sinarmas multiartha

Mempersiapkan Masa Depan Keuangan dengan Tujuan Jelas

Futureproofing Finance with Purpose



2025

Laporan Tahunan
Annual Report

PT Sinar Mas Multiartha Tbk

Sanggahan dan Batasan Tanggung Jawab

Disclaimer and Scope of Responsibility

Laporan Tahunan 2025 PT Sinar Mas Multiartha Tbk (yang selanjutnya disebut "Sinar Mas Multiartha" atau "Perseroan") disusun berdasarkan Peraturan Otoritas Jasa Keuangan No. 29/POJK.04/2016 tentang Laporan Tahunan Emiten atau Perusahaan Publik serta Peraturan Otoritaas Jasa Keuangan No. 51/POJK.03/2017 tentang Penerapan Keuangan Berkelanjutan bagi Lembaga Jasa Keuangan, Emiten, dan Perusahaan Publik. Muatan konten laporan ini sesuai dengan Surat Edaran Otoritas Jasa Keuangan No. 16/SEOJK.04/2021 tentang Bentuk dan Isi Laporan Tahunan Emiten atau Perusahaan Publik.

Laporan ini memuat informasi terkait prinsip-prinsip keberlanjutan dalam seluruh aspek bisnis yang dijalankan serta kinerja ekonomi, sosial, dan lingkungan Perseroan selama periode 1 Januari 2025 hingga 31 Desember 2025, disertai dengan perbandingan kinerja tahun-tahun sebelumnya. Selain itu, Laporan Tahunan ini juga menyajikan informasi terkait proyeksi kerja Perseroan di tahun selanjutnya yang disusun berdasarkan pernyataan-pernyataan prospektif dan berbagai asumsi mengenai kondisi mendatang Perseroan, serta lingkungan bisnis yang terkait, sehingga dapat mengakibatkan perkembangan aktual secara material berbeda dari yang dilaporkan. Oleh karena itu, Perseroan mengimbau agar pemangku kepentingan dapat menggunakan informasi tersebut secara bijak dalam pengambilan keputusan.

Informasi lebih lanjut terkait laporan ini dan muatan di dalamnya dapat diperoleh melalui:

The 2025 Annual Report of PT Sinar Mas Multiartha Tbk (hereinafter referred to as "Sinar Mas Multiartha" or "the Company") was prepared based on Financial Services Authority Regulation No. 29/POJK.04/2016 on Annual Reports of Issuers or Public Companies as well as Financial Services Authority Regulation No. 51/POJK.03/2017 on the Implementation of Sustainable Finance for Financial Services Institutions, Issuers, and Public Companies. The content of this report is in accordance with Financial Services Authority Circular Letter No. 16/SEOJK.04/2021 on the Form and Content of the Annual Report of Issuers or Public Companies.

This report contains information related to sustainability principles in all aspects of the current ongoing business and the Company's economic, social, and environmental performance for the period of 1 January 2025 to 31 December 2025, completed with a comparison of the performance of the previous years. In addition, this Annual Report also presents information related to the Company's work projections for the following year, compiled based on prospective statements and various assumptions on the Company's future conditions, as well as the related business environment, which may result in actual developments that are materially different from those reported. Therefore, the Company urges stakeholders to use the information with discretion in decision-making.

Further information regarding this report and its contents can be obtained through:

Sekretaris Perusahaan / Corporate Secretary

Menara Tekno Lt. 7 / 7th Fl.

Jl. Fachruddin No. 19, Jakarta Pusat / Central Jakarta 10250

(021) 392 5660 | (021) 392 5788 | multiartha@smma.co.id | www.smma.co.id

Tentang Laporan Tahunan 2025 PT Sinar Mas Multiartha Tbk

Brief Information on the 2025 Annual Report of PT Sinar Mas Multiartha Tbk

Laporan Tahunan 2025 PT Sinar Mas Multiartha Tbk merupakan Laporan Tahunan ke-30 yang diterbitkan Perseroan. Tujuan utama Laporan Tahunan ini disusun untuk meningkatkan keterbukaan informasi Perseroan kepada para pemangku kepentingan. Selain itu, Laporan Tahunan ini juga disusun untuk memenuhi ketentuan pelaporan hasil kinerja Perseroan kepada regulator.

Laporan Tahunan ini disajikan dalam 2 bahasa, yaitu Bahasa Indonesia dan Bahasa Inggris dengan menggunakan jenis dan ukuran huruf yang mudah dibaca. Laporan Tahunan ini tersedia dalam bentuk cetakan dengan kualitas yang baik, serta dalam bentuk elektronik yang dapat dilihat dan diunduh di situs web resmi Perseroan, yaitu www.smma.co.id.

The 2025 Annual Report of PT Sinar Mas Multiartha Tbk is the 30th Annual Report issued by the Company. The main objective of this Annual Report is to improve the Company's information disclosure to its stakeholders. In addition, this Annual Report is also compiled to meet the Company's performance result reporting requirement to the regulators.

This Annual Report is presented in 2 languages, Indonesian and English, and uses font type and size that are easy to read. This Annual Report is available in a good quality printed form, as well as in an electronic form that can be viewed and downloaded from the Company's official website, www.smma.co.id.



Mempersiapkan Masa Depan Keuangan dengan Tujuan Jelas

Futureproofing Finance with Purpose

2025

Laporan Tahunan
Annual Report

Komitmen PT Sinar Mas Multiartha Tbk tidak sekadar mengikuti perubahan, tetapi secara proaktif membentuk masa depan industri jasa keuangan dengan fondasi yang berkelanjutan. "*With purpose*" menekankan bahwa setiap langkah strategis yang diambil didasari oleh nilai dan tanggung jawab sosial yang jelas. Dengan memperkuat inklusi keuangan, mendorong inovasi layanan berbasis teknologi, serta menerapkan prinsip ESG secara menyeluruh, Perseroan memposisikan diri sebagai pelaku utama dalam membangun ekosistem keuangan yang berdampak positif. Hal ini juga mencerminkan tekad Perseroan dalam menyeimbangkan pertumbuhan ekonomi dengan kontribusi nyata bagi masyarakat dan lingkungan.

The commitment of PT Sinar Mas Multiartha Tbk is not merely to follow change, but to proactively shape the future of the financial services industry with a sustainable foundation. "With purpose" emphasizes that every strategic step taken is based on clear values and social responsibility. By strengthening financial inclusion, encouraging technology-based service innovation, and implementing ESG principles comprehensively, the Company positions itself as a key player in building a financial ecosystem that delivers positive impact. This also reflects the Company's determination to balance economic growth with real contributions to society and the environment.

Ulasan Tahun 2025
2025 Year in Review

Kinerja Ekonomi
Economic Performance

Total Aset
Total Assets

Rp120.39

triliun / trillion

1.07%

YoY

Pendapatan
Income

Rp36.60

triliun / trillion

17.59%

YoY

Laba Tahun Berjalan
Profit for the Year

Rp2.10

triliun / trillion

107.42%

YoY

Kinerja Lingkungan[1)]
Environmental Performance[1)]

Pembiayaan Hijau
Green Financing

Rp5.22

miliar / billion

Penggunaan Energi
Energy Consumption

30,752.30

GJ

Emisi yang Dihasilkan
Emissions Generated

5,591.53

TonCO_2eq

1) Data beberapa Entitas Anak sebagaimana diungkapkan pada Bab Laporan Keberlanjutan. / Data from several Subsidiaries' as disclosed in the Sustainability Report Chapter.

Kinerja Sosial
Social Performance

Tingkat Perputaran Karyawan
Employee Turnover

5.41%



Kegiatan Pengembangan Sosial dan Kemasyarakatan
Social and Community Development Activities

6 Program / Programs

Biaya Pelaksanaan Pengembangan Sosial dan Kemasyarakatan[2)]
Costs of Implementing Social and Community Development[2)]

Rp5.85 miliar / billion

2) Data Perseroan dan beberapa Entitas Anak sebagaimana diungkapkan pada Bab Laporan Keberlanjutan. / Data from the Company and several Subsidiaries' as disclosed in the Sustainability Report Chapter.

Daftar Isi
Tabel of Contents

Strategi Keberlanjutan / Sustainability Strategy 6
Penentuan Isi dan Topik Material / Determination of Material Content and Topic 8
Pelibatan Pemangku Kepentingan / Stakeholder Engagement 8
Penentuan Topik Material / Determination of Material Topics 12
Verifikasi oleh Pihak Independen / Independent Verification 14

Kilas Kinerja
Performance Highlights

Ikhtisar Kinerja Keberlanjutan / Sustainability Performance Highlights 18
Ikhtisar Saham / Share Highlights 26
Ikhtisar Obligasi / Bonds Highlights 28
Penghargaan / Awards 29
Keanggotaan Asosiasi / Association Membership 29
Peristiwa Penting / Significant Events 30

Laporan Manajemen
Management Report

Laporan Dewan Komisaris / Report from the Board of Commissioners 34
Laporan Direksi / Report from the Board of Directors 40
Profil Dewan Komisaris / Profile of the Board of Commissioners 50
Profil Direksi / Profile of the Board of Directors 54

Profil Perusahaan
Company Profile

Identitas Perusahaan / Corporate Identity 64
Riwayat Singkat / Brief History of the Company 66
Struktur Organisasi / Organization Structure 67
Jejak Langkah / Milestones 68
Visi, Misi, dan Nilai Perusahaan / Vision, Mission, and Corporate Values 72
Bidang Usaha / Line of Business 74
Wilayah Operasional / Operational Areas 75
Struktur Korporasi / Corporate Structure 76
Informasi Entitas Anak dan Entitas Asosiasi / Information on Subsidiaries and Associates 78
Alamat Perusahaan, Entitas Anak, dan Entitas Asosiasi / Address of the Company, Subsidiaries, and Associates 170
Komposisi Pemegang Saham / Shareholders Composition 172
Pemegang Saham Utama dan Pengendali / Main and Controlling Shareholders 174
Realisasi Penggunaan Dana Hasil Penawaran Umum / Realization of Public Offering Proceeds Utilization 175
Program Kepemilikan Saham oleh Karyawan dan/atau Manajemen / Employee and/or Management Stock Ownership Program 176
Kronologi Pencatatan Saham / Chronological Listing of Shares 176
Kebijakan dan Pembagian Dividen / Dividend Policy and Distribution 179
Kronologi Pencatatan Obligasi / Chronological Listing of Bonds 180
Lembaga Penunjang Pasar Modal / Capital Market Supporting Institution 182
Informasi pada Situs Web Perseroan / Information on the Company's Website 183
Sumber Daya Manusia / Human Resources 184

Analisis dan Pembahasan Manajemen
Management Discussion and Analysis

Tinjauan Ekonomi / Economic Overview 192
Tinjauan Industri / Industry Overview 193
Tinjauan Operasional / Operational Overview 194
Strategi Pengembangan Usaha Tahun 2025 / Business Development Strategy of 2025 194
Tinjauan Segmen Usaha / Business Segment Overview 194
Tinjauan Keuangan / Financial Overview 199
Laporan Posisi Keuangan Konsolidasian / Consolidated Statement of Financial Position 199
Laporan Laba Rugi dan Penghasilan Komprehensif Lain Konsolidasian / Consolidated Statement of Profit or Loss and Other Comprehensive Income 202
Laporan Arus Kas Konsolidasian / Consolidated Statements of Cash Flows 205

Rasio Keuangan / Financial Ratio	206
Struktur Permodalan / Capital Structure	207
Investasi Barang Modal / Capital Goods Investment	208
Ikatan Material terkait Investasi Barang Modal / Material Commitment related to Capital Goods Investment	208
Informasi dan Fakta Material mengenai Investasi, Ekspansi, Divestasi, Akuisisi atau Restrukturisasi Utang/Modal / Material Information and Facts related to Investment, Expansion, Divestment, Acquisition, and Debt/Capital Restructuring	213
Transaksi Material yang Mengandung Benturan Kepentingan atau Transaksi dengan Pihak Berelasi / Material Transactions Having Conflict of Interest or Transactions with Affiliates	214
Komitmen dan Kontinjensi / Commitments and Contingency	215
Instrumen Keuangan Derivatif dan Aktivitas Lindung Nilai / Derivative Financial Instrument and Hedging Activities	217
Aspek Pemasaran / Marketing Aspect	217
Perbandingan Target dan Realisasi 2025 serta Target 2026 / Target Comparison and Realization of 2025 and Target of 2026	217
Prospek Usaha 2026 / Business Prospect of 2026	218
Strategi Usaha 2026 / Business Strategy of 2026	219
Informasi Material Setelah Tanggal Laporan Akuntan / Material Information After the Date of the Accountant Report	219
Perubahan Peraturan Perundang-Undangan yang Berdampak Signifikan terhadap Perusahaan / Amendment to Laws and Regulations with Significant Impact to Company	219
Perubahan Kebijakan Akuntansi / Changes in Accounting Policy	219

Tata Kelola Perusahaan
Corporate Governance

Komitmen dan Penerapan GCG / Commitment and Implementation of GCG	222
Tujuan Penerapan GCG / Objective of GCG Implementation	223
Struktur dan Mekanisme Penerapan GCG / Structure and Mechanism of GCG Implementation	224
Penerapan Pedoman Tata Kelola Perusahaan Terbuka / Implementation of Public Company Governance Guideline	225
Rapat Umum Pemegang Saham / General Meeting of Shareholders	229
Dewan Komisaris / Board of Commissioners	238
Direksi / Board of Directors	244
Kebijakan Nominasi dan Remunerasi Dewan Komisaris dan Direksi / Board of Commissioners and Board of Directors Nomination and Remuneration Policy	252
Komite Audit / Audit Committee	254
Komite Nominasi dan Remunerasi / Nomination and Remuneration Committee	261
Sekretaris Perusahaan / Corporate Secretary	266
Audit Internal / Internal Audit	268
Sistem Pengendalian Internal / Internal Control System	272
Sistem Manajemen Risiko / Risk Management System	274
Tata Kelola Teknologi Informasi / Information Technology Governance	280
Kode Etik / Code of Ethics	280
Budaya Perusahaan / Corporate Culture	282
Pengendalian Gratifikasi dan Anti-Korupsi / Gratification Control and Anti-Corruption	282
Pemberian Dana untuk Kegiatan Sosial Politik / Funding of Political Activities	282
Perkara Penting dan Sanksi Administratif / Significant Cases and Administrative Sanction	283
Larangan Transaksi Orang Dalam / Prohibition of Insider Trading	283
Penanganan Benturan Kepentingan / Conflict of Interest Handling	284
Sistem Pelaporan Pelanggaran / Whistleblowing System	285

Laporan Keberlanjutan
Sustainability Report

Tata Kelola Keberlanjutan / Sustainability Governance	288
Aspek Sosial / Social Aspect	290
Aspek Lingkungan / Environmental Aspect	333
Tanggung Jawab Laporan Tahunan / Annual Report Responsibility	345
Tanggapan terhadap Umpan Balik Tahun Sebelumnya / Responses to Previous Year's Report Feedback	346
Lembar Umpan Balik / Feedback Form	347
Indeks Pengungkapan Kriteria POJK No. 51/POJK.03/2017 / POJK Criteria Disclosure Index No. 51/POJK.03/2017	349
Daftar Pengungkapan Metrik Pelaporan ESG / List of Disclosure of ESG Metrics Reporting	352
Laporan Keuangan / Financial Report	354

STRATEGI KEBERLANJUTAN [POJK.51-A.1]
Sustainability Strategy

Perseroan bersama Entitas Anak secara konsisten mengintegrasikan prinsip keberlanjutan dalam setiap lini bisnis. Strategi ini berfokus pada terciptanya keseimbangan antara kinerja ekonomi, tanggung jawab sosial, dan kelestarian lingkungan, sehingga mampu menghasilkan nilai jangka panjang yang berkelanjutan serta mendukung pencapaian Tujuan Pembangunan Berkelanjutan (*Sustainable Development Goals*/SDGs).

The Company and its Subsidiaries consistently integrate sustainability principles across all business lines. This strategy focuses on achieving a balance between economic performance, social responsibility, and environmental preservation, thereby creating long-term sustainable value and supporting the achievement of the Sustainable Development Goals (SDGs).

Keberlanjutan Kinerja Ekonomi
Economic Performance Sustainability

Mendukung Perkembangan Ekonomi yang Berkelanjutan
Supporting a Sustainable Economic Development

Target 2025	2025 Targets
• Peningkatan pencapaian kinerja keuangan dan operasional dibandingkan tahun sebelumnya; serta • Peningkatan kondisi ekonomi masyarakat di sekitar wilayah operasional.	• Improved achievements of financial and operational performances compared to the previous year; and • Improved economic condition of the communities surrounding the operational areas.
Kegiatan	**Activities**
• Mempertahankan kinerja keuangan dan operasional; • Mendistribusikan manfaat ekonomi bagi para pemangku kepentingan; serta • Melaksanakan pemberdayaan masyarakat yang menunjang peningkatan kesejahteraan dan ekonomi masyarakat lokal.	• Maintaining financial and operational performances; • Distributing economic benefits to the stakeholders; and • Implementing community empowerment that supports the improvement of the local community's welfare and economy.
Strategi Pencapaian	**Achievement Strategy**
• Memastikan masing-masing Entitas Anak menyediakan produk dan/atau jasa yang bervariasi dan berkualitas; serta • Melaksanakan berbagai program pemberdayaan masyarakat yang membantu peningkatan perekonomian masyarakat sekitar.	• Ensuring every Subsidiary provides varied and quality products and/or services; and • Implementing various community empowerment programs that assists the improvement of economy of the surrounding community.

Keberlanjutan Kinerja Sosial
Social Performance Sustainability

Mendorong Formalisasi dan Pertumbuhan Usaha Mikro, Kecil, dan Menengah (UMKM), Termasuk melalui Akses terhadap Jasa Keuangan
Encouraging the Formalization and Growth of the Micro, Small, and Medium Enterprises (MSMEs), Including through Access of Financial Services

Target 2025	2025 Targets
Konsisten dalam pembiayaan atau penyaluran kredit kategori kegiatan usaha berkelanjutan (KKUB).	Consistent in financing or loan disbursement under the sustainable business activities category (KKUB).
Kegiatan	**Activities**
• Menyelenggarakan program edukasi, literasi, dan inklusi keuangan; serta • Memudahkan akses pembiayaan dan penyaluran kredit untuk UMKM.	• Organizing financial education, literacy, and inclusion programs; and • Facilitating access to financing and loan disbursement for MSMEs.

Keberlanjutan Kinerja Sosial
Social Performance Sustainability

Strategi Pencapaian	Achievement Strategy
• Meningkatkan pemahaman masyarakat mengenai produk-produk jasa keuangan; serta • Meningkatkan jumlah dana yang disalurkan kepada UMKM, khususnya yang berwawasan lingkungan.	• Improving public understanding of financial service products; and • Improving the amount of funds distributed to MSMEs, especially those with environmental insight.



Melindungi Hak-Hak Karyawan dan Menciptakan Lingkungan Kerja yang Layak bagi Seluruh Karyawan
Protecting Employee Rights and Creating a Decent Work Environment for All Employees

Target 2025	2025 Targets
• Tingkat kecelakaan kerja nol (*zero accident*); serta • Pemberian remunerasi yang sesuai dan kompetitif.	• Zero accident; and • Provision of appropriate and competitive remuneration.
Kegiatan	**Activities**
• Menyediakan lingkungan kerja yang layak dan nyaman; serta • Memenuhi hak setiap karyawan, termasuk pemberian remunerasi yang mempertimbangkan tanggung jawab kerja dan peraturan pemerintah setempat.	• Providing decent and comfortable work environment; and • Fulfilling the rights of every employee, including provision of remuneration that considers the work responsibility and local government regulation.
Strategi Pencapaian	**Achievement Strategy**
• Memberikan remunerasi yang sesuai dengan peraturan pemerintah dan ketentuan Perseroan; • Menyediakan sarana dan prasarana kesehatan dan keselamatan kerja (K3); • Menetapkan kebijakan protokol kesehatan; serta • Mengikutsertakan karyawan dalam berbagai program pengembangan kompetensi.	• Providing remuneration in line with the government regulation and the Company's provision; • Providing occupational health and safety (OHS) facilities and/or infrastructure; • Establishing health protocol policies; and • Involving employees in various competency development programs.

Keberlanjutan Kinerja Lingkungan
Environmental Performance Sustainability



Mencapai Pengelolaan Berkelanjutan dan Pemanfaatan Sumber Daya Alam secara Efisien
Achieving Sustainable Management and Efficient Use of Natural Resources

Target 2025	2025 Targets
• Penurunan biaya pemakaian listrik, air, dan bahan bakar minyak; serta • Penurunan penggunaan kertas.	• Reduced costs of electricity, water, and fuels; and • Reduced paper usage.
Kegiatan	**Activities**
• Menggunakan pendingin ruangan yang ramah lingkungan; • Menghentikan penggunaan lampu penerangan di seluruh jaringan Perseroan pukul 12.00-13.00 waktu lokal; • Mengurangi dan meminimalkan penggunaan kertas dengan mengalihkannya ke penggunaan internet; serta • Memanfaatkan layanan *teleconference* untuk melakukan pengawasan dan koordinasi kegiatan operasional.	• Using environmentally-friendly air conditioners; • Stopping the use of lighting throughout the Company's network at 12.00-13.00 local time; • Reducing and minimizing paper usage and switch to internet usage; and • Utilizing teleconference service to monitor and coordinate operational activities.
Strategi Pencapaian	**Achievement Strategy**
• Menyosialisasikan efisiensi penggunaan listrik, bahan bakar minyak, air, dan kertas; serta • Melaksanakan inisiatif secara konsisten dan berkesinambungan.	• Socializing the efficient usage of electricity, fuels, water, and paper; and • Consistent and sustainable implementation of the initiatives.

PENENTUAN ISI DAN TOPIK MATERIAL
Determination of Material Content and Topic

Pelibatan Pemangku Kepentingan [POJK.51-E.4]
Stakeholder Engagement

Dalam menjalankan bisnis yang berkelanjutan, keterlibatan pemangku kepentingan memegang peranan strategis dalam membentuk hubungan yang saling mendukung, menjawab harapan mereka, sekaligus memperkuat efektivitas praktik keberlanjutan. Sejalan dengan hal tersebut, Perseroan melakukan identifikasi terhadap kelompok pemangku kepentingan yang relevan berdasarkan pedoman AA1000 *Stakeholder Engagement Standard* (SES) 2015, sebagai berikut.

In implementing sustainable business practices, stakeholder engagement plays a strategic role in building mutually supportive relationships, addressing stakeholder expectations, and strengthening the effectiveness of sustainability practices. In line with this, the Company identifies relevant stakeholder groups based on the AA1000 Stakeholder Engagement Standard (SES) 2015, as follows.

Pengaruh / Influence
Pihak yang memberikan pengaruh terhadap pengambilan keputusan yang dilakukan Perseroan terkait keberlangsungan usaha.
Party influencing the Company's decision-making regarding business continuity.

Ketergantungan / Dependency
Perseroan memiliki ketergantungan kepada pihak tersebut, baik secara langsung maupun tidak langsung.
The Company is dependent on such party, either directly or indirectly.

Tanggung Jawab / Responsibility
Perseroan memiliki tanggung jawab kepada pihak tersebut baik saat ini maupun di masa yang akan datang.
The Company is responsible to such party both now and in the coming future.

Perhatian / Attention
Pihak yang perlu diperhatikan Perseroan dalam aspek ekonomi, sosial, dan lingkungan hidup.
Party that the Company should consider on economic, social, and environmental aspects.

Perspektif / Perspective
Pihak yang dapat memberikan sudut pandang baru yang sebelumnya belum ada terhadap isu penting yang relevan.
Party that may provide a new perspective previously unavailable to the important relevant issue.

Sebagai tindak lanjut dari proses identifikasi, Perseroan telah memetakan kelompok pemangku kepentingan dan merumuskan respons yang relevan terhadap kebutuhan mereka, sebagaimana disajikan berikut.

As a follow-up to the identification process, the Company has mapped the stakeholder groups and formulated relevant responses to their needs, as presented below.

Pemegang Saham dan Investor Shareholders and Investors	
Dasar Pemilihan	**Basis for Selection**
• Tanggung jawab; • Perspektif; serta • Pengaruh.	• Responsibility; • Perspective; and • Influence.
Kebutuhan Pemangku Kepentingan	**Stakeholder Need**
• Kinerja keuangan dan non-keuangan; • Keberlanjutan usaha; serta • Informasi yang jelas dan terkini terkait arah strategis Perseroan.	• Financial and non-financial performance; • Business sustainability; and • Clear and updated information on the Company's strategic direction.
Respons terhadap Kebutuhan Pemangku Kepentingan	**Response to Stakeholder Need**
• Menyusun strategi peningkatan kinerja keuangan dan non-keuangan serta keberlanjutan usaha; • Menjaga kinerja tetap optimal dan sesuai target, dengan memperhatikan aspek ekonomi, sosial, dan lingkungan; serta • Menyampaikan informasi mutakhir secara transparan.	• Formulating a strategy to improve financial and non-financial performance, as well as business sustainability; • Maintaining optimal and on-target performance by considering economic, social, and environmental aspects; and • Delivering up-to-date information transparently.
Metode Pelibatan dan Frekuensi Pelaksanaan	**Engagement Method and Frequency of Implementation**
• Pelaksanaan Rapat Umum Pemegang Saham dan paparan publik; • Penyampaian Laporan Tahunan; serta • Penyediaan akses informasi dalam situs web Perseroan.	• Implementation of General Meeting of Shareholders and public expose; • Annual Report Submission; and • Provision of access to information on the Company's website.

Pemerintah dan Regulator Government and Regulator	
Dasar Pemilihan	**Basis for Selection**
• Tanggung jawab; serta • Pengaruh.	• Responsibility; and • Influence.
Kebutuhan Pemangku Kepentingan	**Stakeholder Need**
• Kepatuhan regulasi dan pelaksanaan prinsip kehati-hatian dan tata kelola perusahaan; serta • Pemenuhan kewajiban perpajakan.	• Regulatory compliance and the implementation of prudential and good corporate governance principles; and • Fulfilment of tax obligations.
Respons terhadap Kebutuhan Pemangku Kepentingan	**Response to Stakeholder Need**
• Memastikan pemenuhan seluruh peraturan yang berlaku; • Meningkatkan kualitas pelaksanaan tata kelola perusahaan (GCG); • Melakukan analisis risiko sosial dan lingkungan dalam pembiayaan; serta • Membayar pajak dan penerimaan negara bukan pajak (PNBP) sesuai aturan dan tepat waktu.	• Ensuring fulfilment of all prevailing regulations; • Improving the implementation quality of good corporate governance (GCG); • Conducting social and environmental risks analysis on financing; and • Paying taxes and non-tax state revenue (PNBP) in line with the rules and on-time.
Metode Pelibatan dan Frekuensi Pelaksanaan	**Engagement Method and Frequency of Implementation**
• Penyampaian Laporan Tahunan, Laporan GCG, dan laporan lainnya; • Penyusunan Rencana Aksi Keuangan Berkelanjutan (RAKB); serta • Pembayaran dan pelaporan pajak dan PNBP.	• Submission of Annual Report, GCG Report, and other reports; • Preparation of Sustainable Finance Action Plan (RAKB); and • Payment and reporting of taxes and PNBP.

Karyawan
Employees

Dasar Pemilihan	**Basis for Selection**
• Tanggung jawab; • Perhatian; • Pengaruh; serta • Ketergantungan.	• Responsibility; • Attention; • Influence; and • Dependency.
Kebutuhan Pemangku Kepentingan	**Stakeholder Need**
• Pemenuhan hak ketenagakerjaan; • Pemenuhan aspek K3; • Pengembangan kompetensi dan karier; serta • Kepuasan kerja.	• Fulfilment of labour rights; • Fulfilment of OHS aspects; • Competency and career development; and • Job satisfaction.
Respons terhadap Kebutuhan Pemangku Kepentingan	**Response to Stakeholder Need**
• Memenuhi kontrak kerja dan perjanjian kerja bersama; • Memastikan kecukupan sarana dan prasarana K3; • Melaksanakan pengembangan kompetensi, penilaian kinerja, dan pengembangan karier; serta • Menyampaikan kebijakan terbaru Perseroan kepada seluruh karyawan.	• Fulfilling employment contract and collective labour agreement; • Ensuring the adequacy of OHS facilities and infrastructure; • Implementing competency development, performance assessment, and career development; and • Communicating latest Company's policy to all employees.
Metode Pelibatan dan Frekuensi Pelaksanaan	**Engagement Method and Frequency of Implementation**
• Penyusunan Peraturan Perusahaan yang mengatur hak dan kewajiban karyawan; • Penyediaan *whistleblowing system* (WBS) untuk melaporkan pelanggaran praktik ketenagakerjaan; • Pelaksanaan berbagai kegiatan pengembangan kompetensi, promosi, atau mutasi; serta • Pelaksanaan survei kepuasan karyawan.	• Preparation of Company Regulations on employee rights and obligations; • Provision of a whistleblowing system (WBS) to report any violation of labour practice; • Implementation of various competency development, promotion, or rotation programs; and • Implementation of employee satisfaction survey.

Nasabah
Customers

Dasar Pemilihan	**Basis for Selection**
• Ketergantungan; • Tanggung jawab; serta • Perhatian.	• Dependency; • Responsibility; and • Attention.
Kebutuhan Pemangku Kepentingan	**Stakeholder Need**
• Tanggapan dan tindak lanjut atas umpan balik, masukan, keluhan, dan permintaan informasi; • Pengembangan produk dan jasa, khususnya yang ditawarkan Entitas Anak; • Kesehatan dan keselamatan dalam operasional Perseroan; • Kinerja keberlanjutan; • Perlindungan privasi nasabah dan keamanan data; • Layanan yang prima; serta • Edukasi, literasi, dan inklusi keuangan.	• Response and follow-up on feedback, inputs, complaints, and information requests; • Development of products and services, especially from Subsidiaries; • Health and safety in Company's operation; • Sustainability performance; • Protection of customers privacy and data security; • Premium services; and • Financial education, literacy, and inclusion.
Respons terhadap Kebutuhan Pemangku Kepentingan	**Response to Stakeholder Need**
• Menyediakan media komunikasi, seperti situs web, *call center*, atau tatap muka melalui *frontliner*; • Menindaklanjuti umpan balik, masukan, keluhan, dan pengaduan yang diterima; • Menggali kebutuhan nasabah dan mengembangkan inovasi produk dan layanan digital; • Menjaga privasi dan keamanan data nasabah; serta • Menyelenggarakan program edukasi, literasi, dan inklusi keuangan melalui Entitas Anak.	• Provision of communication media i.e. website, call centre, or face to face via a frontliner; • Follow-up on feedbacks, inputs, and complaints received; • Explore customer needs and developing product innovations and digital services; • Maintain customer privacy and data security; and • Organize financial education, literacy, and inclusion programs via Subsidiaries.
Metode Pelibatan dan Frekuensi Pelaksanaan	**Engagement Method and Frequency of Implementation**
• Pelaksanaan paparan publik; • Survei kepuasan nasabah; serta • Pertemuan nasabah.	• Implementation of public expose; • Customer satisfaction survey; and • Customers gathering.

Mitra Usaha
Business Partners

Dasar Pemilihan	**Basis for Selection**
• Tanggung jawab; serta • Ketergantungan.	• Responsibility; and • Dependency.
Kebutuhan Pemangku Kepentingan	**Stakeholder Need**
• Pengadaan barang dan/atau jasa yang adil dan transparan; • Kontrak kerja yang saling menguntungkan; • Pembayaran tepat waktu; serta • Hubungan kerja yang baik.	• Fair and transparent procurement of goods and/or services; • Mutually beneficial work contract; • On-time payment; and • Good work relation.
Respons terhadap Kebutuhan Pemangku Kepentingan	**Response to Stakeholder Need**
• Memberikan informasi yang dibutuhkan untuk memperlancar proses pengadaan barang dan/atau jasa; • Menyosialisasikan kebijakan dan Kode Etik yang berlaku di Perseroan; • Membangun komunikasi bisnis yang sistematis; serta • Melakukan pembayaran tepat waktu.	• Providing necessary information to expedite the procurement process of goods and/or services; • Socializing the policies and Code of Ethics applicable in the Company; • Developing systematic business communication; and • Conducting on-time payment.
Metode Pelibatan dan Frekuensi Pelaksanaan	**Engagement Method and Frequency of Implementation**
• Perumusan kontrak kerja sama; serta • Pelaksanaan pertemuan secara berkala.	• Formulating cooperative contract; and • Conducting periodic meetings.

Masyarakat
Public

Dasar Pemilihan	**Basis for Selection**
• Tanggung jawab; • Ketergantungan; • Perhatian; serta • Perspektif.	• Responsibility; • Dependency; • Attention; and • Perspective.
Kebutuhan Pemangku Kepentingan	**Stakeholder Need**
• Informasi aktivitas Perseroan; serta • Peningkatan kesejahteraan masyarakat.	• Company activities information; and • Improvement of community welfare.
Respons terhadap Kebutuhan Pemangku Kepentingan	**Response to Stakeholder Need**
• Menyampaikan informasi mutakhir melalui situs web; serta • Menyelenggarakan kegiatan tanggung jawab sosial (CSR) melalui Entitas Anak.	• Delivering up-to-date information via websites; and • Organizing corporate social responsibilities (CSR) activities through Subsidiaries.
Metode Pelibatan dan Frekuensi Pelaksanaan	**Engagement Method and Frequency of Implementation**
• Penyediaan sarana pengaduan masyarakat; serta • Pelaksanaan program CSR.	• Provision of community complaint facility; and • Implementation of CSR program.

Media
Media

Dasar Pemilihan	**Basis for Selection**
Tanggung jawab	Responsibility
Kebutuhan Pemangku Kepentingan	**Stakeholder Need**
Keterbukaan informasi terkait pengembangan Perseroan.	Information disclosure regarding Company's development.
Respons terhadap Kebutuhan Pemangku Kepentingan	**Response to Stakeholder Need**
Menyediakan informasi yang relevan dan transparan melalui situs web Perseroan dan Bursa Efek Indonesia.	Providing relevant and transparent information via Company's website and Indonesia Stock Exchanges.
Metode Pelibatan dan Frekuensi Pelaksanaan	**Engagement Method and Frequency of Implementation**
• Penyediaan akses sarana informasi; • Penyelenggaraan siaran pers dan paparan publik; serta • Publikasi media dan laporan perusahaan lainnya.	• Provision of access to information; • Organization of press release and public expose; and • Media publication and other company reports.

Penentuan Topik Material
Determination of Material Topics

Pada tahun 2025, Perseroan memperbarui topik material dengan menyesuaikan hasil penilaian terhadap perubahan konteks industri keuangan, ekspektasi pemangku kepentingan, serta standar internasional seperti SASB *Standards – Financials Sector*: *Insurance* (*Version* 2023-12). Penyesuaian ini mencerminkan komitmen Perseroan untuk memperkuat praktik keuangan berkelanjutan, tata kelola risiko, serta integrasi prinsip ESG di seluruh Entitas Anak.

Topik tahun 2025 tetap mempertahankan beberapa isu utama tahun 2024, dengan penambahan fokus pada transparansi, risiko iklim, dan inovasi produk berkelanjutan.

In 2025, the Company updated its material topics by aligning the assessment results with changes in the financial industry context, stakeholder expectations, and international standards such as the SASB Standards – Financials Sector: Insurance (Version 2023-12). This adjustment reflects the Company's commitment to strengthening sustainable finance practices, risk governance, and the integration of ESG principles across all Subsidiaries.

The 2025 topics maintain several key issues from 2024, with additional focus on transparency, climate risk, and sustainable product innovation.

Topik Material yang Diperbarui untuk Tahun 2025
Updated Material Topics for 2025

Kinerja Ekonomi dan Stabilitas Keuangan
Economic Performance and Financial Stability

Topik Material dalam Pengungkapan Tahun 2024	**Material Topics Disclosed in 2024**
Kinerja Ekonomi	Economic Performance
Peluang bagi Perseroan Apabila Topik ini Dikelola	**Opportunities for the Company if the Topic is Well Managed**
Memperkuat ketahanan bisnis dan nilai ekonomi jangka panjang melalui pengelolaan usaha dan keuangan yang *prudent* dan efisien.	Strengthening business resilience and long-term economic value through prudent and efficient business and financial management.
Potensi Risiko bagi Perseroan Apabila Topik Tidak Dikelola	**Potential Risks for the Company if the Topic is Not Managed**
Risiko penurunan profitabilitas dan nilai tambah bagi pemangku kepentingan akibat volatilitas ekonomi.	Risk of decreased profitability and stakeholder value due to economic volatility.

Tata Kelola *Anti-Fraud* dan Integritas Bisnis
Anti-Fraud Governance and Business Integrity

Topik Material dalam Pengungkapan Tahun 2024	**Material Topics Disclosed in 2024**
Anti-Fraud	Anti-Fraud
Peluang bagi Perseroan Apabila Topik ini Dikelola	**Opportunities for the Company if the Topic is Well Managed**
Memastikan praktik usaha yang transparan, berintegritas, dan sesuai ketentuan regulator, serta menjaga kepercayaan investor dan nasabah.	Ensuring transparent, ethical, and regulatory-compliant business practices while maintaining the trust of investors and customers.
Potensi Risiko bagi Perseroan Apabila Topik Tidak Dikelola	**Potential Risks for the Company if the Topic is Not Managed**
Risiko hukum dan reputasi akibat potensi penyimpangan, kecurangan, atau pelanggaran etika bisnis.	Risk of legal and reputational exposure arising from potential misconduct, fraud, or breaches of business ethics.

Inovasi Digital dan Layanan Keuangan Berkelanjutan
Digital Innovation and Sustainable Financial Services

Topik Material dalam Pengungkapan Tahun 2024	**Material Topics Disclosed in 2024**
Digitalisasi Produk dan Layanan	Product and Service Digitalization
Peluang bagi Perseroan Apabila Topik ini Dikelola	**Opportunities for the Company if the Topic is Well Managed**
Mendorong efisiensi operasional dan kemudahan akses layanan keuangan melalui transformasi digital yang inklusif dan ramah lingkungan.	Promoting operational efficiency and accessibility of financial services through inclusive and environmentally friendly digital transformation.
Potensi Risiko bagi Perseroan Apabila Topik Tidak Dikelola	**Potential Risks for the Company if the Topic is Not Managed**
Risiko kehilangan daya saing apabila inovasi digital dan keberlanjutan tidak diintegrasikan secara efektif.	Risk of loss of competitiveness if digital innovation and sustainability are not effectively integrated.

Topik Material yang Diperbarui untuk Tahun 2025
Updated Material Topics for 2025

Transparansi Informasi dan Perlindungan Nasabah
Information Transparency and Customer Protection

Topik Material dalam Pengungkapan Tahun 2024	Material Topics Disclosed in 2024
Kerahasiaan Data Nasabah	Customer Data Confidentiality
Peluang bagi Perseroan Apabila Topik ini Dikelola	**Opportunities for the Company if the Topic is Well Managed**
Meningkatkan kepercayaan nasabah melalui komunikasi produk yang etis dan perlindungan data pribadi sesuai regulasi.	Enhancing customer trust through ethical product communication and personal data protection in accordance with regulations.
Potensi Risiko bagi Perseroan Apabila Topik Tidak Dikelola	**Potential Risks for the Company if the Topic is Not Managed**
Risiko reputasi dan hukum akibat kebocoran data atau penyampaian informasi yang tidak akurat.	Risk of reputational and legal consequences resulting from data breaches or inaccurate information disclosure.

Pengembangan Sumber Daya Manusia (SDM) dan Kesejahteraan Karyawan
Human Resources (HR) Development and Employee Well-Being

Topik Material dalam Pengungkapan Tahun 2024	Material Topics Disclosed in 2024
Pengembangan Kompetensi Karyawan	Employee Competency Development
Peluang bagi Perseroan Apabila Topik ini Dikelola	**Opportunities for the Company if the Topic is Well Managed**
Meningkatkan produktivitas dan loyalitas karyawan melalui program pelatihan, pengembangan karier, dan kesejahteraan kerja.	Improving employee productivity and loyalty through training, career development, and well-being programs.
Potensi Risiko bagi Perseroan Apabila Topik Tidak Dikelola	**Potential Risks for the Company if the Topic is Not Managed**
Risiko kesenjangan kompetensi dan penurunan motivasi apabila pengembangan SDM tidak berkelanjutan.	Risk of competency gaps and decreased motivation if HR development is not sustained.

Inklusi dan Literasi Keuangan
Financial Inclusion and Literacy

Topik Material dalam Pengungkapan Tahun 2024	Material Topics Disclosed in 2024
Inklusi dan Literasi Keuangan	Financial Inclusion and Literacy
Peluang bagi Perseroan Apabila Topik ini Dikelola	**Opportunities for the Company if the Topic is Well Managed**
Memperluas akses masyarakat terhadap layanan keuangan formal serta meningkatkan literasi keuangan nasional.	Expanding public access to formal financial services and enhancing national financial literacy.
Potensi Risiko bagi Perseroan Apabila Topik Tidak Dikelola	**Potential Risks for the Company if the Topic is Not Managed**
Risiko sosial apabila masyarakat kurang memahami produk keuangan atau tidak memiliki akses yang memadai.	Risk of social issues arising from limited public understanding of financial products or inadequate access to financial services.

Keterlibatan Sosial dan Tanggung Jawab Kemasyarakatan
Social Engagement and Community Responsibility

Topik Material dalam Pengungkapan Tahun 2024	Material Topics Disclosed in 2024
Pengembangan Sosial dan Kemasyarakatan	Social and Community Development
Peluang bagi Perseroan Apabila Topik ini Dikelola	**Opportunities for the Company if the Topic is Well Managed**
Memperkuat hubungan dengan masyarakat melalui program sosial, pendidikan, dan pemberdayaan ekonomi lokal.	Strengthening community relations through social, educational, and local economic empowerment programs.
Potensi Risiko bagi Perseroan Apabila Topik Tidak Dikelola	**Potential Risks for the Company if the Topic is Not Managed**
Risiko reputasi dan sosial apabila kontribusi terhadap masyarakat dianggap tidak signifikan.	Risk of reputational and social impact if community contributions are perceived as insignificant.

Topik Material yang Diperbarui untuk Tahun 2025
Updated Material Topics for 2025

Efisiensi Energi dan Pengelolaan Dampak Lingkungan
Energy Efficiency and Environmental Impact Management

Topik Material dalam Pengungkapan Tahun 2024	Material Topics Disclosed in 2024
Energi	Energy
Peluang bagi Perseroan Apabila Topik ini Dikelola	**Opportunities for the Company if the Topic is Well Managed**
Mendukung upaya efisiensi energi dan dekarbonisasi dari aktivitas operasional.	Supporting energy efficiency and decarbonization initiatives in operational activities.
Potensi Risiko bagi Perseroan Apabila Topik Tidak Dikelola	**Potential Risks for the Company if the Topic is Not Managed**
Risiko operasional dan reputasi akibat penggunaan energi yang boros dan tidak ramah lingkungan.	Risk of operational and reputational consequences due to inefficient and non-environmentally friendly energy use.

Manajemen Risiko Iklim dan Lingkungan
Climate and Environmental Risk Management

Topik Material dalam Pengungkapan Tahun 2024	Material Topics Disclosed in 2024
Belum tercantum	Not yet listed
Peluang bagi Perseroan Apabila Topik ini Dikelola	**Opportunities for the Company if the Topic is Well Managed**
Mengintegrasikan penilaian risiko iklim ke dalam strategi bisnis dan perencanaan investasi untuk memperluas peluang pasar dan meningkatkan resiliensi.	Integrating climate risk assessment into business strategies and investment planning to expand market opportunities and strengthen resilience.
Potensi Risiko bagi Perseroan Apabila Topik Tidak Dikelola	**Potential Risks for the Company if the Topic is Not Managed**
Risiko transisi dan risiko fisik apabila regulasi terkait iklim dan risiko bencana alam tidak diidentifikasi dan dimitigasi secara memadai.	Risk of transition and physical impacts if climate-related regulations and natural disaster risks are not properly identified and mitigated.

Manajemen Risiko Sistemik dan Kecukupan Modal
Systemic Risk Management and Capital Adequacy

Topik Material dalam Pengungkapan Tahun 2024	Material Topics Disclosed in 2024
Belum tercantum	Not yet listed
Peluang bagi Perseroan Apabila Topik ini Dikelola	**Opportunities for the Company if the Topic is Well Managed**
Memastikan stabilitas keuangan grup melalui pengawasan risiko likuiditas, *leverage*, dan modal yang sesuai standar prudensial.	Ensuring the group's financial stability through oversight of liquidity, leverage, and capital risks in accordance with prudential standards.
Potensi Risiko bagi Perseroan Apabila Topik Tidak Dikelola	**Potential Risks for the Company if the Topic is Not Managed**
Risiko sistemik dan sanksi regulator apabila pengelolaan risiko dan modal tidak sesuai ketentuan.	Risk of systemic exposure and regulatory sanctions if risk and capital management do not comply with applicable requirements.

Verifikasi oleh Pihak Independen [POJK.51-G.1]
Independent Verification

Penyusunan Laporan Tahunan saat ini masih dilakukan tanpa dukungan verifikasi independen. Namun, langkah ini tidak mengurangi komitmen Perseroan dalam menghadirkan informasi yang akurat, transparan, dan bertanggung jawab. Seiring dengan upaya peningkatan kualitas, Perseroan membuka peluang penerapan *assurance* di masa mendatang sebagai bagian dari perjalanan menuju praktik pelaporan yang lebih matang.

The preparation of the Annual Report is currently conducted without independent verification support. However, this does not diminish the Company's commitment to providing accurate, transparent, and accountable information. In line with continuous quality improvement efforts, the Company is open to adopting assurance practices in the future as part of its journey toward more mature reporting standards.



Kilas Kinerja
Performance Highlights



1



Ikhtisar Kinerja Keberlanjutan
Sustainability Performance Highlights

Keberlanjutan Kinerja Keuangan dan Operasional [POJK.51-B.1]
Financial and Operational Performance Sustainability

Laporan Posisi Keuangan Konsolidasian
Consolidated Financial Positions

(dalam jutaan Rupiah, kecuali dinyatakan lain / in million Rupiah, unless stated otherwise)

Uraian	2025	2024*)	2023*)	Description
Aset / Assets				
Kas dan Bank - Bersih	**9,180,682**	8,828,002	9,533,705	Cash and Bank - Net
Investasi Jangka Pendek - Bersih	**78,249,702**	70,659,008	62,919,564	Short-Term Investment - Net
Efek yang Dibeli dengan Janji Jual Kembali	**1,394,940**	192,215	-	Securities Purchased Under Agreement to Resell
Piutang Pembiayaan Multiguna - Bersih	**1,262,692**	1,537,356	1,436,026	Multipurpose Financing Receivables - Net
Piutang Sewa Pembiayaan - Bersih	**407,949**	125,516	175,297	Financing Lease Receivables - Net
Piutang Pembiayaan Modal Kerja Skema Anjak Piutang - Bersih	**1,164,388**	1,474,546	2,513,517	Working Capital Financing with Factoring Scheme Receivables - Net
Kredit yang Diberikan - Bersih	**10,857,033**	12,618,690	15,086,293	Loan - Net
Tagihan Akseptasi - Bersih	**161,224**	38,129	78,304	Acceptance Receivables - Net
Aset Ijarah - Bersih	**673,563**	351,525	433,902	Ijarah Assets - Net
Piutang Transaksi Efek	**652,467**	171,354	154,722	Securities Transaction Receivables
Piutang Lain-Lain - Bersih	**2,694,439**	3,559,378	3,087,231	Other Accounts Receivables - Net
Aset Kontrak Asuransi	**1,089,221**	2,662,509	37,106	Insurance Contract Asset
Aset Kontrak Reasuransi	**3,149,235**	4,497,161	7,725,885	Reinsurance Contract Assets
Investasi dalam Saham - Bersih	**2,987,099**	3,503,395	3,349,804	Investment in Shares of Stock - Net
Properti Investasi - Bersih	**438,903**	405,870	413,669	Investment Properties - Net
Aset Tetap - Bersih	**2,509,664**	2,700,439	2,744,994	Property and Equipment - Net
Agunan yang Diambil Alih - Bersih	**249,350**	264,120	274,353	Foreclosed Assets - Net
Aset Pajak Tangguhan	**251,073**	465,698	375,773	Deferred Tax Assets
Aset Lain-Lain	**3,017,623**	5,065,656	5,705,054	Other Assets
Total Aset [POJK.51-C.3]	**120,391,247**	**119,120,567**	**116,045,199**	**Total Assets** [POJK.51-C.3]
Liabilitas dan Ekuitas / Liabilities and Equity				
Liabilitas / Liabilities				
Simpanan dan Simpanan dari Bank Lain	**45,367,868**	43,930,669	40,950,205	Deposits and Deposits from Other Banks
Efek yang Dijual dengan Janji Beli Kembali - Pihak Ketiga	**-**	879,455	1,051,717	Securities Sold Under Agreement to Repurchase - Third Parties
Liabilitas Kontrak Asuransi	**25,873,249**	29,009,457	29,928,252	Insurance Contract Liabilities

*) Disajikan kembali. / Restated.

(dalam jutaan Rupiah, kecuali dinyatakan lain / in million Rupiah, unless stated otherwise)

Uraian	2025	2024*)	2023*)	Description
Liabilitas Kontrak Reasuransi	**1,409,812**	2,085,647	648,796	Reinsurance Contract Liabilities
Liabilitas Kontrak Penjaminan dan Premi Diterima di Muka	**2,696,215**	2,879,032	3,820,404	Guarantee Contract Liabilities and Premiums Received in Advance
Liabilitas Manfaat Polis Masa Depan	**337,362**	697,499	3,045,628	Liability for Future Policy Benefits
Premi Belum Merupakan Pendapatan dan Estimasi Liabilitas Klaim	**230,182**	-	-	Unearned Premiums and Estimated Claims Liability
Liabilitas Akseptasi	**161,553**	38,160	79,880	Acceptance Payables
Utang Transaksi Efek	**502,248**	89,688	86,341	Securities Transaction Payables
Utang Pajak	**106,898**	203,229	120,322	Taxes Payables
Beban Akrual	**411,526**	306,114	332,020	Accrued Expenses
Surat Berharga yang Diterbitkan	**9,029,855**	9,436,290	8,390,304	Securities Issued
Pinjaman yang Diterima	**2,509,972**	1,257,352	2,086,386	Loans Received
Liabilitas Pajak Tangguhan	**37,534**	8,234	4,765	Deferred Tax Liabilities
Liabilitas Imbalan Kerja Jangka Panjang	**239,210**	164,850	148,681	Long-Term Employee Benefits Liability
Cadangan Bagi Hasil Peserta	**30,281**	252,300	21,614	Reserve for Profit Sharing Distribution to Participants
Liabilitas Lain-Lain	**5,536,379**	4,142,829	2,084,446	Other Liabilities
Total Liabilitas	**94,480,144**	**95,380,805**	**92,799,761**	**Total Liabilities**
		Ekuitas / Equity		
Modal Dasar	**1,334,891**	1,334,891	1,334,891	Authorized Capital
Tambahan Modal Disetor - Bersih	**1,647,520**	1,647,520	1,647,520	Additional Paid-In Capital - Net
Komponen Ekuitas Lainnya	**233,700**	213,535	369,386	Other Equity Components
Saldo Laba				Retained Earnings
Ditentukan Penggunanya	**791,607**	791,607	791,607	Appropriated
Tidak Ditentukan Penggunanya	**19,519,774**	17,529,824	16,553,162	Unappropriated
Kepentingan Non-Pengendali	**2,383,611**	2,222,385	2,548,872	Non-Controlling Interests
Total Ekuitas	**25,911,103**	**23,739,762**	**23,245,438**	**Total Equity**
Total Liabilitas dan Ekuitas	**120,391,247**	**119,120,567**	**116,045,199**	**Total Liabilities and Equity**

*) Disajikan kembali. / Restated.

Laba Rugi dan Penghasilan Komprehensif Lain Konsolidasian
Consolidated Profit or Loss and Other Comprehensive Income

(dalam jutaan Rupiah, kecuali dinyatakan lain / in million Rupiah, unless stated otherwise)

Uraian	2025	2024*)	2023	Description
Pendapatan	**36,601,656**	31,126,849	26,930,150	Income
Beban	**34,146,152**	29,890,135	25,645,893	Expenses
Laba Sebelum Pajak	**2,455,504**	1,236,714	1,284,257	Profit Before Tax
Beban (Manfaat) Pajak	**351,520**	222,353	95,542	Tax Expenses (Benefits)
Laba Tahun Berjalan	**2,103,984**	1,014,361	1,188,715	Profit for the Year
Total Penghasilan (Rugi) Komprehensif Lain Setelah Pajak	**74,316**	(236,067)	109,683	Total Other Comprehensive Income (Loss) - Net of Tax
Total Penghasilan Komprehensif - Bersih	**2,178,300**	778,294	1,298,398	Total Comprehensive Income - Net
Laba Bersih Teratribusikan kepada:				Net Profit Attributable to:
Pemilik Entitas Induk	**2,045,644**	957,875	1,168,946	Owners of Parent Entity
Kepentingan Non-Pengendali	**58,340**	56,486	19,769	Non-Controlling Interest
Penghasilan Komprehensif Teratribusikan kepada:				Comprehensive Income Attributable to:
Pemilik Entitas Induk	**2,008,235**	746,334	1,154,288	Owners of Parent Entity
Kepentingan Non-Pengendali	**170,065**	31,960	144,110	Non-Controlling Interest
Laba Bersih per Saham (dalam Rupiah penuh) Dasar (Dilusian)	**321**	150	184	Earnings per Share (in full Rupiah amount) Basic (Diluted)

*) Disajikan kembali. / Restated.

Laporan Arus Kas Konsolidasian
Consolidated Statement of Cash Flows

(dalam jutaan Rupiah, kecuali dinyatakan lain / in million Rupiah, unless stated otherwise)

Uraian	2025	2024	2023	Description
Arus Kas dari (Digunakan untuk) Aktivitas Operasi	**(1,836,221)**	5,120,056	6,981,396	Cash Flows from (Used in) Operating Activities
Arus Kas dari (Digunakan untuk) Aktivitas Investasi	**(181,241)**	(363,071)	71,283	Cash Flows from (Used in) Investing Activities
Arus Kas dari (Digunakan untuk) Aktivitas Pendanaan	**359,035**	(1,239,606)	(2,538,082)	Cash Flows from (Used in) Financing Activities

Rasio Keuangan
Financial Ratio

(dalam % / in %)

Uraian	2025	2024*)	2023*)	Description
Rasio Laba terhadap Total Aset (ROA)	**1.75**	0.85	1.02	Return on Assets (ROA)
Rasio Laba terhadap Total Ekuitas (ROE)	**8.12**	4.27	5.11	Return on Equity (ROE)
Rasio Laba Bersih terhadap Pendapatan	**5.75**	3.26	4.41	Net Profit Margin
Rasio Beban Operasional terhadap Pendapatan Operasional (BOPO)	**93.29**	96.03	95.23	Operating Expenses to Operating Income Ratio (BOPO)
Rasio Lancar	**127.42**	124.89	125.05	Current Ratio
Rasio Liabilitas terhadap Aset	**78.48**	80.07	79.97	Debt to Asset Ratio
Rasio Liabilitas terhadap Ekuitas	**364.63**	401.78	399.22	Debt to Equity Ratio

*) Disajikan kembali. / Restated.

Grafik-Grafik Keuangan
Financial Charts

Total Aset
Total Assets

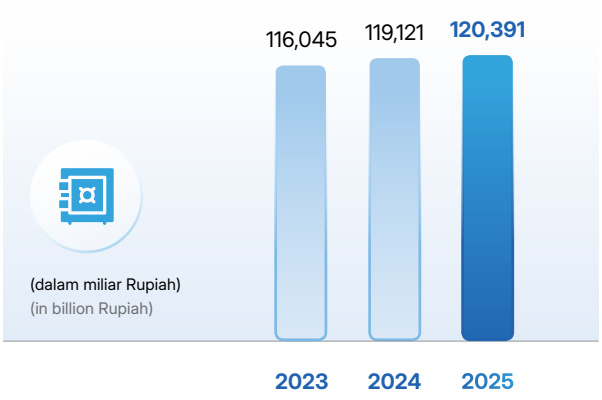

Total Liabilitas
Total Liabilities

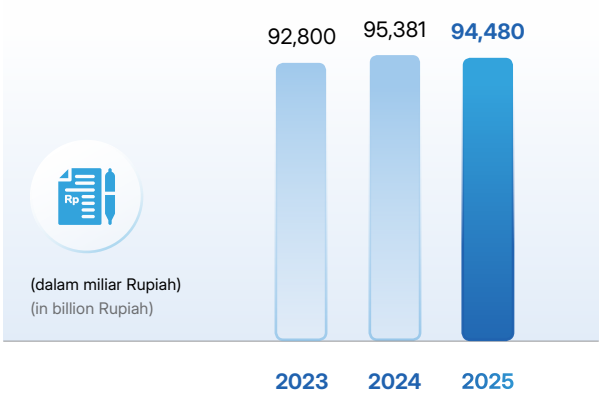

Pendapatan
Income

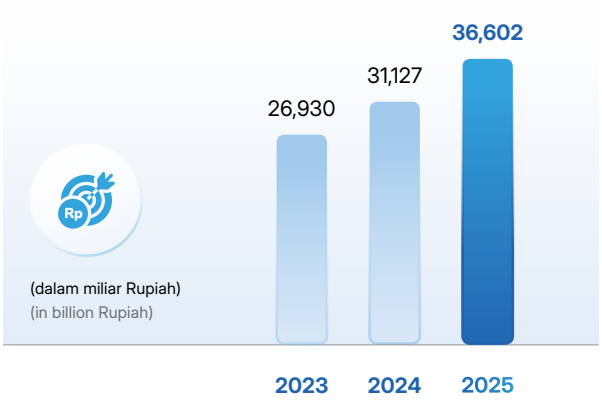

Laba Tahun Berjalan
Profit for the Year

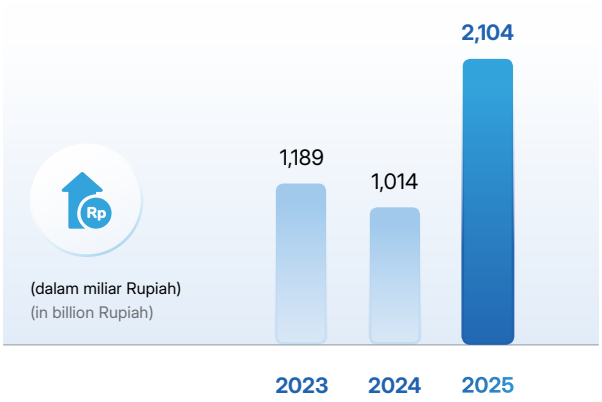

Total Penghasilan Komprehensif
Total Comprehensive Income

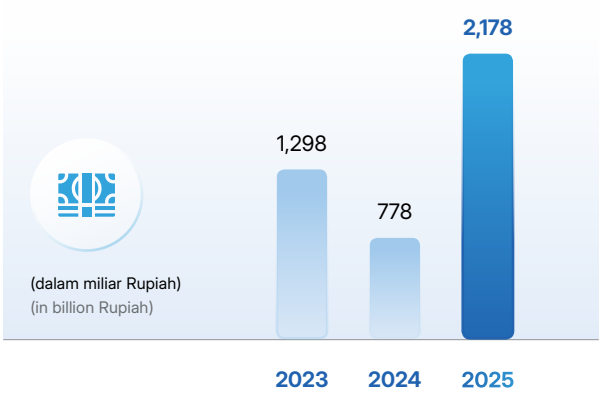

Rasio Laba terhadap Total Aset
Return on Assets

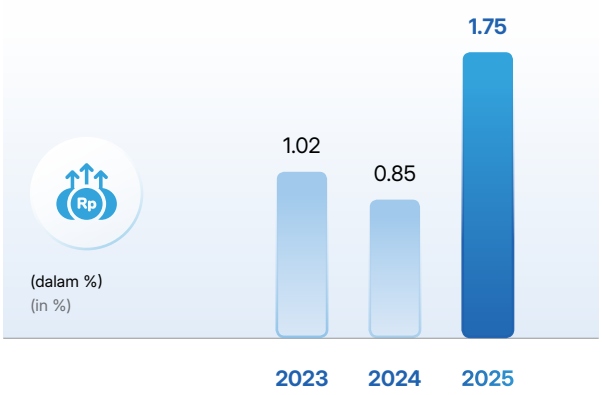

Rasio Laba terhadap Total Ekuitas
Return on Equity

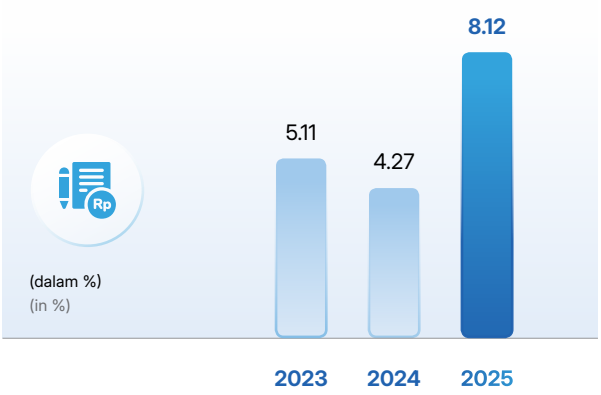

Rasio Laba terhadap Pendapatan
Net Profit Margin

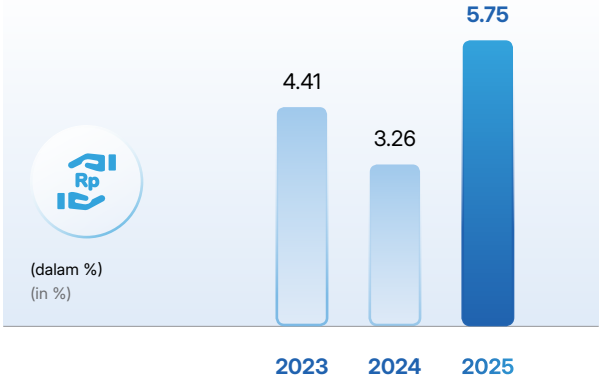

Rasio Beban Operasional terhadap Pendapatan Operasional
Operating Expenses to Operating Income Ratio

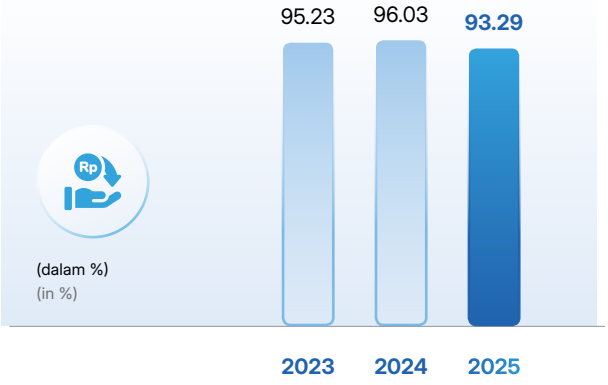

Ikhtisar Operasional
Operational Highlights

(dalam jutaan Rupiah, kecuali dinyatakan lain / in million Rupiah, unless stated otherwise)

Uraian	2025	2024	2023	Description
Pendapatan / Income				
Jasa Asuransi	**24,516,094**	19,342,784	19,083,572	Insurance Service
Pembiayaan Konsumen, Piutang Sewa Pembiayaan, dan Anjak Piutang	**1,042,492**	1,354,816	1,261,622	Consumer Finance, Financing Lease Receivables, and Factoring
Jasa Biro Administrasi Efek	**19,564**	18,045	12,425	Securities Administration Bureau Services
Jasa Penjaminan Emisi dan Perantara Pedagang Efek, serta Jasa Manajer Investasi	**630,047**	692,814	608,009	Securities Brokerage and Underwriting, and Investment Manager Services

(dalam jutaan Rupiah, kecuali dinyatakan lain / in million Rupiah, unless stated otherwise)

Uraian	2025	2024	2023	Description
Perbankan	**4,682,901**	4,765,250	4,434,153	Banking
Pembangunan, Perdagangan, dan Jasa	**1,247,305**	894,501	1,355,716	Development, Trade, and Services
Pembiayaan Berkelanjutan / Sustainable Financing				
Pembiayaan Hijau[1)]	**5,221,813**	4,784,019	5,818,005	Green Financing[1)]
Pelibatan Pemasok Lokal[2)] / Local Supplier Engagement[2)]				
Pemasok Lokal (Entitas)	**2,669**	2,910	4,035	Local Supplier (Entity)

1) Data KKUB PT Bank Sinarmas Tbk, PT Bank Nano Syariah, dan PT Sinar Mas Multifinance. / KKUB data of PT Bank Sinarmas Tbk, PT Bank Nano Syariah, and PT Sinar Mas Multifinance.
2) Data Entitas Anak PT Sinar Mas Multifinance dan PT Pasar Dana Pinjaman (Danamas). / Data of Subsidiaries PT Sinar Mas Multifinance and PT Pasar Dana Pinjaman (Danamas).

Jasa Asuransi
Insurance Service

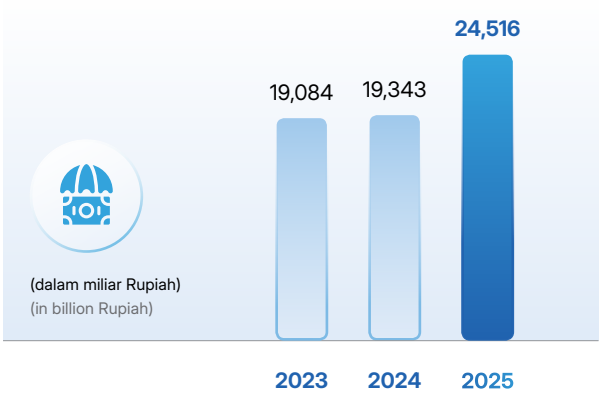

Pembiayaan Konsumen, Piutang Sewa Pembiayaan, dan Anjak Piutang
Consumer Finance, Financing Lease Receivables, and Factoring

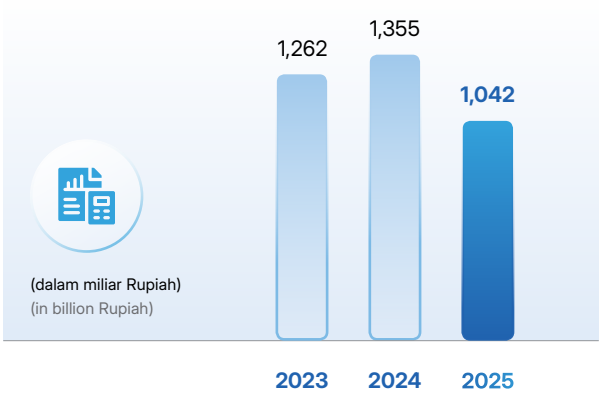

Jasa Biro Administrasi Efek
Securities Administration Bureau Services

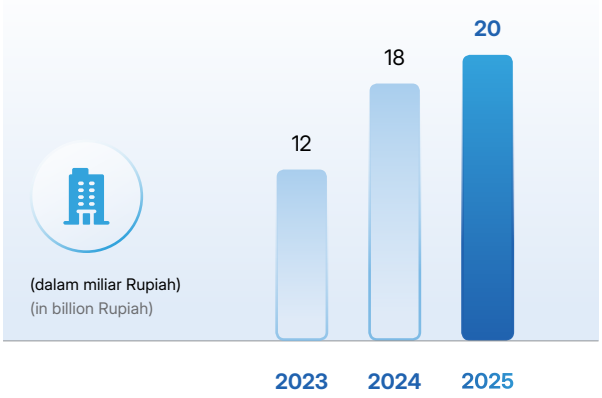

Jasa Penjaminan Emisi dan Perantara Pedagang Efek, serta Jasa Manajer Investasi
Securities Brokerage and Underwriting, and Investment Manager Services

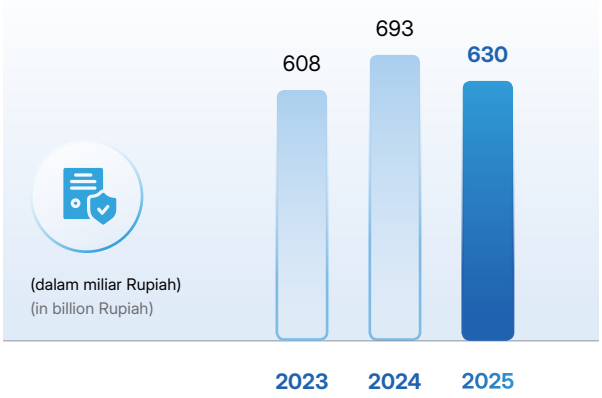

Perbankan
Banking

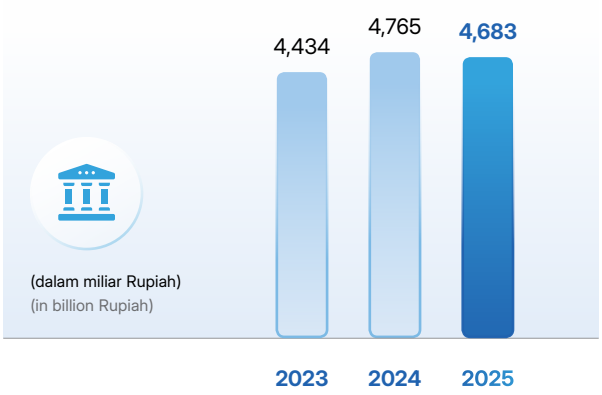

Pembangunan, Perdagangan, dan Jasa
Development, Trade, and Services

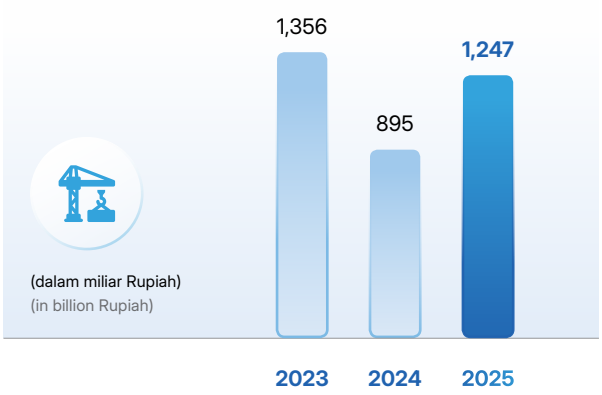

Pembiayaan Hijau
Green Financing

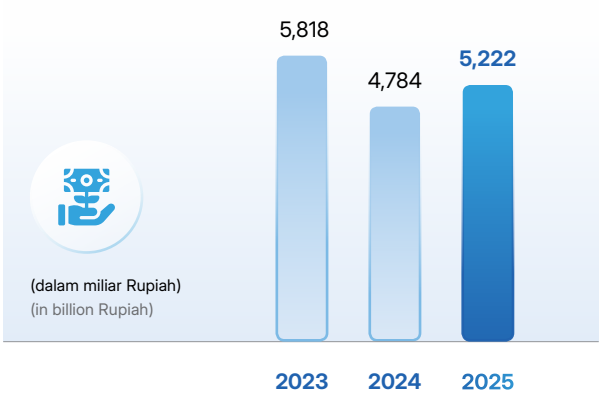

Keberlanjutan Kinerja Sosial [POJK.51-B.3]
Operational Highlights

Uraian	Satuan Unit	2025	2024	2023	Description
Pengelolaan Karyawan / Employee Management					
Total Karyawan	Orang Employee	**60**	51	56	Total Employee
Total Karyawan Pria		**40**	35	38	Total Male Employee
Total Karyawan Wanita		**20**	16	18	Total Female Employee
Tingkat Perputaran Karyawan		**5.41**	11.22	13.21	Employee Turnover

Uraian	Satuan Unit	2025	2024	2023	Description
Pengembangan Sosial dan Kemasyarakatan[1] / Social and Community Development[1]					
Kegiatan Pengembangan Sosial dan Kemasyarakatan	Kategori Program Program Category	**6**	7	7	Social and Community Development Activity
Biaya Pelaksanaan Pengembangan Sosial dan Kemasyarakatan	jutaan Rupiah million Rupiah	**5,846**	3,166	4,266	Social and Community Development Implementation Cost

1) Data Perseroan dan beberapa Entitas Anak sebagaimana diungkapkan pada Bab Laporan Keberlanjutan. / Data from the Company and several Subsidiaries' as disclosed in the Sustainability Report Chapter.

Keberlanjutan Kinerja Lingkungan [POJK.51-B.2]
Environmental Performance Sustainability

Uraian	Satuan Unit	2025	2024	2023	Description
Biaya Penggunaan Sumber Daya[1] / Resources Utilization Cost[1]					
Listrik	jutaan Rupiah million Rupiah	**40,279**	28,867	32,723	Electricity
Air		**2,439**	2,059	63,414	Water
Bahan Bakar Minyak		**12,774**	17,050	2,967	Fuel
Penggunaan Sumber Daya / Resources Utilization					
Listrik[2]	GJ	**18,146.70**	19,233.79	18,846.47	Electricity[2]
Air[3]	m^3	**56,585**	61,053	52,557	Water[3]
Bahan Bakar Minyak[2]	GJ	**12,605.61**	12,623.46	13,933.70	Fuel[2]
Emisi yang Dihasilkan[2] / Emissions Generated[2]					
Cakupan 1	TonCO_2eq	**853.23**	854.43	943.12	Scope 1
Cakupan 2	TonCO_2eq	**4,738.30**	5,022.16	4,921.02	Scope 2
Total Emisi	**TonCO_2eq**	**5,591.53**	**5,876.59**	**5,864.14**	**Total Emissions**
Limbah yang Dihasilkan[4] / Waste Generated[4]					
Kertas	Ton	**11.94**	15.84	16.89	Paper

1) Data Perseroan dan Entitas Anak secara konsolidasi. / Consolidated data from the Company and its Subsidiaries.
2) Data mencakup PT Asuransi Sinar Mas, PT Sinar Mas Multifinance, PT Sinarmas Ventura, PT Pasar Dana Pinjaman (Danamas), dan PT Wapindo Jasaartha. / Data includes PT Asuransi Sinar Mas, PT Sinar Mas Multifinance, PT Sinarmas Ventura, PT Pasar Dana Pinjaman (Danamas), and PT Wapindo Jasaartha.
3) Data mencakup PT Bank Sinarmas Tbk, PT Asuransi Sinar Mas, PT Sinar Mas Multifinance, PT Sinartama Gunita, PT Pasar Dana Pinjaman (Danamas), dan PT Wapindo Jasaartha. / Data includes PT Bank Sinarmas Tbk, PT Asuransi Sinar Mas, PT Sinar Mas Multifinance, PT Sinartama Gunita, PT Pasar Dana Pinjaman (Danamas), and PT Wapindo Jasaartha.
4) Data Entitas Anak PT Bank Sinarmas Tbk, PT Asuransi Sinar Mas, PT Asuransi Simas Insurtech, PT AB Sinarmas Multifinance, PT Sinarmas Sekuritas, PT Sinarmas Asset Management, PT Sinartama Gunita, PT Pasar Dana Pinjaman (Danamas), dan PT Wapindo Jasaartha. / Subsidiaries Data of PT Bank Sinarmas Tbk, PT Asuransi Sinar Mas, PT Asuransi Simas Insurtech, PT AB Sinarmas Multifinance, PT Sinarmas Sekuritas, PT Sinarmas Asset Management, PT Sinartama Gunita, PT Pasar Dana Pinjaman (Danamas), and PT Wapindo Jasaartha.

Ikhtisar Saham
Share Highlights

Periode Period	Harga Price			Total Saham Beredar (Lembar) Total Number of Outstanding (Shares)	Volume Transaksi (Lembar) Transaction Volume (Shares)	Kapitalisasi Pasar Tertinggi Highest Market Capitalization (Rp)
	Tertinggi Highest (Rp)	Terendah Lowest (Rp)	Penutupan Closing (Rp)			
2025						
Januari / January	**18,300**	**-**	**15,275**	**6,367,664,717**	**196,114,704**	**97,266,078,552,175**
Febriari / February	**17,250**	**-**	**15,475**	**6,367,664,717**	**130,464,001**	**98,539,611,495,575**
Maret / March	**17,500**	**-**	**15,500**	**6,367,664,717**	**170,022,222**	**98,698,803,113,500**
April / April	**16,775**	**14,075**	**15,700**	**6,367,664,717**	**148,605,450**	**99,972,336,056,900**
Mei / May	**16,725**	**15,125**	**15,800**	**6,367,664,717**	**202,653,616**	**100,609,102,528,600**
Juni / June	**16,425**	**-**	**15,700**	**6,367,664,717**	**173,338,776**	**99,972,336,056,900**
Juli / July	**27,225**	**-**	**15,875**	**6,367,664,717**	**207,647,926**	**101,086,677,382,375**
Agustus / August	**17,400**	**13,500**	**15,700**	**6,367,664,717**	**178,467,345**	**99,972,336,056,900**
September / September	**16,825**	**14,725**	**14,925**	**6,367,664,717**	**175,540,082**	**95,037,395,901,225**
Oktober / October	**15,225**	**12,200**	**13,000**	**6,367,664,717**	**301,402,578**	**82,779,641,321,000**
November / November	**13,550**	**12,000**	**13,000**	**6,367,664,717**	**234,662,235**	**82,779,641,321,000**
Desember / December	**14,500**	**12,325**	**14,500**	**6,367,664,717**	**293,171,956**	**92,331,138,396,500**
2024						
Januari / January	22,000	13,200	16,150	6,367,664,717	179,100	102,837,785,179,550
Febriari / February	17,250	13,750	14,500	6,367,664,717	940,200	92,331,138,396,500
Maret / March	15,750	14,050	14,600	6,367,664,717	99,900	92,967,904,868,200
April / April	14,600	13,375	14,600	6,367,664,717	12,000	92,967,904,868,200
Mei / May	15,500	13,375	14,600	6,367,664,717	44,400	92,967,904,868,200
Juni / June	16,300	14,200	14,600	6,367,664,717	82,900	92,967,904,868,200
Juli / July	14,700	14,000	14,450	6,367,664,717	150,400	92,012,755,160,650
Agustus / August	14,975	13,275	14,600	6,367,664,717	326,300	92,967,904,868,200
September / September	17,500	14,225	14,600	6,367,664,717	247,000	92,967,904,868,200
Oktober / October	14,625	14,300	14,600	6,367,664,717	392,700	92,967,904,868,200
November / November	14,625	13,950	14,600	6,367,664,717	33,100	92,967,904,868,200
Desember / December	16,750	14,000	14,600	6,367,664,717	61,200	92,967,904,868,200

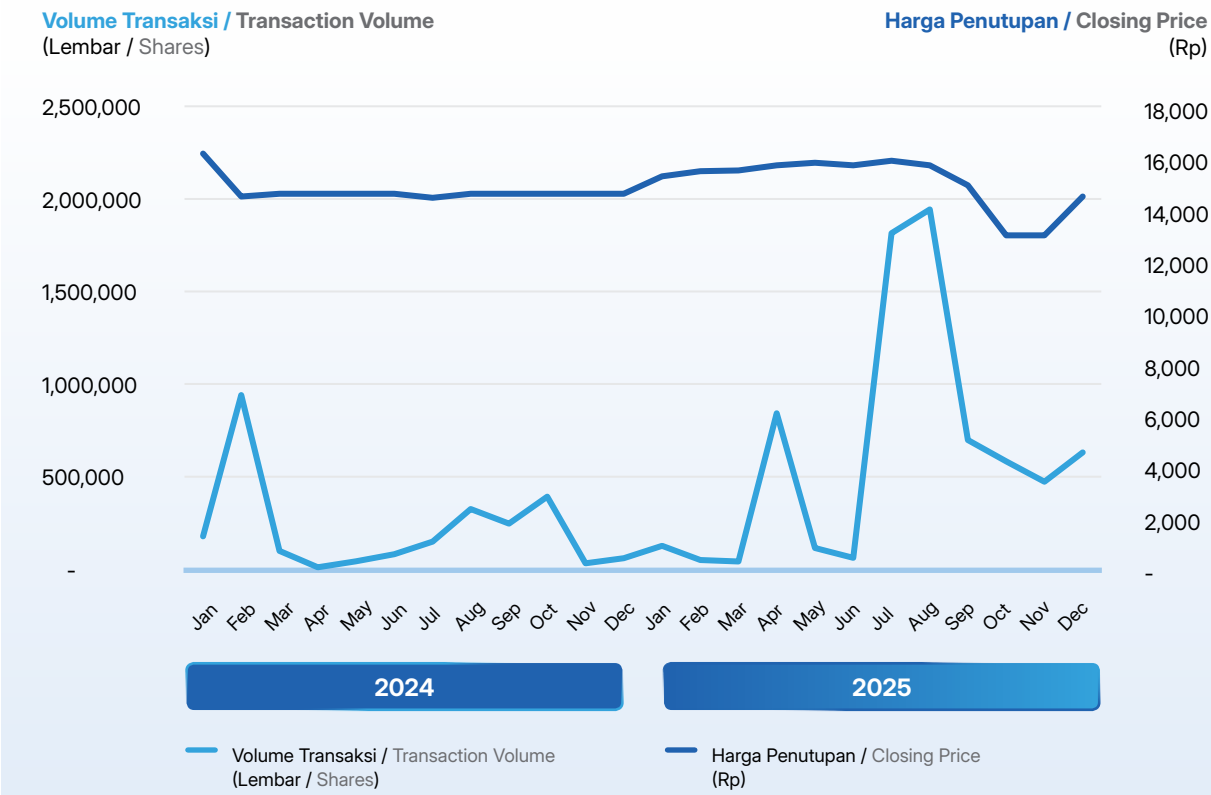

Aktivitas Perdagangan Saham

Pada tahun 2025, saham Perseroan diperdagangkan secara normal di Bursa Efek Indonesia tanpa mengalami suspensi maupun *delisting*.

Aksi Korporasi

Pada tahun 2025, Perseroan menerbitkan obligasi sebagai berikut.

1. Pada 20 Januari 2025, Perseroan menerbitkan dan menawarkan Obligasi Berkelanjutan III Sinar Mas Multiartha Tahap II Tahun 2025 dengan Tingkat Bunga Tetap sebesar Rp800.000.000.000,-. Obligasi tersebut ditawarkan dengan nilai 100% dari jumlah pokok obligasi pada saat jatuh tempo yang terdiri dari 3 seri, yakni Seri A sebesar Rp100.000.000.000,-, Seri B sebesar Rp500.000.000.000,-, dan Seri C sebesar Rp200.000.000.000,-.
2. Pada 22 Agustus 2025, Perseroan menerbitkan dan menawarkan Obligasi Berkelanjutan III Sinar Mas Multiartha Tahap III Tahun 2025 dengan Tingkat Bunga Tetap sebesar Rp300.000.000.000,-. Obligasi tersebut ditawarkan dengan nilai 100% dari jumlah pokok obligasi pada saat jatuh tempo.

Stock Trading Activities

In 2025, the Company's shares were traded normally on the Indonesia Stock Exchange without any suspension or delisting.

Corporate Action

In 2025, the Company issued the following bonds.

1. On 20 January 2025, the Company issued and offered the Sinar Mas Multiartha Sustainable Bonds III Phase II Year 2025 with a Fixed Interest Rate amounting to Rp800,000,000,000. The bonds were offered at 100% of their principal value at maturity, consisting of 3 series: Series A amounting to Rp100,000,000,000, Series B amounting to Rp500,000,000,000, and Series C amounting to Rp200,000,000,000.
2. On 22 August 2025, the Company issued and offered the Sinar Mas Multiartha Sustainable Bonds III Phase III Year 2025 with a Fixed Interest Rate amounting to Rp300,000,000,000. The bonds were offered at 100% of their principal value at maturity.

3. Pada 24 Oktober 2025, Perseroan menerbitkan dan menawarkan Obligasi Berkelanjutan III Sinar Mas Multiartha Tahap IV Tahun 2025 dengan Tingkat Bunga Tetap sebesar Rp1.050.000.000.000,-. Obligasi tersebut ditawarkan dengan nilai 100% dari jumlah pokok obligasi pada saat jatuh tempo.

Selain penerbitan dan penawaran obligasi, Perseroan tidak melakukan aksi korporasi lain, baik berupa pemecahan saham, penggabungan saham, pembagian dividen saham dan saham bonus, penerbitan efek konversi, serta perubahan nilai nominal saham atau jumlah saham beredar.

3. On 24 October 2025, the Company issued and offered Sustainable Bond III Sinar Mas Multiartha Phase IV Year 2025 with a Fixed Interest Rate amounting to Rp1,050,000,000,000. The bonds were offered at 100% of the principal amount of the bonds at maturity.

Apart from the bond issuance and offering, the Company did not undertake any other corporate actions, including stock splits, reverse stock splits, stock dividends or bonus shares, issuance of convertible securities, or changes in nominal share value or number of outstanding shares.

Ikhtisar Obligasi
Bonds Highlights

Rincian obligasi yang belum dilunasi Perseroan disajikan sebagai berikut.

The details of the Company's outstanding bonds are presented as follows.

Uraian Description	Tingkat Bunga per Tahun Interest Rate per Annum (%)	Tanggal Efektif Effective Date	Nilai Efek Dicatatkan (jutaan Rupiah) Value of Securities Listed (million Rupiah)	Tanggal Jatuh Tempo Maturity Date	Jumlah yang Masih Terhutang Outstanding Amount
Obligasi Berkelanjutan III Tahap II Tahun 2025 Seri A Sustainable Bonds III Phase II Year 2025 Series A	**7.00**	28 Maret 2024 28 March 2024	100,000	27 Januari 2026 27 January 2026	100,000
Obligasi Berkelanjutan II Tahap II Tahun 2022 Seri D Sustainable Bonds II Phase II Year 2022 Series D	**9.75**	27 Agustus 2021 27 August 2021	1,102,000	26 Agustus 2027 26 August 2027	1,102,000
Obligasi Berkelanjutan II Tahap III Tahun 2022 Seri A Sustainable Bonds II Phase III Year 2022 Series A	**9.75**	27 Agustus 2021 27 August 2021	580,000	4 Oktober 2027 4 October 2027	580,000
Obligasi Berkelanjutan III Tahap II Tahun 2025 Seri B Sustainable Bonds III Phase II Year 2025 Series B	**8.25**	28 Maret 2024 28 March 2024	500,000	17 Januari 2028 17 January 2028	500,000
Obligasi Berkelanjutan III Tahap I Tahun 2024 Sustainable Bonds III Phase I Year 2024	**10.00**	28 Maret 2024 28 March 2024	1,500,000	5 April 2029 5 April 2029	1,500,000
Obligasi Berkelanjutan III Tahap II Tahun 2025 Seri C Sustainable Bonds III Phase II Year 2025 Series C	**9.00**	28 Maret 2024 28 March 2024	200,000	17 Januari 2030 17 January 2030	200,000
Obligasi Berkelanjutan III Tahap III Tahun 2025 Sustainable Bonds III Phase III Year 2025	**8.50**	28 Maret 2024 28 March 2024	300,000	21 Agustus 2030 21 August 2030	300,000
Obligasi Berkelanjutan II Tahap III Tahun 2022 Seri B Sustainable Bonds II Phase III Year 2022 Series B	**10.50**	27 Agustus 2021 27 August 2021	1,080,000	4 Oktober 2032 4 October 2032	1,080,000
Obligasi Berkelanjutan II Tahap IV Tahun 2023 Sustainable Bonds II Phase IV Year 2023	**10.50**	27 Agustus 2021 27 August 2021	784,719	7 Maret 2033 7 March 2033	784,719
Obligasi Berkelanjutan III Tahap IV Tahun 2025 Sustainable Bonds III Phase IV Year 2025	**8.00**	28 Maret 2024 28 March 2024	1,050,000	23 Oktober 2030 23 October 2030	1,050,000
Total					**7,196,719**

Keterangan / Remark:
Peringkat Obligasi idAA dicatatkan oleh PT Kredit Rating Indonesia. / The Bonds were rated idAA by PT Kredit Rating Indonesia.

Penghargaan
Awards

Indeks TEMPO-IDNFinancials 52
Kategori *Main Index, High Growth,* dan *High Market Capitalization*

TEMPO-IDNFinancials 52 Index
Category Main Index, High Growth, and High Market Capitalization

Penyelenggara / Organizer:
Tempo IDN Financials

Tanggal Perolehan / Receipt Date:
19 September 2025 / 19 September 2025



Indonesia's Biggest Companies
Kategori *Financials* pada Fortune Indonesia 100 - 2025

Indonesia's Biggest Companies
Financials Category in Fortune Indonesia 100 - 2025

Penyelenggara / Organizer:
The Finance

Tanggal Perolehan / Receipt Date:
28 Oktober 2025 / 28 October 2025



Keanggotaan Asosiasi [POJK.51-C.5]
Association Membership



Kamar Dagang dan Industri (KADIN)
Chambers of Commerce and Industry (KADIN)

Skala Asosiasi / Association Scale:
Nasional / National

Posisi Perseroan / Company's Position:
Anggota / Member



Asosiasi Pengusaha Indonesia (APINDO)
Indonesia's Employers Association (APINDO)

Skala Asosiasi / Association Scale:
Nasional / National

Posisi Perseroan / Company's Position:
Anggota / Member

Peristiwa Penting
Significant Events



RUPS Tahunan dan Luar Biasa, 19 Juni 2025
Annual and Extraordinary GMS, 19 June 2025



Paparan Publik, 1 Desember 2025
Public Expose, 1 December 2025

Januari / January

Perseroan menerbitkan dan menawarkan Obligasi Berkelanjutan III Sinar Mas Multiartha Tahap II Tahun 2025 dengan jumlah pokok obligasi sebesar Rp800.000.000.000,-.

The Company issued and offered Sustainable Bond III Sinar Mas Multiartha Phase II Year 2025 with a principal amount of Rp800,000,000,000.

Februari / February

Perseroan melakukan investasi pada Global Asian Investments Limited berkedudukan di Hong Kong yang bergerak dalam bidang Investasi sebesar RMB9.000.000 atau equivalen dengan USD1.250.000.

The Company made an investment in Global Asian Investments Limited, domiciled in Hong Kong and engaged in the investment sector, amounting to RMB9,000,000 or equivalent to USD1,250,000.

Mei / May

Perseroan melakukan tambahan setoran modal/investasi pada PT Asuransi Sinar Mas Syariah, berkedudukan di Jakarta Pusat yang bergerak dalam bidang Asuransi Umum Syariah sebanyak 0,001%.

The Company made an additional capital injection/investment in PT Asuransi Sinar Mas Syariah, domiciled in Central Jakarta and engaged in the Sharia General Insurance sector, amounting to 0.001%.

Juni / June

Pada tanggal 19 Juni 2025, Perseroan menyelenggarakan Rapat Umum Pemegang Saham (RUPS) Tahunan dan RUPS Luar Biasa.

On 19 June 2025, the Company held Annual General Meeting of Shareholders (GMS) and Extraordinary GMS.

Juli / July

Perseroan memberikan pinjaman kepada Entitas Anak, yaitu PT Sinar Mas Multifinance, berkedudukan di Jakarta Pusat, sebanyak-banyaknya sebesar Rp121.000.000.000,-.

The Company provided a loan to its Subsidiary, PT Sinar Mas Multifinance, domiciled in Central Jakarta, up to a maximum amount of Rp121,000,000,000.

Agustus / August

- Perseroan melakukan tambahan setoran modal/investasi pada PT Rizki Lancar Sentosa, yang berkedudukan di Jakarta Barat, sebesar Rp365.055.000.000,-, dengan perincian sebagai berikut.
  - Melalui konversi utang menjadi saham (*debt-to-equity swap*) sebesar Rp340.000.000.000,- atau sebanyak 340.000 saham.
  - Melalui pengeluaran saham-saham dalam portepel sebesar Rp25.055.000000,- atau sebanyak 25.055 saham dan disetorkan secara tunai ke dalam kas Perseroan.
- Perseroan menerbitkan dan menawarkan Obligasi Berkelanjutan III Sinar Mas Multiartha Tahap III Tahun 2025 dengan jumlah pokok obligasi sebesar Rp300.000.000.000,-.

- The Company made an additional capital injection/investment in PT Rizki Lancar Sentosa, domiciled in West Jakarta, amounting to Rp365,055,000,000, with the following details.
  - Through conversion of debt into shares (debt-to-equity swap) amounting to Rp340,000,000,000 or 340,000 shares.
  - Through the issuance of shares in the portfolio amounting to Rp25,055,000,000 or 25,055 shares and paid in cash into the Company's treasury.
- The Company issued and offered Sustainable Bond III Sinar Mas Multiartha Phase III Year 2025 with a principal amount of Rp300,000,000,000.



RUPS Luar Biasa, 18 November 2025
Extraordinary GMS, 18 November 2025

Agustus / August

- PT Sinar Mas Multiartha Tbk telah melunasi Obligasi Berkelanjutan II Sinar Mas Multiartha Tahap II Tahun 2022 Seri C yang jatuh tempo pada tanggal 26 Agustus 2025 sebesar Rp305.131.000.000,-.

- PT Sinar Mas Multiartha Tbk fully repaid Sustainable Bond II Sinar Mas Multiartha Phase II Year 2022 Series C which matured on 26 August 2025 amounting to Rp305,131,000,000.

Oktober / October

- Perseroan menerbitkan dan menawarkan Obligasi Berkelanjutan III Sinar Mas Multiartha Tahap IV Tahun 2025 dengan jumlah pokok obligasi sebesar Rp1.050.000.000.000,-.
- Perseroan memberikan pinjaman Pemegang Saham kepada Entitas Anak, yaitu PT AB Sinar Mas Multifinance sebesar Rp433.950.000.000,- yang dilakukan secara bertahap. Bahwa dana pinjaman berasal dari Realisasi Penggunaan Dana PUB Obligasi Berkelanjutan III Sinar Mas Multiartha Tahap I Tahun 2024.

- The Company issued and offered Sustainable Bond III Sinar Mas Multiartha Phase IV Year 2025 with a principal amount of Rp1,050,000,000,000.
- The Company provided a Shareholder Loan to its Subsidiary, PT AB Sinar Mas Multifinance, amounting to Rp433,950,000,000 which was carried out in stages. The loan funds originated from the realization of the use of funds from the Public Offering of Sustainable Bond III Sinar Mas Multiartha Phase I Year 2024.

November / November

- Perseroan melunasi Obligasi Berkelanjutan I Sinar Mas Multiartha Tahap II Tahun 2020 Seri B yang jatuh tempo pada tanggal 11 November 2025 sebesar Rp874.000.000.000,-.
- Pada tanggal 18 November, Perseroan menyelenggarakan RUPS Luar Biasa.
- Perseroan melakukan penyertaan modal/investasi pada PT Lembaga Sertifikasi Profesi Asuransi Kompetensi Indonesia (LSP AKASI) sebesar Rp8.000.000,-.

- The Company repaid Sustainable Bond I Sinar Mas Multiartha Phase II Year 2020 Series B which matured on 11 November 2025 amounting to Rp874,000,000,000.
- On 18 November, the Company held Extraordinary GMS.
- The Company made a capital participation/investment in PT Lembaga Sertifikasi Profesi Asuransi Kompetensi Indonesia (LSP AKASI) amounting to Rp8,000,000.

Desember / December

Pada 1 Desember 2025, Perseroan menyelenggarakan Paparan Publik.

On 1 December 2025, the Company held a Public Expose.

Laporan Manajemen
Management Report



2



Laporan Dewan Komisaris
Report from the Board of Commissioners



Perseroan menunjukkan kinerja yang resilien sepanjang tahun 2025 melalui optimalisasi peran Entitas Anak dan penguatan sinergi antar lini usaha, didukung oleh inovasi layanan serta penerapan tata kelola yang *prudent*. Dewan Komisaris menilai Direksi telah menjalankan pengelolaan secara efektif dalam menjaga kesinambungan usaha, memperkuat struktur permodalan, serta merespons dinamika industri dengan strategi yang adaptif dan berkelanjutan.

The Company demonstrated resilient performance throughout 2025 through the optimization of the role of Subsidiaries and the strengthening of synergies across business lines, supported by service innovation and the implementation of prudent governance. The Board of Commissioners considers that the Board of Directors has carried out management effectively in maintaining business continuity, strengthening the capital structure, and responding to industry dynamics with adaptive and sustainable strategies.

Pemegang Saham dan Pemangku Kepentingan yang Terhormat,
Dear Esteemed Shareholders and Stakeholders,

Sepanjang tahun 2025, PT Sinar Mas Multiartha Tbk menegaskan kekuatan model bisnis terdiversifikasi melalui optimalisasi peran masing-masing Entitas Anak serta penguatan sinergi antar lini usaha. Pendekatan ini memungkinkan Perseroan untuk tidak hanya menjaga stabilitas kinerja, tetapi juga secara aktif menangkap peluang pertumbuhan di berbagai segmen jasa keuangan dan segmen lain yang dijalankan. Di tengah dinamika industri dan perubahan preferensi nasabah, Perseroan mendorong penguatan inovasi layanan dan peningkatan kualitas operasional di seluruh Entitas Anak sebagai bagian dari upaya memperkuat daya saing jangka panjang.

Dalam konteks tersebut, Perseroan mampu mempertahankan kinerja yang resilien dengan tetap mengedepankan prinsip kehati-hatian serta penguatan tata kelola. Dewan Komisaris menilai Direksi telah menjalankan fungsi pengelolaan secara efektif, khususnya dalam mengelola risiko, menangkap peluang pertumbuhan, serta menjaga kesinambungan usaha di tengah kondisi yang dinamis. Rangkaian strategi yang ditempuh Direksi juga telah diarahkan pada upaya membangun masa depan, khususnya industri jasa keuangan, dengan landasan yang semakin kuat, adaptif, dan bertanggung jawab. Dewan Komisaris pun menyampaikan apresiasi atas komitmen dan profesionalisme Direksi beserta seluruh jajaran manajemen, yang menjadi fondasi penting bagi Perseroan untuk terus tumbuh secara berkelanjutan dan memberikan kontribusi optimal bagi seluruh pemangku kepentingan.

Pandangan Dewan Komisaris atas pelaksanaan pengelolaan tersebut diuraikan sebagai berikut.

Throughout 2025, PT Sinar Mas Multiartha Tbk reaffirmed the strength of its diversified business model through optimizing the role of each Subsidiary and strengthening synergy among business lines. This approach enabled the Company not only to maintain performance stability, but also to actively capture growth opportunities across various financial services segments and other segments in which it operates. Amid industry dynamics and changes in customer preferences, the Company encouraged the strengthening of service innovation and the improvement of operational quality across all Subsidiaries as part of its efforts to strengthen long-term competitiveness.

In this context, the Company was able to maintain resilient performance while continuing to prioritize prudential principles and strengthened governance. The Board of Commissioners viewed that the Board of Directors had carried out its management functions effectively, particularly in managing risks, capturing growth opportunities, and maintaining business continuity amid dynamic conditions. The series of strategies implemented by the Board of Directors had also been directed toward efforts to build the future, particularly of the financial services industry, on an increasingly strong, adaptive, and responsible foundation. The Board of Commissioners also expressed its appreciation for the commitment and professionalism of the Board of Directors and all levels of management, which became an important foundation for the Company to continue growing sustainably and making an optimal contribution to all stakeholders.

The views of the Board of Commissioners on the implementation of such management are described as follows.

Penilaian Kinerja Direksi

Dewan Komisaris menilai bahwa Direksi telah menjalankan tugas dan tanggung jawabnya dengan baik sepanjang tahun 2025. Secara umum, kinerja Perseroan menunjukkan hasil yang positif, didukung oleh kontribusi Entitas Anak pada sejumlah segmen usaha yang mencatatkan pertumbuhan, sehingga mampu menopang pencapaian kinerja Perseroan secara keseluruhan. Dewan Komisaris melihat bahwa Direksi telah berupaya menjaga kesinambungan pengelolaan Perseroan

Assessment of the Performance of the Board of Directors

The Board of Commissioners assessed that the Board of Directors had carried out its duties and responsibilities well throughout 2025. In general, the Company had positive results, supported by the contributions its Subsidiaries on several business segments that recorded growth, enabling them to support the overall achievement of the Company. The Board of Commissioners observed that the Board of Directors had sought to maintain the continuity of the Company's

Fuganto Widjaja

Komisaris Utama / President Commissioner

melalui penguatan koordinasi antar lini usaha, peningkatan kualitas pengambilan keputusan, serta penyesuaian langkah-langkah strategis terhadap perubahan lingkungan usaha. Namun, Dewan Komisaris mendorong Direksi untuk terus memperkuat strategi pada lini usaha yang masih menghadapi tantangan, sehingga kinerja Perseroan dapat semakin optimal secara berkelanjutan.

Selain capaian kinerja, Dewan Komisaris menilai bahwa Direksi telah mengambil langkah strategis dalam memperkuat struktur permodalan Perseroan melalui penerbitan Obligasi Berkelanjutan III Sinar Mas Multiartha Tahap II, Tahap III, dan Tahap IV Tahun 2025 dengan total nilai sebesar Rp2,15 triliun. Dana yang diperoleh tidak hanya mendukung kebutuhan pengembangan usaha Entitas Anak, tetapi juga diarahkan untuk *refinancing* kewajiban yang jatuh tempo serta menjaga fleksibilitas pendanaan Perseroan secara lebih terukur. Dewan Komisaris memandang bahwa kebijakan pendanaan tersebut mencerminkan pengelolaan keuangan yang *prudent* dan strategis, sejalan dengan peran besar Perseroan sebagai perusahaan induk.

Pengawasan dalam Perumusan dan Implementasi Strategi

Sepanjang tahun 2025, fokus pengawasan Dewan Komisaris diarahkan pada penguatan kualitas perumusan strategi serta efektivitas implementasinya di seluruh lini usaha. Dalam hal ini, Dewan Komisaris secara aktif terlibat dalam memberikan pandangan strategis kepada Direksi, termasuk dalam menelaah arah kebijakan, prioritas pengembangan usaha, serta kesiapan Perseroan dalam merespons dinamika industri jasa keuangan yang terus berkembang. Pembahasan atas rencana bisnis dan inisiatif strategis dilakukan secara menyeluruh melalui forum rapat dan mekanisme kerja komite, sehingga setiap keputusan yang diambil memiliki dasar pertimbangan yang matang dan selaras dengan kepentingan jangka panjang Perseroan.

Dalam kapasitas sebagai perusahaan induk, Dewan Komisaris juga melakukan pengawasan terhadap keselarasan strategi di seluruh Entitas Anak secara terintegrasi. Pengawasan tersebut mencakup penelaahan rencana bisnis, pemantauan kinerja, serta evaluasi atas pelaksanaan kebijakan strategis di masing-masing Entitas Anak. Melalui koordinasi yang berkesinambungan, Dewan Komisaris memastikan bahwa implementasi strategi berjalan secara konsisten dan mendukung pencapaian kinerja konsolidasi. Selain itu, Dewan Komisaris turut memberikan rekomendasi yang konstruktif guna memperkuat sinergi antar lini usaha dan meningkatkan efektivitas pelaksanaan strategi di seluruh Entitas Anak.

management through strengthened coordination among business lines, improved quality of decision-making, and adjustments to strategic measures in response to changes in the business environment. However, the Board of Commissioners encouraged the Board of Directors to continue strengthening strategies in business lines that still faced challenges, so that the Company's performance could become increasingly optimal in a sustainable manner.

In addition to performance achievements, the Board of Commissioners assessed that the Board of Directors had taken strategic measures to strengthen the Company's capital structure through the issuance of Sinar Mas Multiartha Sustainable Bonds III Phase II, Phase III, and Phase IV in 2025, with a total value of Rp2.15 trillion. The funds obtained not only supported the business development needs of Subsidiaries, but were also directed toward refinancing maturing obligations and maintaining the Company's funding flexibility in a more measured manner. The Board of Commissioners viewed that such funding policy reflected prudent and strategic financial management, in line with the Company's significant role as a holding company.

Supervision in the Formulation and Implementation of Strategy

Throughout 2025, the supervisory focus of the Board of Commissioners was directed toward strengthening the quality of strategy formulation and the effectiveness of its implementation across all business lines. In this regard, the Board of Commissioners was actively involved in providing strategic views to the Board of Directors, including in reviewing policy directions, business development priorities, and the Company's readiness in responding to the continuously evolving dynamics of the financial services industry. Discussions regarding business plans and strategic initiatives were carried out comprehensively through meeting forums and committee work mechanisms, so that every decision taken had a well-considered basis and was aligned with the Company's long-term interests.

In its capacity as a holding company, the Board of Commissioners also supervised the alignment of strategies across all Subsidiaries in an integrated manner. Such supervision included reviewing business plans, monitoring performance, and evaluating the implementation of strategic policies in each Subsidiary. Through continuous coordination, the Board of Commissioners ensured that strategy implementation was carried out consistently and supported the achievement of consolidated performance. In addition, the Board of Commissioners also provided constructive recommendations in order to strengthen synergy among business lines and improve the effectiveness of strategy implementation across all Subsidiaries.

Pandangan atas Prospek Usaha

Tahun 2026 akan sangat dipengaruhi oleh dinamika ekonomi global yang masih diliputi ketidakpastian. International Monetary Fund memperkirakan pertumbuhan ekonomi global berada pada kisaran 3,3%, dengan keseimbangan risiko yang cenderung mengarah ke bawah akibat ketidakpastian kebijakan perdagangan, tingginya valuasi aset keuangan, serta eskalasi ketegangan geopolitik. Bank Indonesia juga menyoroti bahwa tekanan eksternal, termasuk dampak konflik di Timur Tengah, telah mempengaruhi stabilitas pasar keuangan global, memperkuat dolar Amerika Serikat, serta membatasi ruang pelonggaran kebijakan moneter. Kondisi ini menuntut pelaku usaha untuk semakin disiplin dalam mengelola sumber daya, likuiditas, risiko pasar, serta kualitas pembiayaan.

Sementara itu, perekonomian Indonesia tetap menunjukkan fundamental yang relatif kuat dengan pertumbuhan yang diproyeksikan berada pada kisaran 4,9%–5,7% serta inflasi yang terjaga. Kondisi tersebut memberikan ruang bagi pelaku usaha untuk terus berkembang, meskipun tetap memerlukan pengelolaan risiko yang lebih cermat. Dewan Komisaris memandang bahwa arah strategi Perseroan telah berada pada jalur yang tepat, khususnya dalam memperkuat sinergi antar Entitas Anak, mengoptimalkan kinerja konsolidasi, serta mengembangkan kapabilitas digital. Ke depan, Perseroan diharapkan terus menjaga keseimbangan antara pertumbuhan dan kehati-hatian, serta memastikan implementasi strategi berjalan efektif di seluruh Entitas Anak guna mendukung keberlanjutan kinerja.

Business Outlook

The year 2026 will be heavily influenced by global economic dynamics that continue to be surrounded by uncertainty. The International Monetary Fund projects global economic growth to remain in the range of 3.3%, with the balance of risks tending toward to the downside due to trade policy uncertainty, high financial asset valuations, and escalating geopolitical tensions. Bank Indonesia has also highlighted that external pressures, including the impact of conflicts in the Middle East, have affected the stability of global financial markets, strengthened the United States dollar, and limited room for monetary policy easing. These conditions require business actors to become increasingly disciplined in managing resources, liquidity, market risks, and financing quality.

Meanwhile, the Indonesian economy continues to show relatively strong fundamentals, with projected growth in the range of 4.9%–5.7% and maintained inflation. These conditions provide room for business actors to continue growing, although they still require more prudent risk management. The Board of Commissioners views that the Company's strategic direction has been on the right track, particularly in strengthening synergy among Subsidiaries, optimizing consolidated performance, and developing digital capabilities. Going forward, the Company is expected to continue maintaining a balance between growth and prudence, while ensuring that strategy implementation is carried out effectively across all Subsidiaries in order to support sustainable performance.

Pandangan atas Penerapan Tata Kelola Perusahaan yang Baik

Penerapan tata kelola perusahaan yang baik (*good corporate governance*/GCG) di Perseroan terus diperkuat seiring dengan kompleksitas usaha sebagai kelompok jasa keuangan. Dewan Komisaris memandang bahwa penerapan GCG tidak hanya berfokus pada kepatuhan terhadap regulasi, tetapi juga diarahkan pada peningkatan kualitas pengendalian internal, efektivitas manajemen risiko, serta konsistensi implementasi kebijakan di seluruh Entitas Anak. Dalam hal ini, Direksi dinilai telah mengelola kerangka tata kelola secara terstruktur dan terintegrasi, sehingga mampu mendukung keberlangsungan usaha yang sehat dan berkelanjutan.

Dewan Komisaris juga menilai bahwa fungsi pengawasan berjalan secara efektif melalui peran aktif komite-komite di bawah Dewan Komisaris, khususnya Komite Audit dalam menelaah kecukupan pengendalian internal serta kualitas pelaporan keuangan. Penerapan manajemen risiko dilakukan secara menyeluruh, mencakup proses identifikasi hingga mitigasi risiko yang terintegrasi di tingkat Perseroan dan Entitas Anak. Dengan struktur tata kelola yang solid serta evaluasi yang dilakukan secara berkesinambungan, Perseroan dinilai telah memiliki fondasi

View on the Implementation of Good Corporate Governance

The implementation of good corporate governance (GCG) in the Company continues to be strengthened in line with the complexity of its business as a financial services group. The Board of Commissioners views that the implementation of GCG does not only focus on compliance with regulations, but is also directed toward improving the quality of internal controls, the effectiveness of risk management, and the consistency of policy implementation across all Subsidiaries. In this regard, the Board of Directors is considered to have managed the governance framework in a structured and integrated manner, thereby supporting healthy and sustainable business continuity.

The Board of Commissioners also assesses that the supervisory function has operated effectively through the active role of the committees under the Board of Commissioners, particularly the Audit Committee in reviewing the adequacy of internal controls and the quality of financial reporting. Risk management has been implemented comprehensively, covering the process from risk identification to integrated risk mitigation at both the Company and Subsidiary levels. With a solid governance structure and continuous evaluation, the Company is

GCG yang memadai untuk menjaga kepercayaan pemangku kepentingan serta memastikan kepatuhan terhadap regulasi.

considered to have an adequate GCG foundation to maintain stakeholder trust and ensure compliance with regulations.

Perubahan Komposisi Dewan Komisaris

Sepanjang tahun 2025, tidak terdapat perubahan terkait komposisi anggota Dewan Komisaris Perseroan. Susunan anggota Dewan Komisaris saat ini sebagai berikut.

Changes in the Composition of the Board of Commissioners

Throughout 2025, there were no changes to the composition of the members of the Company's Board of Commissioners. The current composition of the Board of Commissioners is as follows.

Jabatan Position	Nama Name
Komisaris Utama President Commissioner	**Fuganto Widjaja**
Komisaris Independen Independent Commissioner	**Robinson Simbolon**
Komisaris Independen Independent Commissioner	**Ketut Sanjaya**

Penutup dan Apresiasi

Sebagai penutup, Dewan Komisaris menyampaikan penghargaan kepada Direksi dan seluruh jajaran manajemen atas komitmen, dedikasi, serta upaya yang telah dilakukan dalam mengelola Perseroan sepanjang tahun 2025. Dewan Komisaris juga mengucapkan terima kasih kepada para Pemegang Saham atas kepercayaan dan dukungan yang terus diberikan. Apresiasi turut disampaikan kepada Otoritas Jasa Keuangan dan Bank Indonesia atas peran aktif dalam memberikan arahan dan pengawasan, serta kepada seluruh pemangku kepentingan yang telah mendukung keberlangsungan usaha Perseroan.

Menghadapi tahun 2026, Dewan Komisaris memandang bahwa Perseroan memiliki fondasi yang memadai untuk terus bertumbuh di tengah dinamika yang ada. Dewan Komisaris akan senantiasa menjalankan fungsi pengawasan dan pemberian nasihat strategis secara optimal guna mendukung Direksi dalam mencapai target yang telah ditetapkan serta menjaga keberlanjutan kinerja Perseroan ke depan.

Closing and Appreciation

In closing, the Board of Commissioners would like to express its appreciation to the Board of Directors and all levels of management for the commitment, dedication, and efforts made in managing the Company throughout 2025. The Board of Commissioners also extends its gratitude to the Shareholders for their continued trust and support. Appreciation is also extended to the Financial Services Authority and Bank Indonesia for their active roles in providing guidance and supervision, as well as to all stakeholders who have supported the continuity of the Company's business.

In facing 2026, the Board of Commissioners views that the Company has an adequate foundation to continue growing amid the existing dynamics. The Board of Commissioners will continue to carry out its supervisory function and provide strategic advice optimally in order to support the Board of Directors in achieving the established targets and maintaining the sustainability of the Company's performance in the future.

Atas nama Dewan Komisaris
On behalf of the Board of Commissioners
PT Sinar Mas Multiartha Tbk,

Fuganto Widjaja
Komisaris Utama
President Commissioner

Dewan Komisaris
Board of Commissioners



3 1 2

Keterangan:

1. **FUGANTO WIDJAJA**
   Komisaris Utama
2. **ROBINSON SIMBOLON**
   Komisaris Independen
3. **KETUT SANJAYA**
   Komisaris Independen

Description:

1. **FUGANTO WIDJAJA**
   President Commissioner
2. **ROBINSON SIMBOLON**
   Independent Commissioner
3. **KETUT SANJAYA**
   Independent Commissioner

Laporan Direksi [POJK.51-D.1]

Report from the Board of Directors



Sepanjang tahun 2025, Perseroan memperkuat peran sebagai perusahaan induk melalui penguatan sinergi antar Entitas Anak, transformasi digital, serta penerapan tata kelola dan manajemen risiko yang disiplin guna menjaga keseimbangan antara pertumbuhan dan keberlanjutan. Direksi juga menegaskan komitmen dalam menciptakan nilai jangka panjang melalui penguatan fondasi bisnis, optimalisasi kinerja konsolidasi, serta strategi adaptif dalam merespons dinamika industri jasa keuangan.

Throughout 2025, the Company strengthened its role as a holding company through stronger synergies among Subsidiaries, digital transformation, as well as the implementation of disciplined governance and risk management in order to maintain a balance between growth and sustainability. The Board of Directors also reaffirmed its commitment to creating long-term value through strengthening business foundations, optimizing consolidated performance, and adaptive strategies in responding to the dynamics of the financial services industry.

Pemegang Saham dan Pemangku Kepentingan yang Terhormat,
Dear Esteemed Shareholders and Stakeholders,

Sebagai wujud pertanggungjawaban atas pengelolaan operasional, strategis, dan keberlanjutan Perseroan sepanjang tahun buku 2025, Direksi PT Sinar Mas Multiartha Tbk menyampaikan laporan ini. Tahun 2025 merupakan periode penting bagi Perseroan dalam memperkuat peran sebagai perusahaan induk yang mengelola portofolio usaha terdiversifikasi di sektor jasa keuangan dan bidang usaha terkait lainnya. Di tengah dinamika ekonomi global, perubahan preferensi nasabah, serta percepatan transformasi digital, Perseroan tetap berupaya menjaga keseimbangan antara pertumbuhan, kehati-hatian, dan penciptaan nilai jangka panjang. Seluruh langkah strategis yang ditempuh sejalan dengan tema "Mempersiapkan Masa Depan Keuangan dengan Tujuan Jelas", yang menegaskan komitmen untuk membentuk masa depan industri jasa keuangan dengan arah yang jelas, fondasi yang kuat, dan dampak yang berkelanjutan.

Direksi bersyukur bahwa Perseroan mampu menjaga kesinambungan pengelolaan usaha melalui penguatan sinergi antar Entitas Anak, pengembangan kapabilitas digital, serta disiplin dalam penerapan tata kelola dan manajemen risiko. Sebagai perusahaan induk, Perseroan tidak hanya berfokus pada kinerja masing-masing lini usaha, tetapi juga pada bagaimana seluruh Entitas Anak dapat bergerak dalam arah yang saling mendukung untuk menciptakan nilai yang lebih besar secara konsolidasi. Dalam konteks tersebut, Direksi memandang tahun 2025 sebagai tahun penguatan fondasi, baik dari sisi pendanaan, model bisnis, inovasi, maupun keberlanjutan, yang akan menjadi pijakan penting bagi pengembangan usaha pada tahun-tahun mendatang.

As a form of accountability for the management of the Company's operational, strategic, and sustainability aspects throughout financial year 2025, the Board of Directors of PT Sinar Mas Multiartha Tbk hereby presents this report. The year 2025 was an important period for the Company in strengthening its role as a holding company managing a diversified business portfolio in the financial services sector and other related business fields. Amid global economic dynamics, changes in customer preferences, and the acceleration of digital transformation, the Company continued to strive to maintain a balance between growth, prudence, and long-term value creation. All strategic measures undertaken were aligned with the theme "Preparing the Future of Finance with a Clear Purpose", which affirms the commitment to shape the future of the financial services industry with a clear direction, a strong foundation, and sustainable impact.

The Board of Directors is grateful that the Company was able to maintain business management continuity through strengthening synergy among Subsidiaries, developing digital capabilities, and maintaining discipline in the implementation of governance and risk management. As a holding company, the Company does not only focus on the performance of each business line, but also on how all Subsidiaries can move in mutually supportive directions to create greater consolidated value. In this context, the Board of Directors views 2025 as a year of strengthening the foundation, in terms of funding, business models, innovation, and sustainability, which will become an important basis for business development in the years to come.

Tinjauan Ekonomi dan Industri 2025

Sepanjang tahun 2025, perekonomian global tetap menunjukkan ketahanan di tengah meningkatnya ketidakpastian kebijakan, ketegangan geopolitik, serta fragmentasi perdagangan internasional, dengan pertumbuhan diperkirakan mencapai 3,3%. Aktivitas ekonomi dunia sempat terdorong oleh percepatan perdagangan pada awal tahun, namun kembali melambat seiring normalisasi permintaan dan penyesuaian arus perdagangan global. Dukungan juga datang dari pelonggaran kondisi keuangan serta meningkatnya investasi

2025 Economic and Industry Overview

Throughout 2025, the global economy continued to demonstrate resilience amid increasing policy uncertainty, geopolitical tensions, and international trade fragmentation, with growth estimated at 3.3%. Global economic activity was initially supported by accelerated trade at the beginning of the year, but slowed again in line with demand normalization and adjustments in global trade flows. Support also came from easing financial conditions and increasing technology-based investment, particularly in artificial intelligence, although downside risks

Burhanuddin Abdullah

Direktur Utama / President Director

berbasis teknologi, khususnya kecerdasan buatan, meskipun risiko penurunan tetap membayangi akibat ketidakpastian kebijakan dan tekanan struktural. Di tengah dinamika tersebut, perekonomian Indonesia menunjukkan kinerja yang solid dengan pertumbuhan sebesar 5,11%, didukung oleh konsumsi domestik, investasi, dan kinerja ekspor yang tetap kuat. Stabilitas makroekonomi juga terjaga dengan inflasi yang terkendali, surplus perdagangan yang berlanjut, serta ketahanan sektor keuangan yang tetap baik, sehingga menjadi fondasi penting bagi keberlanjutan pertumbuhan ekonomi nasional.

remained due to policy uncertainty and structural pressures. Amid these dynamics, the Indonesian economy showed solid performance with growth of 5.11%, supported by domestic consumption, investment, and strong export performance. Macroeconomic stability was also maintained through controlled inflation, a continuing trade surplus, and resilient financial sector conditions, thereby providing an important foundation for the sustainability of national economic growth.

Selaras dengan kondisi makroekonomi tersebut, sektor jasa keuangan Indonesia pada tahun 2025 juga mencatatkan kinerja positif dengan pertumbuhan sebesar 3,96% secara tahunan, didukung oleh ekspansi intermediasi keuangan dan pemulihan di berbagai sub-sektor utama. Industri perbankan sebagai kontributor utama mencatatkan pertumbuhan intermediasi yang positif, dengan kredit tumbuh sebesar 9,63% dan Dana Pihak Ketiga (DPK) meningkat sebesar 13,83%, disertai kualitas aset yang tetap terjaga dan tingkat permodalan yang kuat. Likuiditas industri juga berada pada level yang memadai, mencerminkan ketahanan sektor dalam mendukung aktivitas pembiayaan. Pada sektor perasuransian dan reasuransi, total aset asuransi komersial meningkat 7,42%, didukung tingkat solvabilitas yang sangat kuat dengan *Risk Based Capital* (RBC) asuransi jiwa sebesar 485,90% serta asuransi umum dan reasuransi sebesar 335,22%. Meskipun demikian, akumulasi premi asuransi komersial terkontraksi 1,46%, dipengaruhi oleh penurunan premi asuransi jiwa sebesar 3,81%, sementara premi asuransi umum dan reasuransi masih tumbuh 1,51% menjadi Rp150,74 triliun. Pada sektor pembiayaan, piutang pembiayaan perusahaan pembiayaan tumbuh 0,61%, dengan kualitas pembiayaan yang tetap terjaga melalui *Non Performing Financing* (NPF) *gross* sebesar 2,51% dan NPF *net* sebesar 0,77%, sedangkan pembiayaan modal ventura meningkat 0,81%. Di sisi lain, *outstanding* pinjaman daring masih mencatat pertumbuhan tinggi sebesar 25,44%, dengan Tingkat Wanprestasi 90 Hari (TWP90) sebesar 4,32%.

In line with such macroeconomic conditions, Indonesia's financial services sector in 2025 also recorded positive performance with annual growth of 3.96%, supported by the expansion of financial intermediation and recovery across various key sub-sectors. The banking industry, as the main contributor, recorded positive intermediation growth, with loans growing by 9.63% and Third Party Funds increasing by 13.83%, accompanied by maintained asset quality and strong capitalization levels. Industry liquidity also remained at an adequate level, reflecting the sector's resilience in supporting financing activities. In the insurance and reinsurance sector, total commercial insurance assets increased by 7.42%, supported by very strong solvency levels, with the Risk Based Capital (RBC) ratio for life insurance at 485.90% and general insurance and reinsurance at 335.22%. Nevertheless, accumulated commercial insurance premiums contracted by 1.46%, influenced by a 3.81% decline in life insurance premiums, while general insurance and reinsurance premiums still grew by 1.51% to Rp150.74 trillion. In the financing sector, financing receivables of finance companies grew by 0.61%, with financing quality remaining maintained through gross Non Performing Financing (NPF) of 2.51% and net NPF of 0.77%, while venture capital financing increased by 0.81%. On the other hand, outstanding online lending continued to record high growth of 25.44%, with a 90-Days Default Rate (TWP90) of 4.32%.

Sementara itu, pasar modal mencatat kinerja yang sangat kuat sepanjang tahun. Indeks Harga Saham Gabungan (IHSG) ditutup pada level 8.646,94 atau naik 22,13% secara tahunan, dengan rerata nilai transaksi harian saham mencapai Rp18,07 triliun dan jumlah investor meningkat 36,95% menjadi 20,36 juta. Industri pengelolaan investasi juga tumbuh positif, tercermin dari *Assets Under Management* (AUM) yang mencapai Rp1.042,74 triliun dan NAB reksa dana sebesar Rp658,69 triliun, sementara penghimpunan dana melalui penawaran umum mencapai Rp274,80 triliun, melampaui target tahunan. Adapun pada segmen pembangunan, perdagangan, dan jasa, prospek industri tetap ditopang oleh pertumbuhan ekonomi domestik, perbaikan ekspor, dan peningkatan investasi, sehingga masih memberikan ruang pertumbuhan yang baik, meskipun tetap sensitif terhadap tekanan biaya, fluktuasi nilai tukar, harga energi, dan dinamika daya beli masyarakat.

Meanwhile, the capital market recorded very strong performance throughout the year. The Composite Stock Price Index (IHSG) closed at 8,646.94, or up 22.13% year on year, with the average daily stock transaction value reaching Rp18.07 trillion and the number of investors increasing by 36.95% to 20.36 million. The investment management industry also grew positively, as reflected by Assets Under Management (AUM) reaching Rp1,042.74 trillion and mutual fund NAV amounting to Rp658.69 trillion, while fund raising through public offerings reached Rp274.80 trillion, exceeding the annual target. Meanwhile, in the development, trade, and services segments, industry prospects continued to be supported by domestic economic growth, export improvement, and increased investment, thereby still providing good room for growth, although remaining sensitive to cost pressures, exchange rate fluctuations, energy prices, and public purchasing power dynamics.

Tantangan dan Strategi Keberlanjutan Usaha

Lingkungan usaha Perseroan pada tahun 2025 dihadapkan pada dinamika yang semakin kompleks, baik dari sisi global maupun domestik. Ketidakpastian kebijakan ekonomi, fragmentasi perdagangan, serta peningkatan risiko geopolitik memberikan tekanan terhadap stabilitas pasar keuangan dan arus modal. Di dalam negeri, intensitas persaingan industri jasa keuangan yang semakin tinggi, disertai percepatan digitalisasi dan perubahan perilaku nasabah, menuntut Perseroan untuk terus meningkatkan kapabilitas adaptif di seluruh lini usaha. Sebagai perusahaan induk, kompleksitas pengelolaan portofolio bisnis yang terdiversifikasi juga menjadi tantangan dalam memastikan keselarasan strategi dan optimalisasi kinerja Entitas Anak.

Untuk menjawab tantangan tersebut, Perseroan menjalankan berbagai inisiatif strategis yang berfokus pada penguatan fondasi pertumbuhan jangka panjang dan percepatan kesiapan masa depan. Sinergi antar Entitas Anak terus ditingkatkan guna mendorong efektivitas kinerja konsolidasi serta optimalisasi peluang usaha. Transformasi digital juga menjadi prioritas melalui pengembangan infrastruktur teknologi, integrasi sistem, dan inovasi layanan untuk meningkatkan efisiensi serta kualitas layanan kepada nasabah. Direksi memandang bahwa keberlanjutan usaha perlu dijaga melalui kemampuan Perseroan dan Entitas Anak untuk terus relevan terhadap kebutuhan pasar, mempercepat inovasi, serta mengelola dampak ekonomi, sosial, dan lingkungan secara lebih terstruktur.

Di sisi pendanaan, Perseroan memperkuat struktur permodalan dan likuiditas melalui penerbitan Obligasi Berkelanjutan III Tahap II, Tahap III, dan Tahap IV Tahun 2025 dengan total nilai sebesar Rp2,15 triliun. Dana tersebut dimanfaatkan secara terarah, antara lain untuk pelunasan lebih awal obligasi Entitas Anak, *refinancing* kewajiban obligasi Perseroan, serta mendukung modal kerja Perseroan dan pengembangan usaha Entitas Anak. Kebijakan ini mencerminkan pendekatan Direksi yang tidak semata-mata ekspansif, tetapi juga terukur dalam mengelola profil jatuh tempo, fleksibilitas pendanaan, dan kesinambungan likuiditas grup. Seluruh langkah tersebut dilaksanakan dengan tetap mengedepankan prinsip kehati-hatian, tata kelola yang baik, serta penguatan kualitas sumber daya manusia, sehingga Perseroan mampu menjaga keberlanjutan usaha dan meningkatkan daya saing di tengah perubahan lingkungan bisnis.

Peranan Direksi dalam Perumusan dan Implementasi Strategi

Direksi memiliki peran utama dalam menetapkan arah strategis Perseroan dengan memastikan bahwa setiap kebijakan yang dirumuskan selaras dengan visi jangka panjang serta dinamika industri jasa keuangan. Dalam proses tersebut, Direksi secara

Business Sustainability Challenges and Strategies

The Company's business environment in 2025 faced increasingly complex dynamics, both globally and domestically. Economic policy uncertainty, trade fragmentation, and heightened geopolitical risks placed pressure on financial market stability and capital flows. Domestically, the increasing intensity of competition in the financial services industry, accompanied by accelerated digitalization and changes in customer behavior, required the Company to continuously improve adaptive capabilities across all business lines. As a holding company, the complexity of managing a diversified business portfolio also became a challenge in ensuring strategic alignment and optimizing Subsidiaries' performance.

To address these challenges, the Company implemented various strategic initiatives focused on strengthening the foundation for long-term growth and accelerating future readiness. Synergy among Subsidiaries continued to be enhanced in order to drive the effectiveness of consolidated performance and optimize business opportunities. Digital transformation also became a priority through the development of technology infrastructure, system integration, and service innovation to improve efficiency and service quality for customers. The Board of Directors views that business sustainability must be maintained through the ability of the Company and its Subsidiaries to remain relevant to market needs, accelerate innovation, and manage economic, social, and environmental impacts in a more structured manner.

In terms of funding, the Company strengthened its capital structure and liquidity through the issuance of Sustainable Bonds III Phase II, Phase III, and Phase IV in 2025, with a total value of Rp2.15 trillion. These funds were utilized in a targeted manner, including for the early repayment of Subsidiaries' bonds, refinancing of the Company's bond obligations, and supporting the Company's working capital and the business development of Subsidiaries. This policy reflects the Board of Directors' approach, which is not merely expansive, but also measured in managing maturity profiles, funding flexibility, and the continuity of group liquidity. All of these measures were implemented while continuing to prioritize prudential principles, good governance, and the strengthening of human resources quality, thereby enabling the Company to maintain business sustainability and enhance competitiveness amid changes in the business environment.

The Role of the Board of Directors in the Formulation and Implementation of Strategy

The Board of Directors has the main role in determining the Company's strategic direction by ensuring that every policy formulated is aligned with the long-term vision and the dynamics of the financial services industry. In this process,

aktif melakukan pembahasan strategis dengan Dewan Komisaris, termasuk melalui forum rapat dan mekanisme koordinasi yang terstruktur, guna memperoleh perspektif yang komprehensif dalam pengambilan keputusan. Setiap strategi yang ditetapkan dirancang dengan mempertimbangkan keseimbangan antara peluang pertumbuhan, pengelolaan risiko, serta kepatuhan terhadap ketentuan yang berlaku, sehingga mampu mendukung keberlanjutan usaha Perseroan.

Dalam tahap implementasi, Direksi berperan dalam mengarahkan pelaksanaan strategi secara terintegrasi di seluruh Entitas Anak, sejalan dengan peran Perseroan sebagai perusahaan induk. Direksi memastikan bahwa rencana bisnis dijalankan secara konsisten, disertai pemantauan kinerja dan evaluasi berkala untuk menjaga efektivitas pelaksanaan strategi. Melalui penguatan koordinasi dan sinergi antar Entitas Anak, Direksi mendorong optimalisasi kinerja konsolidasi serta keselarasan inisiatif strategis di berbagai lini usaha. Pendekatan ini memungkinkan Perseroan untuk merespons perubahan lingkungan bisnis secara adaptif sekaligus menjaga pencapaian target yang telah ditetapkan.

Pencapaian Kinerja dan Target Keberlanjutan Perseroan Tahun 2025

Sepanjang tahun 2025, Perseroan menegaskan kembali kekuatan model bisnis terdiversifikasi melalui optimalisasi peran Entitas Anak di berbagai segmen. Secara keseluruhan, kinerja keuangan Perseroan pada tahun 2025 menunjukkan kondisi yang tetap solid di tengah dinamika ekonomi dan industri jasa keuangan. Total aset konsolidasian Perseroan tercatat sebesar Rp120,39 triliun, meningkat sebesar 1,07% dibandingkan tahun sebelumnya dan mencapai 91,75% dari target yang ditetapkan. Pendapatan usaha konsolidasian tercatat sebesar Rp36,60 triliun atau tumbuh 17,59% secara tahunan, sejalan dengan peningkatan aktivitas intermediasi dan kontribusi dari Entitas Anak. Perseroan membukukan laba tahun berjalan sebesar Rp2,10 triliun, mengalami peningkatan sebesar 107,42% dibandingkan tahun sebelumnya dengan capaian sebesar 88,25% dari target, mencerminkan upaya Perseroan dalam menjaga keseimbangan antara pertumbuhan usaha dan pengelolaan biaya serta risiko.

Dari sisi segmen usaha, jasa asuransi menjadi salah satu kontributor utama terhadap kinerja konsolidasi Perseroan, didukung oleh kontribusinya yang signifikan terhadap pendapatan dan laba. Selain itu, segmen jasa biro administrasi efek serta pembangunan, perdagangan, dan jasa juga mencatatkan peningkatan pendapatan yang turut memperkuat kinerja Perseroan. Di sisi lain, Perseroan terus melakukan penguatan kinerja pada sejumlah segmen usaha melalui optimalisasi strategi bisnis dan peningkatan efisiensi operasional. Direksi secara berkelanjutan melakukan evaluasi

the Board of Directors actively conducts strategic discussions with the Board of Commissioners, including through meeting forums and structured coordination mechanisms, in order to obtain comprehensive perspectives in decision making. Every strategy established is designed by taking into account the balance between growth opportunities, risk management, and compliance with applicable regulations, thereby supporting the sustainability of the Company's business.

At the implementation stage, the Board of Directors plays a role in directing the implementation of strategy in an integrated manner across all Subsidiaries, in line with the Company's role as a holding company. The Board of Directors ensures that business plans are implemented consistently, accompanied by performance monitoring and periodic evaluation to maintain the effectiveness of strategy implementation. Through strengthened coordination and synergy among Subsidiaries, the Board of Directors encourages the optimization of consolidated performance and the alignment of strategic initiatives across various business lines. This approach enables the Company to respond adaptively to changes in the business environment while maintaining the achievement of established targets.

Achievement of the Company's Performance and Sustainability Targets in 2025

Throughout 2025, the Company reaffirmed the strength of its diversified business model through optimizing the role of Subsidiaries across various segments. Overall, the Company's financial performance in 2025 remained solid amid the dynamics of the economy and the financial services industry. The Company's consolidated total assets were recorded at Rp120.39 trillion, increasing by 1.07% compared to the previous year and achieving 91.75% of the established target. Consolidated operating income was recorded at Rp36.60 trillion or grew by 17.59% year on year, in line with the increase in intermediation activities and contributions from Subsidiaries. The Company recorded profit for the year amounting to Rp2.10 trillion, representing an increase of 107.42% compared to the previous year with an achievement of 88.25% of the target, reflecting the Company's efforts to maintain a balance between business growth and the management of costs and risks.

In terms of business segment, insurance service stood as one of the main contributors to the Company's consolidated performance, supported by its significant contributions to revenue and profit. In addition, the securities administration bureau, construction, trading, and service segments also recorded revenue growth to further strengthening the Company's performance. On the other hand, the Company continues strengthening the performance of several business segments through business strategies optimization and operational efficiency improvement. The Board of Directors

dan langkah-langkah perbaikan guna memastikan seluruh lini usaha dapat memberikan kontribusi yang optimal terhadap kinerja Perseroan.

Selain kinerja keuangan, Perseroan juga mencatatkan berbagai capaian non-keuangan yang mendukung keberlanjutan usaha. Sejumlah Entitas Anak berhasil memperoleh penghargaan atas kinerja dan inovasi, khususnya dalam transformasi digital, peningkatan kualitas layanan, serta penerapan tata kelola perusahaan yang baik. Perseroan bersama Entitas Anak juga terus mendorong program literasi dan inklusi keuangan, serta memperluas akses pembiayaan bagi masyarakat dan pelaku usaha, termasuk UMKM. Di samping itu, berbagai program tanggung jawab sosial dilaksanakan secara berkelanjutan dengan fokus pada pemberdayaan masyarakat dan peningkatan kesejahteraan ekonomi.

Dalam aspek lingkungan, Perseroan berperan dalam mendorong penerapan praktik usaha yang berkelanjutan di seluruh Entitas Anak melalui peningkatan efisiensi penggunaan energi, pengelolaan penggunaan air, serta optimalisasi digitalisasi proses operasional untuk mengurangi penggunaan kertas. Implementasi berbagai inisiatif tersebut dilaksanakan oleh Entitas Anak, termasuk pengendalian emisi melalui efisiensi penggunaan listrik dan bahan bakar, pemanfaatan teknologi yang lebih ramah lingkungan, serta penguatan budaya kerja yang berorientasi pada keberlanjutan. Selain itu, Perseroan juga mendorong pembiayaan berkelanjutan melalui Entitas Anak kepada sektor-sektor yang menerapkan prinsip ramah lingkungan.

Melalui berbagai inisiatif tersebut, Perseroan menunjukkan komitmen dalam menciptakan nilai jangka panjang yang berkelanjutan dengan menjaga keseimbangan antara kinerja ekonomi, tanggung jawab sosial, dan kelestarian lingkungan.

Prospek Keberlanjutan Usaha Tahun 2026

Memasuki tahun 2026, Direksi melihat bahwa peluang pertumbuhan di sektor jasa keuangan dan sektor lainnya yang dijalankan Perseroan tetap terbuka di tengah dinamika global yang semakin menantang. International Monetary Fund memperkirakan pertumbuhan ekonomi global berada pada kisaran 3,3% dengan keseimbangan risiko yang cenderung meningkat, seiring ketidakpastian kebijakan perdagangan, volatilitas pasar keuangan, serta perkembangan geopolitik. Di sisi domestik, prospek ekonomi Indonesia tetap menunjukkan fundamental yang kuat dengan pertumbuhan yang diproyeksikan berada pada kisaran 4,9%–5,7%, didukung oleh permintaan domestik dan kebijakan pro-pertumbuhan. Stabilitas makroekonomi juga relatif terjaga, tercermin dari inflasi yang masih berada dalam rentang sasaran, dengan inflasi Maret 2026 sebesar 3,48% dan inflasi inti sebesar 2,52%, serta posisi cadangan devisa yang kuat mencapai USD151,9 miliar atau setara lebih dari 6 bulan impor. Kondisi ini menunjukkan bahwa meskipun tekanan eksternal masih berlanjut, aktivitas

constantly evaluating and implementing measures to ensure that all business lines are able to yield optimal contributions to the Company's performance.

In addition to financial performance, the Company also recorded various non-financial achievements that supported business sustainability. Several Subsidiaries succeeded in obtaining awards for performance and innovation, particularly in digital transformation, service quality improvement, and the implementation of good corporate governance. The Company and its Subsidiaries also continued to promote financial literacy and inclusion programs, as well as expand access to financing for the public and business actors, including MSMEs. In addition, various social responsibility programs were implemented on an ongoing basis with a focus on community empowerment and improving economic welfare.

In the environmental aspect, the Company played a role in encouraging the implementation of sustainable business practices across all Subsidiaries through improving energy use efficiency, managing water consumption, and optimizing the digitalization of operational processes to reduce paper usage. The implementation of these various initiatives was carried out by Subsidiaries, including emission control through efficient use of electricity and fuel, utilization of more environmentally friendly technology, and strengthening a work culture oriented toward sustainability. In addition, the Company also encouraged sustainable financing through Subsidiaries to sectors that apply environmentally friendly principles.

Through these various initiatives, the Company demonstrated its commitment to creating sustainable long-term value by maintaining a balance between economic performance, social responsibility, and environmental preservation.

2026 Business Sustainability Outlook

Entering 2026, the Board of Directors views that growth opportunities in the financial services sector and other sectors operated by the Company remain open amid increasingly challenging global dynamics. The International Monetary Fund estimates that global economic growth will remain in the range of 3.3%, with the balance of risks tending to increase, in line with trade policy uncertainty, financial market volatility, and geopolitical developments. On the domestic side, Indonesia's economic outlook continues to show strong fundamentals, with projected growth in the range of 4.9%–5.7%, supported by domestic demand and pro-growth policies. Macroeconomic stability also remains relatively well maintained, as reflected in inflation that is still within the target range, with March 2026 inflation at 3.48% and core inflation at 2.52%, as well as a strong foreign exchange reserve position reaching USD151.9 billion or equivalent to more than 6 months of imports. These conditions indicate that although external pressures continue, national economic activity still provides room for

ekonomi nasional tetap memberikan ruang bagi pertumbuhan berbagai industri, dengan tetap memperhatikan dinamika nilai tukar, arus modal, serta ketahanan sektor eksternal.

Dalam merespons kondisi tersebut, Perseroan akan terus memperkuat peran untuk mendorong optimalisasi sinergi antar Entitas Anak guna meningkatkan kinerja konsolidasi dan menciptakan nilai tambah yang berkelanjutan. Transformasi digital tetap menjadi fokus utama melalui pengembangan ekosistem layanan terintegrasi, peningkatan kualitas pengalaman nasabah, serta pemanfaatan teknologi untuk mendorong efisiensi operasional. Di sisi lain, Perseroan juga akan menjaga disiplin dalam pengelolaan permodalan dan likuiditas, serta memperkuat manajemen risiko guna memastikan kualitas aset dan keberlanjutan pertumbuhan usaha di tengah volatilitas pasar.

Selain itu, Perseroan akan terus memperkuat kapabilitas organisasi melalui pengembangan sumber daya manusia, peningkatan kompetensi, serta penguatan budaya kerja yang adaptif terhadap perubahan. Dengan pendekatan yang terintegrasi antara strategi pertumbuhan, pengelolaan risiko, dan penguatan organisasi, Perseroan optimis dapat mempertahankan kinerja yang berkelanjutan sekaligus menangkap peluang usaha secara optimal pada tahun 2026.

Implementasi Tata Kelola Perusahaan yang Baik dan Berkelanjutan

Perseroan memandang bahwa penerapan tata kelola perusahaan yang baik (*good corporate governance*/GCG) merupakan fondasi utama dalam menjaga keberlanjutan usaha dan meningkatkan kepercayaan pemangku kepentingan. Prinsip-prinsip GCG tidak hanya diimplementasikan sebagai bentuk kepatuhan terhadap ketentuan yang berlaku, tetapi juga menjadi kerangka kerja dalam setiap pengambilan keputusan strategis. Dalam pelaksanaannya, Perseroan terus memperkuat penerapan nilai-nilai integritas, profesionalisme, dan transparansi di seluruh Entitas Anak, sehingga tercipta budaya kerja yang akuntabel dan berorientasi pada penciptaan nilai jangka panjang.

Sejalan dengan peran Perseroan sebagai perusahaan induk dalam konglomerasi jasa keuangan, implementasi GCG dilakukan secara terintegrasi melalui penguatan sistem pengendalian internal dan manajemen risiko di seluruh lini usaha. Kebijakan dan prosedur yang diterapkan memastikan bahwa setiap aktivitas bisnis dilaksanakan dengan mempertimbangkan aspek kepatuhan, kehati-hatian, serta keseimbangan antara risiko dan peluang. Direksi secara aktif melakukan pemantauan dan evaluasi atas efektivitas pengendalian internal, serta mendorong peningkatan kualitas pelaporan dan keterbukaan informasi guna menjaga transparansi kepada para pemangku kepentingan.

the growth of various industries, while continuing to pay attention to exchange rate dynamics, capital flows, and the resilience of the external sector.

In responding to these conditions, the Company will continue to strengthen its role in encouraging the optimization of synergy among Subsidiaries in order to improve consolidated performance and create sustainable added value. Digital transformation will remain the main focus through the development of an integrated service ecosystem, enhancement of customer experience quality, and utilization of technology to encourage operational efficiency. On the other hand, the Company will also maintain discipline in capital and liquidity management, as well as strengthen risk management in order to ensure asset quality and the sustainability of business growth amid market volatility.

In addition, the Company will continue to strengthen organizational capabilities through human resources development, competency development, and strengthening a work culture that is adaptive to change. With an integrated approach between growth strategy, risk management, and organizational strengthening, the Company is optimistic that it will be able to maintain sustainable performance while optimally capturing business opportunities in 2026.

Implementation of Good and Sustainable Corporate Governance

The Company views that the implementation of good corporate governance (GCG) is the main foundation in maintaining business sustainability and increasing stakeholder trust. GCG principles are not only implemented as a form of compliance with applicable regulations, but also serve as a framework in every strategic decision-making process. In its implementation, the Company continues to strengthen the application of the values of integrity, professionalism, and transparency across all Subsidiaries, thereby creating a work culture that is accountable and oriented toward long-term value creation.

In line with the Company's role as a holding company in a financial services conglomerate, the implementation of GCG is carried out in an integrated manner through strengthening internal control systems and risk management across all business lines. The policies and procedures implemented ensure that every business activity is carried out by taking into account aspects of compliance, prudence, and the balance between risk and opportunity. The Board of Directors actively monitors and evaluates the effectiveness of internal controls, while also encouraging improvements in reporting quality and information disclosure in order to maintain transparency for stakeholders.

Selain itu, Perseroan juga mengintegrasikan aspek lingkungan, sosial, dan tata kelola (ESG) dalam strategi dan operasional usaha. Setiap keputusan strategis mempertimbangkan dampak jangka panjang terhadap keberlanjutan lingkungan, pemberdayaan masyarakat, serta praktik bisnis yang bertanggung jawab. Penguatan kapabilitas organisasi, peningkatan kesadaran etika, serta pengembangan budaya kepatuhan terus dilakukan untuk memastikan implementasi GCG berjalan secara konsisten dan berkelanjutan. Dengan pendekatan tersebut, Perseroan optimis dapat menjaga keseimbangan antara pencapaian kinerja usaha dan tanggung jawab kepada seluruh pemangku kepentingan.

In addition, the Company also integrates environmental, social, and governance (ESG) aspects into its business strategy and operations. Every strategic decision takes into account the long-term impact on environmental sustainability, community empowerment, and responsible business practices. Strengthening organizational capabilities, increasing ethical awareness, and developing a culture of compliance continue to be carried out to ensure that the implementation of GCG is consistent and sustainable. With this approach, the Company is optimistic that it can maintain a balance between the achievement of business performance and its responsibilities to all stakeholders.

Perubahan Komposisi Direksi

Pada tahun 2025, terjadi beberapa kali perubahan susunan Direksi Perseroan. Berdasarkan Keputusan RUPS Luar Biasa tanggal 19 Juni 2025, Perseroan mengangkat Ibu Tjong Huei Wey sebagai pengganti Ibu Lili Wijata yang mengundurkan diri pada 19 Februari 2025. Selanjutnya, melalui Keputusan RUPS Luar Biasa tanggal 18 November 2025, Perseroan menyetujui pengunduran diri Ibu Ferita serta mengangkat Ibu Lynn Ramli sebagai penggantinya. Pada RUPS yang sama, Perseroan juga mengangkat Bapak Eric Buntoro sebagai Wakil Presiden Direktur Perseroan.

Dengan demikian, susunan Direksi Perseroan menjadi sebagai berikut.

Changes in the Composition of the Board of Directors

In 2025, there were several changes to the composition of the Company's Board of Directors. Based on the resolution of the Extraordinary GMS dated 19 June 2025, the Company appointed Mrs. Tjong Huei Wey as the replacement for Mrs. Lili Wijata, who resigned on 19 February 2025. Furthermore, through the resolution of the Extraordinary GMS dated 18 November 2025, the Company approved the resignation of Mrs. Ferita and appointed Mrs. Lynn Ramli as her replacement. At the same GMS, the Company also appointed Mr. Eric Buntoro as Vice President Director of the Company.

Accordingly, the composition of the Company's Board of Directors became as follows.

Jabatan Position	Nama Name
Direktur Utama President Director	**Burhanuddin Abdullah**
Wakil Direktur Utama Vice President Director	**Eric Buntoro**
Direktur Director	**Agus Leman Gunawan**
Direktur Director	**Felix**
Direktur Director	**Ir. Dumoly Freddy Pardede**
Direktur Director	**Tjong Huei Wey**
Direktur Director	**Lynn Ramli**

Perseroan memastikan bahwa dinamika perubahan tersebut tidak mengurangi efektivitas pelaksanaan fungsi pengelolaan oleh Direksi. Kompetensi dan pengalaman anggota Direksi yang menjabat dinilai tetap memadai untuk menjalankan peran dan tanggung jawab sesuai dengan praktik terbaik di industri.

The Company ensured that such changes did not reduce the effectiveness of the Board of Directors in carrying out its management functions. The competencies and experience of the serving members of the Board of Directors were considered to remain adequate to carry out their roles and responsibilities in accordance with industry best practices.

Penutup dan Apresiasi

Sebagai penutup, Direksi menyampaikan apresiasi kepada seluruh pemangku kepentingan atas dukungan dan kepercayaan yang telah diberikan kepada Perseroan sepanjang tahun 2025. Penghargaan kami sampaikan kepada para Pemegang Saham atas kepercayaan yang berkelanjutan, kepada Dewan Komisaris atas arahan dan pengawasan yang konstruktif, serta kepada regulator dan otoritas terkait atas dukungan dalam menjaga stabilitas dan perkembangan industri jasa keuangan. Apresiasi juga kami tujukan kepada seluruh karyawan Perseroan dan Entitas Anak yang telah menunjukkan komitmen, dedikasi, dan profesionalisme dalam menjalankan aktivitas usaha.

Dengan fondasi yang telah terbangun serta sinergi yang terus diperkuat, Perseroan optimis dapat menghadapi tantangan sekaligus memanfaatkan peluang di masa mendatang. Direksi berkomitmen untuk terus menjalankan strategi yang terarah, memperkuat tata kelola, serta meningkatkan kualitas kinerja secara berkelanjutan guna menciptakan nilai tambah bagi seluruh pemangku kepentingan.

Closing and Appreciation

In closing, the Board of Directors would like to express its appreciation to all stakeholders for the support and trust given to the Company throughout 2025. We extend our gratitude to the Shareholders for their continued trust, to the Board of Commissioners for its constructive guidance and supervision, and to regulators and relevant authorities for their support in maintaining the stability and development of the financial services industry. We also express our appreciation to all employees of the Company and its Subsidiaries who have demonstrated commitment, dedication, and professionalism in carrying out business activities.

With the foundation that has been established and the synergy that continues to be strengthened, the Company is optimistic that it will be able to face challenges while taking advantage of future opportunities. The Board of Directors is committed to continuing to implement well-directed strategies, strengthen governance, and sustainably improve performance quality in order to create added value for all stakeholders.

Atas nama Direksi
On behalf of the Board of Directors
PT Sinar Mas Multiartha Tbk,



Burhanuddin Abdullah

Direktur Utama
President Director

Direksi
Board of Directors



5 7 2 1 3 6 4

Keterangan:

1. **BURHANUDDIN ABDULLAH**
   Direktur Utama
2. **ERIC BUNTORO**
   Wakil Direktur Utama
3. **AGUS LEMAN GUNAWAN**
   Direktur
4. **FELIX**
   Direktur
5. **IR. DUMOLY FREDDY PARDEDE**
   Direktur
6. **TJONG HUEI WEY**
   Direktur
7. **LYNN RAMLI**
   Direktur

Description:

1. **BURHANUDDIN ABDULLAH**
   President Director
2. **ERIC BUNTORO**
   Vice President Director
3. **AGUS LEMAN GUNAWAN**
   Director
4. **FELIX**
   Director
5. **IR. DUMOLY FREDDY PARDEDE**
   Director
6. **TJONG HUEI WEY**
   Director
7. **LYNN RAMLI**
   Director

Profil Dewan Komisaris
Profile of the Board of Commissioners



FUGANTO WIDJAJA

Komisaris Utama
President Commissioner

Warga Negara Indonesia, berusia 44 tahun, berdomisili di Jakarta.
Indonesian Citizen, 44 years old, domiciled in Jakarta.

Riwayat Pendidikan

Sarjana bidang *Computer Science and Economics*, College of Arts and Sciences, Cornell University, New York, Amerika Serikat (2003). Kemudian, menyelesaikan pendidikan *Master of Philosophy Finance*, Judge Institute of Management, Cambridge University, Inggris (2004).

Riwayat Jabatan di Perseroan

Menjabat sebagai Direktur (2013-2015) dan Komisaris (Juni 2015-2023). Kemudian beliau menjabat sebagai Komisaris Utama (sejak 2023) dan diangkat kembali pada 2024 dengan masa tugas sampai dengan 2027 berdasarkan Akta Pernyataan Keputusan Rapat PT Sinar Mas Multiartha Tbk No. 20 tanggal 16 Mei 2024.

Pengalaman Kerja

Memiliki pengalaman di sektor investasi dan energi, termasuk sebagai *Investment Analyst* UBS Bank Singapura (2003). Beliau kemudian menjabat sebagai Presiden Direktur PT Super Wahana Tehno (2005-2006) dan Wakil Presiden Direktur PT Borneo Indobara (2006-2011). Selanjutnya, beliau memegang posisi kepemimpinan di berbagai perusahaan, di antaranya sebagai Presiden Direktur PT Roundhill Capital Indonesia (2007-2011), Presiden Komisaris PT Golden Energy Mines Tbk (2011-2012), Komisaris PT Borneo Indobara (Desember 2011-Juli 2019), dan Presiden Komisaris PT Roundhill Capital Indonesia (November 2012-Agustus 2022). Beliau juga pernah menjabat sebagai Presiden Direktur PT Golden Energy Mines Tbk (2012-2016), Komisaris PT Berau Coal Energi Tbk (2015-2022), dan Komisaris PT Golden Energy Mines Tbk (2016-2022).

Rangkap Jabatan

Presiden Komisaris PT Super Wahana Tehno (sejak 2006) dan Komisaris PT Sinartama Gunita (sejak 2021).

Hubungan Afiliasi

Memiliki hubungan keuangan, kepengurusan, dan kekeluargaan dengan Pemegang Saham Utama dan Pengendali.

Educational Background

Bachelor in Computer Science and Economics from College of Arts and Sciences, Cornell University, New York, USA (2003). Then, he finished his Master of Philosophy in Finance from Judge Institute of Management, Cambridge University, UK (2004).

List of Positions Held in Company

Served as Director (2013-2015) and Commissioner (June 2015-2023). Subsequently, he has held the position of President Commissioner (since 2023) and was reappointed in 2024 for a term until 2027, based on the Deed of Resolution Statement of PT Sinar Mas Multiartha Tbk No. 20 dated 16 May 2024.

Work Experience

He has experience in the investment and energy sectors, including serving as an Investment Analyst at UBS Bank Singapore (2003). He later held the position of President Director at PT Super Wahana Tehno (2005-2006) and Vice President Director at PT Borneo Indobara (2006-2011). Subsequently, he assumed leadership roles in various companies, including President Director of PT Roundhill Capital Indonesia (2007-2011), President Commissioner of PT Golden Energy Mines Tbk (2011-2012), Commissioner of PT Borneo Indobara (December 2011-July 2019), and President Commissioner of PT Roundhill Capital Indonesia (November 2012-August 2022). He also served as President Director of PT Golden Energy Mines Tbk (2012-2016), Commissioner of PT Berau Coal Energy Tbk (2015-2022), and Commissioner of PT Golden Energy Mines Tbk (2016-2022).

Concurrent Position

President Commissioner of PT Super Wahana Tehno (since 2006) and Commissioner of PT Sinartama Gunita (since 2021).

Affiliation Relationship

He has financial, management, and family relationship with the Main and Controlling Shareholders.



ROBINSON SIMBOLON

Komisaris Independen
Independent Commissioner

Warga Negara Indonesia, berusia 72 tahun, berdomisili di Jakarta.
Indonesian Citizen, 72 years old, domiciled in Jakarta.

Riwayat Pendidikan

Lulusan Fakultas Hukum, Universitas Jayabaya (1982) dan Ahli Perundang-Undangan, Universitas Indonesia (1988). Selain itu, beliau telah menyelesaikan Pelatihan Staf dan Pimpinan Administrasi Tingkat Menengah (SPAMEN) Angkatan VI di Bandung (2000).

Riwayat Jabatan di Perseroan

Pertama kali menjabat sebagai Komisaris Independen Perseroan pada tahun 2014 berdasarkan keputusan Rapat Umum Pemegang Saham Luar Biasa tanggal 13 Juni 2014. Beliau telah menjabat sebagai Komisaris Independen selama beberapa periode dengan pengangkatan kembali pada 2024 untuk masa tugas sampai dengan 2027 berdasarkan Akta Pernyataan Keputusan Rapat PT Sinar Mas Multiartha Tbk No. 20 tanggal 16 Mei 2024. Beliau pernah menjabat sebagai Ketua Komite Audit (2014-2021). Saat ini, beliau juga menjabat sebagai Ketua Komite Nominasi dan Remunerasi (sejak 2020) dan Ketua Komite Audit (sejak 2022).

Pengalaman Kerja

Perjalanan karier dimulai di Kementerian Keuangan sebagai Kepala Bagian Hukum, Perusahaan Lembaga Keuangan, dan Perjanjian Biro Hukum (1995-1998). Pernah menjabat sebagai Kepala Biro Pemeriksaan dan Penyelidikan Badan Pengawas Pasar Modal (1998-1999) serta Kepala Biro Perundang-Undangan dan Bantuan Hukum Badan Pengawas Pasar Modal (1999-2012). Beliau juga pernah menjadi anggota Panitia Penyelesaian Perburuhan Pusat (P4P) (1998-2012). Beliau kemudian dipercaya untuk menduduki beragam posisi strategis, seperti Anggota Dewan Pengawas PT Jaminan Kredit Indonesia (1999-2009), Anggota Dewan Komisaris PT Permodalan Nasional Madani (2010-2013), dan Deputi Komisioner Pasar Modal I Otoritas Jasa Keuangan (2012-2013). Selain itu, pernah juga menjabat sebagai Komisaris Utama PT Bursa Efek Indonesia (2014-2017).

Rangkap Jabatan

Komisaris Independen PT Apexindo Pertama Duta Tbk (sejak 2014) dan Komisaris Utama PT Pendanaan Efek Indonesia (sejak 2019).

Hubungan Afiliasi

Tidak memiliki hubungan keuangan, kepengurusan, dan kekeluargaan dengan anggota Dewan Komisaris lainnya, anggota Direksi, serta Pemegang Saham Utama dan Pengendali.

Educational Background

Graduated from Faculty of Law, Universitas Jayabaya (1982) and Legislative Expert, Universitas Indonesia (1988). In addition, he also completed his Structural Training Course for Echelon II Candidates (Staf dan Pimpinan Administrasi Tingkat Menengah/SPAMEN) Batch VI in Bandung (2000).

List of Positions Held in Company

He first served as an Independent Commissioner of the Company in 2014, based on Extraordinary General Meeting of Shareholders Resolutions dated 13 June 2014. He served as an Independent Commissioner for multiple terms and reappointed in 2024 for a term of office until 2027, based on Deed of PT Sinar Mas Multiartha Tbk Meeting Resolutions No. 20 dated 16 May 2024. Prior to this position, he served as the Chairman of Audit Committee (2014-2021). Currently, he also serves as the Chairman of Nomination and Remuneration Committee (since 2020) and the Chairman of Audit Committee (since 2022).

Work Experience

He started his career at the Ministry of Finance as Head of Legal, Financial Institution Companies, and Legal Bureau (1995-1998). He served as Head of Audit and Investigation Bureau (1998-1999) and Head of Legislation and Legal Aid Bureau (1999-2012) at Capital Market Supervisory Agency. He also served as a member of the Central Labor Dispute Settlement Committee (P4P) (1998-2012). Then, he held various strategic positions, including, Member of Indonesian Credit Guarantee Supervisory Board (1999-2009), Member of the Board of Commissioners of PT Permodalan Nasional Madani (2010-2013), Deputy Commissioner I Capital Market of the Financial Services Authority (2012-2013). He also served as the President Commissioner of the Indonesia Stock Exchange (2014-2017).

Concurrent Position

Independent Commissioner of PT Apexindo Pertama Duta Tbk (since 2014) and President Commissioner of PT Pendanaan Efek Indonesia (since 2019).

Affiliation Relationship

He has no financial, management, and family relationship with the other members of Board of Commissioners, members of Board of Directors, as well as with the Main and Controlling Shareholders.



KETUT SANJAYA

Komisaris Independen
Independent Commissioner

Warga Negara Indonesia, berusia 74 tahun, berdomisili di Jakarta.
Indonesian Citizen, 74 years old, domiciled in Jakarta.

Riwayat Pendidikan

Sarjana jurusan Sosial Ekonomi Pertanian, Universitas Padjadjaran (1977) dan memperoleh gelar *Master of Management* dari Arthur D Little Management Education Institute di Boston, Amerika Serikat (1984).

Riwayat Jabatan di Perseroan

Menjabat sebagai Komisaris Independen (sejak 2022) dan diangkat kembali pada 2024 dengan masa tugas sampai dengan 2027 berdasarkan Akta Pernyataan Keputusan Rapat PT Sinar Mas Multiartha Tbk No. 20 tanggal 16 Mei 2024.

Pengalaman Kerja

Memiliki pengalaman panjang sebagai Pejabat Karier di Bank Indonesia, yakni *Staff Small-Scale Credit Department* (1979-1983), Staf *Human Resources Department* (1983-1984), Pemeriksa Bank (1984-1994), Pengawas Bank (1994-2004), Pemimpin Bank Indonesia Bali, Nusa Tenggara Barat (NTB), dan Nusa Tenggara Timur (NTT) (2004-2007), Wakil Direktur Direktorat Pengawasan Perbankan 2 (2007), Direktur Direktorat Pengawasan Perbankan 2 (2007-2008), serta Peneliti Senior Direktorat Riset dan Regulasi Perbankan (2008-2009). Selain itu, beliau pernah menjabat sebagai Komisaris Independen di PT Bank Barclays Indonesia (2009-2011), anggota Komite Audit dan Komite Pemantau Risiko di PT Bank Sinarmas Tbk (2011-2021), Ketua Komite Audit PT Golden Energi Mines Tbk (2012-2022), Komite Audit PT Sinar Mas Agro Resources and Technology Tbk (2015-2025), serta Komisaris Independen, Ketua Komite Audit, dan anggota Komite Nominasi dan Remunerasi PT Smartfren Telecom Tbk (2021-2025).

Rangkap Jabatan

Menduduki beberapa posisi di grup usaha Sinarmas, antara lain Komisaris Independen PT Golden Energy Mines Tbk (sejak 2012), anggota Komite Audit PT Golden Energy Mines Tbk (sejak 2023), dan Komisaris Independen PT Sinar Mas Agro Resources and Technology Tbk (sejak 2025).

Hubungan Afiliasi

Tidak memiliki hubungan keuangan, kepengurusan, dan kekeluargaan dengan anggota Dewan Komisaris lainnya, anggota Direksi, serta Pemegang Saham Utama dan Pengendali.

Educational Background

Bachelor of Agricultural Social Economics from Universitas Padjajaran (1977) and Master of Management from Arthur D Little Management Education Institute, Boston, USA (1984).

List of Positions Held in Company

He has served as an Independent Commissioner (since 2022) and was reappointed in 2024 for a term until 2027, based on the Deed of Resolution Statement of PT Sinar Mas Multiartha Tbk No. 20 dated 16 May 2024.

Work Experience

Has an extensive experience as Career Officer with Bank Indonesia, Staff Small-Scale Credit Department (1979-1983), Human Resources Department Staff (1983-1984), Bank Examiner (1984-1994), Bank Supervisor (1994-2004), Head of Bank Indonesia Bali, West Nusa Tenggara (NTB), and East Nusa Tenggara (NTT) (2004-2007), Deputy Director of Banking Supervision Directorate 2 (2007), Director of Banking Supervision Directorate 2 (2007-2008), and Senior Researcher of Banking Research and Regulation Directorate (2008-2009). In addition, he previously served as Independent Commissioner of PT Bank Barclays Indonesia (2009-2011), a member of the Audit Committee and Risk Monitoring Committee of PT Bank Sinarmas Tbk (2011-2021), Chairman of the Audit Committee of PT Golden Energi Mines Tbk (2012-2022), Audit Committee of PT Sinar Mas Agro Resources and Technology Tbk (2015-2025), as well as Independent Commissioner, Chairman of the Audit Committee, and member of the Nomination and Remuneration Committee of PT Smartfren Telecom Tbk (2021-2025).

Concurrent Position

Holds several positions within the Sinarmas business group, including Independent Commissioner of PT Golden Energy Mines Tbk (since 2012), member of the Audit Committee of PT Golden Energy Mines Tbk (since 2023), and Independent Commissioner of PT Sinar Mas Agro Resources and Technology Tbk (since 2025).

Affiliation Relationship

He has no financial, management, and family relationship with the other members of Board of Commissioners, members of Board of Directors, as well as with the Main and Controlling Shareholders.

Perubahan Komposisi Anggota Dewan Komisaris dan Alasan Perubahannya

Tidak terdapat perubahan komposisi anggota Dewan Komisaris selama tahun 2025 hingga Laporan Tahunan ini diterbitkan.

Changes in the Composition of the Board of Commissioners and Reasons for the Changes

There were no changes in the composition of the Board of Commissioners during 2025 up to the issuance of this Annual Report.



Profil Direksi
Profile of the Board of Directors



BURHANUDDIN ABDULLAH

Direktur Utama
President Director

Warga Negara Indonesia, berusia 78 tahun, berdomisili di Jakarta.
Indonesian Citizen, 78 years old, domiciled in Jakarta.

Riwayat Pendidikan

Sarjana Pertanian, Universitas Padjadjaran (1974) dan *Master of Arts in Economics*, *College of Business*, Michigan State University (1984).

Riwayat Jabatan di Perseroan

Menjabat sebagai Direktur Utama (sejak 2021) dan diangkat kembali pada 2024 dengan masa tugas sampai dengan 2027 berdasarkan Akta Pernyataan Keputusan Rapat PT Sinar Mas Multiartha Tbk No. 20 tanggal 16 Mei 2024. Sebelumnya, beliau menjabat sebagai Komisaris Independen Perseroan (2016-Juni 2021).

Pengalaman Kerja

Pernah dipercaya untuk menjadi Staf Badan Urusan Cess-Direktorat Jenderal Perkebunan Pertanian, Banda Aceh (1975), Staf PT Intraport Teh Jaya (Unilever Tea Department (1976-1978)), Staf Bagian Kredit Produksi-Urusan Kredit Umum Bank Indonesia (1979-1983), Staf Bagian Ekonomi Umum-Urusan Riset dan Statistik Bank Indonesia (1984-1985), Staf Gubernur Bank Indonesia (1986-1988), Staf Asia Pacific Department International Monetary Fund (IMF), Washington DC (1989-1990), *Assistant Executive Director* IMF, South East Asia Group (1991-1993). Selain itu, beliau juga pernah menjabat sebagai Kepala Bagian Kerja Sama Ekonomi dan Perdagangan Internasional-Urusan Luar Negeri Bank Indonesia (1994), Wakil Kepala Urusan Luar Negeri Bank Indonesia (1995), Wakil Kepala Urusan Riset Ekonomi dan Moneter Bank Indonesia (1996-1997), Direktur Direktorat Luar Negeri Bank Indonesia (1998-1999), Deputi Gubernur Bank Indonesia (2000), Menteri Koordinator Perekonomian pada Kabinet Gotong Royong (2001), serta Gubernur Bank Indonesia (2003-2008). Beliau kemudian menjabat sebagai Rektor Institut Koperasi Indonesia Bandung (2011-2023).

Rangkap Jabatan

Komisaris Utama PT Perusahaan Listrik Negara (PLN) (sejak 2024).

Hubungan Afiliasi

Tidak memiliki hubungan keuangan, kepengurusan, dan kekeluargaan dengan anggota Direksi lainnya, Dewan Komisaris, serta Pemegang Saham Utama dan Pengendali.

Educational Background

Bachelor of Agriculture, Universitas Padjadjaran (1974) and Master of Arts in Economics, College of Business, Michigan State University (1984).

List of Positions Held in Company

He has served as President Director (since 2021) and was reappointed in 2024 for a term until 2027, based on the Deed of Resolution Statement of PT Sinar Mas Multiartha Tbk No. 20 dated 16 May 2024. Previously, he held the position of Independent Commissioner of the Company (2016–June 2021).

Work Experience

Served as Staff of the Cess-Directorate General of Agricultural Plantation Affairs, Banda Aceh (1975), Staff of PT Intraport Teh Jaya (Unilever Tea Department (1976-1978)), Staff of the Production Credit Division-General Credit Affairs of Bank Indonesia (1979-1983), Staff of the Economic Section General-Research and Statistics of Bank Indonesia (1984-1985), Staff of the Governor of Bank Indonesia (1986-1988), Asia Pacific Department Staff of International Monetary Fund (IMF), Washington DC (1989-1990), Assistant Executive Director of IMF, South East Asia Group (1991-1993). In addition, he has also served as Head of the International Economic and Trade Cooperation Division – Foreign Affairs Department, Bank Indonesia (1994), Deputy Head of Foreign Affairs of Bank Indonesia (1995), Deputy Head of Economic and Monetary Research of Bank Indonesia (1996-1997), Director of Foreign Affairs Directorate of Bank Indonesia (1998-1999), Deputy Governor of Bank Indonesia (2000), Coordinating Minister for the Economy in Gotong Royong Cabinet (2001), and Governor of Bank Indonesia (2003-2008). He then served as Rector of Institut Koperasi Indonesia Bandung (2011-2023).

Concurrent Position

President Commissioner of PT Perusahaan Listrik Negara (PLN) (since 2024).

Affiliation Relationship

He has no financial, management, and family relationship with the other members of the Board of Directors, Board of Commissioners, as well as with the Main and Controlling Shareholders.



ERIC BUNTORO

Wakil Direktur Utama
Vice President Director

Warga Negara Indonesia, berusia 42 tahun, berdomisili di Jakarta.
Indonesian Citizen, 42 years old, domiciled in Jakarta.

Riwayat Pendidikan

Beliau meraih gelar *Bachelor of Science in Business Administration* dengan konsentrasi *Finance and Accounting* dari Washington University (2007). Selanjutnya, beliau memperoleh gelar *Master of Business Administration* dari Saïd Business School, University of Oxford (2018), serta menyelesaikan pendidikan *Master of Advanced Management* di Yale University - School of Management (2019).

Riwayat Jabatan di Perseroan

Menjabat sebagai Wakil Direktur Utama Perseroan (sejak 2025) dengan masa jabatan hingga tahun 2027 berdasarkan Akta Pernyataan Keputusan Rapat PT Sinar Mas Multiartha Tbk No. 62 tanggal 18 November 2025.

Pengalaman Kerja

Beliau mengawali karier sebagai *Investment Banking Analyst* hingga *Investment Banking Associate* di Oppenheimer & Co (2007-2011), kemudian menjabat sebagai *Investment Banking Associate Director* di UBS Securities (2011), serta sebagai *Associate - Distressed Investments and Special Opportunities* di The Clermont Group (2012). Selanjutnya, beliau berkarier di McKinsey & Company sebagai Associate hingga *Engagement Manager* (2013-2017), *Engagement Manager* (2019-2021), dan *Associate Partner* (2021-2025).

Rangkap Jabatan

Tidak memiliki rangkap jabatan di perusahaan lain.

Hubungan Afiliasi

Tidak memiliki hubungan keuangan, kepengurusan, dan kekeluargaan dengan anggota Direksi lainnya, Dewan Komisaris, serta Pemegang Saham Utama dan Pengendali.

Educational Background

He earned a Bachelor of Science in Business Administration with a concentration in Finance and Accounting from Washington University (2007). He subsequently obtained a Master of Business Administration from Saïd Business School, University of Oxford (2018), and completed a Master of Advanced Management at Yale University - School of Management (2019).

List of Positions Held in Company

He has served as Vice President Director of the Company (since 2025) with a term of office until 2027 based on the Deed of Statement of Meeting Resolutions of PT Sinar Mas Multiartha Tbk No. 62 dated 18 November 2025.

Work Experience

He began his career as an Investment Banking Analyst and later as an Investment Banking Associate at Oppenheimer & Co (2007-2011), then served as Investment Banking Associate Director at UBS Securities (2011), and as Associate - Distressed Investments and Special Opportunities at The Clermont Group (2012). He subsequently pursued his career at McKinsey & Company as Associate to Engagement Manager (2013-2017), Engagement Manager (2019-2021), and Associate Partner (2021-2025).

Concurrent Position

Does not have any concurrent position in other companies.

Affiliation Relationship

He has no financial, management, and family relationship with the other members of the Board of Directors, Board of Commissioners, as well as with the Main and Controlling Shareholders.



AGUS LEMAN GUNAWAN

Direktur
Director

Warga Negara Indonesia, berusia 70 tahun, berdomisili di Jakarta.
Indonesian Citizen, 70 years old, domiciled in Jakarta.

Riwayat Pendidikan

Meraih gelar *Bachelor of Science*, jurusan *Business Administration and Economics* (1981) dan *Master of Science* jurusan *Business Education* (1983) di Portland State University, Oregon. Pernah mengikuti pelatihan The Pacific Rim Bankers Program (PRBP) di Seattle, Amerika Serikat (1991) dan Sekolah Pimpinan Bank Indonesia, Lembaga Pengembangan Perbankan Indonesia (LPPI) (1994).

Riwayat Jabatan di Perseroan

Menjabat sebagai Direktur (sejak 2012) dan diangkat kembali pada 2024 dengan masa tugas sampai dengan 2027 berdasarkan Akta Pernyataan Keputusan Rapat PT Sinar Mas Multiartha Tbk No. 20 tanggal 16 Mei 2024.

Pengalaman Kerja

Mengawali karier profesional sebagai *Senior Vice President - Treasury and Financial Products* Chase Manhattan Bank NA Jakarta (1983-1989). Kemudian, dipercaya mengisi beberapa posisi penting di berbagai perusahaan, seperti *Executive Vice President, Managing Director - Treasury and International Business Area* PT Bank Danamon Indonesia Tbk (1989-1998), *Senior Vice President Treasury and Global Markets* Rabobank Indonesia (1999-2001), Presiden Direktur PT Perdana Waralaba (2002), *Director of Finance - Accounting, Finance, and Tax* PT Voksel Cable (2003-2005), *Senior Advisor* PT Bank Sinarmas Tbk (2006-2010), Presiden Komisaris PT Dana Usaha Makmur (2011), dan Komisaris Utama PT Dana Pinjaman Inklusif (2018-Januari 2026). Selain itu, beliau juga dipercaya untuk menjadi anggota Komite Audit di beberapa perusahaan, yakni PT Dian Swastatika Sentosa Tbk (2010-2012), PT Sinar Mas Agro Resources & Technology Tbk (2011-2012), dan PT Duta Pertiwi Tbk (2011-2012).

Rangkap Jabatan

Menduduki jabatan Komisaris di beberapa Entitas Anak Perseroan, meliputi PT Sinar Mas Ventura (sejak 2018) serta PT Sistem Loka Triprima dan PT Data Opal Terpadu (sejak 2021).

Hubungan Afiliasi

Tidak memiliki hubungan keuangan, kepengurusan, dan kekeluargaan dengan anggota Direksi lainnya, Dewan Komisaris, serta Pemegang Saham Utama dan Pengendali.

Educational Background

He has a Bachelor of Science in Business Administration and Economics (1981) and a Master of Science in Business Education (1983) from Portland State University, Portland, Oregon. He attended The Pacific Rim Bankers Program (PRBP) training, Seattle, USA (1991), and Bank Indonesia Leadership School, Indonesia Banking Development Institute (LPPI) (1994).

List of Positions Held in Company

He has served as a Director (since 2012) and was reappointed in 2024 for a term until 2027, based on the Deed of Resolution Statement of PT Sinar Mas Multiartha Tbk No. 20 dated 16 May 2024.

Work Experience

He started his professional career as Senior Vice President - Treasury and Financial Products at Chase Manhattan Bank NA Jakarta (1983-1989). He has held various key positions at multiple companies including Executive Vice President, Managing Director - Treasury and International Business Area at PT Bank Danamon Indonesia Tbk (1989-1998), Senior Vice President of Treasury and Global Markets at Rabobank Indonesia (1999-2001), President Director at PT Perdana Waralaba (2002), Director of Finance - Accounting, Finance, and Tax at PT Voksel Cable (2003-2005), Senior Advisor of PT Bank Sinarmas Tbk (2006-2010), President Commissioner of PT Dana Usaha Makmur (2011), and President Commissioner of PT Dana Pinjaman Inklusif (2018-January 2026). In addition, he also served as an Audit Committee member in several companies, i.e. PT Dian Swastatika Sentosa Tbk (2011-2012), PT Sinar Mas Agro Resources & Technology Tbk (2010-2012), and PT Duta Pertiwi Tbk (2011-2012).

Concurrent Position

Served as Commissioner in several Subsidiaries of the Company, including PT Sinar Mas Ventura (since 2018) as well as PT Sistem Loka Triprima and PT Data Opal Terpadu (since 2021).

Affiliation Relationship

He has no financial, management, and family relationship with the other members of the Board of Directors, Board of Commissioners, as well as with the Main and Controlling Shareholders.



FELIX

Direktur
Director

Warga Negara Indonesia, berusia 42 tahun, berdomisili di Jakarta.
Indonesian Citizen, 42 years old, domiciled in Jakarta.

Riwayat Pendidikan

Sarjana lulusan Ekonomi, Universitas Tarumanagara (2007) dan Pendidikan Profesi Akuntansi, Universitas Tarumanagara (2013).

Riwayat Jabatan di Perseroan

Menjabat sebagai Direktur (sejak 2021) dan diangkat kembali pada 2024 dengan masa tugas sampai dengan 2027 berdasarkan Akta Pernyataan Keputusan Rapat PT Sinar Mas Multiartha Tbk No. 20 tanggal 16 Mei 2024. Pernah menjabat sebagai Manajer Perseroan (2013-2016). Saat ini, beliau juga menjabat sebagai Sekretaris Perusahaan sejak 3 Juli 2023 berdasarkan Surat Keputusan Direksi No. SK: 115/SK-DIR/SMMA/VII/2023.

Pengalaman Kerja

Memulai karier sebagai Auditor KAP Mulyamin Sensi Suryanto & Lianny (2007-2013). Kemudian, menempati posisi Direktur PT AB Sinar Mas Multifinance (2016-2019), Direktur Utama PT AB Sinar Mas Multifinance (2019-2021), dan Komisaris PT Simas Poin Indonesia (2021-2022).

Sertifikasi

Beliau memiliki register negara akuntan dari Kementerian Keuangan Republik Indonesia (2016), sertifikasi akuntan publik dari Ikatan Akuntan Publik Indonesia (2017), sertifikasi ahli pembiayaan dari Sertifikasi Profesi Pembiayaan Indonesia (2017), sertifikasi manajemen risiko dari Badan Sertifikasi Manajemen Risiko (2017), sertifikasi manajemen risiko - Direksi dari Sertifikasi Profesi Pembiayaan Indonesia (2023), dan sertifikasi dasar Komisaris dari Sertifikasi Profesi Pembiayaan Indonesia (2023).

Rangkap Jabatan

Menjabat sebagai Direktur PT Dana Saham Bersama, PT Shinta Utama, dan PT Sinartama Gunita (sejak 2021), serta Direktur PT Artha Bina Usaha (sejak 2022). Beliau juga menjabat sebagai Komisaris PT Balai Lelang Sinarmas (sejak 2021), Komisaris PT Digital Solusindo Nusantara (sejak 2021), Direktur PT Artha Bina Usaha (sejak 2022), Komisaris PT Pasar Gadai Digital (sejak 2022), dan Komisaris PT AB Sinar Mas Multifinance (sejak 2022).

Hubungan Afiliasi

Tidak memiliki hubungan keuangan, kepengurusan, dan kekeluargaan dengan anggota Direksi lainnya, Dewan Komisaris, serta Pemegang Saham Utama dan Pengendali.

Educational Background

Bachelor of Economics, Universitas Tarumanagara (2007) and Accounting Profession Education, Universitas Tarumanagara (2013).

List of Positions Held in Company

Served as Director (since 2021) and was reappointed in 2024 for a term ending in 2027, based on Deed of PT Sinar Mas Multiartha Tbk Meeting Resolutions No. 20 dated 16 May 2024. He also served as the Company's Manager (2013-2016). Currently, he also serves as the Corporate Secretary since 3 July 2023 based on the Board of Directors Decision Letter No. SK: 115/SK-DIR/SMMA/VII/2023.

Work Experience

He started his career as an Auditor of KAP Mulyamin Sensi Suryanto & Lianny (2007-2013). Then, he held the position of Director of PT AB Sinar Mas Multifinance (2016-2019), President Director of PT AB Sinar Mas Multifinance (2019-2021), and Commissioner of PT Simas Poin Indonesia (2021-2022).

Certification

He obtained registered state accountant from the Ministry of Finance of the Republic of Indonesia (2016), public accountant certification from the Indonesian Public Accountants Association (2017), a financing expert certification from the Indonesian Financing Professional Certification (2017), a risk management certification from the Risk Management Certification Agency (2017), risk management certification - Directors from Certification of Indonesian Financing Professionals (2023), and basic Commissioner certification from Certification of Indonesian Financing Professionals (2023).

Concurrent Position

Serves as Director of PT Dana Saham Bersama, PT Shinta Utama, and PT Sinartama Gunita (since 2021), and Director of PT Artha Bina Usaha (since 2022). Also serves as Commissioner PT Balai Lelang Sinarmas (since 2021), Commissioner PT Digital Solusindo Nusantara (since 2021), Director of PT Artha Bina Usaha (since 2022), Commissioner PT Pasar Gadai Digital (since 2022), and Commissioner PT AB Sinar Mas Multifinance (since 2022).

Affiliation Relationship

He has no financial, management, and family relationship with the other members of the Board of Directors, Board of Commissioners, as well as with the Main and Controlling Shareholders.



IR. DUMOLY FREDDY PARDEDE

Direktur
Director

Warga Negara Indonesia, berusia 62 tahun, berdomisili di Jakarta.
Indonesian Citizen, 62 years old, domiciled in Jakarta.

Riwayat Pendidikan

Sarjana Pertanian, Universitas Sumatera Utara (1989) dan *Master of Business Administration in Finance and Accountancy*, Cleveland State University (1994).

Riwayat Jabatan di Perseroan

Menjabat sebagai Direktur (sejak 2024) dengan masa tugas sampai dengan 2027 berdasarkan Akta Pernyataan Keputusan Rapat PT Sinar Mas Multiartha Tbk No. 34 tanggal 28 Oktober 2024.

Pengalaman Kerja

Memulai karier di Kementerian Keuangan sebagai Kepala Sub-Direktorat Pemeriksaan dan Investigasi, Staf Ahli/Tenaga Pengkaji untuk Pengembangan IKNB di BAPEPAM, dan Kepala Biro Pengawas Dana Pensiun (Eselon II) (1998-2013). Beliau pernah mendapatkan penugasan dari Menteri Keuangan untuk bekerja sama dengan berbagai lembaga pemerintahan (2001-2008), termasuk Bank Indonesia, Kepolisian Negara Republik Indonesia, Kementerian Ketenagakerjaan, dan Pusat Pelaporan dan Analisis Transaksi Keuangan (PPATK), dalam pengembangan regulasi dan kebijakan sektor keuangan. Beliau juga pernah dipercaya sebagai Koordinator Tim Audit Khusus dan Investigasi Badan Usaha Milik Negara (BUMN) dan Tim Pemberesan ex-Badan Penyehatan Perbankan Nasional (BPPN) untuk pembentukan Lembaga Penjamin Simpanan (LPS) dan Perusahaan Pengelola Aset (PPA) (2002-2004). Kemudian, beliau menjabat sebagai Ketua Tim Penugas Rancangan Undang-Undang Otoritas Jasa Keuangan (Undang-Undang No. 21 tahun 2011) dan Pembentukan Otoritas Jasa Keuangan (2002-2012). Pada periode 2013-2016, beliau menjabat sebagai Deputi Komisioner Strategi Manajemen (Eselon I), di mana beliau ditugaskan sebagai Wakil Koordinator *Project Management Office* untuk mengoordinasikan proyek-proyek strategis di Otoritas Jasa Keuangan serta Deputi Komisioner Pengawas Industri Keuangan Non-Bank (Eselon I) Otoritas Jasa Keuangan, dengan tugas utama mengawasi sektor perasuransian, perusahaan pembiayaan, dana pensiun, modal ventura, serta badan keuangan lainnya guna memastikan stabilitas sistem keuangan Indonesia.

Sertifikasi

Beliau memiliki Sertifikasi Manajemen Risiko Terintegrasi dari Lembaga Sertifikasi Profesi Manajemen Risiko (LSPMR) (2024), Sertifikasi Skema Ahli Tata Kelola Risiko Terintegrasi dari Lembaga Sertifikasi Profesi Manajemen Risiko (LSPMR) (2024), serta *Certified Risk Governance Professional* dari RAP Learning Center (2024).

Rangkap Jabatan

Ketua Bidang Kamar Dagang dan Industri (2024-2029).

Hubungan Afiliasi

Tidak memiliki hubungan keuangan, kepengurusan, dan kekeluargaan dengan anggota Direksi lainnya, Dewan Komisaris, serta Pemegang Saham Utama dan Pengendali.

Educational Background

Bachelor's Degree in Agriculture, Universitas Sumatera Utara (1989), and Master of Business Administration in Finance and Accountancy, Cleveland State University (1994).

List of Positions Held in Company

He has served as a Director (since 2024) with a term until 2027, based on the Deed of Statement of Meeting Resolutions of PT Sinar Mas Multiartha Tbk No. 34 dated 28 October 2024.

Work Experience

He began his career at the Ministry of Finance, serving as Head of the Sub-Directorate of Audit and Investigation, Expert Staff/Policy Analyst for Non-Bank Financial Institution (IKNB) Development at BAPEPAM, and Head of the Pension Fund Supervision Bureau (Echelon II) (1998-2013). He was assigned by the Minister of Finance to collaborate with various government institutions (2001-2008), including Bank Indonesia, the Indonesian National Police, the Ministry of Manpower, and the Financial Transaction Reports and Analysis Center (PPATK), in developing financial sector regulations and policies. He was also entrusted as the Coordinator of the Special Audit and Investigation Team for State-Owned Enterprises (BUMN) and the Settlement Team of the former Indonesian Bank Restructuring Agency (BPPN) for the establishment of the Indonesia Deposit Insurance Corporation (LPS) and the Asset Management Company (PPA) (2002-2004). Furthermore, he served as the Head of the Task Force for the Draft Law on the Financial Services Authority (Law No. 21 of 2011) and the Establishment of the Financial Services Authority (2002-2012). From 2013-2016, he serves as Deputy Commissioner for Strategy and Management (Echelon I), where he is assigned as Deputy Coordinator of the Project Management Office to oversee strategic projects at the Financial Services Authority. Additionally, he serves as Deputy Commissioner for Non-Bank Financial Industry Supervision (Echelon I) at the Financial Services Authority, with key responsibilities in overseeing the insurance, financing, pension fund, venture capital, and other financial institutions sectors to ensure the stability of Indonesia's financial system.

Certification

He has Integrated Risk Management Certification from Risk Management Professional Certification Institute (LSPMR) (2024), an Integrated Risk Governance Expert Scheme Certification from Risk Management Professional Certification Institute (LSPMR) (2024), and Certified Risk Governance Professional from RAP Learning Center (2024).

Concurrent Position

Head of Division, Chamber of Commerce and Industry (2024-2029).

Affiliation Relationship

He has no financial, management, and family relationship with the other members of the Board of Directors, Board of Commissioners, as well as with the Main and Controlling Shareholders.



TJONG HUEI WEY

Direktur
Director

Warga Negara Indonesia, berusia 41 tahun, berdomisili di Jakarta.
Indonesian Citizen, 41 years old, domiciled in Jakarta.

Riwayat Pendidikan

Sarjana Akuntansi, Universitas Katolik Indonesia Atma Jaya (2007).

Riwayat Jabatan di Perseroan

Menjabat sebagai Direktur (sejak 2025) dengan masa tugas sampai dengan 2027 berdasarkan Akta Pernyataan Keputusan Rapat PT Sinar Mas Multiartha Tbk No. 75 tanggal 19 Juni 2025.

Pengalaman Kerja

Mengawali karier sebagai Internal Audit (2007-2009) dan melanjutkan karier sebagai *Assistant Regional Manager International Operating Division* (2009-2010) PT Indofood Sukses Makmur Tbk. Kemudian menjabat *Section Head of Reporting and Analysis Division* PT Bogasari Flour Mills Tbk (2010-2012), dan *Accounting Head* PT Intertama Trikencana Bersinar (2013-2017). Beliau juga pernah menjabat sebagai *Finance, Tax, and Reporting Manager* Sinarmas Mining (2017-2019) dan Komisaris PT Mitra Dinamika Kapital (2021-2025).

Rangkap Jabatan

Advisor PT Aldiracita Sekuritas Indonesia (sejak 2019) dan Direktur PT Data Opal Terpadu (sejak 2025).

Hubungan Afiliasi

Tidak memiliki hubungan keuangan, kepengurusan, dan kekeluargaan dengan anggota Direksi lainnya, Dewan Komisaris, serta Pemegang Saham Utama dan Pengendali.

Educational Background

Bachelor's Degree in Accounting from Universitas Katolik Indonesia Atma Jaya (2007).

List of Positions Held in Company

Serves as Director (since 2025) for a term ending in 2027, based on the Deed of Statement of Meeting Resolutions of PT Sinar Mas Multiartha Tbk No. 75 dated 19 June 2025.

Work Experience

Began her career as an Internal Auditor (2007-2009) and continued as Assistant Regional Manager, International Operating Division (2009-2010) at PT Indofood Sukses Makmur Tbk. She then served as Section Head of Reporting and Analysis Division at PT Bogasari Flour Mills Tbk (2010-2012), and Accounting Head at PT Intertama Trikencana Bersinar (2013-2017). She also served as Finance, Tax, and Reporting Manager at Sinarmas Mining (2017-2019) and Commissioner of PT Mitra Dinamika Kapital (2021-2025).

Concurrent Position

Advisor to PT Aldiracita Sekuritas Indonesia (since 2019) and Director of PT Data Opal Terpadu (since 2025).

Affiliation Relationship

She has no financial, management, and family relationship with the other members of the Board of Directors, Board of Commissioners, as well as with the Main and Controlling Shareholders.



LYNN RAMLI

Direktur
Director

Warga Negara Indonesia, berusia 53 tahun, berdomisili di Jakarta.
Indonesian Citizen, 53 years old, domiciled in Jakarta.

Riwayat Pendidikan

Beliau meraih gelar *Bachelor of Arts in Business Administration* dengan fokus *Marketing* dan *Finance* dari University of Washington, Amerika Serikat. Selanjutnya, beliau memperoleh gelar *Master of Business Administration* (MBA) dengan konsentrasi *Marketing* dari University of San Francisco, Amerika Serikat.

Riwayat Jabatan di Perseroan

Menjabat sebagai Direktur Perseroan (sejak 2025) dengan masa jabatan hingga tahun 2027 berdasarkan Akta Pernyataan Keputusan Rapat PT Sinar Mas Multiartha Tbk No. 62 tanggal 18 November 2025.

Pengalaman Kerja

Beliau mengawali karier sebagai *Product Manager* di Citibank N.A. Jakarta (1994-1998). Selanjutnya, Beliau menjabat sebagai *Finance Manager* di LSK International (1998-1999), *Marketing Program Manager/ Product Manager, Platinum Card* di Providian Financial (2000-2002), serta *Strategic Alliance and Platinum Product Head AVP, Credit Card* di Citibank N.A. Indonesia (2002-2003). Beliau kemudian menempati posisi sebagai *Vice President of Product Management* (2003-2005) dan *Vice President of Marketing, Business Analytics & Service Quality* (2005-2006) di Standard Chartered Bank. Kariernya berlanjut sebagai *SVP of Analytics, Portfolio Management and Personal Loans* di PT Bank Danamon Indonesia Tbk (2006-2008), *Director of Business Management* di PT Adira Quantum Multifinance/Consumer Finance (2008-2009), serta *President Director* di PT Adira Quantum Multifinance/Consumer Finance (2009-2014). Selanjutnya, Beliau menjabat sebagai *Executive Director, Head of Personal Financial Services* (*Consumer Banking*) di PT United Overseas Bank Indonesia/Bank UOB Indonesia (2014-2017), dan terakhir sebagai *President Director* di PT Bussan Auto Finance (2017-2025).

Rangkap Jabatan

Tidak memiliki rangkap jabatan di perusahaan lain.

Hubungan Afiliasi

Tidak memiliki hubungan keuangan, kepengurusan, dan kekeluargaan dengan anggota Direksi lainnya, Dewan Komisaris, serta Pemegang Saham Utama dan Pengendali.

Educational Background

She earned a Bachelor of Arts in Business Administration with a focus on Marketing and Finance from the University of Washington, USA. She subsequently obtained a Master of Business Administration (MBA) with a concentration in Marketing from the University of San Francisco, USA.

List of Positions Held in Company

Serving as Director of the Company (since 2025) with a term of office until 2027 pursuant to the Deed of Statement of Meeting Resolution of PT Sinar Mas Multiartha Tbk No. 62 dated 18 November 2025.

Work Experience

She began his career as a Product Manager at Citibank N.A. Jakarta (1994-1998). She subsequently served as Finance Manager at LSK International (1998-1999), Marketing Program Manager/Product Manager, Platinum Card at Providian Financial (2000-2002), and Strategic Alliance and Platinum Product Head AVP, Credit Card at Citibank N.A. Indonesia (2002-2003). She then held the positions of Vice President of Product Management (2003-2005) and Vice President of Marketing, Business Analytics & Service Quality (2005-2006) at Standard Chartered Bank. Her career continued as SVP of Analytics, Portfolio Management and Personal Loans at PT Bank Danamon Indonesia Tbk (2006-2008), Director of Business Management at PT Adira Quantum Multifinance/Consumer Finance (2008-2009), and President Director at PT Adira Quantum Multifinance/Consumer Finance (2009-2014). She subsequently served as Executive Director, Head of Personal Financial Services (Consumer Banking) at PT United Overseas Bank Indonesia/Bank UOB Indonesia (2014-2017), and most recently as President Director at PT Bussan Auto Finance (2017-2025).

Concurrent Position

Does not have any concurrent position in other companies.

Affiliation Relationship

He has no financial, management, and family relationship with the other members of the Board of Directors, Board of Commissioners, as well as with the Main and Controlling Shareholders.

Perubahan Komposisi Anggota Direksi dan Alasan Perubahannya

Pada tahun 2025, terjadi perubahan komposisi Direksi Perseroan. Ibu Lili Wijata mengundurkan diri pada 19 Februari 2025 dan kemudian digantikan oleh Ibu Tjong Huei Wey berdasarkan Keputusan RUPS Luar Biasa tanggal 19 Juni 2025. Selanjutnya, melalui Keputusan RUPS Luar Biasa tanggal 18 November 2025, Perseroan menyetujui pengunduran diri Ibu Ferita serta mengangkat Ibu Lynn Ramli sebagai penggantinya. Pada RUPS yang sama, Perseroan juga mengangkat Bapak Eric Buntoro sebagai Wakil Presiden Direktur Perseroan.

Dengan demikian, susunan Direksi Perseroan menjadi sebagai berikut.

Direktur Utama	: Burhanuddin Abdullah
Wakil Direktur Utama	: Eric Buntoro
Direktur	: Agus Leman Gunawan
Direktur	: Felix
Direktur	: Ir. Dumoly Freddy Pardede
Direktur	: Tjong Huei Wey
Direktur	: Lynn Ramli

Changes in the Composition of the Board of Directors and Reasons for the Changes

In 2025, there was a change in the composition of the Company's Board of Directors. Mrs. Lili Wijata resigned on 19 February 2025 and was subsequently replaced by Mrs. Tjong Huei Wey pursuant to the Resolution of the Extraordinary GMS dated 19 June 2025. Furthermore, through the Resolution of the Extraordinary GMS dated 18 November 2025, the Company approved the resignation of Mrs. Ferita and appointed Mrs. Lynn Ramli as her replacement. At the same GMS, the Company also appointed Mr. Eric Buntoro as Vice President Director of the Company.

Thus, the composition of the Company's Board of Directors is as follows.

President Director	: Burhanuddin Abdullah
Vice President Director	: Eric Buntoro
Director	: Agus Leman Gunawan
Director	: Felix
Director	: Ir. Dumoly Freddy Pardede
Director	: Tjong Huei Wey
Director	: Lynn Ramli



Profil Perusahaan
Company Profile



3



Identitas Perusahaan
Corporate Identity

Nama Perusahaan
Company Name

PT Sinar Mas Multiartha Tbk

Status Perusahaan
Company Status

Perusahaan Terbuka.
Public Company.

Bidang Usaha
Line of Business

Aktivitas Keuangan dan Asuransi, Aktivitas Profesional, Ilmiah dan Teknis, serta Perdagangan Besar yang diwakili oleh Entitas Anak.

Financial and Insurance Activities, Professional, Scientific and Technical Activities, and Wholesaler, represented by the Subsidiaries.

Tanggal Pendirian
Date of Establishment

21 Oktober 1982 atas nama PT Internas Arta Leasing Company.

21 October 1982 under the name of PT Internas Arta Leasing Company.

Dasar Hukum Pendirian
Legal Basis of Establishment

Akta Notaris Benny Kristianto, SH No. 60 yang telah disahkan oleh Menteri Kehakiman Republik Indonesia melalui Surat Keputusan No. C2-6537.HT.01.01.Th.83 tanggal 30 September 1983.

Notarial Deed of Benny Kristianto, SH No. 60 which has been legalized by the Minister of Justice of the Republic of Indonesia under Decree No. C2-6537.HT.01.01.Th.83 dated 30 September 1983.

Kantor Pusat [POJK.51-C.2]
Head Office

Menara Tekno Lt. 7 / 7th Fl.
Jl. Fachruddin No. 19
Jakarta Pusat / Central Jakarta 10250

(021) 392 5660
(021) 392 5788
multiartha@smma.co.id
www.smma.co.id

Tanggal dan Dasar Hukum Perubahan Nama
Date and Legal Basis of the Company Name Change

- 1 Mei 1989 menjadi PT Internas Arta Finance Company, disahkan melalui Akta No. 15 tertanggal 1 Mei 1989 dari Benny Kristianto, SH, notaris di Jakarta, dan telah mendapat persetujuan dari Menteri Kehakiman Republik Indonesia tanggal 2 Agustus 1989 melalui Surat Keputusan No. C2-6968.HT.01.04.Th.89. Akta ini telah didaftarkan ke Kantor Pengadilan Negeri Jakarta Barat tanggal 16 Agustus 1989 dengan No. 1109/1989; dan
- 25 Februari 1995 menjadi PT Sinar Mas Multiartha Tbk, disahkan melalui Akta No. 218 tertanggal 25 Februari 1995 dari Veronica Lily Dharma, SH, notaris di Jakarta, dan telah mendapat persetujuan dari Menteri Kehakiman Republik Indonesia melalui Surat Keputusan No. C2-5573.HT.01.04.Th.95 tanggal 5 Mei 1995.

- 1 May 1989 changed into PT Internas Arta Finance Company, legalized by Deed No. 15 dated 1 May 1989 of Benny Kristianto, SH, public notary in Jakarta, and has been approved by the Minister of Justice of the Republic of Indonesia under Decree No. C2-6968.HT.01.04.Th.89 dated 2 August 1989. The deed has been registered at West Jakarta District Court on 16 August 1989 under No. 1109/1989; and
- 25 February 1995 changed into PT Sinar Mas Multiartha Tbk, legalized by Deed No. 218 dated 25 February 1995 of Veronica Lily Dharma, SH, public notary in Jakarta, and has been approved by the Minister of Justice of the Republic of Indonesia under Decree No. C2-5573.HT.01.04.Th.95 dated 5 May 1995.

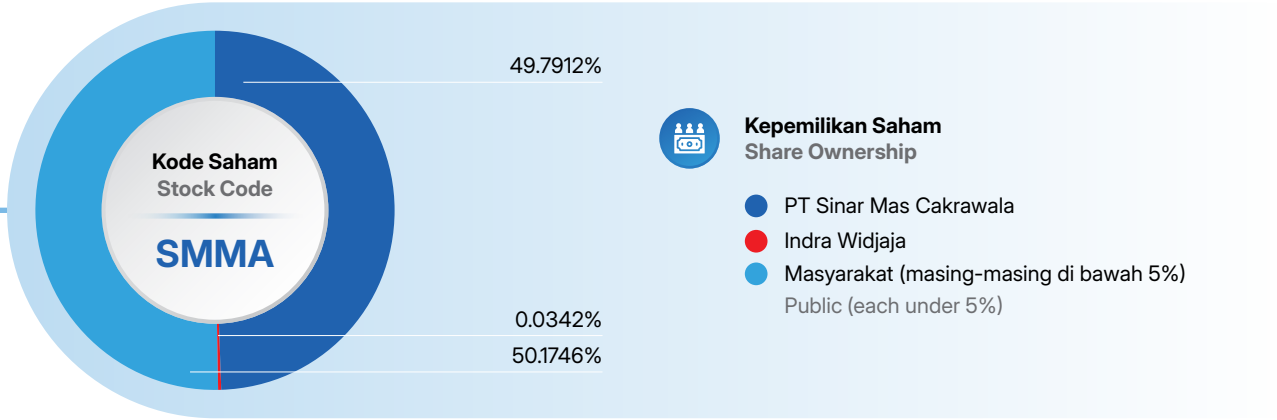

Tanggal Pencatatan Saham
Stock Listing Date

5 Juli 1995.
5 July 1995.

Jumlah Saham yang Beredar
Number of Outstanding Shares

6.367.664.717 lembar saham.
6,367,664,717 shares.

Modal Dasar
Authorized Capital

Rp2.849.487.360.000,-
(dari 21.513.629.568 lembar saham)
Rp2,849,487,360,000
(of 21,513,629,568 shares)

Modal Disetor
Paid-Up Capital

Rp1.334.890.874.900.000,-
Rp1,334,890,874,900,000

Akta Perubahan Terakhir
Deed of the Last Amendment

Akta No. 76 tertanggal 19 Juni 2025 dari Aulia Taufani, SH, notaris di Jakarta, sehubungan tentang perubahan Direksi dan Komisaris. Perubahan Anggaran Dasar ini telah diterima dan dicatat oleh Menteri Hukum dan Hak Asasi Manusia dengan Surat Keputusan No. AHU-AH.01.09-0303471 tanggal 26 Juni 2025.

Deed No. 76 dated 19 June 2025 of Aulia Taufani, SH, Notary in Jakarta, concerning changes in the Board of Directors and the Board of Commissioners. The amendment to the Articles of Association has been received and recorded by the Minister of Law and Human Rights pursuant to Decree No. AHU-AH.01.09-0303471 dated 26 June 2025.

Total Karyawan
Total Employee

Perseroan : 60 orang
Entitas Anak : 8.851 orang
(per Desember 2025)

Company : 60 employees
Subsidiaries : 8,851 employees
(per December 2025)

Perubahan yang Bersifat Signifikan [POJK.51-C.6]
Significant Changes

Perubahan yang bersifat signifikan bagi Perseroan selama tahun 2025, yakni:

1. Melakukan divestasi dengan menjual seluruh kepemilikan saham pada PT Sinarmas Futures dan PT Kebayoran Parama Propetindo; dan
2. Mendirikan PT Sinar Mas Asuransi Syariah bersama dengan PT Asuransi Sinar Mas pada 22 April 2025.

Throughout 2025, the Company had several significant changes, namely:

1. Conducted a divestment by selling the entire share ownership of the Company on PT Sinarmas Futures and PT Kebayoran Parama Propetindo; and
2. Established PT Sinar Mas Asuransi Syariah and PT Asuransi Sinar Mas on 22 April 2025.

Riwayat Singkat
Brief History of the Company

Perjalanan PT Sinar Mas Multiartha Tbk ("Perseroan") dimulai pada 21 Oktober 1982 dengan nama PT Internas Arta Leasing Company, yang berfokus pada bidang pembiayaan, termasuk sewa guna usaha, anjak piutang, dan pembiayaan konsumen.

The journey of PT Sinar Mas Multiartha Tbk ("the Company") began on 21 October 1982 under the name PT Internas Arta Leasing Company, focusing on financing activities, including leasing, factoring, and consumer financing.



Seiring perkembangan usaha dan peluang pertumbuhan di sektor keuangan, nama Perseroan diubah menjadi PT Internas Arta Finance Company pada tahun 1989, dan selanjutnya menjadi PT Sinar Mas Multiartha Tbk pada 25 Februari 1995. Perubahan ini menandai langkah strategis untuk memperkuat sinergi dengan Grup Sinar Mas sekaligus memperluas cakupan layanan keuangan yang terintegrasi.

Dalam rangka memperkuat struktur permodalan, Perseroan mencatatkan saham di Bursa Efek Indonesia pada 5 Juli 1995. Sejak saat itu, Perseroan memperluas kegiatan usaha melalui pembentukan dan pengembangan Entitas Anak di berbagai sektor, termasuk perdagangan, industri, transportasi, real estat, dan jasa keuangan. Perseroan terus mengoptimalkan kinerja di seluruh lini usaha serta memperkuat sinergi antarunit untuk meningkatkan daya saing dan memastikan keberlanjutan pertumbuhan.

Seiring dengan perkembangan usaha, Perseroan terus memperkuat fondasi bisnis melalui pengembangan Entitas Anak serta perluasan kegiatan usaha di berbagai sektor strategis. Dukungan sinergi dalam Grup Sinar Mas serta penguatan tata kelola dan manajemen risiko memungkinkan Perseroan untuk menjaga kinerja yang berkelanjutan serta meningkatkan daya saing di industri jasa keuangan yang terus berkembang.

In line with business development and growth opportunities in the financial sector, the Company's name was changed to PT Internas Arta Finance Company in 1989, and subsequently to PT Sinar Mas Multiartha Tbk on 25 February 1995. This change marked a strategic step to strengthen synergy with the Sinar Mas Group while expanding the scope of its integrated financial services.

To strengthen its capital structure, the Company listed its shares on the Indonesia Stock Exchange on 5 July 1995. Since then, the Company has expanded its business activities through the establishment and development of Subsidiaries in various sectors, including trading, industry, transportation, real estate, and financial services. The Company continues to optimize performance across all business lines and enhance synergy among units to improve competitiveness and ensure sustainable growth.

On track with its business development, the Company continues strengthening the business foundation via development of Subsidiaries and expansion of business activities in various strategic sectors. The synergy within Sinar Mas Group, as well as strengthening of governance and risk management enables the Company to maintain sustainable performance while enhancing its competitiveness in the evolving financial services industry.

Struktur Organisasi
Organization Structure

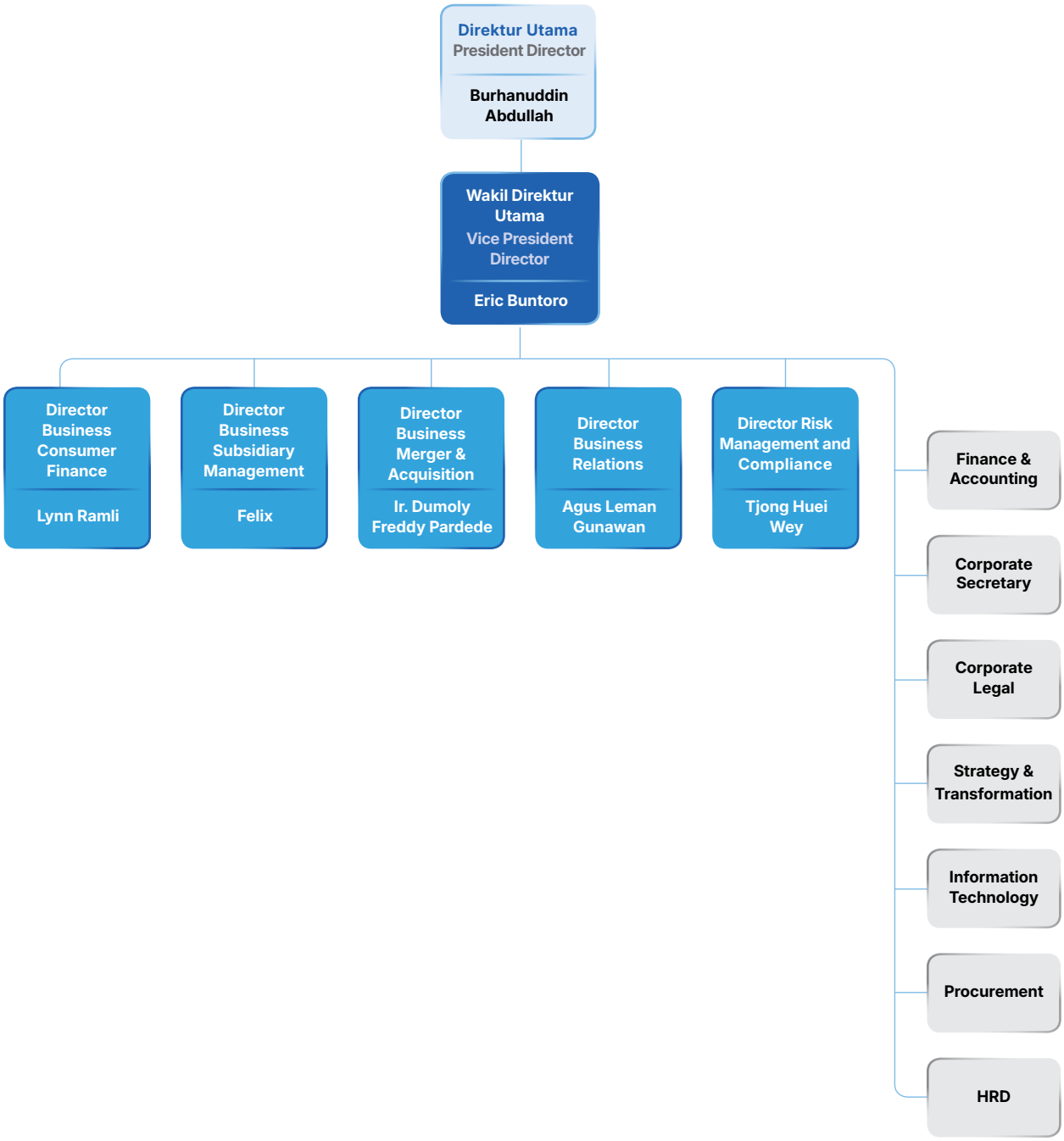

Jejak Langkah
Milestones

1982

Perseroan didirikan dengan nama PT Internas Arta Leasing Company.

The Company was established under the name of PT Internas Arta Leasing Company.

1989

Perseroan berubah nama menjadi PT Internas Arta Finance Company.

The Company changed its name to PT Internas Arta Finance Company.

1995

- Perseroan berubah nama menjadi PT Sinar Mas Multiartha Tbk; dan
- Perseroan memperoleh pernyataan efektif dari Badan Pengawas Pasar Modal dan Lembaga Keuangan (Bapepam) (*initial public offering*) dan mencatatkan sahamnya di Pasar Modal, yaitu PT Bursa Efek Jakarta dan PT Bursa Efek Surabaya.
- The Company changed its name to PT Sinar Mas Multiartha Tbk; and
- The Company obtained effective letter from the Capital Market Supervisory Agency (Bapepam) to conduct initial public offering and to list its shares in Jakarta Stock Exchange and Surabaya Stock Exchange.

1996

- Perseroan mengganti bidang usahanya, semula pembiayaan menjadi *holding company*, sedangkan untuk kegiatan pembiayaan dialihkan kepada PT Sinar Mas Multifinance; dan
- Perseroan melakukan Penawaran Umum Terbatas I dalam rangka penerbitan Hak Memesan Efek Terlebih Dahulu (HMETD).
- The Company changed its line of business from financing to holding company, and transferred its financing activities to PT Sinar Mas Multifinance; and
- The Company launched Right Issue I through Limited Public Offering I.

2003

- Perseroan melaksanakan *Reverse Stock Split* (peningkatan nilai nominal saham) dan penambahan seri saham;
- Perseroan melaksanakan Penawaran Umum Terbatas II dalam rangka penerbitan HMETD; dan
- The Company conducted Reverse Stock Split and issued additional series of shares;
- The Company launched Right Issue II through Limited Public Offering II; and

2003

- Perseroan telah melakukan tambahan investasi pada PT Jakarta Teknologi Utama Motor, PT Arthamas Solusindo, PT Shinta Utama, PT Sinar Mas Multifinance, dan penyertaan modal pada PT Asuransi Sumit Oto.
- The Company increased its investment at PT Jakarta Teknologi Utama Motor, PT Arthamas Solusindo, PT Shinta Utama, PT Sinar Mas Multifinance, and capital at PT Asuransi Sumit Oto.

2005

Perseroan melaksanakan Penawaran Umum Terbatas III dalam rangka penerbitan HMETD.

The Company launched Right Issue III through Limited Public Offering III.

2008

Perseroan menyelenggarakan Penawaran Umum Terbatas IV dalam rangka penerbitan HMETD.

The Company launched Right Issue IV through Limited Public Offering IV.

2011

- Perseroan melakukan tambahan investasi pada PT Jakarta Teknologi Utama Motor dan PT Sinar Mas Multifinance; dan
- Pada 11 Juli 2011, Perseroan menjual 50% saham PT Asuransi Jiwa Sinarmas kepada MSI. Aksi korporasi ini menyebabkan Entitas Anak tersebut melakukan perubahan nama menjadi PT MSIG Life Insurance Indonesia Tbk (dahulu PT Asuransi Jiwa Sinarmas MSIG Tbk).
- The Company increased its investment at PT Jakarta Teknologi Utama Motor and PT Sinar Mas Multifinance; and
- On 11 July 2011, the Company sold 50% of its shares at PT Asuransi Jiwa Sinarmas to MSI. As a result of this corporate action, there was a change in the name of the Subsidiary to PT MSIG Life Insurance Indonesia Tbk (formerly PT Asuransi Jiwa Sinarmas MSIG Tbk).

2012

Perseroan melakukan tambahan investasi pada PT Sinar Mas Multifinance, PT Jakarta Teknologi Utama, PT Shinta Utama, dan PT AB Sinar Mas Multifinance.

The Company increased its investment at PT Sinar Mas Multifinance, PT Jakarta Teknologi Utama, PT Shinta Utama, and PT AB Sinar Mas Multifinance.

2013

- Pada 5 Februari 2013, Perseroan mengonversi seluruh pinjaman pada Global Asian Investment Limited (GAI) menjadi modal dasar sebesar HKD3.999.999;
- On 5 February 2013, the Company converted a total HKD3,999,999 loan to Global Asian Investment Limited (GAI) into authorized capital;

1982 - 2003

2003 - 2013

2013

- Pada 1 Maret 2013, Perseroan menjual seluruh saham PT Oto Multiartha dan PT Summit Oto Finance yang dimiliki;
- Perseroan telah melakukan tambahan investasi pada PT Jakarta Teknologi Utama dan PT Sinar Mas Multifinance;
- Pada 17 Juni 2013, Perseroan telah melaksanakan penjualan saham sebesar 35,19% yang ada pada PT Super Wahana Tehno; dan
- Pada September 2013, Perseroan melakukan akuisisi 99,99% saham dari PT Rizki Lancar Sentosa.

- On 1 March 2013, the Company sold all its shares at PT Oto Multiartha and PT Summit Oto Finance;
- The Company increased its investment at PT Jakarta Teknologi Utama and PT Sinar Mas Multifinance;
- On 17 June 2013, the Company sold 35.19% of its shares at PT Super Wahana Tehno; and
- In September 2013, the Company acquired 99.99% shares of PT Rizki Lancar Sentosa.

2014

- Pada Juni 2014, PT Asuransi Sinar Mas mengumumkan dan membagikan dividen kepada PT Sinar Mas Multiartha Tbk dan PT Sinar Mas Multifinance sebesar Rp276 miliar; dan
- Perseroan telah melakukan investasi antara lain pada Juni 2014 kepada PT Wapindo Jasaartha sebesar Rp1,5 miliar dan pada Agustus 2014 kepada PT Sinar Artha Konsulindo sebesar Rp50 juta.

- In June 2014, PT Asuransi Sinar Mas distributed a total of Rp276 billion dividend to PT Sinar Mas Multiartha Tbk and PT Sinar Mas Multifinance; and
- The Company made Rp1.5 billion investment to PT Wapindo Jasaartha in June 2014 and Rp50 million to PT Sinar Artha Konsulindo in August 2014.

2015

- Pada 12 Juni 2015, Perseroan telah melakukan Rapat Umum Pemegang Saham Tahunan dan Rapat Umum Pemegang Saham Luar Biasa;
- Pada Juni 2015 ini juga Perseroan telah melakukan penyertaan modal pada PT Sinarmas Hana Finance sebesar Rp22,5 miliar;
- Pada bulan Oktober 2015, Entitas Anak, yaitu PT Asuransi Sinar Mas telah melakukan pembelian 50% saham PT Asuransi Jiwa Mega Life dari Pemegang Saham lama, yaitu PT Mega Corpora, yang diikuti dengan perubahan nama menjadi PT Asuransi Simas Jiwa;

- On 12 June 2015, the Company conducted Annual General Meeting of Shareholders and Extraordinary General Meeting of Shareholders;
- In June 2015, the Company made Rp22.5 billion capital investment to PT Sinarmas Hana Finance;
- In October 2015, the Company's Subsidiary, PT Asuransi Sinar Mas bought 50% shares of PT Asuransi Jiwa Mega Life from its previous Shareholder, PT Mega Corpora, and changed its name to PT Asuransi Simas Jiwa;

2013 - 2015

2015

- Pada 20 November 2015, Perseroan melakukan RUPS Luar Biasa yang antara lain menyetujui rencana Perseroan untuk melakukan penambahan modal tanpa hak memesan efek terlebih dahulu (PMTHMETD) sebesar 10% dari seluruh saham yang telah ditempatkan dan disetor penuh dalam Perseroan atau sebanyak 623.780.871 saham Seri B dengan nilai nominal Rp100,- per saham; dan
- Pada 15 Desember 2015, Perseroan melaksanakan keterbukaan informasi tentang pemberitahuan pelaksanaan PMTHMETD Tahap I sejumlah 119.856.000 saham dengan nilai nominal Rp100,- per lembar saham dengan harga pelaksanaan sebesar Rp5.006,- per lembar saham kepada investor yaitu PT Summit Auto Group, di mana pihak yang akan menerima saham tersebut bukanlah Pihak Berelasi/Afiliasi dari Pemegang Saham Pengendali, Dewan Komisaris, dan Direksi Perseroan. Selain itu, pelaksanaan PMTHMETD Tahap I tersebut serta pencatatan saham baru di Bursa Efek Indonesia dilakukan pada 22 Desember 2015.

- On 20 November 2015, the Company through Extraordinary GMS, gave an approval to the Company's plan to increase 10% of its paid-up capital or 623,780,871 Series B shares with nominal value Rp100 per share by issuing new shares through a Right Issue; and
- On 15 December 2015, the Company announced that it will issue 119,856,000 new shares with nominal value Rp100 per share and exercise price of Rp5,006 per shares to PT Summit Auto Group, an investor with no affiliation relationship with the Company's Controlling Shareholder, Board of Commissioners, and Board of Directors. Both Pre-Emptive Rights Phase I and listing of new shares in Indonesia Stock Exchange is held on 22 December 2015.

2016

- Perseroan menambah investasi pada PT Oto Multiartha sebesar Rp139 miliar dan PT Summit Oto Finance sebesar Rp366 miliar;
- Perseroan menjual seluruh saham PT Panji Ratu Jakarta kepada PT Surya Mitra Sejati;
- Perseroan melakukan penyertaan modal pada PT Century Tokyo Leasing Indonesia sebesar Rp45 miliar; dan
- Pada 16 Agustus 2016, Perseroan melangsungkan PMTHMETD sebanyak 10.000.000 saham Seri B dengan jumlah dana yang diperoleh sebesar Rp50,06 miliar.

- The Company increased its investment at PT Oto Multiartha by Rp139 billion and PT Summit Oto Finance by Rp366 billion;
- The Company sold all of its shares at PT Panji Ratu Jakarta to PT Surya Mitra Sejati;
- The Company made Rp45 billion capital investment at PT Century Tokyo Leasing Indonesia; and
- On 16 August 2016, the Company issued 10,000,000 Series B shares equivalent to Rp50.06 billion through a Right Issue.

2015 - 2016

2017

- Perseroan melakukan penyertaan modal pada beberapa Entitas Anak, yakni PT Asuransi Simas Jiwa Syariah sebesar Rp75 miliar, PT Reasuransi Nusantara Makmur sebesar Rp3 miliar, serta PT Dana Pinjaman Inklusif sebesar Rp55 juta;
- Perseroan menambah setoran modal pada PT Pasar Dana Pinjaman sebesar Rp2,5 miliar, PT AB Sinar Mas Multifinance berturut-turut sebesar Rp220 miliar dan sebesar Rp30 miliar, serta pada PT Sinar Mas Multifinance sebesar Rp150 miliar;
- Perseroan membeli saham PT Asuransi Simas Net sebanyak 14.000 lembar saham atau sebesar Rp14 miliar dari PT Asuransi Sinar Mas dan melakukan tambahan setoran modal pada PT Asuransi Simas Net tersebut sebesar Rp7,5 miliar; dan
- Pada 2 Juni 2017, Perseroan mengonversi PMTHMETD saham seri B yang telah ditukar menjadi saham sebanyak 129.856.000 saham sehingga jumlah saham Seri A dan Seri B sebanyak 6.367.664.717 saham.

- The Company made a capital investment of Rp75 billion at PT Asuransi Simas Jiwa Syariah, Rp3 billion at PT Reasuransi Nusantara Makmur, and Rp55 million at PT Dana Pinjaman Inklusif;
- The Company increased its paid-up capital at PT Pasar Dana Pinjaman by Rp2.5 billion, PT AB Sinar Mas Multifinance by Rp220 billion and Rp30 billion, and at PT Sinar Mas Multifinance by Rp150 billion;
- The Company bought 14,000 shares equivalent to Rp14 billion of PT Asuransi Simas Net shares from PT Asuransi Sinar Mas, and increased its paid-up capital at PT Asuransi Simas Net by Rp7.5 billion; and
- On 2 June 2017, the Company converted 129,856,000 Series B shares, thus the Company's total Series A and Series B was 6,367,664,717 shares.

2018

Perseroan melakukan tambahan setoran modal/investasi pada Entitas Anak, yaitu:

- PT Oriente Mas Sejahtera sebesar Rp3,9 miliar;
- PT Dana Pinjaman Inklusif sebesar Rp2,5 miliar;
- PT Jakarta Teknologi Utama sebesar Rp50 miliar;
- PT Sinar Mas Multifinance sebesar Rp40 miliar;
- PT Asuransi Simas Net sebesar Rp39 miliar;
- PT Peduli Sehat Gotong Royong sebesar Rp6.375 miliar; dan
- PT SGMW Multifinance Indonesia sebesar Rp38 miliar.

The Company increased its paid-up capital at the following Subsidiaries:

- PT Oriente Mas Sejahtera by Rp3.9 billion;
- PT Dana Pinjaman Inklusif by Rp2.5 billion;
- PT Jakarta Teknologi Utama by Rp50 billion;
- PT Sinar Mas Multifinance by Rp40 billion;
- PT Asuransi Simas Net by Rp39 billion;
- PT Peduli Sehat Gotong Royong by Rp6,375 billion; and
- PT SGMW Multifinance Indonesia by Rp38 billion.

2017 - 2018

2019

- Perseroan membeli seluruh saham PT Dana Pinjaman Inklusif milik PT Arthamas Solusindo sebanyak 45 lembar saham atau sebesar Rp45 juta;
- Perseroan membeli saham PT Sinar Mitra Sepadan Finance milik Orix Corporation Jepang sebanyak 82,5 ribu lembar saham Seri A dan 1,43 miliar lembar saham Seri B dengan jumlah pembelian sebesar Rp96,19 miliar;
- Perseroan melakukan penyertaan modal/investasi pada beberapa Entitas Anak, yaitu:
  - PT Dana Saham Bersama sebesar Rp4,99 miliar;
  - PT SGMW Multifinance Indonesia sebesar Rp76 miliar;
  - PT Jakarta Teknologi Utama sebesar Rp100 miliar;
  - PT Shinta Utama sebesar Rp247,52 miliar;
  - PT Rizki Lancar Sentosa sebesar Rp278 miliar; dan
- Perseroan menjual sebagian saham PT MSIG Life Insurance Indonesia Tbk (dahulu PT Asuransi Jiwa Sinarmas MSIG Tbk) sebanyak 393,75 juta saham biasa.

- The Company bought 45 shares equivalent to Rp45 million of PT Dana Pinjaman Inklusif from PT Arthamas Solusindo;
- The Company bought 82.5 thousand Series A shares and 1.43 billion Series B shares equivalent to Rp96.19 billion of PT Sinar Mitra Sepadan Finance from Orix Corporation Japan;
- The Company made capital investment at the following Subsidiaries:
  - PT Dana Saham Bersama by Rp4.99 billion;
  - PT SGMW Multifinance Indonesia by Rp76 billion;
  - PT Jakarta Teknologi Utama by Rp100 billion;
  - PT Shinta Utama by Rp247.52 billion;
  - PT Rizki Lancar Sentosa by Rp278 billion; and
- The Company sold 393.75 million of its ordinary shares at PT MSIG Life Insurance Indonesia Tbk (formerly PT Asuransi Jiwa Sinarmas MSIG Tbk).

2020

- Perseroan menjual seluruh saham PT Century Tokyo Leasing sebanyak 45 ribu saham;
- Perseroan menerbitkan PUB I Obligasi Sinar Mas Multiartha Tahap I dan II dengan Tingkat Bunga Tetap sebesar Rp875 miliar; dan
- Perseroan melakukan tambahan investasi/setoran modal kepada PT Sinartama Gunita, PT Sinar Artha Trading, PT Peduli Sehat Gotong Royong, PT Sinarmas Hana Finance, dan PT Digital Solusindo Nusantara.

- The Company sold 45 thousand shares (all shares) of PT Century Tokyo Leasing;
- The Company issued Sinar Mas Multiartha PUB I Bond Phase I and II with a Fixed Interest Rate amounting Rp875 billion; and
- The Company increased its investment/paid-up capital to PT Sinartama Gunita, PT Sinar Artha Trading, PT Peduli Sehat Gotong Royong, PT Sinarmas Hana Finance, and PT Digital Solusindo Nusantara.

2019 - 2020

2021

- Perseroan menerbitkan PUB II Obligasi Sinar Mas Multiartha Tahap I dengan Tingkat Bunga Tetap sebesar Rp705 miliar; dan
- Perseroan membentuk Entitas Anak baru, yakni PT Sistem Loka Triprima (SLT) dan PT Zimba Onix Mustika (ZOM) melalui PT Shinta Utama, PT Data Opal Terpadu (DOT) melalui PT Arthamas Solusindo, serta Sinar Mas Life Insurance (SLI) melalui Sinar Mas Insurance dan PT Asuransi Simas Jiwa.

- The Company issued Sinar Mas Multiartha SPO II Bond Phase I with a Fixed Interest Rate of Rp705 billion; and
- The Company forms new Subsidiaries, namely PT Sistem Loka Triprima (SLT) and PT Zimba Onix Mustika (ZOM) through PT Shinta Utama, PT Data Opal Terpadu (DOT) through PT Arthamas Solusindo, and Sinar Mas Life Insurance (SLI) through Sinar Mas Insurance and PT Asuransi Simas Jiwa.

2022

- Perseroan menerbitkan PUB II Obligasi Sinar Mas Multiartha Tahap II dan Tahap III dengan Tingkat Bunga Tetap masing-masing sebesar Rp1,85 triliun, Rp1,66 triliun, dan Rp784,72 miliar; dan
- Perseroan membentuk Entitas Anak baru, yakni PT Pasar Gadai Digital (PGD).

- The Company issued PUB II of Sinar Mas Multiartha Bonds Phase II and Phase III with Fixed Interest Rate of Rp1.85 trillion, Rp1.66 trillion, and Rp784.72 billion respectively; and
- The Company forms new Subsidiary, namely PT Pasar Gadai Digital (PGD).

2023

- Perseroan menerbitkan PUB II Obligasi Sinar Mas Multiartha Tahap IV dengan Tingkat Bunga Tetap sebesar Rp784,72 miliar;
- Perseroan melakukan pembelian seluruh saham PT Pasar Dana Pinjaman (Danamas);
- Perseroan mendirikan PT Bank Nano Syariah bersama PT Bank Sinarmas Tbk dan PT Asuransi Sinar Mas;
- Perseroan membentuk Entitas Anak baru, yakni PT Kreasi Retail Nusantara; dan
- Perseroan menjual seluruh saham PT Bima Multi Finance sebanyak 53.125.267 lembar saham.

- The Company issued PUB II of Sinar Mas Multiartha Bonds Phase IV with Fixed Interest Rate of Rp784.72 billion;
- The Company bought all shares of PT Pasar Dana Pinjaman (Danamas);
- The Company established PT Bank Nano Syariah with PT Bank Sinarmas Tbk and PT Asuransi Sinar Mas;
- The Company established new Subsidiary, namely PT Kreasi Retail Nusantara; and
- The Company sold all 53,125,267 shares of PT Bima Multi Finance.

2021 - 2023

2024

- Perseroan menerbitkan PUB III Obligasi Sinar Mas Multiartha Tahap I Tahun 2024 dengan Tingkat Bunga Tetap sebesar Rp1,5 triliun; dan
- Perseroan memberikan pinjaman kepada PT Sinar Mas Multifinance serta tambahan setoran modal/investasi kepada PT Sinarmas Ventura, PT Hyundai Capital Finance Indonesia, PT Liugong Finance Indonesia, dan PT Shinta Utama.

- The Company issued PUB III of Sinar Mas Multiartha Bonds Phase I of 2024 with Fixed Interest Rate of Rp1.5 trillion; and
- The Company provided a loan to PT Sinar Mas Multifinance and additional capital/investments to PT Sinarmas Ventura, PT Hyundai Capital Finance Indonesia, PT Liugong Finance Indonesia, and PT Shinta Utama.

2025

- **Perseroan menerbitkan PUB III Obligasi Sinar Mas Multiartha Tahap II Tahun 2025, Tahap III 2025, dan Tahap IV 2025 dengan Tingkat Bunga Tetap, masing-masing sebesar Rp800 miliar, Rp300 miliar, dan Rp1,05 triliun; dan**
- **Perseroan memberikan pinjaman kepada PT Sinar Mas Multifinance dan PT AB Sinar Mas Multifinance serta tambahan setoran modal/investasi kepada Global Asian Investments Limited, PT Sinar Mas Asuransi Syariah, PT Rizki Lancar Sentosa, dan PT Lembaga Sertifikasi Profesi Asuransi Kompetensi Indonesia (LSP AKASI).**

- **The Company issued Sinar Mas Multiartha PUB III Bond Phase II Year 2025, Phase III Year 2025, and Phase IV Year 2025 with Fixed Interest Rate, of Rp800 billion, Rp300 billion, and Rp1.05 trillion respectively; and**
- **The Company provided a loan to PT Sinar Mas Multifinance and PT AB Sinar Mas Multifinance, as well as additional capital/investment to Global Asian Investments Limited, PT Sinar Mas Asuransi Syariah, PT Rizki Lancar Sentosa, and PT Lembaga Sertifikasi Profesi Asuransi Kompetensi Indonesia (LSP AKASI).**

2024 - 2025

Visi, Misi, dan Nilai Perusahaan [POJK.51-C.1]
Vision, Mission, and Corporate Values

VISI Vision

"Mewujudkan SMMA sebagai penyedia jasa keuangan terpadu (*one stop integrated financial services*) yang terkemuka."

"To bring SMMA into the leading one stop integrated financial services."



MISI Mission

Melaksanakan prinsip bisnis yang saling menguntungkan dan saling mempercayai.
To carry out business principles of mutual benefit and mutual trust.

Memberikan pelayanan yang terbaik kepada klien, nasabah, dan investor.
To provide the best service to its clients, customers, and investors.

Meningkatkan kemampuan sumber daya manusia yang berkualitas.
To improve the capability of qualified human resources.

Menyediakan sumber daya manusia yang siap pakai bagi Perusahaan Anak.
To provide competent human resources for its Subsidiaries.

Menghasilkan pendapatan yang optimal bagi para Pemegang Saham.
To generate optimum revenue for Shareholders.

Meningkatkan penerapan prinsip-prinsip *Good Corporate Governance* dan Etika Bisnis.
To improve the implementation of Good Corporate Governance principles and Business Ethics.

Nilai Perusahaan
Corporate Values

Integritas
Integrity

Sikap Positif
Positive Attitude

Komitmen
Commitment

Peningkatan yang Berkelanjutan
Continuous Development

Loyalitas
Loyalty

Inovasi
Innovation

sinarmas multiartha

Review Visi dan Misi
Vision and Mission Review

Pada periode pelaporan, Dewan Komisaris bersama Direksi telah melakukan evaluasi atas Visi dan Misi Perseroan. Berdasarkan hasil evaluasi tersebut, Visi dan Misi yang berlaku dinilai tetap relevan serta selaras dengan strategi bisnis dan arah pertumbuhan Perseroan di masa mendatang.

During the reporting period, the Board of Commissioners and the Board of Directors conducted an evaluation of the Company's Vision and Mission. Based on the results of the evaluation, the existing Vision and Mission were deemed to remain relevant and aligned with the Company's business strategy and future growth direction.

Bidang Usaha [POJK.51-C.4]
Line of Business

Berdasarkan Anggaran Dasar, Bidang Usaha Perseroan, meliputi:
The Company Line of Business as Stated in the Articles of Association is as follows:

Bidang Keuangan dan Asuransi / Finance and Insurance Sector	
Aktivitas perusahaan *holding*.	Holding company activities.
Bidang Aktivitas Profesional Ilmiah dan Teknis / Science and Technical Professional Activities Sector	
• Aktivitas kantor pusat; dan • Aktivitas konsultan manajemen.	• Head office activities; and • Management consultant activities.
Bidang Perdagangan Besar / Wholesaler Sector	
• Perdagangan besar atas balas jasa (*fee*) atau kontrak; dan • Perdagangan besar berbagai macam barang.	• Wholesaler of fee or contract; and • Wholesaler of various kind of goods.

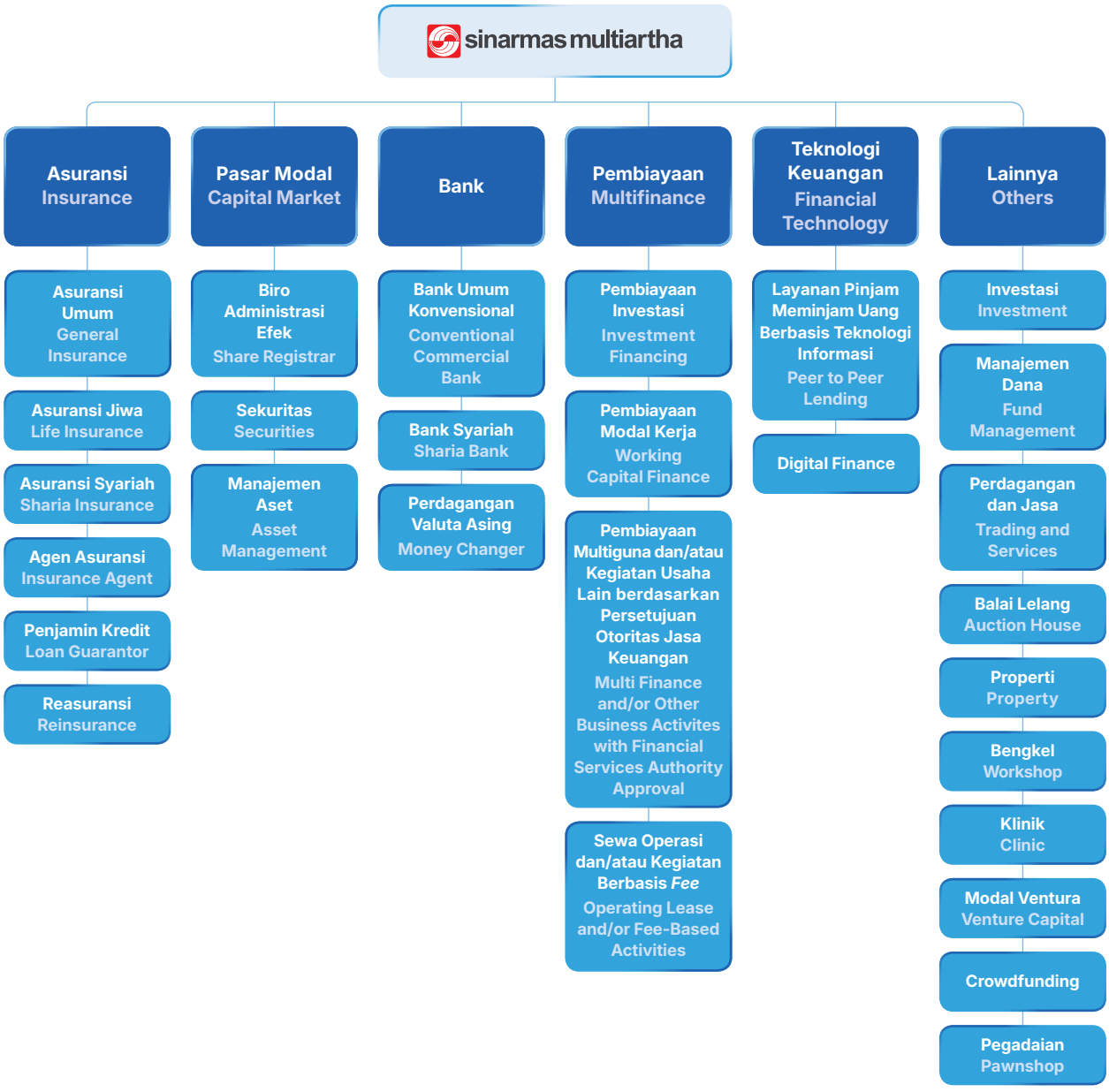

Wilayah Operasional [POJK.51-C.3]
Operational Areas



Catatan:
Seluruh aktivitas bisnis Perseroan terpusat di Jakarta. Namun, Perseroan memiliki Entitas Anak yang berdomisili di Hong Kong, Timor Leste, dan Tiongkok.

Notes:
All of the Company's business activities are centered in Jakarta. However, the Company has Subsidiaries domiciled in Hong Kong, Timor Leste, and China.

Struktur Korporasi
Corporate Structure

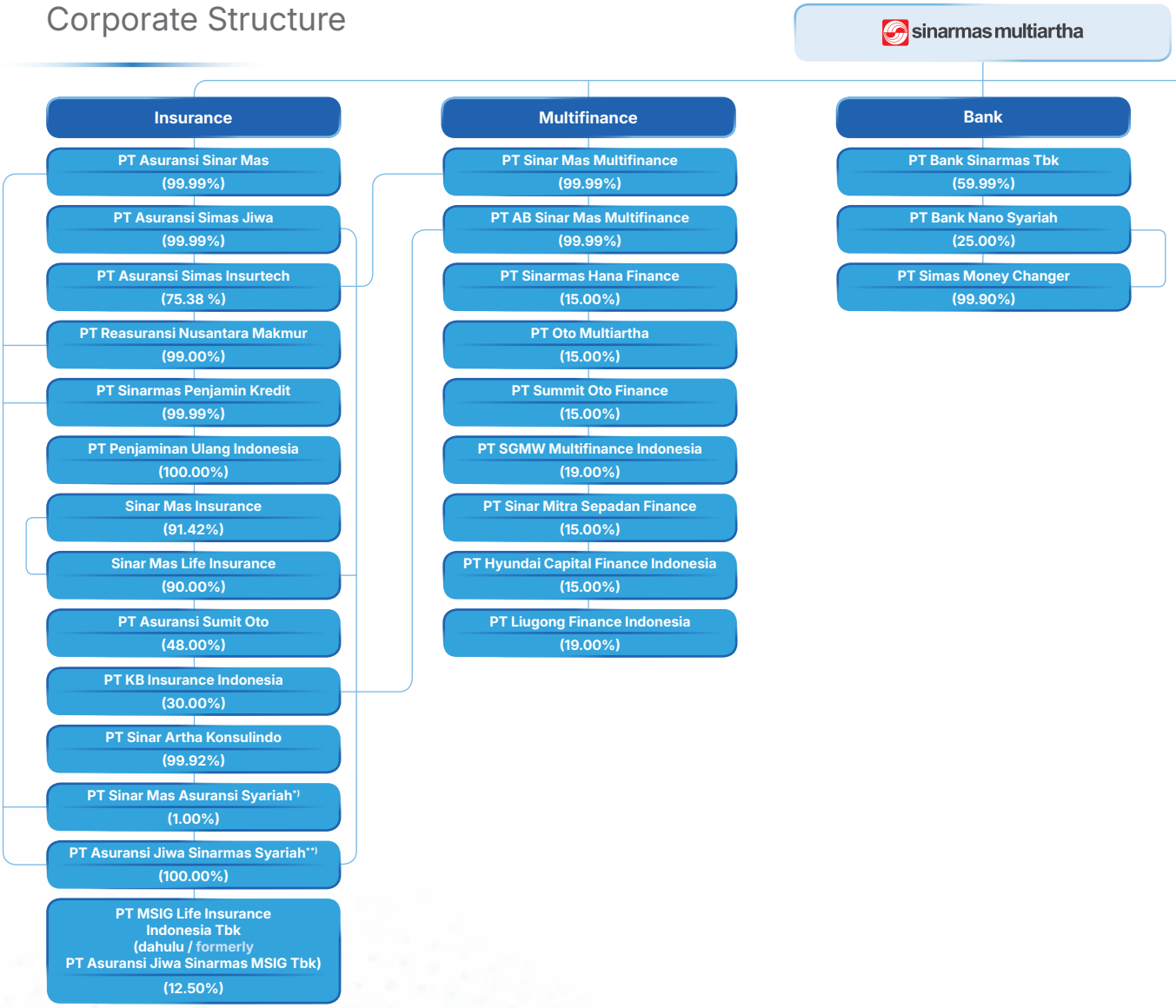

*) Mulai beroperasi Februari 2026. / Started its operation in February 2026.
**) Kepemilikan saham melalui PT Asuransi Simas Jiwa dan PT Asuransi Sinar Mas. / Share ownership through PT Asuransi Simas Jiwa and PT Asuransi Sinar Mas.


Securities
PT Sinarmas Sekuritas (99.99%)
PT Sinarmas Asset Management (99.98%)
PT Sinarmas Gunita (99.99%)
Fintech & Digital Finance
PT Pasar Dana Pinjaman (Danamas) (99.99%)
PT Dana Saham Bersama (99.99%)
PT Orientee Mas Sejahtera (15.00%)
PT Digital Solusindo Nusantara (99.99%)
PT Sistem Loka Triprima (99.92%)
PT Data Opal Terpadu (99.92%)
PT Dana Digital Group (1.69%)
Others
PT Shinta Utama (99.95%)
PT Rizki Lancar Sentosa (99.99%)
PT Arthamas Solusindo (99.99%)
PT Wapindo Jasaartha (99.96%)
PT Wapindo Jasa Farma (100.00%)
PT Simas Sehat Sejahtera (80.00%)
PT Arthamas Informatika (99.92%)
PT Balai Lelang Sinarmas (99.99%)
PT Sinar Artha Inforindo (99.92%)
PT Artha Bina Usaha (92.00%)
PT Sinar Artha Trading (99.99%)
PT Sinar Artha Solusindo (99.92%)
PT Peduli Sehat Gotong Royong (31.01%)
PT Sinar Mas Ventura (99.99%)
Global Asian Investment Limited (100.00%)
PT Jakarta Teknologi Utama (99.99%)
PT Techno Karya Utama (100.00%)
PT Tokoonderdil Karya Utama (100.00%)
PT Techno Mandiri Utama (100.00%)
PT Autopro Utama Perkasa (99.88%)
PT Pasar Gadai Digital (99.97%)
PT Zimba Onix Mustika (99.92%)
PT Kreasi Retail Nusantara (99.60%)
PT Berkat Surya Mandiri (100.00%)
PT Citra Grahareksa Abadi (75.00%)

Informasi Entitas Anak dan Entitas Asosiasi

Information on Subsidiaries and Associates

Perusahaan Company	Bidang Usaha Line of Business	Domisili Domicile	Total Aset (Sebelum Eliminasi)*) (jutaan Rupiah) Total Assets (Before Eliminations)*) (million Rupiah)	Kepemilikan Saham Share Ownership (%)	Status Operasi Status of Operations
Entitas Anak / Subsidiaries					
PT Bank Sinarmas Tbk	Bank Umum Konvensional Conventional Commercial Bank	Jakarta	57,303,096	**59.99**	Beroperasi sejak 1990 Operating since 1990
PT Bank Nano Syariah	Perbankan Syariah Sharia Banking	Jakarta	9,793,611	**25.00**	Beroperasi sejak 2024 Operating since 2024
PT Asuransi Sinar Mas	Asuransi Umum General Insurance	Jakarta	20,359,830	**99.99**	Beroperasi sejak 1986 Operating since 1986
PT Asuransi Simas Jiwa	Asuransi Jiwa Life Insurance	Jakarta	25,285,202	**99.99**	Beroperasi sejak 1995 Operating since 1995
PT Asuransi Simas Insurtech	Asuransi Umum General Insurance	Jakarta	3,200,270	**75.38**	Beroperasi sejak 2014 Operating since 2014
PT Reasuransi Nusantara Makmur	Reasuransi Reinsurance	Jakarta	6,776,799	**99.00**	Beroperasi sejak 2017 Operating since 2017
PT Sinar Mas Multifinance	Multifinance	Jakarta	4,743,511	**99.99**	Beroperasi sejak 1996 Operating since 1996
PT AB Sinar Mas Multifinance	Multifinance	Jakarta	923,007	**99.99**	Beroperasi sejak 1996 Operating since 1996
PT Sinarmas Sekuritas	Sekuritas Securities	Jakarta	2,149,395	**99.99**	Beroperasi sejak 1992 Operating since 1992
PT Sinarmas Asset Management	Aset Manajemen Management Asset	Jakarta	812,618	**99.98**	Beroperasi sejak 2012 Operating since 2012
PT Sinar Mas Ventura	Modal Ventura Venture Capital	Jakarta	52,517	**99.99**	Beroperasi sejak 2019 Operating since 2019
PT Sinartama Gunita	Biro Administrasi Efek Securities Administration Bureau	Jakarta	308,463	**99.99**	Beroperasi sejak 1992 Operating since 1992
PT Pasar Dana Pinjaman (Danamas)	Fintech	Jakarta	690,293	**99.99**	Beroperasi sejak 2017 Operating since 2017
PT Wapindo Jasaartha	Perdagangan dan Jasa Trading and Services	Jakarta	12,121	**99.96**	Beroperasi sejak 2000 Operating since 2000
PT Sinar Artha Konsulindo	Agen Asuransi Insurance Agent	Jakarta	1,693	**99.92**	Beroperasi sejak 2000 Operating since 2000
Sinar Mas Insurance	Asuransi Umum General Insurance	Republik Demokrasi Timor Leste Democratic Republic of Timor Leste	324,566	**91.42**	Beroperasi sejak 2011 Operating since 2011

*) Jumlah Aset (Sebelum Eliminasi) berdasarkan Catatan 1 Laporan Keuangan Konsolidasian Perseroan. / The Total Assets (Before Eliminations) based on Note 1 of the Company's Consolidated Financial Statements.

**) Kepemilikan saham melalui PT Asuransi Simas Jiwa dan PT Asuransi Sinar Mas. / Share ownership through PT Asuransi Simas Jiwa and PT Asuransi Sinar Mas.

Perusahaan Company	Bidang Usaha Line of Business	Domisili Domicile	Total Aset (Sebelum Eliminasi)*) (jutaan Rupiah) Total Assets (Before Eliminations)*) (million Rupiah)	Kepemilikan Saham Share Ownership (%)	Status Operasi Status of Operations
PT Simas Money Changer	Bank (Pedagang Valuta Asing) Money Changer	Jakarta	6,842	**99.90**	Beroperasi sejak 2007 Operating since 2007
PT Dana Saham Bersama	Securities Crowdfunding	Jakarta	1,479	**99.99**	Beroperasi sejak 2021 Operating since 2021
PT Shinta Utama	Perdagangan Umum dan Jasa General Trading and Services	Jakarta	2,939,687	**99.95**	Beroperasi sejak 2010 Operating since 2010
PT Rizki Lancar Sentosa	Properti Property	Jakarta	1,133,426	**99.99**	Beroperasi sejak 2011 Operating since 2011
PT Arthamas Solusindo	Teknologi Informasi Information Technology	Jakarta	1,856,116	**99.99**	Beroperasi sejak 2014 Operating since 2014
PT Arthamas Informatika	Teknologi Informasi Information Technology	Jakarta	847	**99.92**	Belum beroperasi Not yet in operation
PT Balai Lelang Sinarmas	Balai Lelang Auction Hall	Jakarta	15,573	**99.99**	Beroperasi sejak 2021 Operating since 2021
PT Sinar Artha Inforindo	Teknologi Informasi Information Technology	Jakarta	214	**99.92**	Belum beroperasi Not yet in operation
PT Artha Bina Usaha	Perdagangan dan Jasa Trading and Services	Jakarta	147	**92.00**	Belum beroperasi Not yet in operation
PT Sinar Artha Trading	Perdagangan Umum Trading and Services	Jakarta	1,099	**99.99**	Belum beroperasi Not yet in operation
PT Sinar Artha Solusindo	Perdagangan dan Jasa Trading and Services	Jakarta	799	**99.92**	Belum beroperasi Not yet in operation
Global Asian Investment Limited	Investasi Investment	Hong Kong	1,113	**100.00**	Beroperasi sejak 2012 Operating since 2012
PT Jakarta Teknologi Utama	Otomotif Automotive	Jakarta	688,922	**99.99**	Beroperasi sejak 1999 Operating since 1999
PT Autopro Utama Perkasa	Otomotif Automotive	Jakarta	61,883	**99.88**	Beroperasi sejak 2006 Operating since 2006
PT Wapindo Jasa Farma	Perdagangan dan Jasa Trading and Services	Jakarta	806	**100.00**	Beroperasi sejak 2020 Operating since 2020
PT Digital Solusindo Nusantara	Digital Finance	Jakarta	2,518	**99.99**	Belum beroperasi Not yet in operation

*) Jumlah Aset (Sebelum Eliminasi) berdasarkan Catatan 1 Laporan Keuangan Konsolidasian Perseroan. / The Total Assets (Before Eliminations) based on Note 1 of the Company's Consolidated Financial Statements.

**) Kepemilikan saham melalui PT Asuransi Simas Jiwa dan PT Asuransi Sinar Mas. / Share ownership through PT Asuransi Simas Jiwa and PT Asuransi Sinar Mas.

Perusahaan Company	Bidang Usaha Line of Business	Domisili Domicile	Total Aset (Sebelum Eliminasi)*) (jutaan Rupiah) Total Assets (Before Eliminations)*) (million Rupiah)	Kepemilikan Saham Share Ownership (%)	Status Operasi Status of Operations
PT Sinarmas Penjaminan Kredit	Penjaminan Guarantee	Jakarta	3,134,470	**99.99**	Beroperasi sejak 2019 Operating since 2019
PT Techno Mandiri Utama	Perdagangan Umum General Trading	Jakarta	1,380	**100.00**	Beroperasi sejak 2017 Operating since 2017
PT Techno Karya Utama	Perdagangan Umum General Trading	Jakarta	4,381	**100.00**	Beroperasi sejak 2017 Operating since 2017
PT Tokoonderdil Karya Utama	Perdagangan Umum General Trading	Jakarta	2,879	**77.20**	Beroperasi sejak 2017 Operating since 2017
PT Berkat Surya Mentari	Perdagangan Umum General Trading	Jakarta	314	**100.00**	Beroperasi sejak 2022 Operating since 2022
PT Citra Grahareksa Abadi	Perhutanan Forestry	Jakarta	34,957	**75.00**	Beroperasi sejak 2019 Operating since 2019
PT Data Opal Terpadu	Perdagangan dan Jasa Trading and Services	Jakarta	841,360	**99.92**	Belum beroperasi Not yet in operation
PT Zimba Onix Mustika	Properti, *Real Estate*, dan Lain-Lain Property, Real Estate, and Others	Jakarta	856,236	**99.92**	Belum beroperasi Not yet in operation
PT Sistem Loka Triprima	Digital Finance	Jakarta	694,040	**99.92**	Belum beroperasi Not yet in operation
Sinar Mas Life Insurance	Asuransi Insurance	Republik Demokrasi Timor Leste Democratic Republic of Timor Leste	157,661	**90.00**	Beroperasi sejak 2021 Operating since 2021
PT Pasar Gadai Digital	Pegadaian Pawnshop	Jakarta	3,580	**99.97**	Beroperasi sejak 2022 Operating since 2022
PT Kreasi Retail Nusantara	Perdagangan Umum General Trading	Jakarta	740	**99.60**	Belum beroperasi Not yet in operation
PT Penjaminan Ulang Indonesia	Penjaminan Ulang Konvensional Conventional Reinsurance	Jakarta	532,609	**100.00**	Proses perizinan Otoritas Jasa Keuangan (OJK) Licensing process by the Financial Services Authority (OJK)
PT Sinar Mas Asuransi Syariah	Asuransi Insurance	Jakarta	72	**1.00**	Beroperasi sejak Februari 2026 Operating since February 2026
PT Asuransi Jiwa Sinarmas Syariah	Asuransi Insurance	Jakarta	50	**100.00****)	Belum beroperasi Not yet in operation
PT Dana Digital Group	Digital Finance	Jakarta	14,311,221	**1.69**	Beroperasi sejak 2018 Operating since 2018
PT Simas Sehat Sejahtera	Perdagangan dan Jasa Trading and Services	Jakarta	1,308	**80.00**	Beroperasi sejak 2021 Operating since 2021

*) Jumlah Aset (Sebelum Eliminasi) berdasarkan Catatan 1 Laporan Keuangan Konsolidasian Perseroan. / The Total Assets (Before Eliminations) based on Note 1 of the Company's Consolidated Financial Statements.

**) Kepemilikan saham melalui PT Asuransi Simas Jiwa dan PT Asuransi Sinar Mas. / Share ownership through PT Asuransi Simas Jiwa and PT Asuransi Sinar Mas.

Perusahaan Company	Bidang Usaha Line of Business	Domisili Domicile	Total Aset (Sebelum Eliminasi)*) (jutaan Rupiah) Total Assets (Before Eliminations)*) (million Rupiah)	Kepemilikan Saham Share Ownership (%)	Status Operasi Status of Operations
Entitas Asosiasi / Associates					
PT Peduli Sehat Gotong Royong	Portal Web Web Portal	Jakarta	1,494	**31.01**	Beroperasi sejak 2018 Operating since 2018
PT SGMW Multifinance Indonesia	Multifinance	Jakarta	3,653,192	**19.00**	Beroperasi sejak 2018 Operating since 2018
PT Sinarmas Hana Finance	Multifinance	Jakarta	1,196,906	**15.00**	Beroperasi sejak 2015 Operating since 2015
PT Oto Multiartha	Multifinance	Jakarta	13,463,294	**15.00**	Beroperasi sejak 1994 Operating since 1994
PT Summit Oto Finance	Multifinance	Jakarta	16,584,896	**15.00**	Beroperasi sejak 1990 Operating since 1990
PT Orientee Mas Sejahtera	Fintech	Jakarta	5,634	**15.00**	Beroperasi sejak 2017 Operating since 2017
PT MSIG Life Insurance Indonesia Tbk (dahulu / formerly PT Asuransi Jiwa Sinarmas MSIG Tbk)	Asuransi Jiwa Life Insurance	Jakarta	15,871,202	**12.50**	Beroperasi sejak 1984 Operating since 1984
PT KB Insurance Indonesia	Asuransi Umum General Insurance	Jakarta	638,176	**30.00**	Beroperasi sejak 1997 Operating since 1997
PT Asuransi Sumit Oto	Asuransi Kerugian Loss Insurance	Jakarta	745,681	**48.00**	Beroperasi sejak 2011 Operating since 2011
PT Sinar Mitra Sepadan Finance	Multifinance	Jakarta	3,470,124	**15.00**	Beroperasi sejak 2001 Operating since 2001
PT Hyundai Capital Finance Indonesia	Multifinance	Jakarta	1,158,106	**15.00**	Beroperasi sejak 1996 Operating since 1996
PT Liugong Finance Indonesia	Multifinance	Jakarta	757,000	**19.00**	Proses perizinan OJK Licensing process by OJK

*) Jumlah Aset (Sebelum Eliminasi) berdasarkan Catatan 1 Laporan Keuangan Konsolidasian Perseroan. / The Total Assets (Before Eliminations) based on Note 1 of the Company's Consolidated Financial Statements.

**) Kepemilikan saham melalui PT Asuransi Simas Jiwa dan PT Asuransi Sinar Mas. / Share ownership through PT Asuransi Simas Jiwa and PT Asuransi Sinar Mas.

PT Bank Sinarmas Tbk

Alamat Kantor Pusat
Head Office Address

Sinar Mas Land Plaza
Tower I Lt. 1 & 2 / 1st & 2nd Fl.
Jl. MH Thamrin No. 51, Jakarta 10350
(021) 3199 0101 | (021) 3199 0401 | 150 0153/(021) 501 8888 | 0882 2150 0153
corporate.secretary@banksinarmas.com | care@banksinarmas.com
www.banksinarmas.com

Media Sosial
Social Media

Bank Sinarmas | @BankSinarmas | @BankSinarmas | Banksinarmasofficial
BankSinarmas | BankSinarmas

Profil Perusahaan

PT Bank Sinarmas Tbk (Bank Sinarmas) dibentuk melalui proses akuisisi PT Bank Shinta Indonesia, bank swasta nasional yang didirikan 18 Agustus 1989. Proses tersebut dilakukan tahun 2005, kemudian menetapkan PT Sinar Mas Multiartha Tbk (tergabung dalam Grup Sinar Mas) menjadi Pemegang Saham Utama dan Pengendali.

Setelah PT Sinar Mas Multiartha Tbk menjadi Pemegang Saham Utama dan Pengendali, Bank Shinta melakukan perubahan nama menjadi PT Bank Sinarmas, efektif sejak Desember 2006. Pergantian nama tersebut berdampak pada peningkatan performa Bank karena diiringi dengan penambahan fasilitas pelayanan nasabah secara bertahap.

Dampak positif lainnya terjadi tahun 2009 ketika Bank memperoleh izin untuk mendirikan Unit Usaha Syariah dari Bank Indonesia dan dapat melakukan kegiatan usaha Wali Amanat, setelah memperoleh pengesahan dari Bapepam (sekarang Otoritas Jasa Keuangan). Selain itu, pada 13 Desember 2010, dengan dukungan dari PT Sinar Mas Multiartha Tbk, Bank Sinarmas meningkatkan permodalan dalam rangka mendukung kegiatan usaha dengan melakukan Penawaran Saham Umum Perdana *(Initial Public Offering*/IPO) di Bursa Efek Indonesia.

Bank Sinarmas senantiasa menjalankan kegiatan usaha sesuai Anggaran Dasar dan ketentuan perundang-undangan yang berlaku serta berkomitmen untuk memberikan pelayanan yang terbaik bagi nasabah. Hingga akhir tahun 2025, kegiatan usaha

Company Profile

PT Bank Sinarmas Tbk (Bank Sinarmas) is established by acquiring PT Bank Shinta Indonesia, a local commercial bank that was established on 18 August 1989. The process was carried out in 2005, resulting in PT Sinar Mas Multiartha Tbk (part of Sinar Mas Group) being designated as the Main and Controlling Shareholder.

Following the establishment of PT Sinar Mas Multiartha Tbk as Main and Controlling Shareholder, Bank Shinta changed its name to PT Bank Sinarmas, effective since December 2006. The change of name has improved the Bank's performance which is reflected by a gradual increase in the customer service facility.

Other positive impact occurred on 2009 when the Bank obtained the license to establish Sharia Business Unit and to do business activities as Trustee following the approval from Capital Market Supervisory Agency (presently Financial Services Authorities). In addition, on 13 December 2010, with the support of PT Sinar Mas Multiartha Tbk, Bank Sinarmas increased its capital to support its business activities by launching an Initial Public Offering at Indonesia Stock Exchange.

Bank Sinarmas consistently carry out its business activities in line with the Articles of Associations and the prevailing laws and regulations, and is committed to provide the best services to its customers. Until the end of 2025, Bank Sinarmas' business



Bank Sinarmas didukung oleh 5.935 karyawan yang tersebar di 69 kantor cabang, 175 Kantor Cabang Pembantu, 32 Kantor Fungsional Operasional, dan 3 Kantor Fungsional UMK.

activities are backed up by 5,935 employees spread across 69 Branch Offices, 175 Sub-Branch Offices, 32 Operational Functional Offices, and 3 SME functional offices.

Produk dan Layanan
Products and Services

Personal Banking

Simpanan
Deposits

- Deposito / Time Deposit
- Deposito On Call / On-Call Deposits
- Tabungan Simas Diamond / Simas Diamond Savings
- Tabungan Simas Bisnis / Simas Bisnis Savings
- Tabungan Simas Gold / Simas Gold Savings
- Tabungan Simas Payroll / Simas Payroll Savings
- Tabungan Co-Branding / Co-Branding Savings
- Simas Tabungan Rencana / Simas Rencana Savings
- Tabunganku
- Tabungan Simpanan Pelajar (SIMPEL) / Simpanan Pelajar (SIMPEL) Savings
- Simac Basic Saving Account (BSA)
- Simas Valas
- Tabungan Simas Pemodal / Simas Pemodal Savings
- Tabungan Simas Investor / Simas Investor Savings
- Tabungan Simas Digi / Simas Digi Savings
- Tabungan Rekening Dana Nasabah / Customer Fund Account Savings
- Giro Sinarmas

Reksadana
Mutual Funds

- Danamas Rupiah Plus
- Danamas Dollar
- Danamas Pasti
- Danamas Stabil
- Simas Satu Prima
- Simas Syariah Berkembang
- Simas Satu
- Simas Saham Unggulan
- Simas Danamas Saham
- Simas Saham Maksima
- Reksa Dana Star Stable Income Fund / Star Stable Income Fund Mutual Fund
- Reksa Dana Simas Pendapatan Optima / Simas Pendapatan Optima Mutual Fund
- Reksa Dana Indeks Simas Sri Kehati / Simas Sri Kehati Index Mutual Fund
- Reksa Dana Indeks STAR Infobank 15 Kelas Utama / STAR Infobank 15 Index Mutual Fund (Primary Class)
- Reksa Dana Star Stable Income Fund Kelas Utama / Star Stable Income Fund (Primary Class)

Personal Banking

Bancassurance

- Simas KID
- Smile Hospital Plus
- Simas Income Protection
- Sinarmas Maxi Life
- Sinarmas Optima Plus
- Sinarmas Pension Plan
- Smile Flexi Link
- Smile Income Protection
- Smile EduKid
- Siji Fixed Link
- Star Investama Premium
- AsuransiKu
- Dana Kompensasi Pascakerja (DPK) DPLK Simas Jiwa / DPLK Simas Jiwa Post-Employment Compensation Fund (DPK)
- Program Pensiun Iuran Pasti (PPIP) DPLK Simas Jiwa / DPLK Simas Jiwa Defined Contribution Pension Plan Program (PPIP)

Layanan Investasi Reksadana
Mutual Funds Investment Service

Simas Investment Plan

Penjaminan
Guarantee

- Bank Garansi / Bank Guarantee
- Kontra Bank Garansi / Contra Bank Guarantee

Kartu Kredit
Credit Card

- Kartu Kredit Korporat / Corporate Credit Card
- Kartu Kredit Personal / Personal Credit Card

Business Banking

Pinjaman
Loan

- Simas KUK
- Simas KUK KUR
- Simas Agri
- Simas KTA Sawit/SMU Petani Sawit / Simas KTA Palm Oil/SMU Palm Oil Farmers
- Dana Usaha / Business Capital
- Back to Back
- Perluasan Agunan / Collateral Expansion
- Supply Chain Financing (SCF)
- Simas Dana Tunai (SDT) / Simas Cash Fund (SDT)
- SME Umum / General SME

Ekspor Impor
Export Import

- Penagihan Dokumen Impor Nasabah berbasis *Documentary Collection* / Customer Inward Documents Collection based on Documentary Collection
- Penagihan Dokumen Ekspor Nasabah berbasis *Documentary Collection* / Customer Outward Documents Collection based on Documentary Collection
- Penagihan Dokumen Ekspor Nasabah berbasis *Letter of Credit* (L/C) dan SKBDN / Customer Outward Documents Collection based on Letter of Credit (L/C) and SKBDN
- Penerbitan L/C Surat Kredit Berdokumen Dalam Negeri / Issuance of Domestic Documentary Letter of Credit L/C
- Negosiasi *Sight* LC/SKBDN / Negotiation of Sight LC/SKBDN
- Diskonto *Usance* L/C SKBDN / Discount Usance L/C SKBDN

Treasury

- Telegraphic Transfer (TT)
- Bank Notes (BN)
- FX Hedging (Spot/Forward/Swap)
- Deposito on Call (DOC) / On-Call Deposits
- ODA for G7

Layanan Bank Sinarmas
Services of Bank Sinarmas

Layanan Digital
Digital Services

- Internet Banking
- SimobiPlus Mobile Banking
- Debit Card
- Credit Card
- Automatic Teller Machine (ATM)
- Phone Banking
- 24 Hours Customer Care
- Cardless Withdrawal
- Chat Box

Lain-Lain
Others

- Safe Deposit Box
- Travelers Cheque
- Simas Holiday
- Payroll
- Bill Payment
- Giro Biller

Pengurus

Dewan Komisaris

Komisaris Utama : Tjendrawati Widjaja
Komisaris Independen : Sammy Kristamuljana
Komisaris Independen : Rusmin

Management

Board of Commissioners

President Commissioner : Tjendrawati Widjaja
Independent Commissioner : Sammy Kristamuljana
Independent Commissioner : Rusmin

Direksi

Direktur Utama	: Frenky Tirtowijoyo
Direktur	: Miko Andidjaja
Direktur	: Ekajaya Ongny Putra
Direktur	: Enny Kamal
Direktur	: Amandalia Johanes

Board of Directors

President Director	: Frenky Tirtowijoyo
Director	: Miko Andidjaja
Director	: Ekajaya Ongny Putra
Director	: Enny Kamal
Director	: Amandalia Johanes

Kinerja Keuangan
Financial Performance

(dalam jutaan Rupiah, kecuali dinyatakan lain / in million Rupiah, unless stated otherwise)

Uraian	2025	2024	2023	Description
Posisi Keuangan / Financial Positions				
Aset	**58,244,487**	55,624,433	52,634,996	Assets
Liabilitas	**48,961,892**	47,024,811	44,808,228	Liabilities
Ekuitas	**9,282,595**	8,599,622	7,826,768	Equity
Laba Rugi dan Penghasilan Komprehensif Lain / Profit Loss and Other Comprehensive Income				
Pendapatan Operasional	**3,706,652**	3,575,156	3,549,384	Operational Income
Beban Operasional	**3,186,923**	3,136,340	3,475,806	Operational Expenses
Laba Sebelum Pajak	**519,729**	438,816	73,578	Profit Before Tax
Laba Bersih	**322,430**	370,137	75,796	Net Profit
Laba Bersih per Saham Dasar (dalam Rupiah penuh)	**14.49**	14.75	3.84	Net Earnings per Share (in full Rupiah amount)
Rasio Keuangan (%) / Financial Ratios (%)				
Permodalan / Capital				
Kewajiban Penyediaan Modal Minimum	**33.98**	30.46	25.34	Mandatory Minimum Capital Reserve
Aset Produktif / Productive Assets				
Aset Produktif Bermasalah	**1.29**	1.41	1.66	Non-Performing Productive Assets
Kredit Bermasalah - *Gross*	**1.47**	1.49	1.53	Non-Performing Loan - Gross
Kredit Bermasalah - *Net*	**0.30**	0.30	0.35	Non-Performing Loan - Net
Profitabilitas / Profitability				
Tingkat Pengembalian Aset	**0.99**	0.82	0.15	Return on Assets
Tingkat Pengembalian Ekuitas	**4.11**	5.01	1.07	Return on Equity
Biaya Operasional terhadap Pendapatan Operasional	**90.22**	90.83	103.36	Operating Expenses to Operating Income
Likuiditas / Liquidity				
Kredit terhadap Dana Masyarakat	**26.12**	32.68	40.94	Loan to Deposit
Kepatuhan / Compliance				
Pelanggaran BMPK	**Nihil / None**	Nihil / None	Nihil / None	Legal Lending Limit Violation
Pelampauan BMPK	**Nihil / None**	Nihil / None	Nihil / None	Exceeding Legal Lending Limit
Giro Wajib Minimum (GWM) - Rupiah	**13.91**	12.93	15.22	Minimum Statutory Reserve (GWM) - Rupiah
Giro Wajib Minimum (GWM) - Valas	**4.37**	3.95	4.09	Minimum Statutory Reserve (GWM) - Foreign Currency
Posisi Devisa Neto	**0.95**	1.13	6.57	Net Open Position

Peristiwa Penting
Significant Events

13 Januari 2025 / 13 January 2025



Peresmian Pembukaan Kantor Cabang Bank Sinarmas Prioritas pertama di Agora Mall, Jakarta.
Launching of the first Bank Sinarmas Prioritas Branch Office at Agora Mall, Jakarta.

15 Januari 2025 / 15 January 2025



Peresmian Pembukaan Kantor Cabang Bank Sinarmas Prioritas di Sinarmas Land Plaza Tower 1.
Launching of Bank Sinarmas Prioritas Branch Office at Sinarmas Land Plaza Tower 1.

14 Februari 2025 / 14 February 2025



Launching Layanan Setor dan Tarik Tunai Bank Sinarmas.
Launching of Bank Sinarmas Cash Deposit and Withdrawal Services.

19 Februari 2025 / 19 February 2025



Peletakan Batu Pertama Pembangunan Rumah Produksi.
Groundbreaking Ceremony for the Construction of Production House.

29 April 2025 / 29 April 2025



Peresmian Rumah Produksi Kelompok Wanita Tani (KWT) Sejahtera serta kegiatan Gerakan Nasional Cerdas Keuangan (Gencarkan) Otoritas Jasa Keuangan dalam rangka mengakselerasi pemerataan literasi keuangan secara masif dan kolaboratif bersama Kelompok Wanita Tani Sejahtera.

Launching of Production House of Women Farmers Group (KWT) Sejahtera, and National Financial Literacy Movement (Gencarkan) event by Financial Services Authority to accelerate equal distribution of financial literacy in massive and collaborative manner with Sejahtera Women Farmers Group.

19 Juni 2025 / 19 June 2025



Rapat Umum Pemegang Saham (RUPS) Tahunan Bank Sinarmas.
Annual General Meeting of Shareholders (GMS) of Bank Sinarmas.

16 Juli 2025 / 16 July 2025



Launching Produk *Bancassurance* Simas Scholarship Protection.
Launching of Bancassurance Product Simas Scholarship Protection.

15 September 2025 / 15 September 2025



Memorandum of Understanding (MoU) dengan Xavier Marks.
Memorandum of Understanding (MoU) with Xavier Marks.

15 Oktober 2025 / 15 October 2025



Penandatanganan Addendum II Perjanjian Kerja Sama (PKS) Penjaminan Kredit Usaha Rakyat (KUR) antara PT Bank Sinarmas Tbk dan PT Jamkrindo, serta pelaksanaan *workshop* Penjaminan KUR.

Signing of Addendum II to Cooperation Agreement (PKS) for People's Business Credit (KUR) between PT Bank Sinarmas Tbk and PT Jamkrindo, coupled with implementation of KUR Guarantee workshop.

18 November 2025 / 18 November 2025



Signing Ceremony dengan STAR Asset Management - *Strengthening Strategic Partnership through Loan Mutual Fund Collaboration*.

Signing Ceremony with STAR Asset Management - Strengthening Strategic Partnership through Loan Mutual Fund Collaboration.

1 Desember 2025 / 1 December 2025



Paparan Publik Bank Sinarmas.

Public Expose of Bank Sinarmas.

Penghargaan dan Sertifikasi
Awards and Certifications

Indonesia 20 Top Digital Financial Brands Awards 2025
Mobile Banking Category KBMI 2

Penyelenggara / Organizer:
The Iconomics

Tanggal Perolehan / Receipt Date:
14 Februari 2025 / 14 February 2025



Indonesia 20 Popular Digital Products Award 2025
SimobiPlus Category KBMI 2

Penyelenggara / Organizer:
The Iconomics

Tanggal Perolehan / Receipt Date:
14 Februari 2025 / 14 February 2025



The Best Indonesia GCG Award IX 2025
Gold Award (B) Excellent (4 Star ****) Category Public Company Sector Bank-Asset>47 T

Penyelenggara / Organizer:
Economic Review

Tanggal Perolehan / Receipt Date:
14 Februari 2025 / 14 February 2025



Outstanding Emerging Acquierer Category Bank Acquirer

Penyelenggara / Organizer:
Mastercard

Tanggal Perolehan / Receipt Date:
29 April 2025 / 29 April 2025



6th Indonesia Top Bank Awards 2025 Category KBMI 2

Penyelenggara / Organizer:
The Iconomics

Tanggal Perolehan / Receipt Date:
27 Mei 2025 / 27 May 2025



TOP CSR Awards 2025 #Star 3

Penyelenggara / Organizer:
TOP Business

Tanggal Perolehan / Receipt Date:
11 Juni 2025 / 11 June 2025



TOP CSR Awards 2025 - TOP Leader on CSR Commintment 2025

Penyelenggara / Organizer:
TOP Business

Tanggal Perolehan / Receipt Date:
11 Juni 2025 / 11 June 2025



The 2nd Best Conventional Bank in Excellence Live Chat Service

Penyelenggara / Organizer:
Infobank

Tanggal Perolehan / Receipt Date:
24 Juni 2025 / 24 June 2025



The Best Conventional Bank in Excellence in Branch ATM

Penyelenggara / Organizer:
Infobank

Tanggal Perolehan / Receipt Date:
24 Juni 2025 / 24 June 2025



Indonesia Best Bank Awards 2025
Accelerating Digital Innovation and Expanding Nationwide Transaction Accesibility Category KBMI 2 Swasta

Penyelenggara / Organizer:
Warta Ekonomi

Tanggal Perolehan / Receipt Date:
25 Juni 2025 / 25 June 2025



Most Advanced Cloud Adaptation in Financial Services

Penyelenggara / Organizer:
XLSMART

Tanggal Perolehan / Receipt Date:
24 Juli 2025 / 24 July 2025



ATM Bersama Awards 2025
Category the Most Card Based Transaction Growth

Penyelenggara / Organizer:
PT Artajasa Pembayaran Elektronis

Tanggal Perolehan / Receipt Date:
19 September 2025 / 19 September 2025



Banking Automation
Category Indonesia Technology Excellence Awards 2025

Penyelenggara / Organizer:
Asian Business Review

Tanggal Perolehan / Receipt Date:
9 Oktober 2025 / 9 Ocktober 2025



The Best Indonesia Annual Report Award 2025
Gold Award Excellent 4 Stars ****

Penyelenggara / Organizer:
Economic Review

Tanggal Perolehan / Receipt Date:
14 November 2025 / 14 November 2025



IT Maestro of the Year



Penyelenggara / Organizer:
Tradepass Global

Tanggal Perolehan / Receipt Date:
26 November 2025 / 26 November 2025

Best Digital Finance 2025 for Strengthening Digital Banking Services through Features Development



Penyelenggara / Organizer:
Warta Ekonomi

Tanggal Perolehan / Receipt Date:
27 November 2025 / 27 November 2025

Best Corporate in Responsible Business Practices for Implementing Selective Credit Distribution



Penyelenggara / Organizer:
Warta Ekonomi

Tanggal Perolehan / Receipt Date:
27 November 2025 / 27 November 2025



PT Bank Nano Syariah

Alamat Kantor Pusat
Head Office Address

Jl. Teuku Cik Ditiro No. 29
Menteng, Jakarta Pusat / Central Jakarta 10310
(021) 392 3329 | 150 0153 (Aira Care) | 0882 6150 0153
corporate.secretary@nanobanksyariah.id | airacare@nanobanksyariah.id
www.nanobanksyariah.id

Media Sosial
Social Media

Nanobank Syariah | @nanobankid | @nanobanksyariah
Nanobank Syariah | @nanobank_syariah

Profil Perusahaan

PT Bank Nano Syariah (Nanobank Syariah) merupakan Bank Umum Syariah yang didirikan dari hasil pemisahan (*spin off*) Unit Usaha Syariah PT Bank Sinarmas Tbk dan resmi beroperasi pada tanggal 1 Januari 2024. Nanobank Syariah berkomitmen untuk membangun fondasi berdasarkan prinsip perbankan syariah yang berfokus pada solusi keuangan syariah yang inovatif dan modern guna memberdayakan nasabah individu dan komunitas, membantu mereka mencapai impian finansial, sembari berbagi kebaikan menjadi langkah awal Nanobank Syariah melayani masyarakat.

Didasari dengan perubahan signifikan, di mana proses transaksi perbankan berubah dari konvensional menjadi digital, dan transaksi sudah banyak dilakukan melalui *mobile banking*, Nanobank Syariah menjadi inisiator dalam menghadirkan konsep kantor cabang dalam bentuk baru, yaitu *Community Hub*. Tak hanya menjadi tempat melakukan aktivitas perbankan saja, namun juga menjadi tempat bagi komunitas untuk berkumpul, memperluas jejaring, pelatihan yang tentunya bertujuan untuk meraih kesuksesan finansial dan memiliki kehidupan yang lebih baik. Dengan konsep *high tech high touch*, Nanobank Syariah mengombinasikan kecanggihan teknologi dan personalisasi layanan, guna mengembalikan *digital banking* menjadi personal, dengan tujuan memberikan layanan terbaik sesuai preferensi masing-masing nasabah, baik individu, komunitas, maupun korporasi.

Company Profile

PT Bank Nano Syariah (Nanobank Syariah) is a Sharia Commercial Bank which was established as a result of spin-off from Sharia Business Unit of PT Bank Sinarmas Tbk and officially started its operation on 1 January 2024. Nanobank Syariah is committed to build their foundation on sharia banking principles that focus on innovative and modern sharia financial solutions to empower both the individual customers and communities, to assist them in achieving their financial dreams, while sharing kindness will be the first step for Nanobank Syariah to serve the communities.

Based on significant changes, where banking transaction process has morphed from conventional to digital, and many transactions have been done via mobile banking, Nanobank Syariah becomes the initiator in presenting a new form of branch office concept, namely Community Hub. This is not just a place to do banking activities, but also serves as a place for communities to gather, expand networks, training which surely aims to achieve financial success and to have better life. With high-tech, high-touch concept, Nanobank Syariah combines technological advancement and service personalization, to return digital banking to personal, aiming to provide the best service according to the preferences of each customer, whether individual, community or corporate.



Saat ini, Nanobank Syariah memiliki 715 karyawan yang tersebar di 31 Kantor Cabang (KC), 10 Kantor Cabang Pembantu (KCP), 22 Unit Pelayanan Kas (UPK), 3 Mobil Kas Keliling (MKK), serta 6 Unit Organisasi Kantor Cabang (UOKC).

Currently, Nanobank Syariah has 715 employees spread across 31 Branch Offices (KC), 10 Sub-Branch Offices (KCP), 22 Cash Service Units (UPK), 3 Mobile Cash Units (MKK), and 6 Branch Office Organizational Units (UOKC).

Produk
Products

Pendanaan Funding	Investasi Investment	Pembiayaan Financing
• Tabungan Aira Rencana iB • Tabungan Aira Bisnis iB • Tabungan Aira Diamond iB • Tabungan Aira Haji iB • Tabungan Aira Hebat iB • Rekening Tabungan Jemaah Haji (RTJH Aira iB) • Tabungan Simpanan Pelajar iB • Tabungan Aira Flexi iB • Tabungan Aira Payroll iB • TabunganKu iB • Tabungan Aira Pintar iB • Tabungan Aira Multifinance iB • Tabungan Aira Umrah iB • Tabungan Aira Agency iB • Tabungan Aira Klop iB • Tabungan Aira Valas iB • Giro Aira iB • Giro Aira Valas iB • Giro DHE SDA	• Deposito Aira iB • Simas Investasi Link (SIL) • Simas Kid Insurance Syariah • Simas Fixed Link Syariah (SFL) • Simas Jiwa Legacy Syariah (Legacy)	• Pembiayaan Modal Kerja iB (Mudharabah, Musyarakah, dan Murabahah) iB Working Capital Financing (Mudharabah, Musyarakah, and Murabahah) • Pembiayaan Investasi iB (Murabahah dan Ijarah Muntahiya Bittamlik - IMBT) iB Investment Financing (Murabahah and Ijarah Muntahiya Bittamlik - IMBT) • Pembiayaan KUR iB iB KUR Financing • Pembiayaan AIRA UMKM Mikro 500iB AIRA MSME Micro 500iB Financing • Pembiayaan AIRA UKM AIRA SME Financing

Treasury	Layanan Digital Digital Services	Lain-Lain Others
• Telegrapich Transfer • Bank Notes • Deposito on Call	• Aira Mobile Banking • Aira e-Money • Aira e-Bizbanking • Billpayment • Aira Wakaf • Aira QRIS • Virtual Account • Direct Debit • Direct Kredit • Chatbot via WhatsApp	• Safe Deposit Box • Payroll

Pengurus

Dewan Komisaris

Komisaris Utama : The Tjun Hau
Komisaris Independen : Nana Supriana
Komisaris Independen : Horas Parsaulian Perdede

Direksi

Direktur Utama : Halim
Direktur : Hanafi Himawan
Direktur : Soejanto Soetjijo
Direktur : Uzan Tedjamulia
Direktur : Suyono Wijaya

Dewan Pengawas Syariah

Ketua : Ahmadi Sukarno Lc., MAg
Anggota : Mochammad Bukhori Muslim

Management

Board of Commissioners

President Commissioner : The Tjun Hau
Independent Commissioner : Nana Supriana
Independent Commissioner : Horas Parsaulian Perdede

Board of Directors

President Director : Halim
Director : Hanafi Himawan
Director : Soejanto Soetjijo
Director : Uzan Tedjamulia
Director : Suyono Wijaya

Sharia Supervisory Board

Chairman : Ahmadi Sukarno Lc., MAg
Member : Mochammad Bukhori Muslim

Kinerja Keuangan
Financial Performance

(dalam jutaan Rupiah, kecuali dinyatakan lain / in million Rupiah, unless stated otherwise)

Uraian	2025	2024	2023*)	Description
Posisi Keuangan / Financial Positions				
Aset	**9,793,611**	9,692,526	-	Assets
Liabilitas	**8,405,938**	8,385,721	-	Liabilities
Ekuitas	**1,387,673**	1,306,805	-	Equity
Laba Rugi dan Penghasilan Komprehensif Lain / Profit Loss and Other Comprehensive Income				
Hak Bagi Hasil Milik Bank	**268,227**	415,137	-	Bank's Share in Profit
Pendapatan Usaha Lainnya	**103,988**	106,219	-	Other Operating Income
Beban Usaha	**168,508**	339,767	-	Operational Expenses
Laba Sebelum Pajak	**205,206**	179,161	-	Profit Before Tax
Laba Bersih	**74,862**	161,820	-	Net Profit
Total Laba Komprehensif Tahun Berjalan	**80,868**	**163,910**	**-**	**Total Comprehensive Profit for the Year**

*) Kinerja keuangan Nanobank Syariah untuk tahun 2023 masih tergabung dengan Unit Usaha Syariah PT Bank Sinarmas Tbk. / Financial Performance of Nanobank Syariah for 2023 is still under the Sharia Business Unit of PT Bank Sinarmas Tbk.

Peristiwa Penting
Significant Events

Februari 2025 / February 2025



Dalam rangka memperingati Milad pertama, Nanobank Syariah menyalurkan beasiswa kepada lebih dari 2.000 santri berprestasi serta memberikan bantuan pengembangan sarana dan prasarana bagi lebih dari 50 pondok pesantren.

In celebrating its first anniversary (Milad), Nanobank Syariah distributed scholarships to more than 2,000 outstanding students, as well as providing facilities and infrastructure development assistance to more than 50 Islamic boarding schools.

Februari 2025 / February 2025



Penandatanganan kerja sama antara Nanobank Syariah dengan PT Mumtaz Teknologi Indonesia tentang Penyediaan Layanan Keuangan Syariah.

Cooperation signing between Nanobank Syariah and PT Mumtaz Teknologi Indonesia for the Provision of Sharia Financial Services.

Maret 2025 / March 2025



Penandatanganan kerja sama antara Nanobank Syariah dengan Yayasan Jaringan Sekolah Islam Terpadu untuk mendorong digitalisasi keuangan dan literasi keuangan Syariah di lingkungan sekolah Islam.

Cooperation signing between Nanobank Syariah and Jaringan Sekolah Islam Terpadu Foundation to promote financial digitalization and Sharia financial literacy within Islamic schools.

Maret 2025 / March 2025



Penandatanganan *Memorandum of Understanding* (MoU) antara Nanobank Syariah dengan Komite Nasional Ekonomi Keuangan Syariah (KNEKS) sebagai komitmen bersama untuk pengembangan ekonomi Syariah.

Memorandum of Understanding (MoU) signing between Nanobank Syariah and National Committee for Islamic Economy and Finance (KNEKS) as a joint commitment of Sharia economy development.

Maret 2025 / March 2025



Penandatanganan kerja sama antara Nanobank Syariah dengan Yayasan Berkah Anak Negeri (Wakaf Warrior) tentang Perjanjian Induk Produk *Cash Waqf Linked Deposit* (CWLD).

Cooperation signing between Nanobank Syariah and Berkah Anak Negeri Foundation (Waqf Warrior) on Master Agreement for Cash Waqf Linked Deposit (CWLD) product.

Maret 2025 / March 2025



Penandatanganan kerja sama antara Nanobank Syariah dengan Bank Aladin Syariah dan Badan Pengelola Keuangan Syariah untuk mempermudah pendaftaran haji dan menjangkau lebih banyak calon jemaah dengan menghadirkan solusi perbankan syariah yang inovatif.

Cooperation signing between Nanobank Syariah, Bank Aladin Syariah, and Sharia Financial Management Agency to facilitate hajj registration and to reach more prospective pilgrims by offering innovative sharia banking solutions.

April 2025 / April 2025



Penandatanganan kerja sama antara Nanobank Syariah dengan Quamus Global Academy untuk mendorong layanan digitalisasi di sekolah maupun pesantren.

Cooperation signing between Nanobank Syariah and Quamus Global Academy to promote digitalization services in schools and Islamic boarding schools.

April 2025 / April 2025



Penandatanganan Nota Kesepahaman antara Nanobank Syariah dengan Pendayagunaan Wakaf Pimpinan Pusat Muhammadiyah tentang Perjanjian Induk Produk CWLD.

Memorandum of Understanding signing between Nanobank Syariah and Waqf Empowerment of Central Leadership of Muhammadiyah on Master Agreement for CWLD product.

April 2025 / April 2025



Penandatanganan Nota Kesepahaman antara Nanobank Syariah dengan Berau Coal dalam Pengelolaan Tabungan Hari Tua.

Memorandum of Understanding signing between Nanobank Syariah and Berau Coal for Old Age Savings Management.

April 2025 / April 2025



Penyerahan Wakaf Al Quran kepada Kementerian Agama dan Pengurus Cabang Nahdatul Ulama Kabupaten Berau.

Handover of Al-Quran Waqf to Ministry of Religious Affairs and Branch Board of Nahdatul Ulama Berau Regency.

Mei 2025 / May 2025



Nanobank Syariah bersama Kamar Enterpreneur Indonesia (KEIND) menggelar *Talkshow* bertema "Membangun Kemitraan Perdagangan Strategis". Acara ini juga menjadi momentum penandatanganan kerja sama resmi antara kedua pihak yang bertujuan meningkatkan literasi dan inklusi keuangan Syariah, serta membuka akses pembiayaan bagi para pelaku usaha, khususnya anggota KEIND Indonesia.

Nanobank Syariah, in collaboration with Indonesian Chamber of Entrepreneurs (KEIND), held a Talkshow themed "Building Strategic Trade Partnerships". The event also marked official signing of a cooperation agreement between two parties, aimed to enhance Sharia financial literacy and inclusion, as well as expanding financing access for business actors, particularly KEIND Indonesia members.

Juni 2025 / June 2025



Penyelenggaraan Rapat Umum Pemegang Saham (RUPS) Tahunan dan RUPS Luar Biasa PT Bank Nano Syariah.

Implementation of Annual General Meeting of Shareholders (GMS) and Extraordinary GMS of PT Bank Nano Syariah.

Juli 2025 / July 2025



Kunjungan Ketua Pimpinan Pusat Muhammadiyah Dr. H. Anwar Abbas ke Kantor Pusat Nanobank Syariah dalam rangka silaturahmi dan mempererat hubungan antara Nanobank Syariah dengan Muhammadiyah.

Visit from Central Leadership of Muhammadiyah Chairman, Dr. H. Anwar Abbas, to Nanobank Syariah Head Office to nurture and strengthen the relationships between Nanobank Syariah and Muhammadiyah.

September 2025 / September 2025



Kerja sama strategis Nanobank Syariah dan Maybank Indonesia dalam peluncuran Transaksi *Sharia Restricted Investment Account* (SRIA) pertama di Indonesia.

Strategic collaboration between Nanobank Syariah and Maybank Indonesia in the launching of first Sharia Restricted Investment Account (SRIA) transaction in Indonesia.

Oktober 2025 / October 2025



Nanobank Syariah dinobatkan sebagai Bank Pendukung Ekonomi Syariah Terbaik di ISEF 2025 yang digelar oleh Bank Indonesia bersama kementerian dan lembaga terkait. Nanobank Syariah dianugerahi penghargaan sebagai Bank Umum Syariah Pendukung Pembiayaan Ekonomi Syariah Terbaik Kategori Aset di Bawah Rp50 Triliun.

Nanobank Syariah was named the Best Supporting Bank for Sharia Economy at ISEF 2025 organized by Bank Indonesia and related ministries/institutions. Nanobank Syariah received an award for Best Sharia Commercial Bank Supporting the Sharia Economic Financing in Asset Category below Rp50 Trillion.

Oktober 2025 / October 2025



Nanobank Syariah Luncurkan SRIA, Investasi Syariah Ritel Pertama di Indonesia.
Nanobank Syariah Launched SRIA, first Sharia Retail Investment in Indonesia.

Oktober 2025 / October 2025



Nanobank Syariah Luncurkan Layanan Pembukaan Rekening Tabungan Jemaah Haji (RTJH) secara *online* di Aira Mobile. Langkah ini menandai komitmen Nanobank Syariah dalam mendukung percepatan digitalisasi layanan publik dan memfasilitasi kemudahan akses bagi calon jamaah haji di seluruh Indonesia.

Nanobank Syariah Launched online Hajj Pilgrim Savings Account (RTJH) Service via Aira Mobile. This marked the commitment of Nanobank Syariah in accelerating the digitalization of public services and facilitating ease of access for prospective Hajj pilgrims across Indonesia.

November 2025 / November 2025



Penandatanganan kerja sama Layanan *Virtual Account* (VA) Nanobank Syariah dengan beberapa Lembaga Perkreditan Desa (LPD) di antaranya LPD Desa Adat Kedonganan, LPD Desa Adat Tandeg, LPD Desa Adat Kelan, LPD Desa Adat Kuta, LPD Desa Adat Dalung, dan LPD Desa Adat Kerobokan. Melalui kerja sama ini, Bank menghadirkan Layanan VA yang dirancang untuk memudahkan identifikasi dan pencatatan transaksi nasabah LPD secara cepat, aman, dan efisien.

Cooperation signing of a Virtual Account (VA) Service between Nanobank Syariah and several Village Credit Institutions (LPD), namely LPD Kedonganan Traditional Village, LPD Tandeg Traditional Village, LPD Kelan Traditional Village, LPD Kuta Traditional Village, LPD Dalung Traditional Village, and LPD Kerobokan Traditional Village. With this cooperation, the Bank provides VA services designed to facilitate fast, secure, and efficient identification and recording of LPD customer transactions.

Desember 2025 / December 2025



Nanobank Syariah meresmikan relokasi Kantor Cabang Palembang ke lokasi baru, yaitu di Jl. Veteran Palembang, dengan menghadirkan *Community Hub*, mengikuti model kantor Nanobank Syariah di Jakarta.

Nanobank Syariah inaugurated the relocation of its Palembang Branch Office to a new location on Jl. Veteran, Palembang, featuring a Community Hub following similar model to Nanobank Syariah office in Jakarta.

Penghargaan dan Sertifikasi
Awards and Certifications

Indonesia Best Sharia Bank 2025 with Provision of Innovative Sharia Finance Solutions through Personalized Services



Penyelenggara / Organizer:
Warta Ekonomi

Tanggal Perolehan / Receipt Date:
25 Februari 2025 / 25 February 2025

The Best Mobile Banking Bank Umum Syariah KBMI 1
The Best Mobile Banking, Sharia Commercial Bank KBMI 1



Penyelenggara / Organizer:
Infobank & Isentia

Tanggal Perolehan / Receipt Date:
20 Maret 2025 / 20 March 2025

The 3rd Best Bank Umum Syariah - Asset <10 Triliun
3rd Best Sharia Commercial Bank - Asset <10 Trillion



Penyelenggara / Organizer:
Infobank & Isentia

Tanggal Perolehan / Receipt Date:
20 Maret 2025 / 20 March 2025

Marketeers OMNI Brands of the Year 2025 Kategori *Online - Offline Brand Activation*
Marketeers OMNI Brands of the Year 2025, Online - Offline Brand Activation Category



Penyelenggara / Organizer:
Marketeers

Tanggal Perolehan / Receipt Date:
3 Juni 2025 / 3 June 2025

BAZNAS Award 2025 Kategori Pendukung Pengelolaan Zakat Karyawan Terbaik

BAZNAS Award 2025, Best Supporter of Employee Zakat Management



Penyelenggara / Organizer:
Badan Amil Zakat Nasional (BAZNAS)

Tanggal Perolehan / Receipt Date:
28 Agustus 2025 / 28 August 2025

Bank Umum Syariah Pendukung Pembiayaan Ekonomi Syariah Terbaik Kategori Aset di Bawah Rp50 Triliun

Best Sharia Commercial Bank Supporter of Sharia Economic Financing, Asset Category Under Rp50 Trillion



Penyelenggara / Organizer:
Bank Indonesia

Tanggal Perolehan / Receipt Date:
12 Oktober 2025 / 12 October 2025

Marketeers Digital Marketing Heroes 2025 Kategori Digital *Product for Impact Heroes* melalui Program Aira Wakaf

Marketeers Digital Marketing Heroes 2025, Digital Product for Impact Heroes Category through Aira Waqf Program



Penyelenggara / Organizer:
Marketeers

Tanggal Perolehan / Receipt Date:
9 Desember 2025 / 9 December 2025

The Best of Hajj Registration & AUM Contribution Bank 2025 (National Bank Category - 3rd Place) dan / and The Best Young Hajj Pilgrims Registration Bank 2025 (National Bank Category - 3rd Place)



Penyelenggara / Organizer:
Badan Pengelola Keuangan Haji (BPKH) / The Hajj Financial Management Agency (BPKH)

Tanggal Perolehan / Receipt Date:
24 Desember 2025 / 24 December 2025

PT Asuransi Sinar Mas

Alamat Kantor Pusat
Head Office Address

Plaza Simas
Jl. Fachrudin No. 18-20
Tanah Abang
Jakarta 10250
(021) 390 2141 - 46
(021) 390 2159 - 60
info@sinarmas.co.id
www.sinarmas.co.id

Profil Perusahaan

PT Asuransi Sinar Mas (ASM) dibentuk pada 27 Mei 1985, dengan nama PT Asuransi Kerugian Sinar Mas Dipta. Lebih dari 3 dekade mengabdi dan melayani masyarakat Indonesia, ASM senantiasa menyediakan berbagai produk asuransi umum dan layanan yang inovatif sesuai dengan kebutuhan dan perkembangan zaman. Hingga akhir tahun 2025, wilayah operasional ASM menjangkau hampir seluruh wilayah Indonesia yang diwakili oleh 177 kantor, terdiri dari 35 kantor cabang, 52 kantor pemasaran, 20 kantor pemasaran agensi, 24 kantor *marketing point*, dan 46 kantor *marketing point agency*. Selain itu, kegiatan operasional ASM juga didukung karyawan yang kompeten dan profesional.

Sebagai bagian dari upaya peningkatan layanan digital kepada nasabah, ASM menyediakan berbagai platform akses asuransi secara daring, termasuk situs resmi sinarmas.co.id, *mobile application* Asuransi Sinar Mas Online, serta aplikasi Star Poin. Salah satu produk yang pernah ditawarkan adalah Simas Covid-19, yang memberikan perlindungan khusus terhadap risiko biaya medis akibat Covid-19, termasuk saat nasabah menjalani isolasi mandiri.

Selain itu, untuk mendukung mitra bisnis dalam memperluas jangkauan pemasaran, ASM mengembangkan aplikasi Gamipro, platform berbasis permainan yang menyajikan informasi produk secara interaktif. Aplikasi ini masih dimanfaatkan oleh *business partners* sebagai sarana edukasi dan promosi manfaat perlindungan asuransi secara digital.

Company Profile

PT Asuransi Sinar Mas (ASM) was established on 27 May 1985 under the name of PT Asuransi Kerugian Sinar Mas Dipta. ASM has been serving the Indonesian communities for well over 3 decades, providing various general insurance products and innovative services aligned with the need and development over time. Until the end of 2025, ASM operational areas cover almost all over Indonesia, represented by 177 offices, consists of 35 branch offices, 52 marketing offices, 20 agency marketing offices, 24 marketing point offices, and 46 marketing point agency offices. ASM operational is also backed competent and professional employees.

As part of its efforts to improve digital services provided for the customers, ASM provides various platforms to access its insurance services online, including its official website sinarmas.co.id, mobile application Asuransi Sinar Mas Online, and Star Poin apps. One of the products previously offered was Simas Covid-19, provided special protection for Covid-19 related medical, including when the customer needs to undergo self-isolation.

Further, to support its business partners in expanding the marketing outreach, ASM developed the Gamipro apps, a game-based platform that interactively presenting product information. Business partners are still utilizing this apps as a means of education and promotion on the benefits of insurance protection digitally.



ASM senantiasa memfasilitasi pendidikan dan pelatihan karyawan. Jenis pelatihan yang diberikan berupa *training inhouse, coaching,* profesional, gelar keprofesian dan seminar/*workshop* dari berbagai bidang yang dibutuhkan.

ASM consistently facilitates employee education and training. The types of training provided include in-house training, coaching, professional programs, professional degree programs, and seminars/workshops in various relevant fields.

Produk dan Layanan

Produk yang ditawarkan oleh ASM terdiri dari 102 produk konvensional dan 26 produk syariah, yang dirinci pada tabel berikut.

Products and Services

The products offered by ASM consist of 102 conventional products and 26 sharia products, as detailed in the following table.

Konvensional Conventional	
• Asuransi Super Proteksi / Super Protection Insurance • Asuransi Simas Super Health / Simas Super Health Insurance • Asuransi Peralatan Elektronik / Electronic Equipment Insurance • Asuransi Gempa Bumi / Earthquake Insurance • Asuransi Tanggung Gugat Direktur dan Pejabat Perusahaan / The Company Director and Officials Liability Insurance • Asuransi Simas Surgical Insurance / Simas Surgical Insurance • Asuransi Kerusakan Mesin / Machinery Breakdown Insurance • Simas Siber / Simas Cyber • Asuransi Tanggung Jawab Hukum terhadap Publik / Legal Accountability to Public Insurance • Asuransi Simas Mobil Bonus / Simas Car Bonus Insurance • Asuransi Mesin dan Peralatan Kontraktor / Contractor's Plant and Machinery Insurance • Asuransi Simas Mikro Autobike / Simas Micro Autobike Insurance • Asuransi Simas Cancer Insurance / Simas Cancer Insurance • Simas Card Personal Accident	• Asuransi Simas Expatriate / Simas Expatriate Insurance • Asuransi Kesehatan "Simas Sehat Gold" / "Simas Sehat Gold" Health Insurance • Asuransi Mikro Warisanku / MyInheritance Micro Insurance • Simas Mikro Autocar / Simas Micro Autocar Insurance • Simas UKM / Simas SME • Asuransi Kesehatan "Simas Sehat Executive" / "Simas Sehat Executive" Health Insurance • Asuransi Mikro Rumahku / MyHouse Micro Insurance • Simas Pembatalan Tiket / Simas Ticket Cancellation • Customs Bond • Asuransi Penyimpanan Uang / Cash in Safe Insurance • Asuransi Mikro Stop Usaha-Erupsi / Stop of Business-Eruption Micro Insurance • Asuransi Simas Sepeda / Simas Bicycle Insurance • Excise Bond • Asuransi Cash in Transit / Cash in Transit Insurance

Konvensional
Conventional

- Asuransi Rangka Kapal Laut / Marine Hull Insurance
- Asuransi Simas Growing Trees / Simas Growing Trees Insurance
- Jaminan Penawaran / Bid Bond
- Asuransi Alat Berat / Heavy Equipment Insurance
- Asuransi Pengangkutan Laut / Marine Cargo Insurance
- Asuransi Simas Energi dan Migas / Simas Energy and Oil and Gas Insurance
- Jaminan Pelaksanaan / Performance Bond
- Asuransi Kecelakaan Diri (Simas Personal Accident) / Personal Accident Insurance
- Asuransi Simas Rumah Hemat ++/Asuransi Semua Risiko Harta Benda dan Gangguan Usaha / Simas Economical House ++/Insurance/Property and Business Disruption All Risk Insurance
- Asuransi Properti Purna Konstruksi / Post Property Construction Insurance
- Jaminan Uang Muka / Advance Payment Bond
- Asuransi Kebakaran / Fire Insurance
- Asuransi Simas Ruko/Asuransi Kebakaran / Simas Shophouse Insurance/Fire Insurance
- Asuransi Simas Pembatalan Pertunjukan / Simas Show Cancellation Insurance
- Jaminan Pemeliharaan / Maintenance Bond
- Asuransi Simas Mobil TPL / Simas Car TPL Insurance
- Asuransi Simas Hole in One / Simas Hole in One Insurance
- Asuransi Simas Perpanjangan Garansi Pabrik / Simas Plant Extension Guarantee Insurance
- Jaminan Pembayaran / Payment Bond
- Asuransi Kendaraan Bermotor Simas / Simas Motor Vehicle Insurance
- Asuransi Simas Travel / Simas Travel Insurance
- Asuransi Simas Kerusuhan dan Huru-Hara / Simas Violence and Riot Insurance
- Kontra Bank Garansi / Contra Bank Guarantee
- Simas Mobil Exclusive / Simas Exclusive Car
- Asuransi Kebongkaran / Burglary Insurance
- Asuransi Simas Satelit / Simas Satellite Insurance
- Asuransi Kredit / Credit Insurance
- Asuransi Simas Sehat Corporate / Simas Corporate Health Insurance
- Simas Petani / Simas Farmer
- Asuransi Simas Perbankan / Simas Banking Insurance
- Asuransi Kecelakaan Diri "Simas Proteksi PHK" / "Simas Proteksi PHK" Personal Accident Insurance
- Asuransi Simas Proteksi Belanja / Simas Shopping Protection Insurance
- Simas Pet Insurance
- Asuransi Simas Cyber Enterprise / Simas Cyber Enterprise Insurance
- Asuransi Simas Cyber Personal / Simas Cyber Personal Insurance
- Asuransi Simas Santunan Kerugian Total / Simas Total Loss Compensation Insurance
- Asuransi Simas Product Liability / Simas Total Loss Compensation Insurance
- Asuransi Simas Pesawat Nirawak/Drone / Simas Unmanned/Drone Insurance
- Simas Pet Insurance
- Asuransi Mikro Stop Usaha-Gempa Tsunami / Stop of Business-Tsunami Earthquake Micro Insurance
- Peduli Care Anti-Corona / Anti-Corona Care
- Asuransi Simas Accident Protector / Simas Accident Protector Insurance
- Asuransi Simas Sehat Income / Simas Health Income Insurance
- Asuransi Mikro Asuransiku / Micro MyInsurance Insurance
- Simas Covid-19
- Asuransi Simas Family Protector / Simas Family Protector Insurance
- Simas Mudik / Homeward-bound Journeys Simas
- Si ABANG (Asuransi Anti-Bangkrut) - Erupsi / Si ABANG (Anti- Bankruptcy Insurance) - Eruption
- Simas Aviation
- Asuransi Simas Children Protector / Simas Children Protector Insurance
- Asuransi Semua Risiko Harta Benda dan Gangguan Usaha / Property and Business Interruption All Risk Insurance
- Si ABANG (Asuransi Anti-Bangkrut) - Gempa Tsunami / Si ABANG (Anti-Bankruptcy Insurance) - Earthquake Tsunami
- Asuransi Simas Travel Covid-19 / Simas Travel Insurance Covid-19
- Asuransi Simas Hospital Care / Simas Hospital Care Insurance
- Asuransi Kredit Kepemilikan Rumah (Simas KPR)/Asuransi Kebakaran / Housing Loan Insurance (Simas Housing Loan)/Fire Insurance
- Simas Touring
- Asuransi Simas Peti Kemas / Simas Container Insurance
- Simas Hospital Income
- Asuransi Semua Risiko Kontraktor / Contractor All Risk Insurance
- Simas PA Mikro Simas Perlindungan Mikro / Simas PA Micro Simas Micro Protection
- Simas Mobil Fire and Theft / Simas Car Fire and Theft
- Asuransi Hospital Income Security / Hospital Income Security Insurance
- Asuransi Semua Risiko Pemasangan / Erection All Risk Insurance
- SSI Mikro Simas Sehat Mikro / SSI Micro Simas Sehat Micro
- Asuransi Simas Tanggung Jawab Pejabat dan Direktur Perusahaan / The Company Director and Officials Accountability Insurance
- Asuransi Simas Siber Proteksi / Simas Cyber Protection Insurance
- Asuransi Simas Super Cover / Simas Super Cover Insurance
- Asuransi Simas Moveable All Risk / Simas Moveable All Risk Insurance
- Asuransi Simas Kontainer Domestik / Simas Domestic Container Insurance
- Asuransi Simas Tanggung Jawab Profesi / Simas Professional Responsibility Insurance
- Asuransi Simas Port & Terminal Liability / Simas Port & Terminal Liability Insurance
- Asuransi Perlintasan Imigrasi (PAB) / Immigration Crossing (PAB) Insurance
- Asuransi Kredit Perdagangan/Trade Credit Insurance (Perubahan) / Trade Credit Insurance (Amendment)

Syariah
Sharia

- Asuransi Cash in Safe Syariah / Cash in Safe Sharia Insurance
- Asuransi Simas Travel - Overseas Syariah / Simas Travel - Overseas Sharia Insurance
- Asuransi Kebongkaran Syariah / Burglary Sharia Insurance
- Asuransi Simas Mikro Autobike Syariah / Simas Micro Autobike Sharia Insurance
- Asuransi Personal Accident Syariah / Personal Accident Sharia Insurance
- Asuransi Contractors All Risk Syariah / Contractors All Risk Sharia Insurance
- Asuransi Syariah "Simas Sehat Executive Syariah" / "Simas Sehat Executive Sharia" Insurance
- Asuransi Simas Mikro Autocar Syariah / Simas Micro Autocar Sharia Insurance
- Kendaraan Bermotor Syariah / Motor Vehicle Sharia Insurance
- Asuransi Rangka Kapal Syariah / Marine Hull Sharia Insurance
- Asuransi Simas Siswa Mikro Syariah / Simas Micro Student Sharia Insurance
- Asuransi Simas Industrial All Risk Syariah / Simas Industrial All Risk Sharia Insurance
- Asuransi Cash in Transit Syariah / Cash in Transit Sharia Insurance
- Asuransi Alat Berat Syariah / Heavy Equipment Sharia Insurance
- Asuransi Simas Petani Mikro Syariah / Simas Micro Farmer Sharia Insurance
- Asuransi Simas KPR Syariah / Simas KPR Sharia Insurance
- Asuransi Syariah "Kebakaran" / "Fire" Sharia Insurance
- Asuransi Peralatan Elektronik Syariah / Electronic Equipment Sharia Insurance
- Asuransi Simas Perlindungan Mikro Syariah / Simas Protection Micro Sharia Insurance
- Asuransi Simas Machinery Breakdown Syariah / Simas Machinery Breakdown Sharia Insurance
- Asuransi Simas UKM Syariah / Simas SME Sharia Insurance
- Asuransi Simas Sehat Gold Syariah / Simas Sehat Gold Sharia Insurance
- Property All Risk Syariah / Property All Risk Sharia
- Asuransi Pengangkutan Barang Syariah / Cargo Sharia Insurance
- Asuransi Tanggung Gugat Publik Syariah / Public Liability Sharia Insurance
- Earthquake Syariah / Earthquake Sharia

Pengurus

Dewan Komisaris

Komisaris Utama : Ivena Widjaja
Komisaris : Johanes Eddy Dharmasoeka
Komisaris Independen : Tonny Latidjan

Direksi

Direktur Utama : Howen Widjaja
Direktur : I Ketut Pasek Swastika
Direktur : Njoman Sudartha
Direktur : Aryanto Alimin
Direktur : Dumasi Marisina Magdalena Samosir
Direktur : Marten Petrus Lalamentik

Dewan Pengawas Syariah

Ketua : Muhammad Faisal Muchtar
Anggota : Latief Awaludin

Management

Board of Commissioners

President Commissioner : Ivena Widjaja
Commissioner : Johanes Eddy Dharmasoeka
Independent Commissioner : Tonny Latidjan

Board of Directors

President Director : Howen Widjaja
Director : I Ketut Pasek Swastika
Director : Njoman Sudartha
Director : Aryanto Alimin
Director : Dumasi Marisina Magdalena Samosir
Director : Marten Petrus Lalamentik

Sharia Supervisory Board

Chairman : Muhammad Faisal Muchtar
Member : Latief Awaludin

Kinerja Keuangan
Financial Performance

(dalam jutaan Rupiah, kecuali dinyatakan lain / in million Rupiah, unless stated otherwise)

Uraian	2025	2024	2023	Description
Posisi Keuangan / Financial Positions				
Aset	**21,478,947**	40,268,336	40,386,011	Assets
Liabilitas	**15,671,562**	34,166,611	34,855,780	Liabilities
Ekuitas	**5,807,385**	6,101,724	5,530,231	Equity
Laba Rugi dan Penghasilan Komprehensif Lain / Profit Loss and Other Comprehensive Income				
Total Pendapatan	**2,085,567**	14,635,562	15,214,655	Total Income
Total Beban	**1,086,571**	13,860,778	14,510,583	Total Expenses
Laba Sebelum Zakat	**967,079**	774,784	704,072	Profit Before Zakat
Laba Sebelum Pajak Penghasilan	**966,080**	773,486	702,670	Profit Before Income Tax
Laba (Rugi) Tahun Berjalan	**906,481**	627,880	670,161	Profit (Loss) for the Year

Peristiwa Penting
Significant Events

30 Juli 2025-1 Agustus 2025 / 30 July 2025-1 August 2025

ASM hadir di Indonesia Catalogue Expo and Forum (ICEF-IPFE 2025) di JIEXPO Kemayoran.
ASM participated in Indonesia Catalogue Expo and Forum (ICEF-IPFE 2025) at JIEXPO Kemayoran.

21 Agustus 2025 / 21 August 2025



ASM menggelar acara Agency Tour Contest (ATC) sebagai bentuk apresiasi atas kontribusi dan pencapaian para agen dalam mendukung pertumbuhan bisnis perusahaan.

ASM held Agency Tour Contest (ATC) as a form of appreciation for the contributions and achievements of its agents in supporting the Company's business growth.

18 September 2025 / 18 September 2025



Penandatanganan Perjanjian Kerja Sama Penutupan Asuransi antara ASM dengan PT BPD Sumatra Selatan dan Bangka Belitung (Sumsel Babel) yang mencakup penyediaan produk asuransi kebakaran dan asuransi kendaraan bermotor bagi debitur Bank Sumsel Babel.

Signing of Insurance Closing Cooperation Agreement between ASM and PT BPD Sumatra Selatan dan Bangka Belitung (Sumsel Babel) covering provision of fire insurance and motor vehicle insurance products for Bank Sumsel Babel's debtors.

23 Oktober 2025 / 23 October 2025



ASM dan BASE Tandatangani MoU Energy Saving Insurance (ESI) di Indonesia.
ASM and BASE Signed a MoU for Energy Saving Insurance (ESI) in Indonesia.



ASM melakukan Peresmian 22 cabang *Business Partner Point* (BPP) di wilayah Jakarta, Bogor, Depok, Tangerang, Bekasi, Bandung, Semarang, dan Yogyakarta. BPP merupakan kantor pemasaran asuransi yang dikelola secara profesional oleh Agen Asuransi resmi dan memiliki lisensi dan tercatat di Asosiasi Asuransi Umum Indonesia (AAUI).

ASM inaugurated 22 Business Partner Point (BPP) branches in Jakarta, Bogor, Depok, Tangerang, Bekasi, Bandung, Semarang, and Yogyakarta. BPP is insurance marketing office professionally managed by licensed Insurance Agents and registered with the Indonesian General Insurance Association (AAUI).

Penghargaan dan Sertifikasi
Awards and Certifications

8th Satisfaction Loyalty Engagement 2025 The 2nd Best General Insurance (Gross Premium >IDR3 Trillion) in Customer Experience Index

Penyelenggara / Organizer:
Infobank

Tanggal Perolehan / Receipt Date:
4 Februari 2025 / 4 February 2025



8th Satisfaction Loyalty Engagement 2025 The 2nd Best General Insurance (Gross Premium >IDR3 Trillion) in Customer Resilience Level

Penyelenggara / Organizer:
Infobank

Tanggal Perolehan / Receipt Date:
4 Februari 2025 / 4 February 2025



8th Satisfaction Loyalty Engagement 2025 The 2nd Best General Insurance (Gross Premium >IDR3 Trillion) in Customer Satisfaction on Agent Index

Penyelenggara / Organizer:
Infobank

Tanggal Perolehan / Receipt Date:
4 Februari 2025 / 4 February 2025



8th Satisfaction Loyalty Engagement 2025 The 2nd Best General Insurance (Gross Premium >IDR3 Trillion) in Customer Satisfaction on Claim Index

Penyelenggara / Organizer:
Infobank

Tanggal Perolehan / Receipt Date:
4 Februari 2025 / 4 February 2025



8th Satisfaction Loyalty Engagement 2025
The 2nd Best General Insurance (Gross Premium >IDR3 Trillion) in Customer Satisfaction on Surveyor Index

Penyelenggara / Organizer:
Infobank

Tanggal Perolehan / Receipt Date:
4 Februari 2025 / 4 February 2025



8th Satisfaction Loyalty Engagement 2025
The Best General Insurance (Gross Premium >IDR3 Trillion) in Customer Centricity Index

Penyelenggara / Organizer:
Infobank

Tanggal Perolehan / Receipt Date:
4 Februari 2025 / 4 February 2025



8th Satisfaction Loyalty Engagement 2025
The Best General Insurance (Gross Premium >IDR3 Trillion) in Customer Satisfaction on Product and Value Index

Penyelenggara / Organizer:
Infobank

Tanggal Perolehan / Receipt Date:
4 Februari 2025 / 4 February 2025



8th Satisfaction Loyalty Engagement 2025
The Best General Insurance (Gross Premium >IDR3 Trillion) in Customer Satisfaction on Website and Branch Index

Penyelenggara / Organizer:
Infobank

Tanggal Perolehan / Receipt Date:
4 Februari 2025 / 4 February 2025



8th Satisfaction Loyalty Engagement 2025
The Best General Insurance (Gross Premium >IDR3 Trillion) in Engagement Index

Penyelenggara / Organizer:
Infobank

Tanggal Perolehan / Receipt Date:
4 Februari 2025 / 4 February 2025



8th Satisfaction Loyalty Engagement 2025
The Best General Insurance (Gross Premium >IDR3 Trillion) in Loyality Index

Penyelenggara / Organizer:
Infobank

Tanggal Perolehan / Receipt Date:
4 Februari 2025 / 4 February 2025



8th Satisfaction Loyalty Engagement 2025
The Best General Insurance (Gross Premium >IDR3 Trillion) in Marketing Engagement Index

Penyelenggara / Organizer:
Infobank

Tanggal Perolehan / Receipt Date:
4 Februari 2025 / 4 February 2025



8th Satisfaction Loyalty Engagement 2025
The Best General Insurance in Satisfaction, Loyality, and Engagement 2025 (Gross Premium Under IDR3 Trillion)

Penyelenggara / Organizer:
Infobank

Tanggal Perolehan / Receipt Date:
4 Februari 2025 / 4 February 2025



8th Satisfaction Loyalty Engagement 2025
The Best General Insurance (Gross Premium >IDR3 Trillion) in Satisfaction Index

Penyelenggara / Organizer:
Infobank

Tanggal Perolehan / Receipt Date:
4 Februari 2025 / 4 February 2025



TOP CSR Awards 2025 # Star 5

Penyelenggara / Organizer:
Top Business

Tanggal Perolehan / Receipt Date:
11 Juni 2025 / 11 June 2025



Howen Widjaja, TOP Leader on CSR Commitment 2025



Penyelenggara / Organizer:
Top Business

Tanggal Perolehan / Receipt Date:
11 Juni 2025 / 11 June 2025

Insurance Market Leader Award 2025
National General Insurance Market Leader Award 2025



Penyelenggara / Organizer:
Media Asuransi

Tanggal Perolehan / Receipt Date:
16 Juli 2025 / 16 July 2025

26th Insurance Award 2025
The Excellent Performance General Insurance Company Equity Class Under IDR2,5 Trillion



Penyelenggara / Organizer:
Infobank

Tanggal Perolehan / Receipt Date:
1 Agustus 2025 / 1 August 2025

TOP GRC Awards 2025 # 5 Stars



Penyelenggara / Organizer:
Top Business

Tanggal Perolehan / Receipt Date:
8 September 2025 / 8 September 2025

Howen Widjaja, The Most Committed GRC Leader 2025



Penyelenggara / Organizer:
Top Business

Tanggal Perolehan / Receipt Date:
8 September 2025 / 8 September 2025

14th Infobank Sharia Award 2025
The Excellence Performance Sharia General Insurance Business Unit 2025 (Based on Financial Performance 2024)



Penyelenggara / Organizer:
Infobank

Tanggal Perolehan / Receipt Date:
2 Oktober 2025 / 2 Oktober 2025



PT Asuransi Simas Jiwa

Alamat Kantor Pusat
Head Office Address

Gedung Simas Jiwa
Jl. Lombok No. 73
Jakarta Pusat / Central Jakarta 10350
(021) 2854 7999
0888 1234 008
cs@simasjiwa.com.id
www.simasjiwa.co.id

Profil Perusahaan

Pada awal didirikan tahun 2003, PT Asuransi Simas Jiwa (Asuransi Simas Jiwa/ASJ) dikenal dengan nama PT Asuransi Jiwa Mega Life. Setelah terjadinya perubahan struktur manajemen dan kepemilikan saham, perusahaan mengubah nama menjadi PT Asuransi Simas Jiwa atau Simas Jiwa. Perubahan nama tersebut dilakukan untuk lebih mendekatkan perusahaan kepada seluruh lapisan masyarakat sampai ke pelosok tanah air, yang memberikan makna bahwa keputusan nasabah untuk memiliki perlindungan nilai ekonomis bersama perusahaan, memberikan cahaya kebajikan, dan kenyamanan bagi jiwa nasabah.

Langkah yang dilakukan untuk mendekatkan perusahaan dengan masyarakat dibuktikan dengan wilayah operasional perusahaan yang tersebar di beberapa kota besar di Indonesia. ASJ memiliki 9 kantor pemasaran/*sales office* di 9 kota, yakni Medan, Bogor, Bandung, Semarang, Makassar, Surabaya, Manado, Denpasar, dan Jakarta.

Pada akhir tahun 2025, Asuransi Simas Jiwa memiliki 216 karyawan, terdiri dari 186 karyawan organik dan 30 karyawan non-organik. Karyawan-karyawan tersebut mendukung perusahaan untuk memberikan pelayanan optimal bagi nasabah.

Transformasi digital yang telah dijalankan ASJ pada tahun sebelumnya menjadi fondasi penting dalam mendorong efisiensi operasional dan peningkatan kualitas layanan kepada nasabah secara berkelanjutan. Penerapan sistem automasi *end-to end,* integrasi teknologi informasi dengan mitra bisnis melalui

Company Profile

When it was first established in 2003, PT Asuransi Simas Jiwa (Asuransi Simas Jiwa/ASJ) was known as PT Asuransi Jiwa Mega Life. Following changes in management structure and share ownership, the company changed its name to PT Asuransi Simas Jiwa or Simas Jiwa. The name change was intended to bring the Company closer to all levels of society across the nation, reflecting the meaning that customers' decisions to obtain economic protection with the Company bring light, goodwill, and peace of mind to their lives.

The above-mentioned approach is demonstrated by expanding the company's operational area to several big cities of Indonesia. ASJ has 9 sales offices in 9 cities, namely Medan, Bogor, Bandung, Semarang, Makassar, Surabaya, Manado, Denpasar, and Jakarta.

Until the end of 2025, Asuransi Simas Jiwa employed 216 people, consists of 186 organic employees and 30 non-organic employees. These employees have supported the company in providing the optimal services to the customers.

The digital transformation conducted by ASJ in previous years has served as crucial foundation in driving operational efficiency and continuous improvement of service quality for customers. The implementation of end-to-end automation system, integration of information technology with business partners via digital



protokol digital seperti *application programming interface* (API) dan *file transfer protocol* (FTP), serta pemanfaatan teknologi seperti *artificial intelligence* (AI), *big data*, dan *cloud computing* telah membentuk infrastruktur digital yang mendukung proses bisnis utama. Selain itu, penguatan sistem keamanan melalui operasional *security operation center* (SOC) serta kepatuhan terhadap standar ISO 27001:2023 menjadi bagian dari komitmen ASJ dalam menjaga integritas data nasabah dan ketahanan operasional.

Di samping fondasi digital tersebut, ASJ juga memfokuskan strategi bisnis pada pengembangan produk asuransi jiwa tradisional guna mendorong pertumbuhan premi reguler. Upaya ini didukung oleh ekspansi kemitraan bisnis baru serta penguatan saluran distribusi agensi, yang berkontribusi terhadap peningkatan penetrasi pasar dan jangkauan layanan di tahun 2025.

Produk dan Layanan

ASJ berkomitmen untuk senantiasa memenuhi kebutuhan nasabah melalui berbagai bentuk pengembangan dan inovasi berkelanjutan. Upaya ini mencakup peningkatan dalam aspek pelayanan digital, kualitas layanan, hingga produktivitas perusahaan. Dalam menjangkau nasabah secara lebih luas, ASJ menyediakan beragam kanal distribusi, antara lain *Sales Direct, Bancassurance, Internet Business,* Unit Usaha Syariah, dan Dana Pensiun Lembaga Keuangan. Untuk memberikan kemudahan akses, masyarakat juga dapat membeli produk asuransi secara

protocols such as application programming interfaces (API) and file transfer protocols (FTP), as well as the utilization of technologies like artificial intelligence (AI), big data, and cloud computing, have established a digital infrastructure supporting core business processes. In addition, strengthening the security system through the operation of the Security Operation Center (SOC) and compliance with ISO 27001:2023 standards form part of ASJ's commitment to maintaining customer data integrity and operational resilience.

In addition to the digital foundation, ASJ also focused its business strategy on developing traditional life insurance products to boost regular premium growth. This effort is backed by expansion of new business partnerships, as well as strengthening of agency distribution channels, which have contributed to better market penetration and service outreach in 2025.

Products and Services

ASJ is committed to constantly meeting its customers' needs through various forms of continuous development and innovation. These efforts include enhancements in digital services, service quality, and overall company productivity. To reach a broader customer base, ASJ provides a range of distribution channels, including Direct Sales, Bancassurance, Internet Business, Sharia Business Unit, and Financial Institution Pension Fund. To facilitate easier access, the public can also purchase insurance products online via klikasuransiku.com,

daring melalui klikasuransiku.com, serta memantau polis dan mengajukan klaim secara *online* melalui portal SiJi Access. Adapun jenis produk asuransi yang ditawarkan ASJ kepada nasabah, diungkapkan sebagai berikut.

as well as monitor the policy and submit claim online via SiJi Access portal. The various insurance products offered by ASJ to its customers, are listed as follows.

Produk Konvensional Conventional Products		Produk Syariah Sharia Products	
• SiJi Secure 1-3 • Asuransi SiJi Fixed Link - Dollar • Asuransi SiJi Fixed Link • Simas Maxi Pro • SiJi Critical High • Decreasing Term Life • SiJi Medical Care • SiJi Hospital Care • SiJi Care Protection	• SiJi Smart Kid • SiJi Guard 1-4 • SiJi Health 1-5 • Simas Jiwa Legacy • Simas Jaminan Pasti • SiJi Critical 3-5 • Simas Dana Pasti • Simas Serenity Plan • Simas Proteksi Pasti • Simas Scholarship Protection	• Simas Jiwa Legacy Syariah • SiJi Proteksi Pasti Syariah • Simas Investa Link Syariah • Simas Fixed Link Syariah	• SiJi Care Protection Syariah • SiJi Guard 1 Syariah • SiJi Secure 1 Syariah • SiJi Smart Kid Syariah

Pengurus

Dewan Komisaris

Komisaris Utama : Dumasi Marisina Magdalena Samosir
Komisaris Independen : Aditiawan Chandra
Komisaris Independen : Tengku Said Idris

Direksi

Direktur Utama : Dewi Listyaningtyas
Direktur : Gatot Herliyanto
Direktur : Nasib Parulian Simamora
Direktur : Rudy Hermawan
Direktur : Janty Sumirkan

Dewan Pengawas Syariah

Ahmad Nuryadi Asmawi

Management

Board of Commissioners

President Commissioner : Dumasi Marisina Magdalena Samosir
Independent Commissioner : Aditiawan Chandra
Independent Commissioner : Tengku Said Idris

Board of Directors

President Director : Dewi Listyaningtyas
Director : Gatot Herliyanto
Director : Nasib Parulian Simamora
Director : Rudy Hermawan
Director : Janty Sumirkan

Sharia Supervisory Board

Ahmad Nuryadi Asmawi

Kinerja Keuangan
Financial Performance

(dalam jutaan Rupiah, kecuali dinyatakan lain / in million Rupiah, unless stated otherwise)

Uraian	2025	2024*)	2023*)	Description
Posisi Keuangan / Financial Positions				
Aset	**25,285,202**	23,988,448	23,376,958	Assets
Liabilitas	**23,749,735**	22,588,668	22,139,983	Liabilities
Ekuitas	**1,535,467**	1,399,780	1,236,975	Equity
Laba (Rugi) dan Penghasilan Komprehensif Lain / Profit (Loss) and Other Comprehensive Income				
Pendapatan Usaha - Bersih	**352,947**	219,144	7,778,489	Operating Income - Net
Beban Usaha	**94,643**	66,035	7,620,130	Operating Expenses
Laba Sebelum Pajak	**210,687**	162,805	158,360	Profit Before Tax
Laba Tahun Berjalan	**210,687**	162,805	158,360	Profit for the Year
Penghasilan Komprehensif Lain	**-**	-	-	Other Comprehensive Income
Total Penghasilan Komprehensif	**210,687**	**162,805**	**158,360**	**Total Comprehensive Income**

*) Disajikan kembali. / Restated.

Peristiwa Penting
Significant Events

19 Maret 2025 / 19 March 2025



Simas Jiwa memasarkan produk Asuransi Jiwa Syariah di Kementerian Koperasi dalam Acara Ramadan Delight Market.

Simas Jiwa marketed its Sharia life insurance product at the Ministry of Cooperatives during the Ramadan Delight Market event.

11 Juni 2025 / 11 June 2025



Simas Jiwa memasarkan produk Asuransi Jiwa SiJi Proteksi Pasti dan Asuransi SiJi Smart Kid, bekerja sama dengan Bank CCBI di Sekolah Pahoa.

Simas Jiwa marketed its SiJi Proteksi Pasti Life Insurance and SiJi Smart Kid Insurance products in collaboration with Bank CCBI at Pahoa School.

20 Juni 2025 / 20 June 2025



Penandatanganan Perjanjian Kerja Sama Simas Jiwa dengan Bank Pembangunan Daerah Sulawesi Tenggara (BPD Sultra).

Cooperation Agreement signing between Simas Jiwa and Regional Development Bank of Southeast Sulawesi (BPD Sultra).

16 Juli 2025 / 16 July 2025



Launching Simas Scholarship Protection dengan Bank Sinarmas di Fairmont Hotel.

Launching of Simas Scholarship Protection in collaboration with Bank Sinarmas at Fairmont Hotel.

17 September 2025 / 17 September 2025



Agency Gala Dinner dengan tema "*You are the Star*".
Agency Gala Dinner themed "You Are the Star".

3-4 Oktober 2025 / 3-4 October 2025



Sinarmas Digital Day 2025 di Indonesia Convention Exhibition (ICE) BSD yang dihadiri oleh berbagai bisnis unit dari Sinarmas Group.

Sinarmas Digital Day 2025 at Indonesia Convention Exhibition (ICE) BSD, attended by various business units of Sinarmas Group.

20 Desember 2025 / 20 December 2025



Penandatanganan Perjanjian Kerja Sama Bank Syariah Indonesia dan PT Asuransi Simas Jiwa di JIEXPO Kemayoran.

Cooperation Agreement signing between Bank Syariah Indonesia and PT Asuransi Simas Jiwa at JIEXPO Kemayoran.

20 Desember 2025 / 20 December 2025



Simas Jiwa bersama Yayasan Mangrove Jakarta melaksanakan kegiatan penanaman pohon *mangrove* di Eco Wisata PIK. Kegiatan ini merupakan bentuk komitmen perusahaan dalam mendukung pelestarian lingkungan dan kawasan pesisir.

Simas Jiwa and Mangrove Jakarta Foundation, conducted mangrove tree planting activity at PIK Eco Tourism. This event is a form of the Company's commitment to support environment and coastal area preservation.

Penghargaan dan Sertifikasi
Awards and Certifications

Indonesia Public Relations Awards 2025
Crossing Cultures and Channels, Public Relation in Digital Era



Penyelenggara / Organizer:
Warta Ekonomi

Tanggal Perolehan / Receipt Date:
24 Januari 2025 / 24 January 2025

Indonesia Syariah Excellent Awards
Indonesia 20 Syariah Excellent Awards 2025



Penyelenggara / Organizer:
The Iconomics

Tanggal Perolehan / Receipt Date:
31 Januari 2025 / 31 January 2025

Indonesia Top Digital Innovation Awards 2025



Penyelenggara / Organizer:
The Iconomics

Tanggal Perolehan / Receipt Date:
14 Februari 2025 / 14 February 2025

Best Unit Link Awards
Simas Balance Fund Fund - Kategori Campuran IDR Konvensional 7 Tahun

Best Unit Link Awards
Simas Balance Fund Fund, Mixed Conventional Rupiah Category, 7-Years



Penyelenggara / Organizer:
Investortrust

Tanggal Perolehan / Receipt Date:
25 Februari 2025 / 25 February 2025

Best Unit Link Awards
Simas Tasyakur Fixed Fund - Kategori Pendapatan Tetap Syariah Periode 7 Tahun

Best Unit Link Awards
Simas Tasyakur Fixed Fund, Fixed Income Sharia Category, 7-Years Period

Penyelenggara / Organizer:
Investortrust

Tanggal Perolehan / Receipt Date:
25 Februari 2025 / 25 February 2025



Best Unit Link Awards
Simas Jiwa Investa Maxima Fund - Kategori Pendapatan Tetap IDR Konvensional Periode 7 Tahun

Best Unit Link Awards
Simas Jiwa Investa Maxima Fund, Conventional Rupiah Fixed Income Category, 7-Years

Penyelenggara / Organizer:
Investortrust

Tanggal Perolehan / Receipt Date:
25 Februari 2025 / 25 February 2025



Best Unit Link Awards
Simas Tasyakur Balance Fund - Kategori Campuran Syariah Periode 3 Tahun

Best Unit Link Awards
Simas Tasyakur Balance Fund, Mixed Sharia Category, 3-Years Period

Penyelenggara / Organizer:
Investortrust

Tanggal Perolehan / Receipt Date:
25 Februari 2025 / 25 February 2025



Best Unit Link Awards
SiJi Fixed Fund Dollar - Kategori Pendapatan Tetap USD Periode 3 Tahun

Best Unit Link Awards
SiJi Fixed Fund Dollar, USD Fixed Income Category, 3-Years Period

Penyelenggara / Organizer:
Investortrust

Tanggal Perolehan / Receipt Date:
25 Februari 2025 / 25 February 2025



Best Unit Link Awards
Simas Jiwa Fund Dollar - Kategori Pendapatan Tetap USD Periode 5 Tahun

Best Unit Link Awards
Simas Jiwa Fund Dollar, USD Fixed Income Category, 5-Years Period

Penyelenggara / Organizer:
Investortrust

Tanggal Perolehan / Receipt Date:
25 Februari 2025 / 25 February 2025



Best Unit Link Awards
Simas Jiwa Fund Dollar - Kategori Pendapatan Tetap USD Periode 7 Tahun

Best Unit Link Awards
Simas Jiwa Fund Dollar, USD Fixed Income Category, 7-Years Period

Penyelenggara / Organizer:
Investortrust

Tanggal Perolehan / Receipt Date:
25 Februari 2025 / 25 February 2025



Unit Link Awards 2025
Simas Tasyakur Balance Fund - Kategori Jenis Campuran Syariah

Unit Link Awards 2025
Simas Tasyakur Balance Fund, Mixed Sharia Category

Penyelenggara / Organizer:
Media Asuransi

Tanggal Perolehan / Receipt Date:
4 Maret 2025 / 4 March 2025



Unit Link Awards 2025
SiJi Fixed Investa Fund - Kategori Pendapatan Tetap Berdenominasi Rupiah

Unit Link Awards 2025
SiJi Fixed Investa Fund, Rupiah Denominated Fixed Income Category

Penyelenggara / Organizer:
Media Asuransi

Tanggal Perolehan / Receipt Date:
4 Maret 2025 / 4 March 2025



Unit Link Awards 2025
Simas Fixed Fund Dollar - Kategori Pendapatan Tetap Berdenominasi Dollar

Unit Link Awards 2025
Simas Fixed Fund Dollar, Dollar Denominated Fixed Income Category

Penyelenggara / Organizer:
Media Asuransi

Tanggal Perolehan / Receipt Date:
4 Maret 2025 / 4 March 2025



Most Trusted Financial Brands Awards 2025
Simas Link

Penyelenggara / Organizer:
Investortrust

Tanggal Perolehan / Receipt Date:
4 Maret 2025 / 4 March 2025



Good Corporate Governance Awards 2025
Building Indonesia's Business Future through Excellence Governance



Penyelenggara / Organizer:
Warta Ekonomi

Tanggal Perolehan / Receipt Date:
25 Juni 2025 / 25 June 2025

Market Leaders Awards 2025



Penyelenggara / Organizer:
Media Asuransi

Tanggal Perolehan / Receipt Date:
16 Juli 2025 / 16 July 2025

BRI Custody Awards
In Recognition of Its Outstanding Achievement as Antasena



Penyelenggara / Organizer:
PT Bank Rakyat Indonesia (Persero) Tbk

Tanggal Perolehan / Receipt Date:
25 Agustus 2025 / 25 August 2025

Indonesia Best Financial Awards



Penyelenggara / Organizer:
The Iconomics

Tanggal Perolehan / Receipt Date:
9 Oktober 2025 / 9 October 2025

APPARINDO Awards
Life Insurance Kategori Ekuitas di Atas Rp1,25 Triliun-4 Triliun

APPARINDO Awards
Life Insurance Category, Equity above IDR1.25 Trillion-Rp4 Trillion



Penyelenggara / Organizer:
Asosiasi Perusahaan Pialang Asuransi dan Reasuransi Indonesia (APPARINDO)

Tanggal Perolehan / Receipt Date:
31 Oktober 2025 / 31 October 2025



PT Asuransi Simas Insurtech

Alamat Kantor Pusat
Head Office Address

Menara Tekno Lt. 5 / 5th Fl.
Jl. Fachruddin No. 19
Jakarta Pusat / Central Jakarta 10250
(021) 5050 7777
simasinsurtech.com

Profil Perusahaan

PT Asuransi Simas Insurtech berdiri pada tahun 2013 di bidang asuransi, namun mulai beroperasi pada tahun 2014. Asuransi Simas Insurtech dibentuk untuk memenuhi kebutuhan masyarakat modern dalam berasuransi, yang dapat diakses secara *online,* baik melalui situs web maupun aplikasi di *smartphone*. Seluruh kegiatan asuransi dapat dilakukan secara *online* dan *real-time* dari proses pembelian polis, penerbitan e-polis, hingga proses klaim.

Pada tahun 2025, aktivitas bisnis Perseroan didukung oleh 32 karyawan yang andal dan profesional. Selain itu, Perseroan melakukan kegiatan usaha sesuai dengan rencana bisnis yang telah ditentukan dengan terus memperhatikan perkembangan ekonomi global dan domestik serta menyesuaikan aktivitas bisnis Perseroan agar selalu relevan dengan perkembangan dinamika masyarakat.

Bisnis Perseroan juga tumbuh dengan cukup signifikan pada tahun 2025. Hal ini tercermin dari pendapatan premi senilai Rp7,7 triliun atau tumbuh 102% dibandingkan dengan tahun 2024.

Dalam upaya merespons perkembangan zaman dan kemajuan teknologi, Perseroan juga telah memiliki produk-produk asuransi yang memberikan perlindungan terhadap kejahatan siber, baik terhadap perorangan ataupun badan hukum, yang berpotensi merugikan masyarakat.

Company Profile

PT Asuransi Simas Insurtech was established in 2013 to engage in the insurance sector, but started its operation in 2014. Simas Insurtech insurance was formed to address the insurance needs of modern society, which is accessible online, both via website or app on smartphone. All of the insurance activities can be conducted online and in real-time, from the process to purchase policy, e-policy issuance, to the claim process.

In 2025, the Company's business activities were supported by 32 reliable and professional employees. Also, the Company carried out its business activities in accordance with the established business plan, by constantly considering both global and domestic economic developments and adjusting the Company's business activities to remain relevant with the dynamics of the society.

The Company's business also grow significant growth in 2025. This is reflected in premium income of Rp7.7 trillion, a 102% growth compared to 2024.

In responding to developments and technological advancements, the Company also has insurance products that provide protection against cybercrime, both for individuals and legal entities, that have the potential to harm society.



Produk
Products

Asuransi Mobil
Car Insurance

Penggantian biaya transportasi dari Asuransi Mobil Simas Insurtech adalah penggantian yang diberikan apabila mobil tertanggung yang diasuransikan di Simas Insurtech (pembelian via *online* dengan memilih Paket Lengkap) melakukan klaim dan perlu diinapkan ke bengkel untuk perbaikannya. Penggantian akan diberikan berupa *voucher*/saldo *taxi online* dengan besaran yang sudah ditentukan di dalam polis.

Reimbursement of transportation cost from Simas Insurtech Car Insurance is a reimbursement provided should the insured's car insured at Simas Insurtech (via online purchase by selecting the Complete Package) makes a claim and needs to be taken to a workshop for repairs. Reimbursement will be provided in the form of an online taxi voucher/balance with specified amount set in the policy.

Asuransi Rumah
Home Insurance

Home Insurtech adalah salah satu produk asuransi unggulan dari Asuransi Simas Insurtech, yang dirancang dengan tujuan memberikan jaminan asuransi terlengkap guna melindungi rumah tinggal anda.

Home Insurtech is one of the featured superior insurance products of Simas Insurtech Insurance, designed with an aim to provide the most complete insurance guarantee to protect your home.

Asuransi *Flight Delay*
Flight Delay Insurance

Fly Protection adalah asuransi perjalanan yang menjamin keterlambatan perjalanan menggunakan pesawat terbang komersial dan berjadwal tetap, beserta dengan jaminan atas risiko meninggal dunia, cacat tetap total, dan biaya pengobatan rumah sakit akibat kecelakaan diri.

Fly Protection is travel insurance guaranteeing travel delays using commercial and fixed schedule planes, plus a coverage for risks of death, total permanent disability and hospital treatment costs due to personal accidents.

Asuransi Travel
Travel Insurance

Asuransi Simas Insurtech memiliki 2 produk asuransi Travi, yaitu:
- Simas Insurtech Travel Overseas; dan
- Simas Insurtech Travel Domestic.

Simas Insurtech Insurance has 2 Travi insurance products:
- Simas Insurtech Travel Overseas; and
- Simas Insurtech Travel Domestic.

Asuransi *Pet*
Pet Insurance

Produk asuransi hewan peliharaan khusus anjing dan kucing yang menjamin manfaat kematian akibat kecelakaan, kehilangan akibat pencurian, dan tanggung jawab hukum terhadap pihak ketiga.

Specific pet insurance product for dogs and cats guaranteeing death benefit due to accidents, loss to theft, and legal liability to third parties.

Asuransi Kecelakaan Diri
Personal Accident Insurance

Persona Simas Insurtech menanggung risiko kematian, cacat tetap keseluruhan dan cacat tetap sebagian, serta biaya perawatan akibat kecelakaan.

Persona Simas Insurtech covers the risk of death, total permanent disability and partial permanent disability, as well as the treatment costs from an accident.

Asuransi Mudik
Homeward-Bound Insurance

Mudik Insurtech adalah asuransi kecelakaan diri yang menjamin perjalanan mudik dengan menggunakan angkutan umum resmi (pesawat, kapal laut, kereta api, dan bus) serta kendaraan pribadi seperti minibus, sedan, dan sejenisnya.

Mudik Insurtech is personal accident insurance guaranteeing homeward-bound travel on official public transportation (planes, ships, trains, and buses) as well as private vehicles such as minibus, sedan, and the like.

Mikro
Micro

- Asuransi Mikro Warisanku
  MyInheritance Micro Insurance
- Asuransi Mikro Rumahku
  MyHouse Micro Insurance
- Asuransi Mikro Stop Usaha Erupsi
  Stop of Business-Eruption Micro Insurance
- Asuransi Mikro Stop Usaha Gempa Tsunami
  Stop of Business-Tsunami Earthquake Micro Insurance
- Asuransi Mikro Asuransiku
  MyInheritance Micro Insurance
- Asuransi Anti-Bangkrut (SIABANG) - Erupsi
  Anti-Bankruptcy Insurance (SIABANG)-Eruption
- Asuransi Anti-Bangkrut (SIABANG)-Gempa Tsunami
  Anti-Bankruptcy Insurance (SIABANG)-Earthquake Tsunami

Perjalanan
Travel

- Asuransi Perjalanan Simasnet
  Simasnet Travel Insurance
- Lion Air Travel Insurance

Kecelakaan Diri
Personal Accident

- Asuransi Kecelakaan Diri (PA)
  Personal Accident Insurance
- Asuransi Keterlambatan Penerbangan
  Flight Delay Protection
- Asuransi Kecelakaan Diri (PA) Columbia
  Columbia Personal Accident Insurance
- Asuransi Simasnet Mudik
  Simasnet Homeward-Bound Insurance
- Asuransi Kecelakaan Diri Teleproteksi
  Teleprotection Personal Accident Insurance
- Super Shield
- Asuransi Kecelakaan dan Kesehatan atau *Daily Cash*
  Personal Accident Daily Cash
- Asuransi Kecelakaan Diri Olahraga
  Personal Accident Sports
- Asuransi Tiket
  Ticket Protection
- Asuransi Menyelam
  Dive Insurance
- Simas Insurtech Accident Protection (SIAP)/ Homi Insurtech
- *Personal Accident* + Covid (Perluasan Jaminan)
  Personal Accident + Covid (Warranty Extension)

Kendaraan Bermotor
Motor Vehicle

- Asuransi Simas Net Mobil
  Simas Net Car Insurance
- Asuransi Simasnet Mobil TPL/Simasnet Mobil TJH
  TPL Car Simasnet Insurance/TJH Car Simasnet
- Mobil Insurtech
  Car Insurtech

Aneka
Various

- Asuransi Pet Simasnet
  Pet Insurance Simasnet
- Asuransi Pet Simasnet (MODIF)
  Pet Insurance Simasnet (MODIF)
- Asuransi *Moveable All Risk*
  Moveable All Risk Insurance
- Asuransi Sepeda/Asuransi Sepeda Simasnet
  Bike Insurance/Simasnet Bike Insurance
- Simas Insurtech Personal Cyber Insurance
- Simas Insurtech Heavy Equipment
- Asuransi Pernikahan
  Wedding Insurance
- Asuransi Perpanjangan Garansi
  Extended Warranty Insurance
- Asuransi Hewan
  Pet Insurance
- Travi Insurtech + Covid (Perluasan Jaminan)
  Travi Insurtech + Covid (Warranty Extension)

Harta Benda
Property

- Asuransi Kebakaran (Flexas) dan Jaminan Perluasan (*Allied Perils*)
  Fire and Allied Perils Insurance
- Asuransi Gempa Bumi
  Earthquake Insurance
- Property All Risk & Business Interruption
- Asuransi Kebakaran (*Home Protection*)
  Fire Insurance (Home Protection)
- Hole in One

Pengangkutan
Transportation

- Asuransi Tanggung Jawab atau Pengiriman Barang Lion Parcel
  Cargo Liability or Shipment Insurance Lion Parcel
- Marine Cargo Insurance
- Asuransi Tanggung Jawab Pengiriman Barang
  Cargo Liability Insurance

Kesehatan
Health

- Simasnet Sehat Gold

Tanggung Gugat
Liability

- Return Insurance
- Comprehensive General Liability
- Director's and Officer's Liability
- Simas Insurtech Cyber Enterprise Insurance
- Professional Indemnity
- Public Liability
- Management Liability

Rekayasa
Engineering

- Contractor's All Risk
- Machinery Breakdown
- Asuransi Semua Risiko Pemasangan
  Erection All Risk Insurance
- Asuransi Kompensasi Tenaga Kerja
  Workmen's Compensation Insurance

Kredit
Credit

- Asuransi Kredit
  Credit Insurance
- Asuransi Kredit (Naik Limit)
  Credit Insurance (Limit Top Up)

Pengurus

Dewan Komisaris

Komisaris Utama : Erick Alfonsius Wayong
Komisaris Independen : Iman Tjahya Abdulah
Komisaris Independen : J. Chandra Setiawan Puspito

Direksi

Direktur Utama : Dharmanto Raharjo
Direktur : Yosept Dirgo
Direktur : I Made Yoga Mahardhika

Management

Board of Commissioners

President Commissioner : Erick Alfonsius Wayong
Independent Commissioner : Iman Tjahya Abdulah
Independent Commissioner : J. Chandra Setiawan Puspito

Board of Directors

President Director : Dharmanto Raharjo
Director : Yosept Dirgo
Director : I Made Yoga Mahardhika

Kinerja Keuangan
Financial Performance

(dalam jutaan Rupiah, kecuali dinyatakan lain / in million Rupiah, unless stated otherwise)

Uraian	2025	2024*)	2023*)	Description
Posisi Keuangan / Financial Positions				
Aset	**3,200,269**	1,475,511	778,680	Assets
Liabilitas	**1,921,431**	729,865	295,131	Liabilities
Ekuitas	**1,278,838**	745,646	483,549	Equity

*) Disajikan kembali. / Restated.

(dalam jutaan Rupiah, kecuali dinyatakan lain / in million Rupiah, unless stated otherwise)

Uraian	2025	2024*)	2023*)	Description
Laba Rugi dan Penghasilan Komprehensif Lain / Profit Loss and Other Comprehensive Income				
Pendapatan Usaha	**531,627**	57,055	309,775	Total Income
Beban Usaha	**19,850**	14,453	103,098	Expense
Laba Sebelum Pajak	**519,374**	54,747	207,051	Profit Before Tax
Laba Tahun Berjalan	**529,667**	67,418	219,728	Profit for the Year
Penghasilan (Rugi) Komprehensif Lain Setelah Pajak	**926**	(5,269)	1,027	Other Comprehensive Income (Loss) - Net of Tax
Total Penghasilan (Rugi) Komprehensif	**530,593**	**62,149**	**220,755**	**Total Comprehensive Income (Loss)**

*) Disajikan kembali. / Restated.

Penghargaan dan Sertifikasi
Awards and Certifications

Investortrust Best Insurance 2025 pada Kategori Asuransi Umum (Aset Rp1 Triliun-Rp2 Triliun)

Investortrust Best Insurance 2025
in the General Insurance Category (Assets of Rp1 Trillion-Rp2 Trillion)

Penyelenggara / Organizer:
Investortrust

Tanggal Perolehan / Receipt Date:
25 Juni 2025 / 25 June 2025



National General Insurance Market Leader Awards 2025

Penyelenggara / Organizer:
Media Asuransi

Tanggal Perolehan / Receipt Date:
16 Juli 2025 / 16 July 2025



General Insurance with the Best Gross Premium Growth

Penyelenggara / Organizer:
Infobank

Tanggal Perolehan / Receipt Date:
1 Agustus 2025 / 1 August 2025



Best General Insurance 2025 pada Ekuitas Rp500 Miliar-Rp1 Triliun

Best General Insurance 2025
in the Equity Category of Rp500 Billion-Rp1 Trillion



Penyelenggara / Organizer:
Media Asuransi

Tanggal Perolehan / Receipt Date:
12 November 2025 / 12 November 2025



PT Reasuransi Nusantara Makmur

Alamat Kantor Pusat
Head Office Address

Menara Tekno Lt. 5 / 5th Fl.
Jl. Fachruddin No. 19
Jakarta Pusat / Central Jakarta 10250
(021) 291 89977 Ext. 15000
(021) 406 10002
www.nusantararare.com

Profil Perusahaan

PT Reasuransi Nusantara Makmur atau Nusantara Re merupakan perusahaan asuransi yang berdiri sejak tahun 2017. Perusahaan yang tergabung dalam Grup Sinarmas Multiartha ini memiliki 65 karyawan yang ahli di bidangnya.

Pada tahun 2025, Perseroan memfokuskan strategi bisnis pada penguatan posisi sebagai *treaty leader* di segmen asuransi *non-life*, yang tercermin dari perolehan peran sebagai *treaty leader* pada 18 perusahaan asuransi *non-life*. Di samping itu, Perseroan juga mengembangkan bisnis reasuransi *life* yang memiliki potensi pertumbuhan besar, serta memperkuat pengembangan bisnis syariah sejalan dengan rencana pelaksanaan *spin off* unit syariah pada tahun 2026.

Company Profile

PT Reinsurance Nusantara Makmur or Nusantara Re is an insurance company established in 2017. A part of Sinarmas Multiartha Group, the Company has 65 employees who are experts in their fields.

In 2025, the Company focused its business strategy on strengthening its position as a treaty leader in non-life insurance segment, as reflected in its role as treaty leader for 18 non-life insurance companies. Further, the Company also developed the life reinsurance business, which has significant growth potential, as well as strengthening the development of its sharia business, following the planned spin-off of sharia unit in 2026.

Produk

- *Treaty*
- *Facultative*

Products

- Treaty
- Facultative

Pengurus

Dewan Komisaris

Komisaris Utama : I Ketut Pasek Swastika
Komisaris Independen : Mohammad Shaifie Zein
Komisaris Independen : Rizal Novandi

Management

Board of Commissioners

President Commissioner : I Ketut Pasek Swastika
Independent Commissioner : Mohammad Shaifie Zein
Independent Commissioner : Rizal Novandi



Direksi

Direktur Utama : Eka Priadi Wongso
Direktur Kepatuhan : Himawan Yustiono
Direktur : Nandina Cakradinata

Board of Directors

President Director : Eka Priadi Wongso
Director Compliance : Himawan Yustiono
Director : Nandina Cakradinata

Dewan Pengawas Syariah

Ketua : Luqyan Tamanni
Anggota : Muhammad Fahri Farid

Sharia Supervisory Board

Chairman : Luqyan Tamanni
Member : Muhammad Fahri Farid

Kinerja Keuangan
Financial Performance

(dalam jutaan Rupiah, kecuali dinyatakan lain / in million Rupiah, unless stated otherwise)

Uraian	2025	2024	2023	Description
Posisi Keuangan / Financial Positions				
Aset	**3,808,913**	3,330,003	3,146,744	Assets
Liabilitas	**2,689,110**	2,403,428	2,453,417	Liabilities
Ekuitas	**1,119,803**	926,574	693,327	Equity
Laba Rugi dan Penghasilan Komprehensif Lain / Profit Loss and Other Comprehensive Income				
Pendapatan Usaha	**254,282**	354,393	155,158	Total Income
Beban Usaha	**89,090**	(56,003)	51,995	Expense
Laba Sebelum Pajak	**168,402**	289,571	103,164	Profit Before Tax
Laba Bersih Tahun Berjalan	**193,228**	247,990	90,815	Profit for the Year

Penghargaan dan Sertifikasi
Awards and Certifications

APPARINDO Awards 2025
Category Reinsurance



Penyelenggara / Organizer:
Asosiasi Perusahaan Pialang Asuransi dan Reasuransi Indonesia (APPARINDO) /
Indonesian Insurance and Reinsurance Broker Association (APPARINDO)

Tanggal Perolehan / Receipt Date:
31 Oktober 2025 / 31 October 2025





PT Sinar Mas Multifinance

Alamat Kantor Pusat
Head Office Address

Jl. Lombok No. 71
Jakarta 10350
(021) 3190 2888
(021) 3190 3589
cs@simasfinance.co.id
www.simasfinance.co.id

Profil Perusahaan

PT Sinar Mas Multifinance didirikan 7 September 1985 dengan nama PT Sinar Supra Leasing Company. Perusahaan melakukan perubahan nama menjadi PT Sinar Mas Multifinance setelah diakuisisi PT Sinar Mas Multiartha Tbk pada 2 Februari 1996. Berdasarkan Anggaran Dasar, maksud dan tujuan Perseroan adalah berusaha dalam bidang lembaga pembiayaan berupa sewa guna usaha, anjak piutang, dan pembiayaan konsumen. Hingga akhir tahun 2025, perusahaan telah memiliki 111 kantor cabang, 280 *outlet*, serta didukung oleh 1.917 karyawan yang andal dan kompeten.

Dalam rangka mendukung pertumbuhan usaha dan menjawab kebutuhan pasar yang terus berkembang, Perseroan terus mendorong transformasi digital serta peningkatan kualitas operasional. Sejak diluncurkan pada tahun 2023, aplikasi GARASI Dealer telah menjadi salah satu inisiatif strategis dalam memperluas akses pembiayaan jual beli mobil bekas. Aplikasi ini dirancang sebagai solusi terintegrasi bagi *dealer* mitra dan calon pembeli, dengan fitur-fitur unggulan, seperti penyesuaian harga, pemantauan status aplikasi secara *real-time*, persetujuan pinjaman instan, simulasi perhitungan kredit, dan pengelolaan dokumen digital.

Di sisi lain, perusahaan juga terus memperkuat kualitas operasional melalui strategi peningkatan produktivitas penagihan. Langkah ini dilakukan melalui pelatihan berkelanjutan kepada sumber daya manusia serta evaluasi menyeluruh atas efektivitas penanganan pembiayaan bermasalah. Upaya ini menjadi bagian dari komitmen Perseroan untuk menjaga kualitas portofolio dan memperkuat daya saing di tengah dinamika industri pembiayaan.

Company Profile

PT Sinar Mas Multifinance was established on 7 September 1985 under the name of PT Sinar Supra Leasing Company. The Company changed its name to PT Sinar Mas Multifinance after it was acquired by PT Sinar Mas Multiartha Tbk on 2 February 1996. Based on the Articles of Association, the purpose and objective of the Company are to engage in financing such as leasing, factoring, and consumer financing. As of the end of 2025, the company had 111 branch offices and 280 outlets, supported by 1,917 reliable and competent employees.

In supporting its business growth and respond to the ever-increasing market needs, the Company continues to drive digital transformation and enhance operational quality. Ever since its launch in 2023, the GARASI Dealer application has been one of the strategic initiatives in expanding the financing access used car transactions. This application is designed as an integrated solution for partner dealers and prospective buyers, featuring key capabilities such as price customization, real-time application status tracking, instant loan approval, credit simulation, and digital document management.

On the other hand, the company continues to strengthen operational quality through strategies to enhance collection productivity. This initiative is carried out through continuous training for human resources and comprehensive evaluations of the effectiveness of non-performing financing management. These efforts form part of the Company's commitment to maintaining portfolio quality and strengthening competitiveness amid the dynamics of the financing industry.



Produk

Berdasarkan Anggaran Dasar, produk yang ditawarkan perusahaan terbagi ke dalam beberapa kategori berikut.

1. Pembiayaan Multiguna
   a. Pembiayaan untuk pembelian kendaraan roda empat, baik bekas maupun baru, dengan pembayaran secara angsuran.
   b. Fasilitas dana dengan agunan Buku Kepemilikan Kendaraan Bermotor (BPKB).
2. Pembiayaan Modal Kerja
   Anjak piutang dengan pemberian jaminan dari pemberi penjual piutang (*factoring with recourse*).
3. Pembiayaan Investasi
   Pembiayaan investasi dengan skema sewa pembiayaan.
4. Pembiayaan Syariah
   Pembiayaan jasa syariah yang ditujukan untuk pembiayaan perjalanan ibadah Haji dan kendaraan roda empat, khususnya Provinsi Aceh.

Products

Based on the Article of Association, products offered by the company can be divided into the following category.

1. Multi-purpose Financing
   a. Financing to buy cars, either used or new, by paying in instalments.
   b. Funding facilities by using the Vehicle Ownership Document (BPKB) as collateral.
2. Working Capital Financing
   Factoring with recourse from the assignor of receivables.
3. Investment Financing
   Investment financing with finance lease scheme.
4. Sharia Financing
   Sharia financing service intended to finance Hajj pilgrimage and cars, particularly in Aceh Province.

Pengurus

Dewan Komisaris

Komisaris Utama	: Indra Widjaja
Komisaris	: Loa Johny Mailoa
Komisaris Independen	: Mulabasa Hutabarat
Komisaris Independen	: Eko Nugroho Tjahjadi

Management

Board of Commissioners

President Commissioner	: Indra Widjaja
Commissioner	: Loa Johny Mailoa
Independent Commissioner	: Mulabasa Hutabarat
Independent Commissioner	: Eko Nugroho Tjahjadi

Direksi

Direktur Utama	: Rosalina Dhanudimuljo
Direktur	: Henry Ricardo Liasnawi
Direktur	: Ricky Faerus
Direktur	: Robby Tricahyo Wibowo

Board of Directors

President Director	: Rosalina Dhanudimuljo
Director	: Henry Ricardo Liasnawi
Director	: Ricky Faerus
Director	: Robby Tricahyo Wibowo

Kinerja Keuangan
Financial Performance

(dalam jutaan Rupiah, kecuali dinyatakan lain / in million Rupiah, unless stated otherwise)

Uraian	2025	2024	2023	Description
Posisi Keuangan / Financial Positions				
Aset	**7,650,547**	6,227,856	6,436,265	Assets
Liabilitas	**5,590,994**	5,076,737	5,129,639	Liabilities
Ekuitas	**2,059,553**	1,151,119	1,306,626	Equity
Laba Rugi dan Penghasilan Komprehensif Lain Konsolidasian / Consolidated Profit Loss and Other Comprehensive Income				
Total Pendapatan	**1,361,821**	4,690,122	3,368,784	Total Income
Total Beban	**829,753**	5,275,723	3,727,383	Total Expenses
(Rugi) Laba Sebelum Pajak	**532,068**	(585,601)	(358,599)	(Loss) Profit Before Tax
Laba (Rugi) Bersih	**519,965**	(550,769)	(349,065)	Net Profit (Loss)
Total Penghasilan (Rugi) Komprehensif Lain	**165**	(4,738)	(30,202)	Total Other Comprehensive Income (Loss)
Total Penghasilan (Rugi) Komprehensif	**520,131**	**(555,769)**	**(379,267)**	**Total Comprehensive Income (Lost)**

Peristiwa Penting
Significant Events

19 Juni 2025 / 19 June 2025

Perusahaan mengadakan Rapat Umum Pemegang Saham (RUPS) Tahunan berdasarkan Akta Pernyataan Keputusan Rapat PT Sinar Mas Multifinance No. 1705 tanggal 19 Juni 2025.

The Company held the Annual General Meeting of Shareholders (GMS) based on the Deed of Statement of Meeting Resolutions of PT Sinar Mas Multifinance No. 1705 dated 19 June 2025.

15 September 2025 / 15 September 2025



Perusahaan merayakan hari jadinya yang ke-40 di Plaza Simas ASM, Jakarta dengan mengusung tagar #SemuaBisa sebagai simbol semangat kebersamaan dan optimisme menatap masa depan. Dalam sambutannya, Direktur Utama Ibu Rosalina Dhanudimuljo menyampaikan apresiasi atas ketangguhan Perseroan yang mampu melewati berbagai krisis sejak 1985 hingga kini, serta mengajak seluruh karyawan bersinergi demi mencapai profitabilitas berkelanjutan. Perayaan ini dihadiri langsung oleh karyawan Kantor Pusat Non-Operasional dan disaksikan secara daring oleh ratusan karyawan cabang, serta turut dihadiri perwakilan *sister company* sebagai bentuk dukungan dan sinergi. Rangkaian acara meliputi foto bersama, pemotongan kue, makan malam, hiburan musik, serta pemberian penghargaan kepada pemenang berbagai lomba internal yang diselenggarakan untuk memeriahkan peringatan hari jadi Perseroan.

The Company celebrated its 40th anniversary at Plaza Simas ASM, Jakarta, with hashtag #SemuaBisa as a symbol of togetherness and optimism to face the future. In her remarks, President Director Mrs. Rosalina Dhanudimuljo expressed appreciation for the Company's resilience in navigating various crises since 1985 until now, and encouraged all employees to synergize in achieving sustainable profitability. The celebration was attended physically by employees of Non-Operational Head Office and virtually by hundreds of employees from branch offices, as well as representatives from sister company as a form of support and synergy. Agendas of the event included group photo session, cake cutting, dinner, musical entertainment, and presentation of awards to the winners of various internal competitions organized to enliven the Company's anniversary celebration.

3-4 Oktober 2025 / 3-4 October 2025



Perusahaan berpartisipasi dalam Sinar Mas Digital Day 2025, ajang tahunan yang mempertemukan seluruh pilar bisnis Sinar Mas Group dalam rangka mempercepat transformasi digital, bertepatan dengan peringatan 87 tahun Sinar Mas yang mengusung tema "*Together We Go Far, Fast, Towards Infinite Future*". Kegiatan yang berlangsung selama 2 hari di ICE BSD ini menghadirkan berbagai sesi dan pameran inovasi, di mana Perseroan melalui Sinar Mas Multifinance memperkenalkan fitur *Carmatch* pada aplikasi Simfast yang membantu mencocokkan pendapatan bulanan dengan pilihan kendaraan sesuai anggaran, serta membuka uji coba langsung yang diikuti lebih dari 150 pengunjung, sebagai wujud komitmen dalam menghadirkan solusi pembiayaan yang lebih modern, cepat, mudah, dan transparan.

The Company participated in Sinar Mas Digital Day 2025, an annual event that brings together all business pillars of the Sinar Mas Group in order to accelerate digital transformation, held in conjunction with the 87th anniversary of Sinar Mas with the theme "Together We Go Far, Fast, Towards Infinite Future". The 2 days event held at ICE BSD featured various sessions and innovation exhibitions, where the Company, through Sinar Mas Multifinance, introduced the Carmatch feature in the Simfast application, which helps match monthly income with vehicle options according to budget, and also conducted live trials attended by more than 150 visitors, as a manifestation of its commitment to providing financing solutions that are more modern, fast, easy, and transparent.

10-12 Oktober 2025 / 10-12 October 2025



Perusahaan melaksanakan kegiatan edukasi dan literasi keuangan kepada masyarakat dengan berpartisipasi dalam acara "*Multifinance Day* 2025" yang diselenggarakan oleh Asosiasi Perusahaan Pembiayaan Indonesia (APPI) di Atrium 3 Manado Town Square, Manado, Sulawesi Utara, dalam rangka Bulan Inklusi Keuangan 2025.

The Company held public financial education and literacy activities by participating in the "Multifinance Day 2025" event, organized by Indonesian Financing Companies Association (APPI) at Atrium 3, Manado Town Square, Manado, North Sulawesi, as part of Financial Inclusion Month 2025.

11-13 Desember 2025 / 11-13 December 2025



Perusahaan menyelenggarakan kegiatan *Management Camp* di Bandung, Jawa Barat, yang diikuti oleh sekitar 56 peserta dari jajaran *Department Head* dan manajemen senior. Kegiatan ini bertujuan memperkuat sinergi antar pimpinan unit kerja melalui sesi *meeting*, *internal sharing* terkait perkembangan kinerja dan arah bisnis ke depan, serta kegiatan *team building*. Rangkaian kegiatan ditutup dengan program CSR *Amazing Race* yang melibatkan kunjungan ke beberapa panti asuhan di wilayah Bandung.

The Company held a Management Camp in Bandung, West Java, attended by around 56 participants from Department Head level and senior management. The activity aimed to strengthen synergy among leaders of work units through meeting sessions, internal sharing on performance development and future business direction, as well as team-building activities. The series of events were wrapped up with CSR Amazing Race program, which consists of visits to several orphanages in Bandung area.

PT AB Sinar Mas Multifinance

Alamat Kantor Pusat
Head Office Address

Menara Tekno Lt. 7 / 7th Fl.
Jl. Fachruddin No. 19
Jakarta Pusat / Central Jakarta 10250
(021) 392 5660
(021) 392 5788
corporate@absimasfinance.co.id
www.absimasfinance.co.id

Profil Perusahaan

PT AB Sinar Mas Multifinance merupakan Entitas Anak PT Sinar Mas Multiartha Tbk yang bergerak dalam bidang pembiayaan, terutama dalam bidang sewa guna usaha dan anjak piutang dengan segmen pasar nasabah korporasi. AB Sinar Mas Multifinance secara konsisten melakukan berbagai pengembangan usaha dan menyusun berbagai strategi usaha, khususnya dalam menghadapi persaingan di industri pembiayaan di tengah kemajuan teknologi, salah satunya melalui strategi *cross selling*, yaitu melakukan penjualan antarperusahaan dalam satu grup usaha Sinar Mas. Melalui dukungan dan kerja keras 27 karyawan, AB Sinar Mas Multifinance terus tumbuh positif dan dapat menciptakan kenaikan pendapatan usaha.

Produk

AB Sinar Mas Multifinance menyediakan beberapa produk yang dibutuhkan nasabah korporasi, yaitu:

1. Pembiayaan Multiguna
   a. Pembiayaan untuk pembelian kendaraan roda empat, baik bekas maupun baru, dengan pembayaran secara angsuran.
   b. Fasilitas dana dengan agunan Buku Kepemilikan Kendaraan Bermotor (BPKB).
2. Pembiayaan Modal Kerja
   Anjak piutang dengan pemberian jaminan dari pemberi penjual piutang (*factoring with recourse*).
3. Pembiayaan Investasi
   Pembiayaan investasi dengan skema sewa pembiayaan.

Company Profile

PT AB Sinar Mas Multifinance is the Subsidiary of PT Sinar Mas Multiartha Tbk that operates in financing, particularly leasing and factoring with corporate customer as its market segment. AB Sinar Mas Multifinance consistently carries out various business development and sets up various business strategies, mainly to face competition in the financing industry amid the advancement of technology, one of which through the cross-selling strategy, by having sales among companies within Sinar Mas business group. With the support and hard work of 27 employees, AB Sinar Mas Multifinance continues its positive growth and able to increase its operating income.

Products

Outlined below are the list of products AB Sinar Mas Multifinance offers to its corporate customers:

1. Multi-purpose Financing
   a. Financing to buy cars, either used or new, by paying in instalments.
   b. Funding facilities by using the Vehicle Ownership Document (BPKB) as collateral.
2. Working Capital Financing
   Factoring with recourse is an agreement of which the client must repurchase unpaid receivables from the factor.
3. Investment Financing
   Investment financing with finance lease scheme.



4. Pembiayaan Syariah
   Pembiayaan jasa syariah yang ditujukan untuk pembiayaan perjalanan ibadah haji dan kendaraan roda empat.

4. Sharia Financing
   Sharia financing service intended to finance Hajj pilgrimage and cars.

Pengurus

Dewan Komisaris

Komisaris Utama : Indra Widjaja
Komisaris : Felix
Komisaris Independen : Herry Hermana S

Direksi

Direktur Utama : Edy Tjandra
Direktur : Andri Bachtiar

Management

Board of Commissioners

President Commissioner : Indra Widjaja
Commissioner : Felix
Independent Commissioner : Herry Hermana S

Board of Directors

President Director : Edy Tjandra
Director : Andri Bachtiar

Kinerja Keuangan
Financial Performance

(dalam jutaan Rupiah, kecuali dinyatakan lain / in million Rupiah, unless stated otherwise)

Uraian	2025	2024	2023	Description
Posisi Keuangan / Financial Positions				
Aset	**923,007**	1,172,074	1,491,529	Assets
Liabilitas	**230,963**	520,481	880,755	Liabilities
Ekuitas	**692,044**	651,593	610,774	Equity

(dalam jutaan Rupiah, kecuali dinyatakan lain / in million Rupiah, unless stated otherwise)

Uraian	2025	2024	2023	Description
Laba Rugi dan Penghasilan Komprehensif Lain / Profit Loss and Other Comprehensive Income				
Total Pendapatan	**139,323**	136,934	228,189	Total Income
Total Beban	**89,150**	86,258	195,051	Total Expense
Laba Sebelum Pajak	**50,173**	50,675	33,138	Profit Before Tax
Laba Tahun Berjalan	**40,432**	40,837	25,043	Profit for the Year
Total Penghasilan (Rugi) Komprehensif Lain	**19**	(18)	(221)	Total Other Comprehensive Income (Loss)
Total Penghasilan Komprehensif	**40,451**	**40,819**	**24,822**	**Total Comprehensive Income**

Peristiwa Penting
Significant Events



AB Simas Finance Turut Serta dalam Multifinance Day 2025.
AB Simas Finance Participated in Multifinance Day 2025.

Penghargaan dan Sertifikasi
Awards and Certifications

Perusahaan Multifinance dengan Kinerja Keuangan "Sangat Bagus" periode 2023-2024
Multifinance Company with "Very Good" Financial Performance, 2023-2024 period

Penyelenggara / Organizer:
Infobank

21st Multifinance Award 2025
The Excellent Performance Multifinance Company (Asset Class IDR1 Trillion to < IDR5 Trillion)



Penyelenggara / Organizer:
Infobank

21st Multifinance Award 2025
Multifinance Company with Consistent Excellent Performance for 5 Consecutive Years (2020-2024)



Penyelenggara / Organizer:
Infobank

The Most Promising Multifinance 2025 - Based on Financial Performance 2022-2024 - Multifinance Company Category with Assets Rp1 Trillion Less Than Rp2,5 Trillion



Penyelenggara / Organizer:
The Finance

Tanggal Perolehan / Receipt Date:
28 Oktober 2025 / 28 October 2025



PT Sinarmas Sekuritas

Alamat Kantor Pusat
Head Office Address

Sinar Mas Land Plaza
Tower III Lt. 5-6 / 5th-6th Fl.
Jl. MH Thamrin No. 51
Jakarta 10350
(021) 5050 7000
(021) 392 5540/392 7177
cs@sinarmassekuritas.co.id
www.sinarmassekuritas.co.id

Profil Perusahaan

PT Sinarmas Sekuritas didirikan tahun 1988 dengan nama PT Sinarmas Ekagraha Money Changer yang bergerak dalam bidang perdagangan valuta asing, *traveler's cheque*, dan surat-surat berharga lainnya dalam valuta asing. PT Sinarmas Ekagraha Money Changer mengalami 2 kali pergantian nama, pertama tahun 1989 menjadi PT Sinarmas Ekagraha, dan kedua tahun 1995 menjadi PT Sinarmas Sekuritas hingga saat ini. Pada tahun 2025, Sinarmas Sekuritas memiliki 22 kantor cabang di seluruh Indonesia serta didukung 213 karyawan, dengan beberapa produk unggulan seperti *brokerage service, corporate finance* (termasuk *fixed income broker service*), galeri investasi, dan layanan agen penjual efek reksa dana (APERD).

Company Profile

PT Sinarmas Sekuritas was established in 1998 under the name of PT Sinarmas Ekagraha Money Changer that operates in foreign exchange trading, traveler's cheque, and other foreign currency securities. In 1989 PT Sinarmas Ekagraha Money Changer changed its name to PT Sinarmas Ekagraha, then in 1995 the Company changed its name to PT Sinarmas Sekuritas until now. In 2025, Sinarmas Sekuritas has 22 branch offices all over Indonesia and backed by 213 employees, offering several flagship products such as brokerage services, corporate finance (including fixed income broker services), investment galleries, and mutual fund selling agent (APERD) services.

Produk
Products

Retail

Mass Retail
- Digital Equity Product Initiative & Management
- Mutual Funds
- Market Research
- Digital Marketing
- Distribution
- Operations Control

High Net Worth Individual (HNWI)
- Relationship Manager
- Other Retail Service



Institusi
Institution

- Equity Capital Market (Brokerage)
- Investment Banking Capital Service
- Equity Sales & Dealing
- Fixed Income
- Equity Research & Strategy
- Fixed Income Research
- Economic Research

SimInvest

SimInvest Desktop

Aplikasi perdagangan ekuitas daring yang memungkinkan nasabah melakukan transaksi jual beli saham tanpa melalui *sales*/broker, memantau langsung perkembangan harga saham, serta mendapatkan informasi terkini mengenai transaksi saham dengan lebih cepat, akurat, dan fleksibel di desktop. Dilengkapi sistem enkripsi *secured socket layer* (SSL), seperti yang digunakan pada *internet banking*, nasabah dapat melaksanakan transaksi saham secara *real-time* dengan aman melalui komputer di mana saja dan kapan saja.

SimInvest Desktop

An online equity trading application that allows the customers to make stock trading transactions without going through sales/brokers, directly monitor stock price developments, and to get the latest information on stock transactions on the desktop in a quick, accurate, and flexible manner. It is equipped with a secured socket layer (SSL) encryption system, as used in internet banking, the customers can carry out real-time stock transactions safely via computers anywhere and anytime.

SimInvest Mobile

Aplikasi gratis yang memungkinkan nasabah melakukan transaksi jual beli saham dan memantau harga saham di mana saja dan kapan saja melalui *smartphone*. Untuk membantu nasabah mengambil keputusan yang tepat dalam transaksi saham, aplikasi ini juga menampilkan hasil riset Tim Riset Sinarmas Sekuritas, dan berita terkini.

SimInvest Mobile

A free application that allows the customers to make stock trading transactions and monitor stock prices anywhere and anytime via a smartphone. In order to help customers, to make the right decisions in stock transactions, this application also displays the research results of the Sinarmas Sekuritas Research Team, and the latest news.

SimInvestLab

Platform belajar investasi saham secara garis (dalam bentuk video pembelajaran dan kuis) yang dapat diakses oleh seluruh investor.

Free stock investment learning platform (in the form of learning videos and quizzed) that can be accessed by all investors.

SimInvestival

SimInvestival adalah program edukasi dan literasi seputar pengaturan keuangan dan investasi yang dikemas dalam bentuk acara seminar *talk show* secara *online* dan *offline*, menyasar anak muda sebagai calon-calon *smart investor* masa kini. SimInvestival menggandeng mitra-mitra terbaik untuk menghadirkan acara edukasi yang sesuai dan menyenangkan serta bermanfaat bagi semua orang.

Target Peserta:

Anak muda usia 18-30 tahun dari berbagai universitas, pengusaha muda, *influencer*, serta komunitas di Indonesia.

Tujuan:

- Memberikan edukasi seputar investasi dan bisnis untuk anak muda;
- Sarana diskusi dan bertukar informasi antara pengusaha muda; dan
- Memotivasi anak muda untuk memanfaatkan peluang bisnis dan investasi secara digital.

SimInvestival is an education and literacy program on financial management and investment, presented in the form of seminar talk show events held both online and offline, targeting young people as potential smart investors of today. SimInvestival collaborates with leading partners to deliver educational events that are engaging, relevant, and beneficial for everyone.

Target Participants:

Young people of 18-30 years old from various universities, young entrepreneurs, influencers, and communities in Indonesia.

Objectives:

- Provide education on investment and business for youngster;
- A platform for discussion and information exchange among young entrepreneurs; and
- Motivate the youngster to utilize business and investment opportunities digitally.

Pengurus

Dewan Komisaris

Komisaris Independen : Sungkana

Direksi

Direktur Utama : Rudy Utomo
Direktur : Kie Kie
Direktur : Julius Sanjaya

Management

Board of Commissioners

Independent Commissioner : Sungkana

Board of Directors

President Director : Rudy Utomo
Director : Kie Kie
Director : Julius Sanjaya

Kinerja Keuangan
Financial Performance

(dalam jutaan Rupiah, kecuali dinyatakan lain / in million Rupiah, unless stated otherwise)

Uraian	2025	2024	2023	Description
Posisi Keuangan / Financial Positions				
Aset	**2,149,394**	2,053,345	2,089,304	Assets
Liabilitas	**614,569**	398,968	501,249	Liabilities
Ekuitas	**1,534,825**	1,654,377	1,588,055	Equity
Laba Rugi dan Penghasilan Komprehensif Lain / Profit Loss and Other Comprehensive Income				
Pendapatan Usaha	**613,145**	574,963	614,700	Operating Income
Beban Usaha	**297,189**	325,197	289,451	Operating Expense
Laba Sebelum Pajak	**342,802**	328,371	365,029	Profit Before Tax
Beban Pajak	**61,620**	70,833	74,853	Tax Expense
Laba Tahun Berjalan	**281,181**	257,538	290,176	Profit for the Year
Total Penghasilan Komprehensif Lain - Bersih Setelah Pajak	**(689)**	(1,212)	(2,677)	Total Other Comprehensive Loss - Net of Tax
Total Penghasilan Komprehensif	**280,492**	**256,325**	**287,499**	**Total Comprehensive Income**

Peristiwa Penting
Significant Events

16 Januari 2025
16 January 2025



Event Booth SimInvest di Stasiun MRT Bundaran HI.
Event Booth SimInvest at MRT Station Bundaran HI.

2 Februari 2025
2 February 2025



Grand Opening Digital Branch Mangga Dua.
Grand Opening Digital Branch Mangga Dua.

5 Mei 2025
5 May 2025



Grand Opening Digital Branch Kelapa Gading.
Grand Opening Digital Branch Kelapa Gading.

8 September 2025
8 September 2025



Grand Opening Galvest di Universitas IPB.
Grand Opening Galvest at Universitas IPB.

12 September 2025
12 September 2025



Grand Opening Galvest di Universitas Diponegoro (Undip).
Grand Opening Galvest at Universitas Diponegoro (Undip).

7 November 2025
7 November 2025



Company Visit IPB University.
Company Visit IPB University.

13 November 2025
13 November 2025



Company Visit UNDIP.
Company Visit UNDIP.

PT Sinarmas Asset Management

Alamat Kantor Pusat
Head Office Address

Sinar Mas Land Plaza
Tower III Lt. 7 / 7th Fl.
Jl. MH Thamrin No. 51
Jakarta 10350
(021) 5050 7000
(021) 392 5540/392 7177

Profil Perusahaan

PT Sinarmas Asset Management merupakan Entitas Anak PT Sinar Mas Multiartha Tbk yang melakukan kegiatan pengelolaan usaha sekuritas. Hingga akhir tahun 2025, Sinarmas Asset Management telah membuka 22 kantor cabang di beberapa kota di Indonesia.

Sinarmas Asset Management juga menjamin dapat memberikan pelayanan prima kepada seluruh nasabah karena didukung oleh 119 karyawan yang profesional dan berkualitas.

Dalam mendukung kegiatan usaha perusahaan, terutama untuk pemasaran produk reksa dana, Sinarmas Asset Management telah menjalin kerja sama dengan 542 agen, di antaranya:
1. PT Sinarmas Sekuritas;
2. PT Bank Sinarmas Tbk;
3. PT Indo Premier (IPOT);
4. PT Bareksa Portal Investama;
5. PT Invesnow Principal Optima;
6. PT Trimegah;
7. PT Mandiri Sekuritas;
8. PT Mirae Asset Sekuritas;
9. PT BNI Sekuritas;
10. PT Aldiracita Sekuritas Indonesia;
11. PT Mega Capital;
12. PT Takjub Teknologi Indonesia (Ajaib);
13. PT NH Korindo Sekuritas Indonesia;
14. PT Bibit Tumbuh Bersama;
15. PT MNC Sekuritas;
16. PT Supermarket Reksa Dana (SMARD);

Company Profile

PT Sinarmas Asset Management is the Subsidiary of PT Sinar Mas Multiartha Tbk engaging in securities management. Until the end of 2025, Sinarmas Asset Management has opened 22 branch offices in several Indonesia cities.

Sinarmas Asset Management also ensures excellent service for all customers, supported by 119 professional and qualified employees.

To support the company's business, particularly mutual fund marketing, Sinarmas Asset Management has collaborated with 542 agents, namely:
1. PT Sinarmas Sekuritas;
2. PT Bank Sinarmas Tbk;
3. PT Indo Premier (IPOT);
4. PT Bareksa Portal Investama;
5. PT Invesnow Principal Optima;
6. PT Trimegah;
7. PT Mandiri Sekuritas;
8. PT Mirae Asset Sekuritas;
9. PT BNI Sekuritas;
10. PT Aldiracita Sekuritas Indonesia;
11. PT Mega Capital;
12. PT Takjub Teknologi Indonesia (Ajaib);
13. PT NH Korindo Sekuritas Indonesia;
14. PT Bibit Tumbuh Bersama;
15. PT MNC Sekuritas;
16. PT Supermarket Reksa Dana (SMARD);



17. PT Bank BJB;
18. PT Philip Sekuritas;
19. PT Trust Sekuritas;
20. PT Surya Fajar Sekuritas;
21. PT BRI Danareksa Sekuritas;
22. PT Inovasi Finansial Teknologi;
23. PT Womanway Investasi Indonesia; dan
24. PT Xdana Investa Indonesia.

17. PT Bank BJB;
18. PT Philip Sekuritas;
19. PT Trust Sekuritas;
20. PT Surya Fajar Sekuritas;
21. PT BRI Danareksa Sekuritas;
22. PT Inovasi Finansial Teknologi;
23. PT Womanway Investasi Indonesia; and
24. PT Xdana Investa Indonesia.

Produk

Selama tahun 2025, Sinarmas Asset Management telah menawarkan berbagai produk dan mengelola dana nasabah, yang dirinci sebagai berikut.

Products

Throughout 2025, Sinarmas Asset Management has offered various products and managed customer fund, as detailed below.

Produk Reksa Dana **Mutual Fund Products**	**Tanggal Efektif OJK** **OJK Effective Date**	**Total Dana (miliar Rupiah)** **Total Fund (billion Rupiah)**
Reksa Dana Pasar Uang / Money Market Mutual Fund		
Danamas Rupiah	10 Agustus 2001 10 August 2001	**20.00**
Danamas Rupiah Plus	9 Juni 2006 9 June 2006	**2,771.81**
Simas Pasar Uang Indonesia	26 Juli 2019 26 July 2019	**10.21**
Simas Kas Syariah	7 Januari 2022 7 January 2022	**10.52**

Produk Reksa Dana Mutual Fund Products	Tanggal Efektif OJK OJK Effective Date	Total Dana (miliar Rupiah) Total Fund (billion Rupiah)
Simas Kas Prima	28 Oktober 2022 28 October 2022	**13.95**
Simas Kas Maksima	15 Februari 2023 15 February 2023	**9.99**
Reksa Dana Pendapatan Tetap / Fixed Income Mutual Fund		
Danamas Dollar*)	11 Mei 2004 11 May 2004	**1,947.95**
Danamas Pasti	24 April 2003 24 April 2003	**1,257.68**
Danamas Stabil	24 Februari 2005 24 February 2005	**16,010.21**
Simas Danamas Instrumen Negara	24 September 2007 24 September 2007	**191.79**
Simas Danamas Mantap Plus	24 September 2007 24 September 2007	**152.47**
Simas Pendapatan Tetap Prestasi	9 November 2016 9 November 2016	**6.95**
Simas Syariah Pendapatan Tetap	8 Februari 2017 8 February 2017	**101.73**
Simas Pendapatan Tetap Andalan	28 April 2017 28 April 2017	**20.13**
Pendapatan Tetap Sinarmas Hidup Sejahtera	3 Mei 2017 3 May 2017	**1,121.97**
Simas Pendapatan Optima	23 Agustus 2022 23 August 2022	**2,861.82**
Simas Pendapatan Berkembang	28 Oktober 2022 28 October 2022	**11.54**
Syariah Simas Income Syariah	31 Juli 2023 31 July 2023	**50.30**
Reksa Dana Campuran / Balanced Mutual Fund		
Danamas Fleksi	28 Maret 2005 28 March 2005	**30.78**
Simas Satu Prima	11 Desember 2012 11 December 2012	**15.39**
Simas Syariah Berkembang	22 Juli 2014 22 July 2014	**1.58**
Simas Satu	22 Desember 2000 22 December 2000	**63.08**
Syariah Simas Balance Syariah	30 Oktober 2017 30 October 2017	**0.11**
Reksa Dana Saham / Equity Mutual Fund		
Simas Saham Unggulan	11 Desember 2012 11 December 2012	**634.81**
Simas Syariah Unggulan	22 Juli 2014 22 July 2014	**67.67**
Simas Danamas Saham	24 September 2007 24 September 2007	**128.44**
Simas Saham Bertumbuh	11 Agustus 2015 11 August 2015	**14.95**

Produk Reksa Dana Mutual Fund Products	Tanggal Efektif OJK OJK Effective Date	Total Dana (miliar Rupiah) Total Fund (billion Rupiah)
Simas Saham Maksima	2 September 2016 2 September 2016	**27.01**
Simas Dana Ekuitas	18 Agustus 2017 18 August 2017	**106.21**
Simas Saham Gemilang	2 April 2018 2 April 2018	**0.00**
Reksa Dana Indeks / Index Mutual Fund		
Indeks Simas Sri Kehati	2 April 2018 2 April 2018	**28.93**
Exchange-Traded Funds		
Indeks Simas ETF IDX30	29 Agustus 2018 29 August 2018	**13.41**
Syariah Indeks Simas ETF JII	3 September 2019 3 September 2019	**12.97**
Dana Investasi Real Estat (DIRE) / Real Estate Investment Fund (DIRE)		
Dire Simas Plaza Indonesia	25 September 2028 25 September 2028	**9,699.08**
Kontrak Pengelolaan Dana Fund Management Contract		
55 Kontrak Pengelolaan Dana **55 Fund Management Contract**		**24,982.52**
Total		**62,397.96**

*) Kurs tengah Bank Indonesia per 30 Desember 2025: Rp16.782,-. / Bank Indonesia Middle Rate as of 30 December 2025: Rp16,782.

Pada tahun 2025, total dana kelolaan reksa dana dan kontrak pengelolaan dana tercatat sebesar Rp62,40 triliun. Untuk memberikan pengalaman investasi yang mudah bagi nasabah, Sinarmas Asset Management menawarkan berbagai pilihan program investasi atau reksa dana sebagai berikut.

In 2025, total mutual fund and fund management contract amounted to Rp62.40 trillion. To facilitate an investment experience for customers, Sinarmas Asset Management offers a various choice in investment program or mutual fund, listed as follows.

Simas Investment Plan (Investasi Berkala)
Simas Investment Plan (Regular Investment)



Melalui program ini nasabah dapat berinvestasi secara rutin melalui fasilitas *auto debet* dari beberapa bank. Program ditujukan agar nasabah dapat dengan mudah berinvestasi pada reksa dana untuk perencanaan keuangan di masa mendatang. Bank yang dapat melayani fasilitas *auto debet* program ini, yaitu Bank Sinarmas, Bank BCA (regular dan *internet banking*), serta Bank Mandiri.

This program allows the customers to make periodic investment through auto debet facility at several banks. The program facilitates the customers to do investment in mutual fund products for their financial planning in the future. Banks that provide this auto debet facility program are Bank Sinarmas, Bank BCA (regular and internet banking), as well as Bank Mandiri.

Simas Reksa Dana Online (Simas Fund)

Simas Fund adalah aplikasi investasi reksa dana dari PT Sinarmas Asset Management yang dapat di *download* melalui App Store dan Play Store. Nasabah secara mandiri dapat bertransaksi reksa dana seperti membeli atau menjual, dan memantau perkembangan investasinya melalui fitur saldo dan mutasi dari Simas Fund. Selain itu, Simas Fund juga dapat membantu keputusan investasi. Aplikasi Simas Fund menyediakan informasi seputar ekonomi, pasar modal, dan grafik kinerja produk reksa dana Sinarmas Asset Management. *Benefit* lebih di investasi Simas Fund *rewards* adalah StarPoin. Nasabah yang membeli reksa dana melalui Simas Fund akan mendapatkan StarPoin yang dapat ditukar sebagai *voucher* berbelanja di lebih dari 1.000 *merchant* yang bekerja sama atau ditukar untuk membeli reksa dana.

Simas Fund is a mutual fund investment application from PT Sinarmas Asset Management that can be downloaded via App Store and Play Store. Customers can independently make mutual fund transactions such as buying, selling, and monitoring the growth of their investment through Simas Fund balance and movement feature. Simas Fund can also assist with investment decision. Simas Fund application provides information about the economy, capital market, and performance charts of Sinarmas Asset Management mutual fund products. Extra benefits of investing in Simas Fund is the StarPoin rewards. Customers who buy mutual funds via Simas Fund will receive StarPoin that can be exchanged for shopping vouchers in more than 1,000 partnered merchants or exchanged to buy mutual funds.

Pengurus

Dewan Komisaris

Komisaris : Ir. IJ. Soegeng Wibowo
Komisaris Independen : Irawan Chandra

Direksi

Diretur Utama : Alex Setyawan Widjajakusuma
Direktur : Anton Parulian Ritonga

Dewan Pengawas Syariah Manajer Investasi

Ketua : Ahmadi Bin Sukarno
Anggota : Irfan Syauqi Beik

Management

Board of Commissioners

Commissioner : Ir. IJ. Soegeng Wibowo
Independent Commissioner : Irawan Chandra

Board of Directors

President Director : Alex Setyawan Widjajakusuma
Director : Anton Parulian Ritonga

Investment Manager Sharia Supervisory Board

Chairman : Ahmadi Bin Sukarno
Member : Irfan Syauqi Beik

Kinerja Keuangan
Financial Performance

(dalam jutaan Rupiah, kecuali dinyatakan lain / in million Rupiah, unless stated otherwise)

Uraian	2025	2024	2023	Description
Posisi Keuangan / Financial Positions				
Aset	**812,619**	852,922	748,073	Assets
Liabilitas	**56,206**	66,576	58,088	Liabilities
Ekuitas	**756,413**	786,346	689,985	Equity
Laba Rugi dan Penghasilan Komprehensif Lain / Profit Loss and Other Comprehensive Income				
Pendapatan	**542,098**	566,522	529,685	Income
Beban	**223,938**	259,691	198,344	Expense
Laba Sebelum Pajak	**328,095**	358,957	334,087	Profit Before Tax
Manfaat (Beban) Pajak Penghasilan	**(59,204)**	(71,359)	69,632	Income Tax Benefit (Expenses)
Laba Tahun Berjalan	**268,891**	287,598	264,455	Profit for the Year
Total Penghasilan (Rugi) Komprehensif Lain - Setelah Pajak	**1,176**	(1,237)	710	Total Other Comprehensive Income (Loss) - After Tax
Total Penghasilan Komprehensif	**270,067**	**286,360**	**265,164**	**Total Comprehensive Income**

Peristiwa Penting
Significant Events

24 Juni 2025 / 24 June 2025



Seremonial Kerja Sama PT Sinarmas Asset Management dengan PT Bahana Sekuritas.

Cooperation Ceremony of PT Sinarmas Asset Management and PT Bahana Sekuritas.



PT Sinar Mas Ventura

Alamat Kantor Pusat
Head Office Address

Roxy Square Lt. 1 / 1st Fl.
Blok B 08 No. 1
Jl. Kyai Tapa No. 1
Tomang, Grogol Petamburan
Jakarta Barat / West Jakarta 11440
(021) 5695 4451
(021) 5695 452
cs@sinarmasventura.com
www.sinarmasventura.com

Profil Perusahaan

PT Sinar Mas Ventura (Sinarmas Ventura) merupakan salah satu perusahaan modal ventura di Indonesia yang berdiri sejak tahun 2018 dan mulai beroperasi sejak tahun 2019. Sinarmas Ventura termasuk dalam bagian *Venture Capital Corporation* (VCC). Adapun kegiatan usaha yang dilakukan Sinarmas Ventura lebih fokus pada penyertaan saham, penyertaan melalui pembelian obligasi konversi, dan pengelolaan dana ventura.

Sinarmas Ventura mempunyai visi untuk menjadi perusahaan modal ventura yang terpercaya dan berkompeten, dengan misi untuk menyediakan solusi tepat melalui jasa usaha modal ventura. Saat ini, Sinarmas Ventura telah dikelola oleh profesional yang memiliki latar belakang di bidang perbankan atau keuangan sehingga diharapkan dapat membantu Sinarmas Ventura dalam mewujudkan visi dan misinya. Pada tahun 2025, Perseroan memiliki 6 karyawan.

Company Profile

PT Sinar Mas Ventura (Sinarmas Ventura) is one of the venture capital companies in Indonesia, established since 2018 and started its operation since 2019. Sinarmas Ventura is categorized as Venture Capital Corporation (VCC). The business activities performed by Sinarmas Ventura are primarily focused on participation of shares, participation through purchase of convertible bonds, and venture fund management.

Sinarmas Ventura has a vision to become reliable and competent venture capital company, and a mission to provide appropriate solution through venture capital business services. Currently, Sinarmas Ventura is managed by professionals with backgrounds in the banking or finance sector, and accordingly expected to support Sinarmas Ventura in realizing its vision and mission. In 2025, the Company has 6 employees.

Produk
Products

Penyertaan Saham Participation of Shares	
Kegiatan usaha modal ventura melalui pembelian saham dari pasangan usaha.	Business activity of venture capital through purchase of shares from its business partners.



Penyertaan melalui Pembelian Obligasi Konversi Participation through Purchasing of Convertible Bonds	
Kegiatan usaha modal ventura melalui pembelian obligasi konversi yang diterbitkan oleh pasangan usaha.	Business activity of venture capital through purchasing of convertible bonds issued by its business partners.

Pembiayaan Financing	
Pembiayaan yang diberikan kepada debitur yang memiliki usaha produktif dalam bentuk modal usaha.	Financing provided to debtors with productive businesses in the form of working capital.

Dana Ventura Venture Fund	
Dana ventura adalah dana yang menampung pengumpulan dan pengelolaan dana milik pemegang unit penyertaan (investor) dalam Kontrak Investasi Bersama.	A venture fund is a fund that pools and manage funds from the participating unit holders (investors) in the Collective Investment Contract.

Pengurus

Dewan Komisaris
Komisaris : Agus Leman Gunawan

Direksi
Direktur Utama : Fatman Yunus
Direktur : Ontario Soenarno

Management

Board of Commissioners
Commissioner : Agus Leman Gunawan

Board of Directors
President Director : Fatman Yunus
Director : Ontario Soenarno

Kinerja Keuangan
Financial Performance

(dalam jutaan Rupiah, kecuali dinyatakan lain / in million Rupiah, unless stated otherwise)

Uraian	2025	2024	2023	Description
Posisi Keuangan / Financial Positions				
Aset	**52,517**	51,117	41,150	Assets
Liabilitas	**98**	128	305	Liabilities
Ekuitas	**52,419**	50,990	40,845	Equity
Laba (Rugi) dan Penghasilan Komprehensif Lain / Profit (Loss) and Other Comprehensive Income				
Total Pendapatan	**2,553**	3,208	2,486	Total Income
Beban	**1,539**	16,015	6,566	Expense
Laba (Rugi) Sebelum Pajak	**1,013**	(12,807)	(4,080)	Profit (Loss) Before Tax
Laba (Rugi) Tahun Berjalan	**794**	(10,136)	(4,649)	Profit (Loss) for the Year
Total Penghasilan Komprehensif Lain	**635**	281	532	Total Other Comprehensive Income
Total Laba (Rugi) Komprehensif	**1,429**	**(9,855)**	**(4,117)**	**Total Comprehensive Income (Loss)**





PT Sinartama Gunita

Alamat Kantor Pusat
Head Office Address

Menara Tekno Lt. 7 / 7th Fl.
Jl. H. Fachruddin No. 19
Jakarta Pusat / Central Jakarta 10250
(021) 392 2332
(021) 392 3003
hepdesk1@sinartama.co.id
www.sinartamagunita.com

Profil Perusahaan

PT Sinartama Gunita (Sinartama Gunita) merupakan Entitas Anak PT Sinar Mas Multiartha Tbk yang bergerak di bidang pengelolaan administrasi saham Perusahaan Publik (Emiten) yang melakukan pencatatan saham di Bursa Efek Indonesia. Sinartama Gunita mendapat izin usaha dari Badan Pengawas Pasar Modal (BAPEPAM) dengan No. Kep-082/PM/1991 dengan sebagian besar saham dimiliki oleh PT Sinar Mas Multiartha Tbk. Hingga akhir tahun 2025, Sinartama Gunita dipercaya mengelola administrasi saham dari 151 Emiten/Perusahaan Publik.

Seiring dengan tantangan di era globalisasi, Perseroan menyadari bahwa tantangan yang dihadapi tidak hanya terbatas pada memperoleh perusahaan yang melakukan penawaran umum sebagai klien, tetapi juga bagaimana terus menciptakan terobosan-terobosan baru dalam pengembangan usaha agar tetap relevan dengan dinamika industri pasar modal. Didukung oleh tim manajemen dan karyawan yang berkualitas serta berpengalaman, Perseroan optimistis dapat menjaga pertumbuhan yang stabil dan terus memberikan kontribusi nyata bagi kemajuan industri pasar modal Indonesia.

Company Profile

PT Sinartama Gunita (Sinartama Gunita) is the Subsidiary of PT Sinar Mas Multiartha Tbk engaging in the administration of shares of Public Company (Issuer) that listed its shares in Indonesia Stock Exchange. Sinartama Gunita, which majority of shares is owned by PT Sinar Mas Multiartha Tbk, obtained a business license No. Kep-082/PM/1991 from Capital Market Supervisory Board (BAPEPAM). As of the end of 2025, Sinartama Gunita was entrusted with managing share administration for 151 Issuers/Public Companies.

Amid the challenges of the globalization era, the Company recognizes that the challenges faced are not limited to acquiring clients that are conducting public offerings, but also include continuously creating new breakthroughs in business development to remain relevant to the dynamics of the capital market industry. Supported by a qualified and experienced management team and employees, the Company is optimistic that it can maintain stable growth and continue to make a tangible contribution to the advancement of Indonesia's capital market industry.

Pengurus

Dewan Komisaris
Komisaris Utama : Indra Widjaja
Komisaris : Fuganto Widjaja

Management

Board of Commissioners
President Commissioner : Indra Widjaja
Commissioner : Fuganto Widjaja



Direksi

Direktur Utama : Rasidah Binti Haji Mahadi
Direktur : Felix

Board of Directors

President Director : Rasidah Binti Haji Mahadi
Director : Felix

Kinerja Keuangan
Financial Performance

(dalam jutaan Rupiah, kecuali dinyatakan lain / in million Rupiah, unless stated otherwise)

Uraian	2025	2024	2023	Description
Posisi Keuangan / Financial Positions				
Aset	**706,395**	710,780	729,031	Assets
Liabilitas	**3,542**	3,843	3,774	Liabilities
Ekuitas	**702,853**	706,937	725,257	Equity
Laba Rugi dan Penghasilan Komprehensif Lain / Profit Loss and Other Comprehensive Income				
Pendapatan	**10,922**	10,063	16,087	Income
Beban	**9,913**	9,671	6,668	Expenses
Laba Sebelum Pajak Penghasilan	**1,009**	393	9,420	Profit Before Income Tax
Laba Tahun Berjalan	**963**	186	9,068	Net Profit of the Year
Total Rugi Komprehensif Lain	**(5,048)**	(21,206)	68,792	Total Comprehensive Income Loss
Total Penghasilan (Rugi) Komprehensif	**(4,084)**	**(21,020)**	**77,860**	**Total Comprehensive Income (Loss)**

Peristiwa Penting
Significant Events

Implementasi Produk Dashboard Qaptive Cyber Quant pada 30 Januari 2025.

Implementation of Qaptive Cyber Quant Dashboard Product on 30 January 2025.



Employee Engagement & Corporate Outing Program 2025.
Employee Engagement & Corporate Outing Program 2025.



Buka Puasa Bersama Karyawan Sinartama 2025.
Breaking Fasting With Sinartama Employees 2025.

Sinartama Gunita *Anniversary*, *Internal Team Celebration*.
Sinartama Gunita Anniversary, Internal Team Celebration.

Sosialisasi dan Implementasi Penggunaan *Qaptive Dashboard*.
Dissemination and Implementation of Qaptive Dashboard Utilization.



Year-End Corporate Gathering 2025.
Year-End Corporate Gathering 2025.





PT Pasar Dana Pinjaman

Alamat Kantor Pusat
Head Office Address

Menara Tekno Lt. 7 / 7th Fl.
Jl. Fachruddin No. 19
Jakarta Pusat / Central Jakarta 10250
(021) 392 5660/5695 4588
(021) 392 5788
cs@danamas.co.id
www.danamas.co.id

Profil Perusahaan

Didirikan pada tahun 2000 dengan nama PT Komunindo Arga Digital, PT Pasar Dana Pinjaman (Danamas) telah bertransformasi menjadi platform fintech lending yang berfokus pada pembiayaan sektor produktif melalui sistem digital terintegrasi. Danamas mempertemukan *lender* dan *borrower* secara langsung dalam ekosistem yang transparan, efisien, dan berbasis tata kelola yang kuat. Didukung oleh tim manajemen berpengalaman di industri keuangan dan perbankan, Perseroan secara konsisten menjaga keseimbangan antara akselerasi pertumbuhan dan disiplin manajemen risiko.

Portofolio Danamas saat ini tersebar di 11 titik strategis di Sumatra, Jabodetabek, Jawa Timur, dan Kalimantan, yang merupakan pusat aktivitas ekosistem usaha mitra. Konsentrasi ini memperkuat implementasi model *closed loop ecosystem*, di mana pembiayaan terintegrasi dalam rantai nilai yang jelas dan terverifikasi, sehingga menciptakan pertumbuhan yang lebih berkualitas dengan kontrol risiko yang terukur.

Sepanjang tahun 2025, Danamas mencatatkan kinerja yang solid dengan fokus pada *Supply Chain Financing* (SCF) bagi badan usaha dalam ekosistem terintegrasi. Produk SCF membukukan total penyaluran sebesar Rp38,05 miliar, tumbuh 54% dibandingkan tahun 2024. Implementasi SCF diperkuat oleh platform digital Supplio yang menghadirkan integrasi data transaksi, visibilitas arus kas, serta *monitoring* pembiayaan secara *real-time*. Sejalan dengan ekspansi mitra, Danamas mengembangkan *Capex Financing* sebagai perluasan dari skema SCF untuk mendukung pendanaan investasi dan peningkatan kapasitas usaha dalam *value chain* yang sama.

Company Profile

Established in 2000 under the name PT Komunindo Arga Digital, PT Pasar Dana Pinjaman (Danamas) has transformed into a fintech lending platform focused on financing productive sectors through an integrated digital system. Danamas connects lenders and borrowers directly within a transparent, efficient, and well governed ecosystem. Backed by an experienced management team with strong financial and banking expertise, the Company consistently balances growth acceleration with disciplined risk management.

Danamas' portfolio is currently distributed across 11 strategic locations in Sumatra, Greater Jakarta (Jabodetabek), East Java, and Kalimantan, key hubs within its partner business ecosystems. This concentration strengthens the implementation of a closed loop ecosystem model, where financing is embedded within verified and integrated value chains, enabling higher quality growth with measurable risk control.

Throughout 2025, Danamas delivered solid performance with a strong focus on Supply Chain Financing (SCF) for corporate borrowers within integrated ecosystems. SCF recorded total disbursement of Rp38.05 billion, representing a 54% year-on-year increase. The implementation is reinforced by the digital platform Supplio, which provides transaction data integration, cash flow visibility, and real-time financing monitoring. In line with partners' expansion needs, Danamas further developed Capex Financing as an extension of the SCF scheme to support investment and capacity enhancement within the same value chain.



Sementara itu, produk Dana Usaha mencatatkan pertumbuhan yang sangat signifikan dengan total penyaluran sebesar Rp28,59 miliar, meningkat 160% secara tahunan. Produk ini menyasar individu pengusaha mikro dan kecil yang memiliki aset properti sebagai agunan, menghadirkan struktur pembiayaan yang lebih aman dan terukur sekaligus tetap mendorong ekspansi usaha produktif.

Kinerja ini menegaskan posisi Danamas sebagai platform pembiayaan berbasis ekosistem yang mampu menghadirkan pertumbuhan yang *agile*, terukur, dan berkelanjutan.

Meanwhile, Working Capital Financing (Dana Usaha) achieved significant growth, with total disbursement reaching Rp28.59 billion, marking a 160% year-on-year increase. This product targets micro and small individual entrepreneurs with property assets as collateral, offering a more secure financing structure while supporting productive business expansion.

This performance reaffirms Danamas' position as an ecosystem-based financing platform capable of delivering agile, measured, and sustainable growth.

Produk

Melalui inovasi teknologi, Danamas menjembatani pemberi dan penerima pinjaman dalam satu platform digital. Layanan ini diperkuat dengan sejumlah produk yang dirancang untuk berbagai kebutuhan.

Products

Danamas utilizes technology innovation to connect lender and borrower in a single digital platform. This service is further strengthened with a range of products designed to meet diverse needs.

Supply Chain Finance	
Produk pembiayaan yang ditujukan bagi badan usaha, khususnya *supplier* atau vendor, yang memiliki tagihan (*account receivable/AR invoice*) kepada perusahaan mitra Danamas. Melalui fasilitas ini, penerima dana dapat memperoleh percepatan pembayaran atas *invoice* sebelum tanggal jatuh tempo, sehingga meningkatkan likuiditas dan memperlancar arus kas usaha. Skema ini mendukung stabilitas rantai pasok serta memperkuat hubungan bisnis antara vendor dan perusahaan mitra.	Financing product designed for business entities, particularly suppliers or vendors, that hold accounts receivable (AR) invoices issued to companies partnered with Danamas. Through this facility, borrowers can accelerate invoice payments prior to their due dates, thereby improving liquidity and optimizing working capital management. This scheme supports supply chain stability while strengthening business relationships between vendors and partner companies.

Dana Usaha
Business Fund

Dirancang sebagai solusi pembiayaan bagi pengusaha individu usaha mikro, kecil, dan menengah (UMKM) dalam memenuhi kebutuhan modal kerja dan investasi produktif. Skema pembayaran dilakukan secara angsuran bulanan, didukung oleh agunan berupa aset tetap untuk memastikan struktur pembiayaan yang sehat dan berimbang. Melalui produk ini, Danamas berkomitmen memperluas akses pendanaan kepada sektor UMKM guna mendorong pertumbuhan usaha yang inklusif dan berkelanjutan.

Financing solution tailored for individual MSME (micro, small, and medium enterprises) entrepreneurs to support working capital needs and productive investments. The facility is structured with monthly installment payments and secured by fixed asset collateral to maintain a balanced and prudent financing framework. Through this product, Danamas is committed to expanding access to financing for the MSME sector, fostering inclusive and sustainable business growth.

Pengurus

Dewan Komisaris
Komisaris : Loa Johnny Mailoa

Direksi
Direktur : Hugo Solly G. Masie
Direktur : Jackson

Management

Board of Commissioners
Commissioner : Loa Johnny Mailoa

Board of Directors
Director : Hugo Solly G. Masie
Director : Jackson

Kinerja Keuangan
Financial Performance

(dalam jutaan Rupiah, kecuali dinyatakan lain / in million Rupiah, unless stated otherwise)

Uraian	2025	2024	2023	Description
Posisi Keuangan / Financial Positions				
Aset	**669,316**	667,526	593,634	Assets
Liabilitas	**19,997**	21,099	20,585	Liabilities
Ekuitas	**649,318**	646,427	573,049	Equity
Laba (Rugi) dan Penghasilan Komprehensif Lain / Profit (Loss) and Other Comprehensive Income				
Pendapatan Usaha	**17,074**	5,272	6,001	Operating Income
Beban Usaha	**33,340**	34,152	120,730	Operating Expense
Laba (Rugi) Sebelum Pajak	**15,026**	73,179	(144,197)	Profit (Loss) Before Tax
Laba (Rugi) Tahun Berjalan	**2,893**	73,344	(121,200)	Profit (Loss) for the Year
Total Penghasilan (Rugi) Komprehensif Lain	**(2)**	34	67	Total Other Comprehensive Income (Loss)
Total Penghasilan (Rugi) Komprehensif	**2,891**	**73,378**	**(121,133)**	**Total Comprehensive Income (Loss)**

(dalam jutaan Rupiah, kecuali dinyatakan lain / in million Rupiah, unless stated otherwise)

Uraian	2025	2024	2023	Description
Total Pinjaman Terealisasi (*Loan*)	**81,875,734**	81,873,496	81,848,400	Realized Total Loan (Loan)
Nilai Pinjaman Terealisasi (miliar Rupiah)	**11,843**	11,759	11,514	Realized Loan Value (billion Rupiah)
Total Pinjaman Lunas (*Loan*)	**81,870,391**	81,850,936	59,317,509	Total Loan Settled (Loan)
Nilai Pinjaman Lunas (miliar Rupiah)	**11,770**	11,562	11,157	Total Loan Settled Value (billion Rupiah)
Pemodal Terdaftar (Akun)	**372,666**	372,664	359,552	Registered Investor (Account)
Rata-Rata *Return* Pemodal (per Tahun) (%)	**9.27**	10.97	10.92	Investor Average Return (per Year) (%)



PT Wapindo Jasaartha

Alamat Kantor Pusat
Head Office Address

Plaza Simas Lt. 6 / 6th Fl.
Jl. Fachrudin No. 20
Tanah Abang, Jakarta 10250
(021) 2918 9933
0881 0241 86881
KlinikSimasSehat.id

Media Sosial
Social Media

Kliniksimassehat

Profil Perusahaan

PT Wapindo Jasaartha didirikan pada tanggal 23 Juni 2000 berdasarkan Akta Pendirian yang dibuat di hadapan Notaris Yulia, SH, dengan ruang lingkup usaha di bidang jasa, kecuali jasa hukum dan jasa perpajakan. Selanjutnya, melalui RUPS Luar Biasa yang dituangkan dalam akta pernyataan keputusan rapat yang dibuat di hadapan Notaris Syofilawati, SH, pada tanggal 19 Oktober 2020, perusahaan menetapkan perubahan kegiatan usaha menjadi bergerak di bidang perdagangan, industri, dan jasa.

Saat ini, PT Wapindo Jasaartha mengelola Klinik Simas Sehat, dan terus memperluas kontribusinya dalam bidang kesehatan melalui kolaborasi dengan Fakultas Kedokteran Universitas Hasanuddin, serta kerja sama strategis dengan berbagai pihak, seperti Perhimpunan Ahli Bedah Onkologi Indonesia (PERABOI) dan Research Genetic Cancer Centre (RGCC) dalam mendukung pengembangan penelitian medis. Hingga Desember 2025, perusahaan mengoperasikan 3 cabang klinik, yaitu Klinik Utama Simas Sehat, Klinik Pratama Simas Sehat, serta Klinik Pratama Simas Sehat-*Wellness Center* yang didukung oleh 8 tenaga profesional yang berdedikasi dalam menyediakan pelayanan kesehatan yang berkualitas.

Company Profile

PT Wapindo Jasaartha was established on 23 June 2000, based on the Deed of Establishment made before Notary Yulia, SH, with a business scope in the services sector, other than legal and tax services. Subsequently, through Extraordinary GMS as stated in the deed of the meeting's resolution made before Notary Syofilawati, SH, on 19 October 2020, the company decided to change its business activities to engage in the trade, industry, and services.

Currently, PT Wapindo Jasaartha operates the Simas Sehat Clinic and continuously expanding its contributions in healthcare sector by collaborating with Faculty of Medicine of Universitas Hasanuddin, as well as strategic partnerships with various parties, such as the Indonesian Society of Oncology Surgeons (PERABOI) and the Research Genetic Cancer Centre (RGCC), to support development of medical research. As of December 2025, the company operates 3 clinic branches: Simas Sehat Main Clinic, Simas Sehat Primary Clinic, as well as Klinik Pratama Simas Sehat-Wellness Center supported by 8 dedicated professionals in providing high-quality healthcare services.



Produk

PT Wapindo Jasaartha menyediakan layanan dan kepuasan pasien melalui Klinik Pratama Simas Sehat dan Klinik Utama Simas Sehat yang dilengkapi dengan dokter yang berpengalaman dan profesional serta menyediakan perawat yang mahir dalam melakukan tindakan maupun perawatan terhadap pasien. Layanan yang disediakan oleh PT Wapindo Jasaartha terdiri dari:

Klinik Utama Simas Sehat

- Pemeriksaan Dokter Spesialis;
- Pemeriksaan Dokter Umum;
- Vaksinasi;
- *Medical Check-Up*;
- *Wellness Program*;
- Immunotherapy Nusantara by Terawan;
- Pemeriksaan Laboratorium;
- Pemeriksaan RGCC yang mengembangkan dan menyediakan tes genetika kanker (tumor ganas) yang *personalized* untuk dokter dan pasien, serta menguji sensitivitas dan resistensi sel kanker (tumor ganas) terhadap pengobatan kemoterapi dan berbagai bahan alami;
- Klinik Estetik; dan
- *Telemedicine*.

Products

PT Wapindo Jasaartha provides and cater to patients' satisfaction through Simas Sehat Primary Clinic and Simas Sehat Main Clinic, which are equipped with experienced and professional physicians, as well as providing skillful nurses to perform both procedures and treatment for patients. PT Wapindo Jasaartha provides the following services:

Simas Sehat Main Clinic

- Specialists Examination;
- General Practitioners Examination;
- Vaccination;
- Medical Check-Up;
- Wellness Program;
- Immunotherapy Nusantara by Terawan;
- Laboratories Examination;
- RGCC examination that develops and provides personalized cancer genetic tests (malignant tumor) for physicians and patients, as well as testing the sensitivity and resistance of tumor cell (malignant tumor) to chemotherapy and various natural ingredients;
- Aesthetic Clinic; and
- Telemedicine.

Klinik Pratama Simas Sehat

- Pelayanan Dokter Umum
- Pelayanan Dokter Gigi
- Vaksinasi

PT Simas Sehat Sejahtera

Klinik Simas Sehat Sejahtera menyediakan layanan sebagai berikut.

- Pemeriksaan Dokter Spesialis.
- Pemeriksaan Dokter Umum.
- Klinik Estetik.
- Fisiotherapy.
- Immunotherapy Nusantara by Terawan.
- Vaksinasi.

PT Wapindo Jasa Farma

Penjualan Obat-Obatan

Simas Sehat Primary Clinic

- General Practitioners Services
- Dental Services
- Vaccination

PT Simas Sehat Sejahtera

Simas Sehat Sejahtera Clinic provides the following services.

- Specialists Examination.
- General Practitioners Examination.
- Aesthetic Clinic.
- Physiotherapy.
- Immunotherapy Nusantara by Terawan.
- Vaccination.

PT Wapindo Jasa Farma

Sales of Pharmaceuticals

Pengurus

Dewan Komisaris

Komisaris : Indra Widjaja

Direksi

Direktur Utama : Yuliana Tjendra
Direktur : Margaretha Rosa Gunawan

Management

Board of Commissioners

Commissioner : Indra Widjaja

Board of Directors

President Director : Yuliana Tjendra
Director : Margaretha Rosa Gunawan

Kinerja Keuangan
Financial Performance

(dalam jutaan Rupiah, kecuali dinyatakan lain / in million Rupiah, unless stated otherwise)

Uraian	2025	2024	2023	Description
Posisi Keuangan / Financial Positions				
Aset	**12,962**	13,879	8,848	Assets
Liabilitas	**6,555**	7,845	3,026	Liabilities
Ekuitas	**6,408**	6,034	5,822	Equity
Laba Rugi dan Penghasilan Komprehensif Lain / Profit Loss and Other Comprehensive Income				
Pendapatan Usaha	**16,643**	21,555	7,257	Total Income
Beban Usaha	**(7,134)**	(9,500)	(3,573)	Expense
Laba (Rugi) Sebelum Pajak	**458**	298	(472)	Profit (Loss) Before Tax
Laba (Rugi) Bersih Tahun Berjalan	**399**	235	(497)	Profit (Loss) for the Year
Penghasilan Komprehensif Lain	**-**	-	-	Total Other Comprehensive Income
Total Penghasilan (Rugi) Komprehensif	**399**	**235**	**(497)**	**Total Comprehensive Income (Loss)**

Peristiwa Penting
Significant Events

10 April 2025 / 10 April 2025

Halal Bihalal Pilar Sinarmas di *President Office,* Sinarmas Land Lt. 9.

Halal Bihalal of Sinar Mas Pillar, at President Office, Sinar Mas Land, 9th Fl.

11 April 2025 / 11 April 2025

Press Conference - Wellness-Program TGMM x Klinik Simas Sehat & Stay Beauty di The Grand Mansion Hotel, Menteng.

Press Conference - Wellness-Program TGMM x Klinik Simas Sehat & Stay Beauty at The Grand Mansion Hotel, Menteng.

24 April 2025 / 24 April 2025

Sinar Mas Pilar *Gathering* di The Hub, Kuningan.

Sinar Mas Pillar Gathering at The Hub, Kuningan.

16 Mei 2025 / 16 May 2025

Familiarization Activity: Wellness-Program di The Grand Mansion Hotel, Menteng.

Familiarization Activity: Wellness-Program at The Grand Mansion Hotel, Menteng.

20 Mei 2025 / 20 May 2025

Agency Gathering Sinarmas di *Ballroom* Plaza Simas Lt. 9.

Sinar Mas Agency Gathering at Ballroom Plaza Simas, 9th Fl.

8-10 Juli 2025 / 8-10 July 2025

XL SMART Exhibition di XL Tower, Kuningan.

XL SMART Exhibition at XL Tower, Kuningan.

9-11 Juli 2025 / 9-11 July 2025

Seminar Nasional XII *and Healthcare Expo X ARSSI* di Hotel Ritz Carlton, Mega Kuningan.

National Seminar XII and Healthcare Expo X ARSSI at The Ritz-Carlton Hotel, Mega Kuningan.

21-23 Juli 2025 / 21-23 July 2025

KOGI Bali 2025 *All ObGyn* Indonesia di Bali.

KOGI Bali 2025 All ObGyn Indonesia, at Bali.

27 Juli 2025 / 27 July 2025

Peraboi Seminar.

Peraboi (Indonesian Society or Surgical Oncology) Seminar.

11-13 September 2025 / 11-13 September 2025

Global Breast Cancer Conference di The Meru Sanur, Bali.

Global Breast Cancer Conference at The Meru Sanur, Bali.

2-3 Oktober 2025 / 2-3 October 2025

Healthy Lifestyle Festival di *Ballroom* Plaza Simas Lt. 9.

Healthy Lifestyle Festival at Ballroom Plaza Simas, 9th Fl.

3-4 Oktober 2025 / 3-4 October 2025

Sinar Mas *Digital Day* 2025 di ICE BSD, Hall Nusantara & Hall 3A.

Sinar Mas Digital Day 2025 at ICE BSD, Nusantara Hall & Hall 3A.

5-10 Oktober 2025 / 5-10 October 2025

Webinar Eka Hospital (RTD).

Eka Hospital Webinar (RTD).

8-11 Oktober 2025 / 8-11 October 2025

15th *APAC Muskuloskeletal Tumor Society* Bali di The Westin Nusa Dua, Bali.

15th APAC Musculoskeletal Tumor Society Bali at The Westin Nusa Dua, Bali.

Oktober 2025 / October 2025

Launching Klinik Pratama Simas Sehat Wellness Center di The Grand Mansion Hotel, Menteng.

Launching of Klinik Pratama Simas Sehat Wellness Center at The Grand Mansion Hotel, Menteng.

28 Oktober 2025 / 28 October 2025

Seminar Nasional APPI di Hotel Pullman Jakarta, Thamrin.
APPI National Seminar at Hotel Pullman Jakarta, Thamrin.

30 Oktober 2025 / 30 October 2025

HR Smile 2025 di The Grand Mansion Hotel, Menteng.
HR Smile 2025 at The Grand Mansion Hotel, Menteng.

13-15 November 2025 / 13-15 November 2025

4th Makassar *Obgyn Updates* 2025 di Fourpoints Hotel, Lotus Ballroom, Lt. 2, Makassar.

4th Makassar Obgyn Updates 2025 at Fourpoints Hotel, Lotus Ballroom, 2nd Fl., Makassar.

27-29 November 2025 / 27-29 November 2025

Kongres Paliatif di Holiday Inn, Bandung.
Palliative Congress at Holiday Inn, Bandung.

12-14 Desember 2025 / 12-14 December 2025

4th INASMEET (Himpunan Onkologi Ginekologi Indonesia (HOGI)) di Mason Pine Hotel, Kota Baru Parahyangan, Bandung.

4th INASMEET (Indonesian Gynecologic Oncology Association/ HOGI) at Mason Pine Hotel, Kota Baru Parahyangan, Bandung.

14 Desember 2025 / 14 December 2025

Sisternet Women's Padel Tourney 2025 di Padeloom, Mega Kuningan.

Sisternet Women's Padel Tourney 2025 at Padeloom, Mega Kuningan.

27 Desember 2025 / 27 December 2025

Rukun *Community Gathering* di *Ballroom* Rukun Senior Living, Bogor.

Rukun Community Gathering at Ballroom Rukun Senior Living, Bogor.



Sertifikasi
Certifications

Sertifikat Akreditasi / Accreditation Certificate
Fasilitas Pelayanan Kesehatan telah memenuhi Standar Akreditasi dengan Kategori Paripurna
The Healthcare Facility has met the Accreditation Standards of Excellent Category

Penerima / Receipt:
Klinik Utama Simas Sehat

Penyelenggara / Organizer:
Kementerian Kesehatan Republik Indonesia / Ministry of Health of Republic of Indonesia

Masa Berlaku / Period:
31 Juli 2024-31 Juli 2029 / 31 July 2024-31 July 2029

Sertifikat Akreditasi / Accreditation Certificate
Fasilitas Pelayanan Kesehatan telah memenuhi Standar Akreditasi dengan Kategori Paripurna
The Healthcare Facility has met the Accreditation Standards of Excellent Category

Penerima / Receipt:
Klinik Pratama Simas Sehat

Penyelenggara / Organizer:
Kementerian Kesehatan Republik Indonesia / Ministry of Health of Republic of Indonesia

Masa Berlaku / Period:
8 November 2023-8 November 2028 / 8 November 2023-8 November 2028



Alamat Perusahaan, Entitas Anak, dan Entitas Asosiasi

Address of the Company, Subsidiaries, and Associates

PT Sinar Mas Multiartha Tbk

Menara Tekno Lt. 7 / 7th Fl.
Jl. Fachruddin No. 19
Jakarta Pusat / Central Jakarta 10250

(021) 392 5660 | (021) 392 5788 | multiartha@smma.co.id | www.smma.co.id

PT Bank Sinarmas Tbk

Sinar Mas Land Plaza
Tower I Lt. 1-2 / 1-2th Fl., Jl. MH Thamrin No. 51
Jakarta 10350
(021) 3199 0101
(021) 3199 0401
www.banksinarmas.com

PT Simas Money Changer

Menara Tekno Lt. 7 / 7th Fl.
Jl. Fachruddin No. 19
Jakarta Pusat / Central Jakarta 10250
(021) 392 5660
(021) 393 5788

PT MSIG Life Insurance Indonesia Tbk*)

Wiska Eka Jiwa Lt. 9 / 9th Fl.
Jl. Mangga Dua Raya
Jakarta 10730
(021) 625 7808
(021) 625 7837-38
cs@sinarmasmsiglife.co.id
www.sinarmasmsiglife.co.id

PT Asuransi Simas Jiwa

Gedung Simas Jiwa
Jl. Lombok No. 73
Jakarta Pusat / Central Jakarta 10350
(021) 2139 0188
(021) 2139 3319
cs@simasjiwa.co.id
www.simasjiwa.co.id

PT Asuransi Sinar Mas

Plaza Simas
Jl. Fachrudin No. 18-20
Jakarta Pusat / Central Jakarta 10250
(021) 390 2141 - 46
(021) 390 2159 - 60
info@sinarmas.co.id
www.sinarmas.co.id

PT Asuransi Simas Insurtech

Menara Tekno Lt. 5 / 5th Fl.
Jl. Fachruddin No. 19
Jakarta Pusat / Central Jakarta 10250
(021) 392 5050 7777

PT Asuransi Sumit Oto

Plaza Simas
Jl. Fachrudin No. 18
Jakarta Pusat / Central Jakarta 10250
(021) 2918 9898
(021) 386 4724

PT KB Insurance Indonesia

Sahid Sudirman Center, Lt. 53 / 53rd Fl.
Unit A, E, & F
Jl. Jenderal Sudirman Kav. 86
Jakarta Pusat / Central Jakarta 10220
(021) 5010 1010
(021) 3190 5910
help@kbinsurance.co.id
www.kbinsure.co.id

PT Sinar Mas Multifinance

Jl. Lombok No. 71
Jakarta 10350

(021) 3190 2888
(021) 3190 3589
cs@simasfinance.co.id
www.simasfinance.co.id

PT AB Sinar Mas Multifinance

Menara Tekno Lt. 7 / 7th Fl.
Jl. Fachruddin No. 19
Jakarta Pusat / Central Jakarta 10250
(021) 392 5660
(021) 393 5788

PT Sinarmas Hana Finance

Roxy Square
Jl. Kyai Tapa No. 1
Jakarta Barat / West Jakarta 11440
(021) 5695 4670
(021) 5695 4678
customercare@shf.co.id
www.shf.co.id

PT Oto Multiartha

Gedung Summitmas II Lt. 7 / 7th Fl.
Jl. Jenderal Sudirman Kav. 61-62
Jakarta 12910
(021) 522 6410
(021) 522 6424
www.oto.co.id

PT Summit Oto Finance

Gedung Summitmas II Lt. 8 / 8th Fl.
Jl. Jenderal Sudirman Kav. 61-62
Jakarta 12910
(021) 252 2788
(021) 522 6601 - 06
(021) 252 6288
info@oto.co.id
www.otofinance.co.id

PT Sinarmas Sekuritas

Sinas Mas Land Plaza
Tower III Lt. 5-6 / 5-6th Fl.
Jl. MH Thamrin No. 51
Jakarta 10350
(021) 392 5550
(021) 392 5540; (021) 392 7177
cs@sinarmassekuritas.co.id
www.sinarmassekuritas.co.id

PT Sinarmas Asset Management

Sinarmas Land Plaza
Tower III Lt. 7 / 7th Fl.
Jl. MH Thamrin No. 51
Jakarta 10350
(021) 5050 7000
(021) 392 5540; (021) 392 7177

PT Autopro Utama Perkasa

Toko Suku Cadang Mobil
Jl. Raya Waru No. 82
Waru 61256
(0231) 853 1616

PT Bank Nano Syariah

Jl. Teuku Cik Ditiro No. 29
Menteng
Jakarta Pusat / Central Jakarta 10310
(021) 392 3329

Sinar Mas Life Insurance

Rua 30 de Agosto
Bidau Lecidere, Dili
Timor Leste
(0670) 331 0899

*) Dahulu PT Asuransi Jiwa Sinarmas MSIG Tbk. / Formerly PT Asuransi Jiwa Sinarmas MSIG Tbk.

PT Sinartama Gunita
Menara Tekno Lt. 7 / 7th Fl.
Jl. Fachruddin No. 19
Jakarta Pusat / Central Jakarta 10250
(021) 392 5660
(021) 393 5788
helpdesk1@sinartama.co.id
www.sinartamagunita.com

PT Pasar Dana Pinjaman (Danamas)
Menara Tekno Lt. 7 / 7th Fl.
Jl. Fachruddin No. 19
Jakarta Pusat / Central Jakarta 10250
(021) 392 5660
(021) 392 5788
cs@danamas.co.id
www.danamas.co.id

PT Dana Saham Bersama
Roxy Sqyare Lt. 1 / 1st Fl. Blok A No. 1
Jl. Kyai Tapa No. 1, Tomang, Grogol Petamburan
Jakarta Barat / West Jakarta 11440
(021) 5695 4551 - 52
cs@danasaham.co.id
www.danasaham.co.id

PT Shinta Utama
Menara Tekno Lt. 7 / 7th Fl.
Jl. Fachruddin No. 19
Jakarta Pusat / Central Jakarta 10250
(021) 392 5660
(021) 393 5788

PT Rizki Lancar Sentosa
Roxy Square
Jl. Kyai Tapa No. 1
Jakarta Barat / West Jakarta
(021) 569 3500
(021) 569 3900

PT Jakarta Teknologi Utama
Jl. Rawa Bali I Kav. A No. 19
Kawasan Industri Pulogadung
Rawaterate Cakung
Jakarta Timur / East Jakarta
(021) 4682 6242
(021) 4682 6247

PT Digital Solusindo Nusantara
Menara Tekno Lt. 7 / 7th Fl.
Jl. Fachruddin No. 19
Jakarta Pusat / Central Jakarta 10250
(021) 392 5660
(021) 393 5788

PT Pasar Gadai Digital
Menara Tekno Lt. 7 / 7th Fl.
Jl. Fachruddin No. 19
Jakarta Pusat / Central Jakarta 10250
(021) 392 5660
(021) 392 5788

PT Data Opal Terpadu
Menara Tekno Lt. 7 / 7th Fl.
Jl. Fachruddin No. 19
Jakarta Pusat / Central Jakarta 10250
(021) 392 5660
(021) 393 5788

PT Zimba Onix Mustika
Menara Tekno Lt. 7 / 7th Fl.
Jl. Fachruddin No. 19
Jakarta Pusat / Central Jakarta 10250
(021) 392 5660
(021) 393 5788

PT Sistem Loka Triprima
Menara Tekno Lt. 7 / 7th Fl.
Jl. Fachruddin No. 19
Jakarta Pusat / Central Jakarta 10250
(021) 392 5660
(021) 393 5788

PT Arthamas Solusindo
Menara Tekno Lt. 7 / 7th Fl.
Jl. Fachruddin No. 19
Jakarta Pusat / Central Jakarta 10250
(021) 392 5660
(021) 393 5788

PT Sinar Artha Trading
Menara Tekno Lt. 7 / 7th Fl.
Jl. Fachruddin No. 19
Jakarta Pusat / Central Jakarta 10250
(021) 392 5660
(021) 393 5788

PT Artha Bina Usaha
Menara Tekno Lt. 7 / 7th Fl.
Jl. Fachruddin No. 19
Jakarta Pusat / Central Jakarta 10250
(021) 392 5660
(021) 393 5788

PT Sinar Artha Konsulindo
Menara Tekno Lt. 7 / 7th Fl.
Jl. Fachruddin No. 19
Jakarta Pusat / Central Jakarta 10250
(021) 392 5660
(021) 393 5788

PT Arthamas Informatika
Menara Tekno Lt. 7 / 7th Fl.
Jl. Fachruddin No. 19
Jakarta Pusat / Central Jakarta 10250
(021) 392 5660
(021) 393 5788

PT Sinar Artha Inforindo
Menara Tekno Lt. 7 / 7th Fl.
Jl. Fachruddin No. 19
Jakarta Pusat / Central Jakarta 10250
(021) 392 5660
(021) 393 5788

PT Sinar Artha Solusindo
Menara Tekno Lt. 7 / 7th Fl.
Jl. Fachruddin No. 19
Jakarta Pusat / Central Jakarta 10250
(021) 392 5660
(021) 393 5788

PT Kreasi Retail Nusantara
Menara Tekno Lt. 7 / 7th Fl.
Jl. Fachruddin No. 19
Jakarta Pusat / Central Jakarta 10250
(021) 392 5660
(021) 393 5788

PT Berkat Surya Mentari
Jl. Raya Bekasi KM 20 RT/RW 003/003
Rawa Terate, Cakung
Jakarta Timur / East Jakarta 13920
(021) 5055 6789

PT Reasuransi Nusantara Makmur
Menara Tekno Lt. 5 / 5th Fl.
Jl. Fachruddin No. 19
Jakarta Pusat / Central Jakarta 10250
(021) 291 89977 Ext. 15000
(021) 406 10002

PT Sinar Mas Ventura
Roxy Square Lt. 1 / 1st Fl. Blok B 08 No. 1
Jl. Kyai Tapa No. 1, Tomang, Grogol Petamburan
Jakarta Barat / West Jakarta 11440
(021) 5695 4451
(021) 5695 452
cs@sinarmasventura.com
www.sinarmasventura.com

PT Sinar Mas Asuransi Syariah
Gedung Plaza Simas Lt. 5 / 5th Fl.
Jl. Fachrudin No. 18
Kel. Kampung Bali, Kec. Tanah Abang
Jakarta 10250
(021) 2356 7888
info@simassyariah.id

PT Asuransi Jiwa Sinarmas Syariah
Ruko Royal Palace Blok A No. A2
Jl. Prof. Dr. Soepomo, SH No. 178A
Kel. Menteng Dalam, Kec. Tebet
Jakarta 12870
0852 6128 8776
legal@sinarmaslifesyariah.co.id

PT Penjaminan Ulang Indonesia
Plaza Simas Lt. 5 / 5th Fl.
Jl. Fachrudin No. 18
Jakarta Pusat / Central Jakarta 10250

Komposisi Pemegang Saham [POJK.51-C.3]
Shareholders Composition

Perseroan secara rutin melaporkan kepemilikan saham yang dimiliki oleh Dewan Komisaris, Direksi, serta Pemegang Saham dengan hak suara minimal 5% sebagai wujud komitmen terhadap transparansi dan kepatuhan. Sepanjang tahun 2025, pelaporan dilakukan setiap bulan melalui sistem *e-reporting* kepada OJK dan Bursa Efek Indonesia, sesuai dengan ketentuan yang mewajibkan penyampaian laporan paling lambat 5 hari kerja setelah terjadi perubahan kepemilikan.

Informasi berikut menyajikan rincian kepemilikan saham Dewan Komisaris dan Direksi pada awal dan akhir tahun buku 2025.

The Company regularly reports share ownership by members of the Board of Commissioners, Board of Directors, as well as Shareholders with minimum voting rights of 5% as a commitment to transparency and compliance. Throughout 2025, the monthly reports were submitted via e-reporting system to the Financial Services Authority (OJK) and Indonesia Stock Exchange, in line with regulations that require reports to be submitted no later than 5 business days following any changes in ownership.

Following is the information of share ownership of the Board of Commissioners and Board of Directors at the beginning and end of the 2025 financial year.

Uraian Description	Per 1 Januari 2025 Per 1 January 2025		Per 31 Desember 2025 Per 31 December 2025		Status Kepemilikan Status of Ownership
	Total Saham (Lembar Saham) Total Shares (Shares)	Persentase Kepemilikan Ownership Percentage (%)	Total Saham (Lembar Saham) Total Shares (Shares)	Persentase Kepemilikan Ownership Percentage (%)	
Kepemilikan >5% / >5% Ownership					
PT Sinar Mas Cakrawala	3,343,462,323	52.5069	3,170,538,483	49.7912	Institusi Lokal Local Institution
Kepemilikan Dewan Komisaris dan Direksi / Board of Commissioners and Board of Directors Ownership					
Fuganto Widjaja	-	-	-	-	-
Robinson Simbolon	-	-	-	-	-
Ketut Sanjaya	-	-	-	-	-
Burhanuddin Abdullah	-	-	-	-	-
Eric Buntoro	-	-	-	-	-
Agus Leman Gunawan	-	-	-	-	-
Felix	-	-	-	-	-
Ir. Dumoly Freddy Pardede	-	-	-	-	-
Tjong Huei Wey	-	-	-	-	-
Lynn Ramli	-	-	-	-	-
Kepemilikan <5% / <5% Ownership					
Indra Widjaja	2,180,600	0.0342	2,180,600	0.0342	Individu Lokal Local Individual
Masyarakat (masing-masing di bawah 5%) Public (each under 5%)	3,022,021,794	47.4589	3,194,945,634	50.1746	Individu dan Instansi Lokal dan Asing Local and Foreign Individual and Institution
Total	6,367,664,717	100.0000	6,367,664,717	100.0000	

Grafik Saham per 31 Desember 2025
Share Chart per 31 December 2025

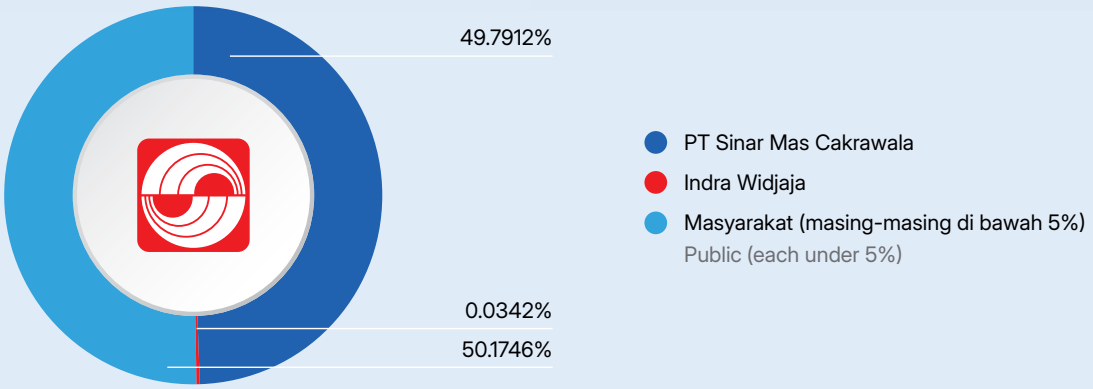

Komposisi Kepemilikan Saham berdasarkan Status Kepemilikan
Shareholders Ownership Composition based on Status of Ownership

Uraian	Per 1 Januari 2025 / Per 1 January 2025		Per 31 Desember 2025 / Per 31 December 2025		Description
	Total Saham (Lembar Saham) Total Shares (Shares)	Persentase Kepemilikan Ownership Percentage (%)	Total Saham (Lembar Saham) Total Shares (Shares)	Persentase Kepemilikan Ownership Percentage (%)	
Kustodian Sentral Efek Indonesia	6,050,657,680	95.0216	6,052,400,180	95.0490	Indonesia Central Securities Depository
Perusahaan Terbatas NPWP	310,832,491	4.8814	309,089,991	4.8541	Limited Liability Company with Tax Registration Number
Institusi Asing	6,024,186	0.0946	6,024,186	0.0946	Foreign Institution
Koperasi	150,000	0.0024	150,000	0.0024	Cooperative
Individu Lokal	360	0.0000	360	0.0000	Local Individual
Total	6,367,664,717	100.0000	6,367,664,717	100.0000	**Total**

Pemegang Saham Utama dan Pengendali
Main and Controlling Shareholders

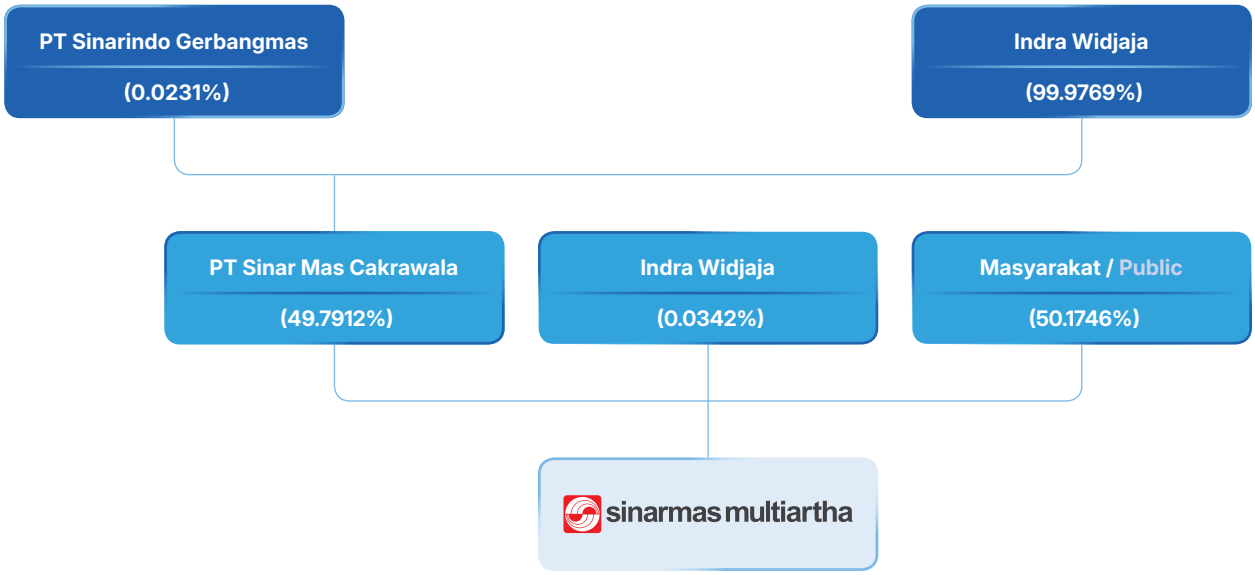

Catatan / Notes:
Ultimate Shareholders Perseroan adalah Bapak Indra Widjaja.
The Ultimate Shareholder of the Company is Mr. Indra Widjaja.

Kebijakan Perlakuan Adil terhadap Pemegang Saham [ESG-G.08]

Perseroan menjamin bahwa seluruh Pemegang Saham, baik mayoritas maupun minoritas, memperoleh akses informasi yang setara untuk mencegah terjadinya asimetri informasi. Keterbukaan informasi, termasuk yang terkait dengan informasi orang dalam, dikelola oleh Sekretaris Perusahaan yang bertanggung jawab menyampaikan informasi secara transparan, akurat, dan tepat waktu sesuai dengan ketentuan peraturan perundang-undangan yang berlaku.

Fair Treatment of Shareholders Policy [ESG-G.08]

The Company guarantees that all Shareholders, both majority and minority, has equal access to information to prevent asymmetry of information. Information disclosure, including the insider information, is managed by Corporate Secretary, who is in charge to deliver information in a transparent, accurate and timely manner, in accordance with the prevailing laws and regulations.

Realisasi Penggunaan Dana Hasil Penawaran Umum

Realization of Public Offering Proceeds Utilization

Pada tahun 2025, Perseroan memiliki kewajiban atas pelaporan penggunaan dana hasil penerbitan Obligasi Berkelanjutan III Sinar Mas Multiartha Tahap I Tahun 2024, Obligasi Berkelanjutan III Sinar Mas Multiartha Tahap II Tahun 2025, Obligasi Berkelanjutan III Sinar Mas Multiartha Tahap III Tahun 2025, dan Obligasi Berkelanjutan III Sinar Mas Multiartha Tahap IV Tahun 2025. Rincian penggunaan dana hasil penawaran obligasi tersebut diungkapkan sebagai berikut.

In 2025, the Company had an obligation to report the utilization of proceeds from the issuance of Sinar Mas Multiartha Sustainable Bonds III Phase I Year 2024, Sinar Mas Multiartha Sustainable Bonds III Phase II Year 2025, Sinar Mas Multiartha Sustainable Bonds III Phase III Year 2025, and Sinar Mas Multiartha Sustainable Bonds III Phase IV Year 2025. Details on the proceed utilization from the offering of these bonds are disclosed as follows.

Jenis Penawaran Umum	Tanggal Efektif Effective Date	Nilai Realisasi Hasil Penawaran Umum Public Offering Proceeds Realization Value			Rencana Penggunaan Dana untuk Modal Kerja Working Capital Fund Utilization Plan (Rp)	Realisasi Penggunaan Dana untuk Modal Kerja Realization of Working Capital Fund Utilization (Rp)	Sisa Dana Hasil Penawaran Umum Remaining Balance of Public Offering Proceeds (Rp)	Type of Public Offering
		Total Hasil Penawaran Umum Total Public Offering Proceeds (Rp)	Biaya Penawaran Umum Public Offering Expenses (Rp)	Hasil Bersih Net Proceeds (Rp)				
Penawaran Umum Obligasi Berkelanjutan III Sinar Mas Multiartha Tahap I Tahun 2024	28 Maret 2024 28 March 2024	**1,500,000,000,000**	**10,802,500,000**	**1,489,197,500,000**	1,489,197,500,000	1,140,748,750,000	348,448,750,000	Public Offering of Sinar Mas Multiartha Sustainable Bonds III Phase I Year 2024
Penawaran Umum Obligasi Berkelanjutan III Sinar Mas Multiartha Tahap II Tahun 2025	28 Maret 2024 28 March 2024	**800,000,000,000**	**5,018,800,000**	**794,981,200,000**	800,000,000,000	800,000,000,000	-	Public Offering of Sinar Mas Multiartha Sustainable Bonds III Phase II Year 2025
Penawaran Umum Obligasi Berkelanjutan III Sinar Mas Multiartha Tahap III Tahun 2025	28 Maret 2024 28 March 2024	**300,000,000,000**	**1,882,200,000**	**298,117,800,000**	298,117,800,000	298,117,800,000	-	Public Offering of Sinar Mas Multiartha Sustainable Bonds III Phase III Year 2025
Penawaran Umum Obligasi Berkelanjutan III Sinar Mas Multiartha Tahap IV Tahun 2025	28 Maret 2024 28 March 2024	**1,050,000,000,000**	**6,309,000,000**	**1,043,691,000,000**	1,043,691,000,000	1,043,691,000,000	-	Public Offering of Sinar Mas Multiartha Sustainable Bonds III Phase IV Year 2025

Keterangan / Remarks:

1. Penerbitan Obligasi Berkelanjutan III Sinar Mas Multiartha Tahap I Tahun 2024 memperoleh dana sebesar Rp1,49 triliun, yang digunakan untuk:
   a. Pelunasan seluruh pokok Obligasi Berkelanjutan II Sinar Mas Multiartha Tahap II Tahun 2022 Seri B sebesar Rp13,10 miliar;
   b. Pelunasan seluruh pokok Obligasi Berkelanjutan II Sinar Mas Multiartha Tahap I Tahun 2021 Seri C sebesar Rp119 miliar;
   c. Menunjang kebutuhan investasi jangka pendek berupa saham, obligasi, dan/atau reksadana sebesar Rp450 miliar;
   d. Modal kerja Perseroan, meliputi membayar beban operasional, beban pemasaran, beban pengembangan usaha, dan/atau beban lainnya sehubungan kegiatan usaha Perseroan sebesar Rp50 miliar; dan
   e. Sisanya akan digunakan sebagai pinjaman modal kerja kepada Entitas Anak, yakni PT Sinar Mas Multifinance sebesar 50% dan PT AB Sinar Mas Multifinance sebesar 50% untuk menunjang ekspansi kredit.
2. Penerbitan Obligasi Berkelanjutan III Sinar Mas Multiartha Tahap II Tahun 2025 memperoleh dana sebesar Rp800 miliar, yang digunakan untuk:
   a. Pelunasan lebih awal Obligasi SMMF, yaitu Obligasi Berkelanjutan III SMMF Tahap II Tahun 2023 Seri A sebesar Rp575 miliar; dan
   b. Modal kerja pembiayaan SMMF sebagaimana ditentukan oleh izin yang dimiliki SMMF berdasarkan ketentuan dan perundangan-undangan yang berlaku, dalam hal ini modal kerja pembiayaan dimaksud meliputi tambahan modal kerja SMMF dalam rangka menyalurkan kredit calon debitur SMMF sebesar Rp225 miliar.
3. Penerbitan Obligasi Berkelanjutan III Sinar Mas Multiartha Tahap III Tahun 2025 memperoleh dana sebesar Rp300 miliar, yang digunakan untuk pelunasan pokok Obligasi Berkelanjutan II Sinar Mas Multiartha Tahap II Tahun 2022 Seri C.
4. Penerbitan Obligasi Berkelanjutan III Sinar Mas Multiartha Tahap II Tahun 2025 memperoleh dana sebesar Rp1,05 triliun, yang digunakan untuk:
   a. Pelunasan seluruh pokok obligasi serta pembayaran bunga ke-20 Obligasi Berkelanjutan I Sinar Mas Multiartha Tahap II Tahun 2020 Seri B;
   b. Pelunasan seluruh pokok obligasi serta pembayaran bunga ketiga dan keempat Obligasi Berkelanjutan III Sinar Mas Multiartha Tahap II Tahun 2025 Seri A; dan
   c. Modal kerja Perseroan, antara lain untuk membayar beban operasional, beban pemasaran, beban pengembangan usaha, dan/atau beban lainnya sehubungan kegiatan usaha Perseroan.

1. Issuance of Sinar Mas Multiartha Sustainable Bonds III Phase I Year 2024 to raise funds amounting to Rp1.49 trillion, which were allocated for:
   a. Full repayment of the principal of Sinar Mas Multiartha Sustainable Bonds II Phase II Year 2022 Series B amounting to Rp13.10 billion;
   b. Full repayment of the principal of Sinar Mas Multiartha Sustainable Bonds II Phase I Year 2021 Series C amounting to Rp119 billion;
   c. Supporting short-term investment needs in the form of shares, bonds, and/or mutual funds amounting to Rp450 billion;
   d. Working capital of the Company, including payment of operational expenses, marketing expenses, business development expenses, and/or other expenses related to the Company's business activities amounting to Rp50 billion; and
   e. The remainder will be used as working capital loans to Subsidiaries, namely PT Sinar Mas Multifinance (50%) and PT AB Sinar Mas Multifinance (50%) to support credit expansion.
2. Issuance of Sinar Mas Multiartha Sustainable Bond III Phase II Year 2025 raised funds amounting to Rp800 billion, which were allocated for the following purposes:
   a. Early redemption of SMMF Bond, namely SMMF Sustainable Bond III Phase II Year 2023 Series A amounting to Rp575 billion; and
   b. Working capital for SMMF financing following the license held by SMMF based on applicable laws and regulations, particularly, such working capital financing includes additional working capital for SMMF to disburse credit to prospective SMMF debtors amounting to Rp225 billion.
3. Issuance of Sinar Mas Multiartha Sustainable Bond III Phase III Year 2025 raised funds amounting to Rp300 billion, which were allocated to repay the principal of Sinar Mas Multiartha Bond II Phase II Year 2022 Series C.
4. The issuance of Sinar Mas Multiartha Sustainable Bonds III Phase II Year 2025 raised proceeds of Rp1.05 trillion, which were used to:
   a. Full repayment of the principal and payment of the 20th interest of Sinar Mas Multiartha Sustainable Bonds I Phase II Year 2020 Series B;
   b. Full repayment of the principal and payment of the third and fourth interests of Sinar Mas Multiartha Sustainable Bonds III Phase II Year 2025 Series A; and
   c. Working capital of the Company, including payment of operational expenses, marketing expenses, business development expenses, and/or other expenses related to the Company's business activities.

Program Kepemilikan Saham oleh Karyawan dan/atau Manajemen

Employee and/or Management Stock Allocation Program

Sepanjang tahun 2025, Perseroan tidak memiliki program kepemilikan saham bagi manajemen maupun karyawan. Dengan demikian, Laporan Tahunan ini tidak memuat informasi terkait program dimaksud.

Throughout 2025, the Company has no management or employee stock allocation program. Therefore, there is no report of such program presented in this Annual Report.

Kronologi Pencatatan Saham

Chronological Listing of Shares

Saham Perseroan pertama kali tercatat di Bursa Efek Indonesia pada 5 Juli 1995. Rincian kronologi pencatatan saham hingga 31 Desember 2025 disajikan dalam tabel berikut.

The Company initially listed its shares in the Indonesian Stock Exchange on 5 July 1995. Detailed chronology of listing of shares until 31 December 2025 is presented on the below table.

Tanggal Pelaksanaan Exercise Date	Keterangan Description	Penambahan Saham Number of Shares Issued	Nilai Nominal Nominal Value (Rp)	Harga Penawaran Offering Price (Rp)	Total Saham Beredar Total Outstanding Shares
	Pendiri Initial Shares	-	-	-	**450,000,000**
5 Juli 1995 5 July 1995	Penawaran Umum Perdana Initial Public Offering	60,000,000	500	1,800	**510,000,000**
15 Agustus 1996 15 August 1996	Saham Bonus (10:3) Bonus Shares (10:3)	153,000,000	500	-	**663,000,000**
28 November 1996 28 November 1996	PUT I (1:1) Right Issue I (1:1)	663,000,000	500	750	**1,326,000,000**
1997	Konversi Waran Seri I Conversion of Warrant Series I	142,970	500	-	**1,326,142,970**
1998	Konversi Waran Seri I Conversion of Warrant Series I	98,521,710	500	-	**1,424,664,680**
1999	Konversi Waran Seri I Conversion of Warrant Series I	1,000	500	-	**1,424,665,680**
2000	Konversi Waran Seri I Conversion of Warrant Series I	58,500	500	-	**1,424,724,180**
2001	Konversi Waran Seri I Conversion of Warrant Series I	19,500	500	-	**1,424,743,680**

Tanggal Pelaksanaan Exercise Date	Keterangan Description	Penambahan Saham Number of Shares Issued	Nilai Nominal Nominal Value (Rp)	Harga Penawaran Offering Price (Rp)	Total Saham Beredar Total Outstanding Shares
7 Maret 2003 7 March 2003	*Reverse Stock Split* (1:10) Reverse Stock Split (1:10)	-	5,000	-	**142,474,368**
25 Juli 2003 25 July 2003	PUT II Saham Seri B Right Issue II Series B	2,137,115,520	100	100	**2,279,589,888**
2004	Konversi Waran Seri II Conversion of Warrant Series II	566,646,650	100	-	**2,846,236,538**
20 Juli 2005 20 July 2005	PUT III Saham Seri B Right Issue III Series B	991,325,341	100	125	**3,837,561,879**
2005	Konversi Waran Seri II Conversion of Warrant Series II	2,413,266	100	-	**3,839,975,145**
2006	Konversi Waran Seri II Conversion of Warrant Series II	47,066	100	-	**3,840,022,211**
2006	Konversi Waran Seri III Conversion of Warrant Series III	298,830,000	100	-	**4,138,852,211**
2007	Konversi Waran Seri II Conversion of Warrant Series II	180,500	100	-	**4,139,032,711**
2007	Konversi Waran Seri III Conversion of Warrant Series III	683,022,704	100	-	**4,822,055,415**
16 Juni 2008 16 June 2008	PUT IV Saham Seri B Right Issue IV Series B	964,528,953	100	100	**5,786,584,368**
2008	Konversi Waran Seri II Conversion of Warrant Series II	655,569	100	-	**5,787,239,937**
2008	Konversi Waran Seri III Conversion of Warrant Series III	425,478	100	-	**5,787,665,415**
2009	Konversi Waran Seri III Conversion of Warrant Series III	8,828,686	100	-	**5,796,494,101**
2009	Konversi Waran Seri IV Conversion of Warrant Series IV	383,764,094	100	-	**6,180,258,195**
2010	Konversi Waran Seri III Conversion of Warrant Series III	1,600,804	100	-	**6,181,858,999**
2010	Konversi Waran Seri IV Conversion of Warrant Series IV	41,933,667	100	-	**6,223,792,666**
2011	Konversi Waran Seri IV Conversion of Warrant Series IV	8,745,391	100	-	**6,232,538,057**
2012	Konversi Waran Seri IV Conversion of Warrant Series IV	3,395,219	100	-	**6,235,933,276**
2013	Konversi Waran Seri IV Conversion of Warrant Series IV	1,875,441	100	-	**6,237,808,717**
22 Desember 2015 22 December 2015	PMTHMETD Private Placement	119,856,000	100	-	**6,357,664,717**
16 Agustus 2016 16 August 2016	PMTHMETD Private Placement	10,000,000	100	-	**6,367,664,717**
2 Juni 2017 2 June 2017	Konversi PMTHMTED Saham Seri B menjadi Saham Saham Seri A Conversion of Private Placement of Series B Shares to Series A Shares	-	500	-	**6,367,664,717**

1995	Pada 14 Juni 1995, Perseroan mendapatkan pernyataan efektif dari Ketua Bapepam melalui Surat No. S-759/PM/1995 untuk mencatatkan saham di Bursa Efek Jakarta dan Bursa Efek Surabaya. Berikutnya, Perseroan melakukan Penawaran Umum Perdana atas 60.000.000 saham dengan nilai nominal sebesar Rp500,- per saham dan harga penawaran sebesar Rp1.800,- per saham. The Company received an effective statement from the Chairman of Capital Market Supervisory Agency (Bapepam) on 14 June 1995, through letter No. S-759/PM/1995 to list its shares in the Jakarta Stock Exchange and Surabaya Stock Exchange. The Company then conducts an Initial Public Offering of 60,000,000 shares with a nominal value of Rp500 per share at the offering price of Rp1,800 per share.
1996	Pada 8 November 1996, Perseroan mendapatkan pernyataan efektif dari Ketua Bapepam melalui Surat No. S-1811/PM/1996 untuk melakukan Penawaran Umum Terbatas (PUT) I atas 663.000.000 saham dengan nilai nominal sebesar Rp500,- per saham dan harga penawaran sebesar Rp750,- per saham. Saat PUT I tersebut, melekat 99.450.000 Waran Seri I yang diterbitkan dengan cuma-cuma. The Company obtained an effective statement from the Chairman of Capital Market Supervisory Agency (Bapepam) on 8 November 1996, through Letter No. S-1811/PM/1996, to carry out Right Issue I for 663,000,000 shares with a nominal value of Rp500 per share at the offering price of Rp750 per share. In this Right Issue I, as a bonus, shareholders will also be given 99,450,000 Series I Warrants.
2003	Perseroan melakukan *reverse stock* untuk saham yang telah diterbitkan (saham Seri A) sehingga nilai nominal yang semula Rp500,- per saham menjadi Rp5.000,- per saham. Pada 23 Juni 2003, Perseroan mendapatkan pernyataan efektif dari Ketua Bapepam melalui Surat No. S-1485/PM/2003 untuk melakukan PUT II dalam rangka penerbitan Hak Memesan Efek Terlebih Dahulu (HMETD) atas 2.137.115.520 saham Seri B dengan nilai nominal sebesar Rp100,- per saham dan harga penawaran sebesar Rp100,- per saham. Pada setiap 15 saham Seri B yang diterbitkan tersebut, melekat 15 Waran Seri II yang diberikan oleh Perseroan. The Company conducts a reverse stock on Series A Shares, this corporate action changed the nominal value from Rp500 per share to Rp5,000 per share. On 23 June 2003, the Company obtained an effective statement from the Chairman of Capital Market Supervisory Agency (Bapepam) through letter No. S-1485/PM/2003 to conduct Right Issue II on 2,137,115,520 Series B Shares with a nominal value of Rp100 per share at the offering price of Rp100 per share. The Company will give 15 Series II Warrants for each of the 15 Series B Shares issued.
2005	Pada 27 Juni 2005, Perseroan mendapatkan pernyataan efektif dari Ketua Bapepam melalui Surat No. S-1691/PM/2005 untuk melakukan PUT III dalam rangka penerbitan HMETD atas 991.325.341 saham Seri B dengan nilai nominal Rp100,- per saham. Setiap pemegang 500 saham Seri A maupun saham Seri B di Perseroan berhak untuk membeli 174 saham Seri B yang diterbitkan tersebut dengan harga pelaksanaan Rp125,- per saham. Pada setiap 1 saham Seri B yang diterbitkan tersebut melekat 1 Waran Seri III yang diberikan oleh Perseroan. On 27 June 2005, the Company obtained an effective statement from the Chairman of Capital Market Supervisory Agency (Bapepam) through letter No. S-1691/PM/2005 to conduct Right Issue III on 991,325,341 Series B Shares with a nominal value of Rp100 per share. Each shareholder of 500 Series A Shares and Series B Shares has the right to purchase 174 Series B Shares that will be issued at the exercise price of Rp125 per share. Furthermore, each 1 of the newly issued Series B Shares will receive 1 Series III Warrants.
2008	Pada 16 Juni 2008, Perseroan mendapatkan pernyataan efektif dari Ketua Bapepam melalui surat No. S-3859/BL/2008 untuk melakukan PUT IV dalam rangka penerbitan HMETD atas 966.427.608 saham Seri B dengan nilai nominal Rp100,- per saham. Setiap pemegang 10 saham Seri A maupun saham Seri B di Perseroan berhak untuk membeli 2 saham Seri B yang diterbitkan tersebut dengan rasio perbandingan 10:2:3 dan harga pelaksanaan Rp100,- per saham. Pada setiap 2 saham Seri B yang diterbitkan tersebut melekat 3 Waran Seri IV yang diberikan oleh Perseroan secara cuma-cuma. On 16 June 2008, the Company obtained an effective statement from the Chairman of Capital Market Supervisory Agency (Bapepam) through letter No. S-3859/BL/2008 to conduct Right Issue IV on 966,427,608 Series B Shares with a nominal value of Rp100 per share. Each shareholder of 10 Series A Shares and Series B Shares has the right to buy 2 Series B Shares, with a ratio of 10:2:3 at the exercise price of Rp100 per share. Each of 2 Series B Shares issued will receive 3 Warrants Series IV.
2015	Berdasarkan Akta Notaris Aryanti Artisari, SH, MKn No. 51 tanggal 20 November 2015 tentang Berita Acara Rapat Umum Pemegang Saham Luar Biasa (RUPS Luar Biasa), Pemegang Saham Perseroan menyetujui untuk menerbitkan 623.780.871 saham baru Seri B yang berasal dari saham portepel Perseroan dengan nilai nominal Rp100,- melalui Penambahan Modal Tanpa Hak Memesan Efek Terlebih Dahulu (PMTHMETD). Pada 22 Desember 2015, Perseroan melaksanakan PMTHMETD sebanyak 119.856.000 saham Seri B dengan jumlah dana yang diperoleh sebesar Rp600,00 miliar. Based on Notary Deed Aryanti Artisari, SH, MKn No. 51 dated 20 November 2015 concerning Minutes of Extraordinary General Meeting of Shareholders (Extraordinary GMS), the Shareholders of the Company agreed to conduct a Private Placement to issue 623,780,871 Series B new shares originating from the Company's shares portfolio with a nominal value of Rp100. On 22 December 2015, the Company again conducted a Private Placement to issue 119,856,000 Series B Shares, the total fund obtained from this Private Placement was to Rp600.00 billion.
2016	Pada 16 Agustus 2016, Perseroan melaksanakan PMTHMETD sebanyak 10.000.000 saham Seri B dengan jumlah dana yang diperoleh sebesar Rp50,06 miliar. On 16 August 2016, the Company again conducted a Private Placement of 10,000,000 Series B Shares with the amount of funds received was Rp50.06 billion.
2017	Pada 2 Juni 2017, Perseroan melaksanakan konversi PMTHMTED saham Seri B yang telah ditukar menjadi saham sebanyak 129.856.000 saham sehingga jumlah saham Seri A dan Seri B sebanyak 6.367.664.717 saham. On 2 June 2017, the Company converted Series B shares from Private Placement to 129,856,000 shares, bringing the total number of Series A and Series B shares to 6,367,664,717 shares.

Kebijakan dan Pembagian Dividen
Dividend Policy and Distribution

Kebijakan Dividen

Penetapan dividen Perseroan dilakukan oleh Pemegang Saham melalui Rapat Umum Pemegang Saham (RUPS) Tahunan, dengan mempertimbangkan kondisi keuangan, arah pertumbuhan usaha, serta dinamika industri. Pelaksanaannya dapat didelegasikan kepada Direksi sepanjang tetap mengacu pada ketentuan peraturan perundang-undangan yang berlaku.

Berdasarkan keputusan RUPS Tahunan tanggal 19 Juni 2025, Perseroan tidak membagikan dividen kepada Pemegang Saham. Laba tahun berjalan yang tidak dibagikan dialokasikan sebagai laba ditahan, dan dimanfaatkan untuk memperkuat modal kerja serta mendukung penyertaan modal atau investasi pada Entitas Anak maupun Entitas Asosiasi, baik yang telah ada maupun yang baru akan dibentuk.

Dividend Policy

The Company's dividend is decided by the Shareholders through the Annual General Meeting of Shareholders (GMS), by considering the financial conditions, direction of business growth, as well as industry dynamics. Its implementation could be delegated to the Board of Directors with due observance to the applicable laws and regulations.

According to Annual GMS resolutions held on 19 June 2025, the Company decided not to distribute any dividend to the Shareholders. The undistributed profit for the year will be allocated as retained earnings and used to strengthen the Company's working capital, as well as capital investment or investment at its Subsidiaries and Association, both existing or newly established.

Rincian Pembagian Dividen

Berikut disampaikan informasi mengenai rincian pembagian dividen Perseroan sejak saham tercatat di Bursa Efek Indonesia.

Details of Dividend Distribution

Following are the details related to the Company's dividend distribution since its initial listing in the Indonesian Stock Exchange.

Tahun Year	Dividen Tunai per Saham Cash Dividend per Share (Rp)	Total Dividen (jutaan Rupiah) Total Dividend Amount (million Rupiah)	Total Laba Bersih (jutaan Rupiah) Total Net Income (million Rupiah)	Rasio Jumlah Dividen terhadap Laba Bersih Dividend Pay Out Ratio (%)
1995	56	28,560	142,242	**20.08**
1996	39	51,714	197,979	**26.12**
1999	5	7,123	401,276	**1.78**
2009	1	6,182	700,098	**0.88**
2010	1	6,224	1,277,814	**0.49**
2011	1	6,236	1,974,592	**0.32**
2012	1	6,237	1,567,801	**0.40**
2013	1	6,238	1,122,202	**0.56**
2014	1	6,238	1,213,130	**0.51**
2015	1	6,238	(992,853)	**(0.63)**
2016	1	6,238	1,689,850	**0.38**
2017	1	6,238	1,838,457	**0.35**
2018	1	6,238	1,537,695	**0.41**

Kronologi Pencatatan Obligasi
Chronological Listing of Bonds

Kronologi pencatatan obligasi Perseroan hingga Desember 2025 diuraikan dalam tabel berikut.

The chronological listing of Company bonds up to December 2025 is outlined in the following table.

Uraian Description	Total Obligasi (jutaan Rupiah) Total Bonds (million Rupiah)	Tanggal Efektif Effective Date	Tanggal Jatuh Tempo Maturity Date	Tingkat Bunga Kupon Coupon Interest Rate (%)	Peringkat Obligasi Bonds Rating
Obligasi Berkelanjutan I Sinar Mas Multiartha Tahap I Tahun 2020 Seri A*) Sinar Mas Multiartha Sustainable Bond I Phase I Year 2020 A Series*)	**55,000**	8 September 2020 8 September 2020	13 September 2022 13 September 2022	8.00	idAA
Obligasi Berkelanjutan I Sinar Mas Multiartha Tahap I Tahun 2020 Seri B*) Sinar Mas Multiartha Sustainable Bond I Phase I Year 2020 B Series*)	**55,000**	8 September 2020 8 September 2020	8 September 2022 8 September 2022	8.50	idAA
Obligasi Berkelanjutan I Sinar Mas Multiartha Tahap I Tahun 2020 Seri C*) Sinar Mas Multiartha Sustainable Bond I Phase I Year 2020 C Series*)	**15,000**	8 September 2020 8 September 2020	8 September 2023 8 September 2023	9.00	idAA
Obligasi Berkelanjutan I Sinar Mas Multiartha Tahap II Tahun 2020 Seri A*) Sinar Mas Multiartha Sustainable Bond I Phase II Year 2020 A Series*)	**1,000**	11 November 2020 11 November 2020	11 November 2023 11 November 2023	9.00	idAA
Obligasi Berkelanjutan I Sinar Mas Multiartha Tahap II Tahun 2020 Seri B*) Sinar Mas Multiartha Sustainable Bond I Phase II Year 2020 B Series*)	**874,000**	31 Agustus 2020 31 August 2020	11 November 2025 11 November 2025	10.25	idAA
Obligasi Berkelanjutan II Sinar Mas Multiartha Tahap I Tahun 2021 Seri A*) Sinar Mas Multiartha Sustainable Bond II Phase I Year 2021 A Series*)	**507,000**	7 September 2021 7 September 2021	17 September 2022 17 September 2022	6.75	idAA
Obligasi Berkelanjutan II Sinar Mas Multiartha Tahap I Tahun 2021 Seri B*) Sinar Mas Multiartha Sustainable Bond II Phase I Year 2021 B Series*)	**79,700**	7 September 2021 7 September 2021	7 September 2023 7 September 2023	8.00	idAA
Obligasi Berkelanjutan II Sinar Mas Multiartha Tahap I Tahun 2021 Seri C*) Sinar Mas Multiartha Sustainable Bond II Phase I Year 2021 C Series*)	**119,000**	7 September 2021 7 September 2021	7 September 2024 7 September 2024	8.75	idAA
Obligasi Berkelanjutan II Sinar Mas Multiartha Tahap II Tahun 2022 Seri A*) Sinar Mas Multiartha Sustainable Bond II Phase II Year 2022 A Series*)	**429,350**	27 Agustus 2022 27 August 2022	6 September 2023 6 September 2023	6.75	idAA
Obligasi Berkelanjutan II Sinar Mas Multiartha Tahap II Tahun 2022 Seri B*) Sinar Mas Multiartha Sustainable Bond II Phase II Year 2022 B Series*)	**13,100**	27 Agustus 2022 27 August 2022	26 Agustus 2024 26 August 2024	8.00	idAA
Obligasi Berkelanjutan II Sinar Mas Multiartha Tahap II Tahun 2022 Seri C*) Sinar Mas Multiartha Sustainable Bond II Phase II Year 2022 C Series*)	**305,131**	27 Agustus 2022 27 August 2022	26 Agustus 2025 26 August 2025	9.00	idAA

Uraian Description	Total Obligasi (jutaan Rupiah) Total Bonds (million Rupiah)	Tanggal Efektif Effective Date	Tanggal Jatuh Tempo Maturity Date	Tingkat Bunga Kupon Coupon Interest Rate (%)	Peringkat Obligasi Bonds Rating
Obligasi Berkelanjutan II Sinar Mas Multiartha Tahap II Tahun 2022 Seri D Sinar Mas Multiartha Sustainable Bond II Phase II Year 2022 D Series	**1,102,000**	27 Agustus 2021 27 August 2021	26 Agustus 2027 26 August 2027	9.75	idAA
Obligasi Berkelanjutan II Sinar Mas Multiartha Tahap III Tahun 2022 Seri A Sinar Mas Multiartha Sustainable Bond II Phase III Year 2022 A Series	**580,000**	27 Agustus 2021 27 August 2021	4 Oktober 2027 4 October 2027	9.75	idAA
Obligasi Berkelanjutan II Sinar Mas Multiartha Tahap III Tahun 2022 Seri B Sinar Mas Multiartha Sustainable Bond II Phase III Year 2022 B Series	**1,080,000**	27 Agustus 2021 27 August 2021	4 Oktober 2032 4 October 2032	10.50	idAA
Obligasi Berkelanjutan II Sinar Mas Multiartha Tahap IV Tahun 2023 Sinar Mas Multiartha Sustainable Bond II Phase IV Year 2023	**784,719**	27 Agustus 2021 27 August 2021	7 Maret 2033 7 March 2033	10.50	idAA
Obligasi Berkelanjutan III Sinar Mas Multiartha Tahap I Tahun 2024 Sinar Mas Multiartha Sustainable Bond III Phase I Year 2024	**1,500,000**	28 Maret 2024 28 March 2024	5 April 2029 5 April 2029	10,00	idAA
Obligasi Berkelanjutan III Sinar Mas Multiartha Tahap I Tahun 2024 Sinar Mas Multiartha Sustainable Bond III Phase I Year 2024	**1,500,000**	5 April 2024 5 April 2024	5 April 2029 5 April 2029	10.00	idAA
Obligasi Berkelanjutan III Sinar Mas Multiartha Tahap II Tahun 2025 Seri A Sinar Mas Multiartha Sustainable Bond III Phase II Year 2025 A Series	**100,000**	28 Maret 2024 28 March 2024	27 Januari 2026 27 January 2026	7.00	idAA
Obligasi Berkelanjutan III Sinar Mas Multiartha Tahap II Tahun 2025 Seri B Sinar Mas Multiartha Sustainable Bond III Phase II Year 2025 B Series	**500,000**	28 Maret 2024 28 March 2024	17 Januari 2028 17 January 2028	8.25	idAA
Obligasi Berkelanjutan III Sinar Mas Multiartha Tahap II Tahun 2025 Seri C Sinar Mas Multiartha Sustainable Bond III Phase II Year 2025 C Series	**200,000**	28 Maret 2024 28 March 2024	17 Januari 2030 17 January 2030	9.00	idAA
Obligasi Berkelanjutan III Sinar Mas Multiartha Tahap III Tahun 2025 Sinar Mas Multiartha Sustainable Bond III Phase III Year 2025	**300,000**	28 Maret 2024 28 March 2024	21 Agustus 2030 21 August 2030	8.50	idAA
Obligasi Berkelanjutan III Sinar Mas Multiartha Tahap IV Tahun 2025 Sinar Mas Multiartha Sustainable Bond III Phase IV Year 2025	**1,050,000**	28 Maret 2024 28 March 2024	23 Oktober 2030 23 October 2030	8.00	idAA

Keterangan / Remarks:

*) Obligasi telah dilunasi oleh Perseroan. / The bonds have been redeemed by the Company.
Peringkat Obligasi dicatatkan oleh PT Kredit Rating Indonesia. / Bonds Ratings are recorded by PT Kredit Rating Indonesia.

Lembaga Penunjang Pasar Modal
Capital Market Supporting Institution

Akuntan Publik
Public Accountant Firm

Mirawati Sensi Idris
(member of Moore Global Network Limited)
Intiland Tower Lt. 7 / 7th Fl.
Jl. Jenderal Sudirman Kav. 32
Jakarta 10220
(021) 570 8012
(021) 570 8111

Jasa / Services : Audit Laporan Keuangan Perseroan. / To audit the Company's Financial Statements.

Periode / Period : 2025
Biaya / Cost : Rp553,000,000

Konsultan Hukum
Legal Consultant

Lasut Pane & Partners

Jl. Hang Tuah Raya No. 29
Kebayoran Baru
Jakarta 12120
(021) 720 7359/720 4279
(021) 720 4275

Jasa / Services : Konsultasi perkara hukum Perseroan. / To provide consultation about Company's legal cases.

Periode / Period : 2025
Biaya / Cost : Rp480,000,000

Biro Administrasi Efek
Securities Administration Bureau

PT Sinartama Gunita
Menara Tekno Lt. 7 / 7th Fl.
Jl. Fachruddin No. 19
Jakarta Pusat / Central Jakarta 10250
(021) 392 2332
(021) 392 3003
helpdesk1@sinartama.co.id
www.sinartamagunita.com

Jasa / Services : Pengelolaan administrasi dan pencatatan pada Pemegang Saham Perseroan. / To manage the administration and registration of the Company's Shareholders.

Periode / Period : 2025
Biaya / Cost : Rp48,150,000

Penjamin Emisi Obligasi
Bond Underwriter

PT Sinarmas Sekuritas
Sinarmas Land Plaza Tower 3 Lt. 5-6 / 5-6th Fl.
Jl. MH Thamrin No. 51
Jakarta Pusat / Central Jakarta 10350
(021) 392 5550
(021) 392 5540/7177
cs@sinarmassekuritas.co.id
www.sinarmassekuritas.co.id

Jasa / Services : Penjamin pelaksana emisi obligasi. / Bond lead underwriters.

Periode / Period : 2025
Biaya / Cost : Rp5,568,750,000

Penjamin Emisi Obligasi
Bond Underwriter

PT Aldiracita Sekuritas Indonesia
Menara Tekno Lt. 9 / 9th Fl.
Jl. Fachruddin No. 19
Jakarta Pusat / Central Jakarta 10250
(021) 3970 5858
(021) 3970 5850
www.aldiracita.com

Jasa / Services : Penjamin pelaksana emisi obligasi. / Bond lead underwriters.

Periode / Period : 2025
Biaya / Cost : Rp4,681,250,000

Pemeringkat Efek
Rating Agency

PT Kredit Rating Indonesia
Sinar Mas Land Plaza Tower III Lt. 11 / 11th Fl.
Jl. MH Thamrin No. 51 Kav. 22
Jakarta Pusat / Central Jakarta 10350
(021) 3983 4411

Jasa / Services : Pemeringkat obligasi yang diterbitkan Perseroan. / Assign rating to bonds issued by the Company.

Periode / Period : 2025
Biaya / Cost : Rp1,130,000,000

Notaris
Notary

Aulia Taufani, SH
Menara Sudirman Lt. 17 / 7th Fl.
Jl. Jenderal Sudirman Kav. 60
Jakarta 12190
(021) 5289 2366
(021) 520 4780

Jasa / Services : Pembuatan akta Perseroan. / To prepare and issue the Company's deeds.

Periode / Period : 2025
Biaya / Cost : Rp300,000,000

Wali Amanat
Trustee

PT Bank KB Bukopin Tbk
Gedung Bank Bukopin Lt. 8 / 8th Fl.
Jl. MT Haryono Kav. 50-51
Jakarta Selatan / South Jakarta 12770
(021) 798 0640
(021) 798 0705

Jasa / Services : Perwakilan Pemegang Obligasi. / Representative of Bond Holders.

Periode / Period : 2025
Biaya / Cost : Rp929,843,800

Jumlah biaya yang dikeluarkan Perseroan sepanjang tahun 2025 untuk Penjamin Emisi Obligasi, Profesi dan Lembaga Penunjang Pasar Modal, serta komponen biaya lainnya tercatat sebesar Rp13,69 miliar.

Total expenses spent by the Company throughout 2025 for Bond Underwriter, Capital Market Supporting Profession and Institution, as well as other expenses amounted to Rp13.69 billion.

Informasi pada Situs Web Perseroan
Information on the Company's Website

Komitmen Perseroan terhadap keterbukaan informasi diwujudkan melalui situs web resmi www.smma.co.id, yang menyajikan informasi terkini dan relevan bagi seluruh pemangku kepentingan. Penyediaan informasi tersebut telah sesuai dengan ketentuan Peraturan Otoritas Jasa Keuangan (POJK) No. 8/POJK.04/2015 tentang Situs Web Emiten atau Perusahaan Publik.

The Company's commitment to information disclosure can be seen through its official website www.smma.co.id, presenting the latest and relevant information for all stakeholders. The provision of information has been in line with the Financial Services Authority Regulation (POJK) No. 8/POJK.04/2015 regarding the Issuer and Public Company Website.

Beranda
Home

Profil **Profile**	**Bisnis** **Business**	**Keuangan** **Financial**
• Ikhtisar Overview • Visi & Misi Vision & Mission • Penghargaan Award • Dewan Komisaris Board of Commissioners • Direksi Board of Directors • Komite Audit Audit Committee • Audit Internal Internal Audit	• Informasi Anak Perusahaan Subsidiaries Information • Teknologi Informasi Technology Information	• Laporan Tahunan Annual Report • Laporan Keuangan Financial Highlight • Pernyataan Keuangan Financial Statement • Paparan Publik Public Expose
Hubungan Investor **Investor Relation**	**Berita** **News**	**Hubungi Kami** **Contact Us**
• Riwayat Harga Saham Share Price History • Riwayat Dividen Dividend History • Komposisi Pemegang Saham Shareholder Compositions	• Perusahaan Corporate News • Anak Perusahaan Subsidiaries News	

Sumber Daya Manusia
Human Resources

Kegiatan operasional Perseroan tidak dapat berjalan optimal tanpa dukungan sumber daya manusia (SDM) sebagai penggerak utama. Perseroan memandang SDM sebagai aset yang paling berharga dan secara konsisten mengelolanya melalui program pengembangan yang terarah serta berlandaskan pada praktik terbaik.

The Company operations cannot run optimally without the support of Human Resources (HR) as the main driving force. The Company considers HR as the most valuable asset and consistently managing it through well oriented development program, based on best practices.

Pengelolaan SDM

Dalam pengelolaan SDM, Perseroan menerapkan pendekatan *capacity building*. Pendekatan ini dilakukan melalui pemetaan kompetensi, program pendidikan berkelanjutan, evaluasi kinerja, serta pengembangan jenjang karier.

HR Management

In terms of HR management, the Company uses capacity building approach. This approach is implemented through competence mapping, continuous education, performance assessments, and career path development.

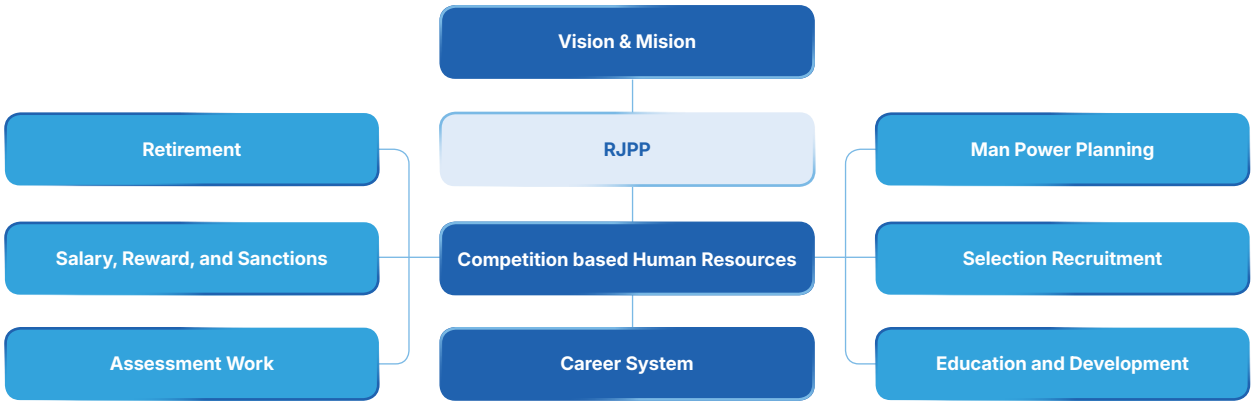

Rekrutmen

Perseroan berkomitmen menghadirkan SDM yang unggul dan kompeten melalui proses rekrutmen yang adil, transparan, serta menjunjung tinggi prinsip kesetaraan dan anti-diskriminasi. Proses ini terbuka bagi seluruh calon yang memenuhi kriteria, baik *fresh graduate* maupun profesional berpengalaman.

Rekrutmen untuk Perseroan dan Entitas Anak dilakukan melalui:

1. Berkolaborasi dengan universitas-universitas terbaik di Indonesia;
2. Berpartisipasi dalam berbagai bursa kerja (*job fair)*; dan
3. Situs web karier Entitas Anak dan situs web pencari kerja, seperti Jobstreet.

Selain itu, Perseroan dan Entitas Anak juga menjalin kerja sama dengan pihak eksternal, termasuk penyedia jasa tenaga kerja (*outsourcing*), untuk mendukung pemenuhan kebutuhan SDM sesuai kebutuhan bisnis.

Recruitment

The Company is committed to have excellent and competent HR through a fair, transparent recruitment process, as well as upholding the equality and anti-discrimination principles. This process is open to all qualified candidate, either a fresh graduate or experienced professional.

The recruitment for the Company and its Subsidiaries is carried out by:

1. Collaborating with the best universities in Indonesia;
2. Participating in various job fair; and
3. Utilizing Subsidiaries' career website and other job seeker's website such as Jobstreet.

In addition, the Company and its Subsidiaries also collaborate with external parties, such as outsourcing provider as an effort to meet HR needs in line with business requirements.



Komposisi SDM [POJK.51-C.3]

Komposisi SDM Perseroan mengalami peningkatan, dari 51 orang di tahun 2024 menjadi 60 orang di tahun 2025. Sementara, jumlah karyawan dari Grup tercatat sebanyak 8.911 orang.

Selain itu, Perseroan juga memastikan bahwa pengelolaan SDM dilakukan secara efektif, Perseroan secara konsisten memantau komposisi karyawan berdasarkan berbagai aspek, seperti jenis kelamin, status kepegawaian, tingkat pendidikan, jenjang jabatan, rentang usia, serta aktivitas utama sesuai dengan kebutuhan operasional. Adapun informasi mengenai komposisi SDM dalam 3 tahun terakhir dirinci sebagai berikut.

HR Composition [POJK.51-C.3]

There was an increase in the Company's human resources composition, from 51 employees in 2024 to 60 employees in 2025. Meanwhile, total employees within the Group was recorded at 8,911 employees.

The Company also ensures that the HR management is done effectively, by consistently monitor the employee composition based on multiple aspects, such as gender, employment status, education level, position level, age range, and main activities in line with operational needs. Information related to HR composition in the past 3 years is detailed as follows.

Komposisi Karyawan Perseroan berdasarkan Jenjang Pendidikan
Company Employee Composition based on Education

Uraian	2025	2024	2023	Description
Pasca Sarjana (S2)	**12**	11	11	Post Graduate Degree (S2)
Sarjana (S1)	**41**	35	41	Bachelor Degree (S1)
Sarjana Muda/Diploma	**1**	2	1	Diploma
SMU	**6**	3	3	Senior High School
Total	**60**	**51**	**56**	**Total**

Komposisi Karyawan Perseroan berdasarkan Jenjang Manajemen
Company Employee Composition based on Management Level

Uraian	2025	2024	2023	Description
Dewan Komisaris dan Direksi	**10**	9	10	Board of Commissioners and Board of Directors
Manajer	**5**	7	2	Manager
Supervisor	**4**	1	7	Supervisor
Staf	**41**	34	37	Staff
Total	**60**	**51**	**56**	**Total**

Komposisi Karyawan Perseroan berdasarkan Jenjang Usia [ESG-S.02]
Company Employee Composition based on Age

Uraian	2025	2024	2023	Description
18-24 tahun	**2**	6	6	18-24 years old
25-34 tahun	**35**	29	33	25-34 years old
35-44 tahun	**10**	5	3	35-44 years old
45-54 tahun	**3**	4	6	45-54 years old
>55 tahun	**10**	7	8	>55 years old
Total	**60**	**51**	**56**	**Total**

Komposisi Karyawan Perseroan berdasarkan Status
Company Employee Composition based on Status

Uraian	2025	2024	2023	Description
Tetap	**60**	51	56	Permanent
Tidak Tetap	**-**	-	-	Non-Permanent
Total	**60**	**51**	**56**	**Total**

Komposisi Karyawan Perseroan berdasarkan Jenis Kelamin
Company Employee Composition based on Gender

Uraian	2025	2024	2023	Description
Pria	**40**	35	38	Male
Wanita	**20**	16	18	Female
Total	**60**	**51**	**56**	**Total**

Komposisi Karyawan Perseroan berdasarkan Aktivitas Utama
Company Employee Composition based on Main Activities

Uraian	2025	2024	2023	Description
Keuangan dan Akuntansi	**3**	2	1	Financing and Accounting
Audit Internal	**1**	-	1	Internal Audit
Legal	**1**	1	1	Legal
Teknologi Informasi (TI)	**36**	37	41	Information Technology (IT)
Satuan Kerja Lainnya	**19**	11	12	Other Work Units
Total	**60**	**51**	**56**	**Total**

Tingkat Pergantian Karyawan [ESG-S.03]
Employee Turnover Rate

Uraian Description	Total Karyawan 2025 Total Employees 2025	Persentase Karyawan Percentage of Employees (%)
Total Karyawan *Resign*/Pemutusan Hubungan Kerja Total Employees Resigning/Terminating Employment	**3**	5.00
Total Karyawan Baru/Pengganti Total New/Replacement Employees	**12**	20.00

Total Karyawan Sementara [ESG-S.04]
Total Temporary Employees

Uraian Description	Total Karyawan 2025 Total Employees 2025	Persentase Karyawan Percentage of Employees (%)
Total Karyawan perusahaan yang Dipegang oleh Kontraktor dan/atau Konsultan Total Employees Held by Contractors and/or Consultants	**Nihil** **None**	Nihil None

Tingkat Perputaran Karyawan
Turnover Rate

Uraian	2025	2024	2023	Description
Karyawan Keluar	**3**	6	7	Leaving Employee
Total Karyawan	**60**	51	56	Total Employee
Tingkat Perputaran Karyawan (%)	**5.41**	**11.22**	**13.21**	**Turnover Rate (%)**

Pengembangan Kualitas [POJK.51-F.22] [ESG-S.05]

Pengembangan kualitas SDM menjadi prioritas Perseroan dalam mendukung keberlanjutan bisnis. Untuk itu, berbagai program pelatihan dan pengembangan kompetensi diselenggarakan secara terstruktur, meliputi *in-house training, coaching,* profesional, gelar keprofesian dan seminar/*workshop* dari berbagai bidang yang dibutuhkan.

Pada tahun 2025, Entitas Anak Perseroan, Bank Sinarmas, telah melaksanakan sejumlah inisiatif pengembangan SDM yang diuraikan sebagai berikut.

Quality Development [POJK.51-F.22] [ESG-S.05]

The Company prioritize HR quality development to support business sustainability. Accordingly, various training and competency development program are held in a structured manner, including in-house training, coaching, professional, professional degree, and seminar/workshop of various field in need.

In 2025, the Company's Subsidiaries, Bank Sinarmas, held several HR development initiatives, as detailed below.

Program Pengembangan Kompetensi Competency Development Program	
Pelatihan terkait Sertifikasi Manajemen Risiko	**Training related to Risk Management Certification**
Pelatihan terkait WPPE-P	**Training related to WPPE-P**
***Banking Certification*-Sistem Pembayaran**	**Banking Certification-Payment System**
General Certification-Information Technology	**General Certification-Information Technology**
General Certification-Internal Audit	**General Certification-Internal Audit**
***General Certification*-Kepatuhan**	**General Certification-Compliance**

Program Pengembangan Kompetensi Competency Development Program	
***General Certification*-Manajemen SDM**	General Certification-HR Management
Leadership Skill-Decision Making	Leadership Skill-Decision Making
Leadership Skill-Development Program	Leadership Skill-Development Program
Leadership Skill-Team Management	Leadership Skill-Team Management
Pelatihan terkait *technical skill* meliputi berbagai bidang, antara lain *Health, Safety & Environment* (HSE), APU-PPT dan PPPSPM, *Artificial Intelligence Literacy*, serta *Bancassurance*.	Training related to technical skill covered various topics, including Health, Safety & Environment (HSE), AML-CTF and CPF, Artificial Intelligence Literacy, and Bancassurance.

Rata-Rata Jam Pelatihan per Karyawan Average Training Hour per Employee	Total Karyawan yang Mengikuti Program Pengembangan Total Employees Participating in the Development Programs	Persentase Total Karyawan yang Mengikuti Program Pengembangan Percentage of Total Employees Participated in the Development Programs (%)
84.05 jam / hours	4,612	**77.71**

Untuk kegiatan pengembangan kualitas, Bank Sinarmas telah mengeluarkan biaya sebesar Rp21.263.495.144,- selama tahun 2025.

Bank Sinarmas has incurred expenses of Rp21,263,495,144 for quality development activities throughout 2025.

Penilaian Kinerja

Perseroan melaksanakan evaluasi kinerja karyawan secara berkala setiap tahun untuk menilai pencapaian terhadap target dan standar kerja. Evaluasi dilakukan dengan metode berbasis *Key Performance Indicators* (KPI), dan hasilnya dijadikan dasar dalam pemberian penghargaan, insentif, pengembangan karier, serta penegakan sanksi apabila diperlukan.

Performance Assessment

The Company carries out an annual performance assessment to measure the achievement of targets and work standards. The evaluation was based on Key Performance Indicators (KPI) method, and the results are used as a basis to provide award, incentive, career development, as well as to impose any necessary sanction.

Pengembangan Karier

Pengembangan karier karyawan merupakan salah satu fokus utama Perseroan dalam mendukung pengelolaan SDM yang konstruktif dan berkelanjutan. Perseroan memberikan kesempatan yang setara bagi seluruh karyawan untuk mengikuti program pengembangan karier, dengan tujuan memotivasi mereka agar dapat mengoptimalkan kemampuan serta berkembang secara profesional. Pelaksanaan program pengembangan karier didasarkan pada kriteria penilaian yang jelas, objektif, adil, dan akuntabel, dengan mempertimbangkan prestasi kerja, kompetensi karyawan, serta arah pertumbuhan bisnis Perseroan.

Career Development

Employee career development is one of the main focuses of the Company in supporting a constructive and continuous HR management. The Company provides equal opportunities for all employees to participate in the career development programs, with an aim to motivate them to optimize their capabilities and to grow professionally. The implementation of career development program is based on clear, objective, fair, and accountable assessment criteria, by considering the work achievements, employee competency, and the direction of company's business growth.

Remunerasi dan Kesejahteraan

Pemberian remunerasi dan kesejahteraan merupakan salah satu upaya Perseroan dalam menciptakan lingkungan kerja yang adil, produktif, dan berkelanjutan. Perseroan berkomitmen

Remuneration and Welfare

Provision of remuneration and welfare is one of the efforts done by the Company in creating a fair, productive, and sustainable work environment. The Company is committed to fulfil its

memenuhi hak-hak karyawan melalui pemberian remunerasi yang kompetitif serta sesuai dengan ketentuan peraturan ketenagakerjaan. Prinsip kesetaraan selalu dijunjung tinggi, termasuk dalam pemberian kompensasi tanpa membedakan gender.

Komponen remunerasi mencakup gaji pokok, tunjangan, dan bonus, yang ditetapkan dengan mempertimbangkan standar industri yang berlaku. Selain itu, Perseroan bersama Entitas Anak juga menyediakan berbagai manfaat tambahan, seperti fasilitas kesehatan dan penggantian biaya pengobatan. Untuk memperkuat hubungan kerja yang harmonis, Perseroan secara rutin menyelenggarakan kegiatan kebersamaan, antara lain acara *gathering*.

Rencana Pengembangan Pengelolaan SDM 2026

Rencana pengembangan pengelolaan SDM disusun setiap tahun sebagai upaya untuk meningkatkan kualitas karyawan, menyesuaikan kebijakan, serta mendorong produktivitas dan kinerja Perseroan. Penyusunan rencana ini juga mempertimbangkan kondisi aktual SDM serta dinamika ketentuan ketenagakerjaan yang berlaku. Untuk tahun 2026, fokus Perseroan diarahkan pada peningkatan kualitas tenaga kerja melalui program pelatihan, pembaruan kebijakan SDM, serta pemantauan kebutuhan SDM secara rutin baik di tingkat Perseroan maupun Entitas Anak.

employees right by providing competitive remuneration in line with employment regulations. Equality principle is always prioritized, including in the provision of compensation regardless of gender.

Included in the remuneration components are basic salary, allowance, and bonus, set out by considering the applicable industry standards. Further, the Company and its Subsidiaries also provide various additional benefits, such as health facilities and medical reimbursement. To boost harmonious working relationships, the Company regularly held joint activities, such as gathering event.

HR Management Development Plan 2026

The HR Management Development plan is prepared each year as an effort to improve employee quality, policy adjustment, as well as to boost the Company's productivity and performance. This plan is also prepared by considering the actual HR conditions and the ongoing employment regulations dynamic. In 2026, the Company focuses on improving the quality of its workforce through training programs, updating HR policies, and carrying out regular reviews of HR needs, both at the Company and its Subsidiaries level.



Analisis dan Pembahasan Manajemen

Management Discussion and Analysis

4





Tinjauan Ekonomi
Economic Overview

Pada tahun 2025, perekonomian global tetap bertumbuh, tetapi dengan kualitas pertumbuhan yang tidak merata antarnegara dan sektor. Menurut International Monetary Fund (IMF), pertumbuhan ekonomi dunia mencapai sekitar 3,3%, dengan inflasi global pada kisaran 4,1%. Kinerja ini menunjukkan ekonomi global masih resilien, tetapi belum sepenuhnya kuat, karena ekspansi tetap sangat dipengaruhi oleh beberapa pusat pertumbuhan utama, terutama Amerika Serikat, India, dan Tiongkok. Di sisi perdagangan, volume perdagangan dunia tumbuh 4,1%, namun sebagian pertumbuhan tersebut ditopang oleh *front-loading* perdagangan sebelum perubahan kebijakan tarif dan penyesuaian arus dagang.

Secara struktural, terdapat beberapa faktor utama yang membentuk ekonomi global tahun 2025. Di satu sisi, investasi teknologi, terutama terkait *Artificial Intelligence* (AI), dukungan fiskal dan moneter, serta kondisi keuangan yang relatif akomodatif menopang aktivitas ekonomi. Di sisi lain, perubahan kebijakan perdagangan, ketidakpastian geopolitik, lemahnya manufaktur di sebagian Eropa, serta tekanan biaya energi tetap menjadi penahan laju pertumbuhan.

Di tengah dinamika global tersebut, perekonomian Indonesia sepanjang tahun 2025 mampu menunjukkan ketahanan yang baik. Badan Pusat Statistik (BPS) mencatat ekonomi Indonesia tumbuh 5,11%, lebih tinggi dari 5,03% pada 2024, dengan besaran Produk Domestik Bruto (PDB) atas dasar harga berlaku mencapai Rp23.821,1 triliun dan PDB per kapita mencapai Rp83,7 juta atau sekitar USD5.083,4. Dari sisi pengeluaran, pertumbuhan terutama ditopang oleh ekspor barang dan jasa yang meningkat 7,03%, pembentukan modal tetap bruto yang tumbuh 5,09%, serta pengeluaran konsumsi rumah tangga yang meningkat 4,98%. Kinerja ini menunjukkan bahwa permintaan domestik dan aktivitas investasi masih menjadi jangkar pertumbuhan, meskipun lingkungan global tetap bergejolak.

Dari sisi stabilitas, inflasi dan suku bunga berada dalam koridor yang relatif terkendali, walaupun nilai tukar tetap menghadapi tekanan. Inflasi Desember 2025 tercatat 2,92% secara tahunan, masih berada dalam sasaran stabilitas harga yang dikelola Bank Indonesia. Pada saat yang sama, Bank Indonesia (BI) mempertahankan BI-*Rate* di tingkat 4,75%, setelah sepanjang tahun BI menurunkan suku bunga total 125 bps untuk menopang pertumbuhan dengan tetap menjaga stabilitas nilai tukar. Rupiah pada akhir Desember 2025 mencapai Rp16.720 per dolar AS, setelah sempat bergerak fluktuatif dengan kecenderungan melemah terhadap dolar AS. Pelemahan nilai kurs tersebut mencerminkan bahwa tekanan eksternal, terutama dolar AS yang kuat, dinamika arus modal, dan ketidakpastian global, masih menjadi faktor penting bagi perekonomian domestik.

The global economy continued to grow throughout 2025, despite the uneven quality of growth across countries and sectors. According to International Monetary Fund (IMF), the global economic growth reached around 3.3%, with global inflation of around 4.1%. This performance indicates the global economy remained resilient, although not yet fully recovered, as expansion is still largely affected by several major growth centers, particularly the United States, India, and China. In terms of trade, global trade volume grew by 4.1%, which largely supported by trade front-loading prior to the changes in tariff policies and adjustments in trade flows.

Structurally, there were several key factors shaped the 2025 global economy. On one hand, investment in technology, particularly related to Artificial Intelligence (AI), fiscal and monetary support, as well as relatively accommodative financial conditions, supported the economic activity. On the other hand, changes in trade policies, geopolitical uncertainties, weak manufacturing in some parts of Europe, and pressure from energy costs continued to hinder the pace of growth.

Amidst such global dynamics, Indonesia's economy throughout 2025 was able to show good resilience. Statistics Indonesia (BPS) recorded Indonesia's economic grew by 5.11%, higher than 5.03% in 2024, with Gross Domestic Product (GDP) at current prices reached Rp23,821.1 trillion and GDP per capita reached Rp83.7 million or around USD5,083.4. In terms of expenditure, growth was mainly supported by exports of goods and services, which increased by 7.03%, gross fixed capital formation, which grew by 5.09%, and household consumption expenditure, which increased by 4.98%. This performances indicate that domestic demand and investment activities remained as anchors of growth despite the persistently volatile global environment.

In terms of stability, inflation and interest rates remained within a relatively controlled corridor, although the exchange rate still facing pressure. In December 2025 inflation rate was recorded at 2.92% year-on-year, still within the price stability target managed by Bank Indonesia. At the same time, Bank Indonesia (BI) kept the BI-Rate at 4.75%, after reducing interest rates by a total of 125 basis points throughout the year to support growth while maintaining exchange rate stability. As of end of December 2025, the Rupiah stood at Rp16,720 per US dollar, after fluctuating with a weakening trend against the US dollar. The weakening of the Rupiah reflected that external pressures, particularly strong US dollar, capital flow dynamics, and global uncertainties, continued to be significant factors affecting the domestic economy.

Tinjauan Industri
Industry Overview

Sepanjang tahun 2025, industri jasa keuangan nasional tetap menunjukkan ketahanan yang baik, meskipun dinamika global masih diwarnai ketidakpastian suku bunga, geopolitik, dan pergeseran arus modal. Di segmen perbankan, fungsi intermediasi tetap bertumbuh dengan peningkatan kredit sebesar 9,63% secara tahunan menjadi Rp8.586 triliun dan peningkatan Dana Pihak Ketiga (DPK) sebesar 13,83% menjadi Rp10.059 triliun. Kondisi likuiditas dan permodalan juga tetap kuat, tercermin dari rasio AL/NCD sebesar 126,15%, AL/DPK 28,57%, LCR 200,97%, dan CAR 25,89%, sementara kualitas aset tetap terjaga dengan NPL *gross* 2,05% dan NPL *net* 0,79%. Perkembangan tersebut menunjukkan bahwa industri perbankan masih berada dalam jalur pertumbuhan yang sehat, didukung oleh ekspansi kredit investasi, penghimpunan dana yang solid, serta kemampuan perbankan menjaga profil risiko di tengah tekanan eksternal.

Pada segmen perasuransian dan reasuransi, industri tetap bertumbuh dari sisi aset, meskipun sisi premi masih menghadapi tekanan. Per Desember 2025, total aset asuransi komersial meningkat 7,42% menjadi Rp981,05 triliun. Namun, akumulasi premi asuransi komersial tercatat Rp331,72 triliun atau terkontraksi 1,46%, dipengaruhi penurunan premi asuransi jiwa sebesar 3,81% menjadi Rp180,98 triliun, meskipun premi asuransi umum dan reasuransi masih tumbuh 1,51% menjadi Rp150,74 triliun. Meski demikian, tingkat solvabilitas industri tetap sangat kuat, dengan *Risk Based Capital* (RBC) asuransi jiwa sebesar 485,90% dan asuransi umum serta reasuransi sebesar 335,22%, sehingga industri masih memiliki kapasitas yang memadai untuk menjaga ketahanan usaha dan mendukung ekspansi yang lebih selektif.

Pada segmen pembiayaan, modal ventura, pinjaman *online* (pinjol), serta pasar modal, arah industri cenderung lebih beragam. Piutang pembiayaan perusahaan pembiayaan tumbuh 0,61% menjadi Rp506,50 triliun, dengan *non-performing financing* (NPF) *gross* 2,51% dan NPF *net* 0,77%. Sedangkan, pembiayaan modal ventura meningkat 0,81% menjadi Rp15,97 triliun. Di sisi lain, *outstanding* pinjaman daring masih tumbuh tinggi sebesar 25,44% menjadi Rp96,62 triliun dengan Tingkat Wanprestasi 90 Hari (TWP90) sebesar 4,32%. Sementara itu, pasar modal mencatat kinerja sangat kuat, dengan Indeks Harga Saham Gabungan (IHSG) ditutup pada level 8.646,94 atau naik 22,13% secara tahunan, mencetak 24 kali rekor tertinggi baru sepanjang tahun, dengan rerata nilai transaksi harian saham tahunan meningkat menjadi Rp18,07 triliun. Industri pengelolaan investasi juga tumbuh positif, ditandai *Assets Under Management* (AUM) yang mencapai Rp1.042,74 triliun dan NAB reksa dana sebesar Rp658,69 triliun,

Throughout 2025, the national financial services industry still showing solid resilience, despite global dynamics that remained characterized by uncertainties in terms of the interest rates, geopolitical conditions, and shifts in capital flows. In the banking segment, the intermediation function continued to grow, with 9.63% increase in loans year-on-year to Rp8,586 trillion and 13.83% increased of Third-Party Funds (TPF) to Rp10,059 trillion. Liquidity and capital conditions also remained strong, as seen in the AL/NCD ratio of 126.15%, AL/TPF ratio of 28.57%, LCR of 200.97%, and CAR of 25.89%, while asset quality remained well maintained with gross NPL of 2.05% and net NPL of 0.79%. These developments indicate that the banking industry remained on a healthy growth trajectory, backed by expansion of investment loans, solid fund collection, as well as the ability of banking sector to maintain its risk profile amidst the external pressures.

In the insurance and reinsurance segment, the industry is still growing in terms of assets, despite the ongoing pressure from the premium side. As of December 2025, total commercial insurance assets increased by 7.42% to Rp981.05 trillion. Yet, accumulated commercial insurance premiums were recorded at Rp331.72 trillion, or contracted by 1.46%, affected by a decline in life insurance premiums of 3.81% to Rp180.98 trillion, although general insurance and reinsurance premiums still grew by 1.51% to Rp150.74 trillion. Nevertheless, the industry's solvency level remained very strong, with 485.90% Risk Based Capital (RBC) ratio for life insurance and 335.22% for general insurance and reinsurance, indicating that the industry still possess adequate capacity to maintain business resilience and support more selective expansion.

In the financing, venture capital, online lending (*pinjol*), and capital market segments, industry trends tended to be more diverse. Financing receivables of financing companies grew by 0.61% to Rp506.50 trillion, with gross non-performing financing (NPF) of 2.51% and net NPF of 0.77%. Meanwhile, venture capital financing increased by 0.81% to Rp15.97 trillion. On the other hand, outstanding online lending continued to record high growth of 25.44% to Rp96.62 trillion, with a 90-Days default rate (TWP90) of 4.32%. Meanwhile, the capital market recorded very strong performance, with the Composite Stock Price Index (IHSG) closed at 8,646.94, a 22.13% year-on-year increase, recorded 24 new all-time highs throughout the year, with average annual daily stock transaction value increased to Rp18.07 trillion. The investment management industry also had a positive growth, as seen in Assets Under Management (AUM) reached Rp1,042.74 trillion and mutual fund Net Asset Value (NAV) of Rp658.69 trillion, while total capital market investors increased

sedangkan jumlah investor pasar modal meningkat 36,95% menjadi 20,36 juta, dan penghimpunan dana melalui penawaran umum mencapai Rp274,80 triliun, melampaui target tahunan.

Adapun pada segmen pembangunan, perdagangan, dan jasa, prospek industrinya masih ditopang oleh pertumbuhan ekonomi domestik, perbaikan ekspor, dan peningkatan investasi. Seluruh segmen tersebut mencatatkan laju pertumbuhan dari tahun sebelumnya dan berkontribusi positif bagi pertumbuhan PDB. Meskipun demikian, segmen tersebut tetap sensitif terhadap tekanan biaya, nilai tukar, harga energi, dan dinamika daya beli masyarakat.

by 36.95% to 20.36 million, and fund raising through initial public offerings reached Rp274.80 trillion, exceeding the annual target.

As for the development, trade, and services segments, industry prospects continued to be supported by domestic economic growth, export improvement, and increased investment. All of these segments recorded growth compared to the previous year and contributed positively to GDP growth. Nevertheless, these segments remained sensitive to cost pressures, exchange rate fluctuations, energy prices, and the dynamics in public purchasing power.

Tinjauan Operasional
Operational Overview

Strategi Pengembangan Usaha Tahun 2025

Pada tahun 2025, Perseroan melanjutkan implementasi strategi pengembangan usaha yang telah dijalankan pada tahun-tahun sebelumnya, dengan tujuan menjaga keberlanjutan pertumbuhan serta meningkatkan kemampuan dalam menghadapi berbagai risiko secara efektif. Strategi tersebut meliputi:

1. Meningkatkan sinergi antar Entitas Anak guna memperkuat kontribusi dalam struktur konsolidasi grup;
2. Melakukan investasi pada sektor-sektor strategis serta mendorong efektivitas dan efisiensi operasional Perseroan dan Entitas Anak untuk mendukung pertumbuhan laba konsolidasi;
3. Mengembangkan infrastruktur teknologi informasi melalui program berkelanjutan yang mendorong integrasi sistem dan efisiensi proses bisnis;
4. Menerapkan teknologi yang adaptif terhadap perkembangan usaha, termasuk pengembangan *e-business* dan penciptaan peluang usaha digital baru; serta
5. Mengeksplorasi terobosan baru seiring dinamika perekonomian, dengan menekankan penguatan kualitas dan kapabilitas karyawan serta Tim Manajemen dalam menghadapi tantangan masa depan.

Business Development Strategy of 2025

In 2025, the Company continues implementing the business development strategies started out in the previous years, with an aim of sustaining growth as well as enhancing the capability in facing various risks effectively. These strategies include the following measures:

1. Improving synergy among Subsidiaries to strengthen contribution within the group's consolidation structure;
2. Investing in strategic sectors and promoting operational effectiveness and efficiency in the Company and Subsidiaries to support consolidated profits;
3. Developing information technology infrastructure through continuous programs promoting system integration and business process efficiency;
4. Implementing adaptive technologies following the business developments, including the development of e-business and creation of new digital business opportunities; and
5. Exploring new breakthroughs, following economic dynamics, with focus on strengthening the quality and capabilities of employees and Management Team in addressing the future challenges.

Tinjauan Segmen Usaha

Segmen usaha Perseroan terdiri dari:

1. Jasa asuransi;
2. Pembiayaan konsumen, piutang sewa pembiayaan, dan anjak piutang;
3. Jasa biro administrasi efek;

Business Segment Overview

The Company's business segments consist of the following:

1. Insurance service;
2. Consumer financing, finance lease receivables, and factoring;
3. Securities administration bureau services;

4. Jasa penjaminan emisi dan perantara pedagang efek, serta jasa manajer investasi;
5. Perbankan; serta
6. Pembangunan, perdagangan, dan jasa.

4. Securities underwriter and brokerage services, as well as investment manager services;
5. Banking; and
6. Development, trade, and services.

Jasa Asuransi
Insurance Service

(dalam jutaan Rupiah, kecuali dinyatakan lain / in million Rupiah, unless stated otherwise)

Uraian	2025	2024	Pertumbuhan Growth		Description
			Rp	%	
Pendapatan	**24,516,094**	19,342,784	5,173,310	26.75	Income
Beban Operasional	**21,045,272**	18,493,951	2,551,321	13.80	Operating Expenses
Laba Sebelum Pajak	**1,510,789**	848,833	661,956	77.98	Income Before Tax
Beban Pajak	**(45,434)**	(94,383)	(48,949)	(51.86)	Tax Expense
Laba Bersih	**1,465,355**	754,450	710,905	94.23	Net Income
Aset	**48,845,302**	42,876,821	5,968,481	13.92	Assets
Liabilitas	**41,350,758**	35,545,298	5,805,460	16.33	Liabilities

Pada tahun 2025, pendapatan dan beban operasional jasa asuransi masing-masing tercatat sebesar Rp24,52 triliun dan Rp21,05 triliun. Jumlah tersebut meningkat sebesar Rp5,17 triliun dan Rp2,55 triliun dibandingkan tahun sebelumnya yang tercatat sebesar Rp19,34 triliun dan Rp18,49 triliun. Sementara itu, laba bersih tercatat sebesar Rp1,47 triliun di tahun 2025, meningkat sebesar 94,23% atau Rp710,91 miliar, dibandingkan tahun 2024 yang tercatat sebesar Rp754,45 miliar.

Adapun aset segmen ini di tahun 2025 tercatat sebesar Rp48,85 triliun, meningkat sebesar 13,92% atau Rp5,97 triliun, dibandingkan tahun sebelumnya yang tercatat sebesar Rp42,88 triliun. Liabilitas juga mengalami peningkatan dari Rp35,55 triliun di tahun 2024 menjadi Rp41,35 triliun di tahun 2025.

In 2025, insurance service income and operating expenses amounted to Rp24.52 trillion and Rp21.05 trillion, respectively. These amounts increased by Rp5.17 trillion and Rp2.55 trillion, compared to the previous year, which were recorded at Rp19.34 trillion and Rp18.49 trillion. Meanwhile, net income was recorded at Rp1.47 trillion in 2025, increased by 94.23% or Rp710.91 billion compared to Rp754.45 billion recorded in 2024.

Meanwhile, assets of this segment in 2025 were recorded at Rp48.85 trillion, increased by 13.92% or Rp5.97 trillion compared to Rp42.88 trillion recorded in the previous year. Liabilities also increased from Rp35.55 trillion in 2024 to Rp41.35 trillion in 2025.

Pembiayaan Konsumen, Piutang Sewa Pembiayaan, dan Anjak Piutang
Consumer Financing, Finance Lease Receivables, and Factoring

(dalam jutaan Rupiah, kecuali dinyatakan lain / in million Rupiah, unless stated otherwise)

Uraian	2025	2024	Pertumbuhan Growth		Description
			Rp	%	
Pendapatan	**1,042,492**	1,354,816	(312,324)	(23.05)	Income
Beban Operasional	**887,687**	1,878,996	(991,309)	(52.76)	Operating Expenses
Laba (Rugi) Sebelum Pajak	**154,805**	(524,180)	678,985	129.53	Income (Loss) Before Tax
Beban Pajak	**(32,135)**	12,674	(44,809)	(353.55)	Tax Expense
Laba (Rugi) Bersih	**122,670**	(511,506)	634,176	123.98	Net Income (Loss)
Aset	**5,666,519**	5,941,871	(275,352)	(4.63)	Assets
Liabilitas	**4,700,152**	5,023,368	(323,216)	(6.43)	Liabilities

Pada tahun 2025, pendapatan segmen pembiayaan konsumen, piutang sewa pembiayaan, dan anjak piutang tercatat sebesar Rp1,04 triliun. Jumlah tersebut menurun sebesar 23,05% atau Rp312,32 miliar, dibandingkan tahun sebelumnya yang tercatat sebesar Rp1,35 triliun. Sementara itu, segmen ini mencatatkan laba sebelum pajak sebesar Rp154,81 miliar, meningkat sebesar 129,53% atau Rp678,99 miliar, dibandingkan tahun sebelumnya yang tercatat rugi sebelum pajak sebesar Rp524,18 miliar.

Aset pada segmen ini tercatat sebesar Rp5,67 triliun di tahun 2025, menurun sebesar 4,63% atau Rp275,35 miliar, dibandingkan tahun sebelumnya yang tercatat sebesar Rp5,94 triliun. Sementara itu, liabilitas tercatat sebesar Rp4,70 triliun. Jumlah tersebut mengalami penurunan sebesar 6,43% atau Rp323,22 miliar, dibandingkan tahun sebelumnya yang tercatat sebesar Rp5,02 triliun.

In 2025, income generated from the consumer financing, finance lease receivables, and factoring segment were recorded at Rp1.04 trillion. This amount decreased by 23.05% or Rp312.32 billion compared to Rp1.35 trillion recorded in the previous year. Meanwhile, this segment recorded profit before tax of Rp154.81 billion, increased by 129.53% or Rp678.99 billion compared to Rp524.18 billion recorded loss before tax in the previous year.

Assets in this segment were recorded at Rp5.67 trillion in 2025, decreased by 4.63% or Rp275.35 billion compared to Rp5.94 trillion recorded in the previous year. Meanwhile, liabilities were recorded at Rp4.70 trillion. This amount decreased by 6.43% or Rp323.22 billion compared to Rp5.02 trillion recorded in the previous year.

Jasa Biro Administrasi Efek
Securities Administration Bureau Services

(dalam jutaan Rupiah, kecuali dinyatakan lain / in million Rupiah, unless stated otherwise)

Uraian	2025	2024	Pertumbuhan Growth		Description
			Rp	%	
Pendapatan	**19,564**	18,045	1,519	8.42	Income
Beban Operasional	**9,914**	9,671	243	2.51	Operating Expenses
Laba Sebelum Pajak	**9,650**	8,374	1,276	15.24	Income Before Tax
Beban Pajak	**(46)**	(207)	(161)	(77.78)	Tax Expense
Laba Bersih	**9,604**	8,167	1,437	17.60	Net Income
Aset	**308,463**	283,541	24,922	8.79	Assets
Liabilitas	**3,441**	3,843	(402)	(10.46)	Liabilities

Pada tahun 2025, pendapatan dari segmen jasa biro administrasi efek tercatat sebesar Rp19,56 miliar, meningkat sebesar 8,42% atau Rp1,52 miliar dibandingkan Rp18,05 miliar pada tahun 2024. Beban operasional segmen ini tercatat sebesar Rp9,91 miliar, meningkat sebesar 2,51% atau Rp243 juta dibandingkan Rp9,67 miliar pada tahun sebelumnya. Sementara itu, beban pajak tercatat sebesar Rp46 juta, menurun dibandingkan Rp207 juta pada tahun 2024.

Dari sisi posisi keuangan, aset segmen ini tercatat sebesar Rp308,46 miliar, meningkat sebesar 8,79% atau Rp24,92 miliar dibandingkan Rp283,54 miliar pada tahun 2024. Sementara itu, liabilitas tercatat sebesar Rp3,44 miliar, menurun sebesar 10,46% atau Rp402 juta dibandingkan Rp3,84 miliar pada tahun sebelumnya.

In 2025, the securities administration bureau services segment recorded an income of Rp19.56 billion, increased by 8.42% or Rp1.52 billion compared to Rp18.05 billion recorded in 2024. Operating expenses of this segment were recorded at Rp9.91 billion, increased by 2.51% or Rp243 million compared to Rp9.67 billion in the previous year. Meanwhile, tax expense was recorded at Rp46 million, decreased compared to Rp207 million in 2024.

In terms of financial position, assets in this segment were recorded at Rp308.46 billion, increased by 8.79% or Rp24.92 billion compared to Rp283.54 billion in 2024. Meanwhile, liabilities were recorded at Rp3.44 billion, decreased by 10.46% or Rp402 million compared to Rp3.84 billion in the previous year.

Jasa Penjaminan Emisi dan Perantara Pedagang Efek, serta Manajer Investasi
Securities Brokerage and Underwriting, and Investment Manager Services

(dalam jutaan Rupiah, kecuali dinyatakan lain / in million Rupiah, unless stated otherwise)

Uraian	2025	2024	Pertumbuhan Growth		Description
			Rp	%	
Pendapatan	**630,047**	692,814	(62,767)	(9.06)	Income
Beban Operasional	**284,360**	320,918	(36,558)	(11.39)	Operating Expenses
Laba Sebelum Pajak	**345,687**	371,896	(26,209)	(7.05)	Income Before Tax
Beban Pajak	**(61,815)**	(70,491)	(8,676)	(12.31)	Tax Expense
Laba Bersih	**283,872**	301,405	(17,533)	(5.82)	Net Income
Aset	**2,149,395**	1,843,564	305,831	16.59	Assets
Liabilitas	**616,361**	189,563	426,798	225.15	Liabilities

Pada tahun 2025, segmen jasa penjaminan emisi dan perantara pedagang efek, serta manajer investasi mencatatkan pendapatan sebesar Rp630,05 miliar, menurun sebesar 9,06% atau Rp62,77 miliar dibandingkan Rp692,81 miliar pada tahun sebelumnya. Di sisi lain, beban operasional tercatat sebesar Rp284,36 miliar, menurun dibandingkan Rp320,92 miliar pada tahun sebelumnya. Sementara itu, beban pajak dan laba bersih masing-masing tercatat sebesar Rp61,82 miliar dan Rp283,87 miliar.

In 2025, the securities underwriting and brokerage, and investment manager services recorded an income of Rp630.05 billion, decreased by 9.06% or Rp62.77 billion compared to Rp692.81 billion in the previous year. Meanwhile, operating expenses amounted to Rp284.36 billion, decreased compared to Rp320.92 billion in the previous year. Meanwhile, tax expense and net income were recorded at Rp61.82 billion and Rp283.87 billion, respectively.

Dari sisi posisi keuangan, aset segmen ini tercatat sebesar Rp2,15 triliun, meningkat sebesar 16,59% atau Rp305,83 miliar dibandingkan Rp1,84 triliun pada tahun 2024. Sementara itu, liabilitas meningkat sebesar 225,15% atau Rp426,80 miliar, dari Rp189,56 miliar menjadi Rp616,36 miliar.

In terms of financial position, assets in this segment were recorded at Rp2.15 trillion, increased by 16.59% or Rp305.83 billion compared to Rp1.84 trillion in 2024. Meanwhile, liabilities increased by 225.15% or Rp426.80 billion, from Rp189.56 billion to Rp616.36 billion.

Perbankan
Banking

(dalam jutaan Rupiah, kecuali dinyatakan lain / in million Rupiah, unless stated otherwise)

Uraian	2025	2024	Pertumbuhan Growth		Description
			Rp	%	
Pendapatan	**4,682,901**	4,765,250	(82,349)	(1.73)	Income
Beban Operasional	**4,163,172**	4,326,434	(163,262)	(3.77)	Operating Expenses
Laba Sebelum Pajak	**519,729**	438,816	80,913	18.44	Income Before Tax
Beban Pajak	**(197,299)**	(68,679)	128,620	187.28	Tax Expense
Laba Bersih	**322,430**	370,137	(47,707)	(12.89)	Net Income
Aset	**57,303,096**	55,183,042	2,120,054	3.84	Assets
Liabilitas	**48,477,527**	47,039,310	1,438,217	3.06	Liabilities

Pada tahun 2025, segmen perbankan mencatatkan pendapatan sebesar Rp4,68 triliun. Jumlah ini menurun sebesar 1,73% atau Rp82,35 miliar, dibandingkan tahun sebelumnya yang tercatat sebesar Rp4,77 triliun. Beban operasional tercatat sebesar

In 2025, the banking segment recorded an income of Rp4.68 trillion. This amount decreased by 1.73% or Rp82.35 billion compared to Rp4.77 trillion recorded in the previous year. Operating expenses reached Rp4.16 trillion,

Rp4,16 triliun, menurun sebesar 3,77% atau Rp163,26 miliar, dibandingkan tahun 2024 yang tercatat sebesar Rp4,33 triliun. Beban pajak tercatat sebesar Rp197,30 miliar, meningkat dibandingkan tahun 2024 yang tercatat sebesar Rp68,68 miliar. Kondisi ini mempengaruhi perolehan laba bersih segmen yang menurun 12,89% atau Rp47,71 miliar, dari Rp370,14 miliar di tahun 2024 menjadi Rp322,43 miliar di tahun 2025.

Aset pada segmen ini mengalami peningkatan sebesar Rp2,12 triliun, dari Rp55,18 triliun menjadi Rp57,30 triliun di tahun 2025. Sementara itu, liabilitas tercatat sebesar Rp48,48 triliun di tahun 2025, meningkat sebesar Rp1,44 triliun, dibandingkan tahun 2024 tercatat sebesar Rp47,04 triliun.

decreased by 3.77% or Rp163.26 billion compared to Rp4.33 trillion recorded in 2024. Tax expense was recorded at Rp197.30 billion, increased compared to Rp68.68 billion in 2024. This condition affected the net income for this segment, which decreased by 12.89% or Rp47.71 billion, from Rp370.14 billion in 2024 to Rp322.43 billion in 2025.

Assets in this segment increased by Rp2.12 trillion, from Rp55.18 trillion to Rp57.30 trillion in 2025. Meanwhile, liabilities were recorded at Rp48.48 trillion in 2025, increased by Rp1.44 trillion compared to Rp47.04 trillion recorded in 2024.

Pembangunan, Perdagangan, dan Jasa
Development, Trade, and Services

(dalam jutaan Rupiah, kecuali dinyatakan lain / in million Rupiah, unless stated otherwise)

Uraian	2025	2024	Pertumbuhan Growth		Description
			Rp	%	
Pendapatan	**1,247,305**	894,501	352,804	39.44	Income
Beban Operasional	**2,939,021**	1,010,214	1,928,807	190.93	Operating Expenses
Laba (Rugi) Sebelum Pajak	**(1,691,716)**	(115,713)	(1,576,003)	1,361.99	Income (Loss) Before Tax
Beban Pajak	**(14,724)**	(3,600)	11,124	309.00	Tax Expense
Laba (Rugi) Bersih	**(1,706,440)**	(119,313)	(1,587,127)	1,330.22	Net Income (Loss)
Aset	**9,826,875**	9,433,364	393,511	4.17	Assets
Liabilitas	**1,337,753**	4,573,619	(3,235,866)	(70.75)	Liabilities

Pada tahun 2025, segmen pembangunan, perdagangan, dan jasa mencatatkan pendapatan sebesar Rp1,25 triliun, meningkat sebesar 39,44% atau Rp352,80 miliar dibandingkan Rp894,50 miliar pada tahun 2024. Beban operasional tercatat sebesar Rp2,94 triliun, meningkat sebesar 190,93% atau Rp1,93 triliun dibandingkan Rp1,01 triliun pada tahun sebelumnya.

Di sisi lain, beban pajak tercatat sebesar Rp14,72 miliar. Kondisi tersebut berdampak pada rugi bersih Perseroan, dari rugi Rp119,31 miliar pada tahun 2024 menjadi Rp1,71 triliun pada tahun 2025.

Dari sisi posisi keuangan di tahun 2025, aset menjadi Rp9,83 triliun, mengalami peningkatan sebesar 4,17% atau Rp393,51 miliar jika dibandingkan tahun 2024 yang tercatat Rp9,43 triliun. Sementara itu, liabilitas segmen ini menurun sebesar Rp3,24 triliun menjadi Rp1,34 triliun, dibandingkan Rp4,57 triliun pada tahun sebelumnya.

In 2025, the development, trade, and services segment recorded an income of Rp1.25 trillion, increased by 39.44% or Rp352.80 billion compared to Rp894.50 billion in 2024. Operating expenses were recorded at Rp2.94 trillion, increased by 190.93% or Rp1.93 trillion compared to Rp1.01 trillion in the previous year.

Meanwhile, tax expense were recorded at Rp14.72 billion, respectively. This condition affected the Company's loss income, from Rp119.31 billion losses in 2024 to Rp1.71 trillion in 2025.

In terms of the 2025 financial position, assets grew to 9.83 trillion or an increase of 4.17% or Rp393.51 billion compared to Rp9.43 trillion recorded in 2024. Meanwhile, liabilities from this segment decreased by Rp3.24 trillion to Rp1.34 trillion, compared to Rp4.57 trillion in the previous year.

Tinjauan Keuangan
Financial Overview

Informasi tinjauan keuangan dalam Laporan Tahunan ini merujuk pada Laporan Keuangan Konsolidasian Perseroan tahun 2025 dan 2024 yang telah diaudit oleh Kantor Akuntan Publik Mirawati Sensi Idris dengan opini wajar dalam semua hal yang material.

Information regarding the financial overview in this Annual Report refers to the Consolidated Financial Statements for 2025 and 2024, which have been audited by Public Accounting Firm Mirawati Sensi Idris with a fair opinion in all material respects.

Laporan Posisi Keuangan Konsolidasian
Consolidated Statement of Financial Position

(dalam jutaan Rupiah, kecuali dinyatakan lain / in million Rupiah, unless stated otherwise)

Uraian	2025	2024*)	Pertumbuhan Growth		Description
			Rp	%	
Total Aset	**120,391,247**	119,120,567	1,270,680	1.07	Total Assets
Total Liabilitas	**94,480,144**	95,380,805	(900,661)	(0.94)	Total Liabilities
Total Ekuitas	**25,911,103**	23,739,762	2,171,341	9.15	Total Equity

*) Disajikan kembali. / Restated.

Total Aset
Total Assets

(dalam jutaan Rupiah, kecuali dinyatakan lain / in million Rupiah, unless stated otherwise)

Uraian	2025	2024*)	Pertumbuhan Growth		Description
			Rp	%	
Aset Keuangan / Financial Assets					
Kas dan Bank - Bersih	**9,180,682**	8,828,002	352,680	4.00	Cash and Cash in Banks - Net
Investasi Jangka Pendek - Bersih	**78,249,702**	70,659,008	7,590,694	10.74	Short-Term Investment - Net
Efek-Efek yang Dibeli dengan Janji Jual Kembali	**1,394,940**	192,215	1,202,725	625.72	Securities Purchased Under Agreements to Resell
Piutang Pembiayaan Multiguna - Bersih	**1,262,692**	1,537,356	(274,664)	(17.87)	Multipurpose Financing Receivables - Net
Piutang Sewa Pembiayaan - Bersih	**407,949**	125,516	282,433	225.02	Finance Lease Receivables - Net
Piutang Pembiayaan Modal Kerja Skema Anjak Piutang - Bersih	**1,164,388**	1,474,546	(310,158)	(21.03)	Working Capital Financing with Factoring Scheme Receivables - Net
Kredit yang Diberikan - Bersih	**10,857,033**	12,618,690	(1,761,657)	(13.96)	Loans - Net
Tagihan Akseptasi - Bersih	**161,224**	38,129	123,095	322.84	Acceptance Receivables - Net
Piutang Transaksi Efek - Pihak Ketiga	**652,467**	171,354	481,113	280.77	Securities Transaction Receivables - Third Parties
Piutang Lain-Lain - Bersih	**2,694,439**	3,559,378	(864,939)	(24.30)	Other Accounts Receivable - Net
Aset Kontrak Asuransi	**1,089,221**	2,662,509	(1,573,288)	(59.09)	Insurance Contract Asset
Aset Kontrak Reasuransi	**3,149,235**	4,497,161	(1,347,926)	(29.97)	Reinsurance Contract Assets

*) Disajikan kembali. / Restated.

(dalam jutaan Rupiah, kecuali dinyatakan lain / in million Rupiah, unless stated otherwise)

Uraian	2025	2024*)	Pertumbuhan Growth		Description
			Rp	%	
Investasi dalam Saham - Bersih	**2,987,099**	3,503,395	(516,296)	(14.74)	Investment in Shares of Stock - Net
Total Aset Keuangan	**113,251,071**	**109,867,259**	**3,383,812**	**3.08**	**Total Financial Assets**
Aset Non-Keuangan / Non-Financial Assets					
Aset Ijarah - Bersih	**673,563**	351,525	322,038	91.61	Ijarah Assets - Net
Properti Investasi - Bersih	**438,903**	405,870	33,033	8.14	Investment Properties - Net
Aset Tetap - Bersih	**2,509,664**	2,700,439	(190,775)	(7.06)	Property and Equipment - Net
Agunan yang Diambil Alih - Bersih	**249,350**	264,120	(14,770)	(5.59)	Foreclosed Assets - Net
Aset Pajak Tangguhan	**251,073**	465,698	(214,625)	(46.09)	Deferred Tax Assets
Aset Lain-Lain	**3,017,623**	5,065,656	(2,048,033)	(40.43)	Other Assets
Total Aset Non-Keuangan	**7,140,176**	**9,253,308**	**(2,113,132)**	**(22.84)**	**Total Non-Financial Assets**
Total Aset	**120,391,247**	**119,120,567**	**1,270,680**	**1.07**	**Total Assets**

*) Disajikan kembali. / Restated.

Total aset Perseroan tercatat sebesar Rp120,39 triliun pada tahun 2025, mengalami peningkatan sebesar 1,07% atau Rp1,27 triliun dibandingkan dengan tahun 2024 yang tercatat sebesar Rp119,12 triliun. Aset tersebut terdiri atas aset keuangan dan aset non-keuangan, dengan dominasi pada aset keuangan.

In 2025, the Company's total assets were recorded at Rp120.39 trillion, increased by 1.07% or Rp1.27 trillion compared to Rp119.12 trillion recorded in 2024. These assets consisted of financial assets and non-financial assets, with financial assets as the dominant portion.

Pada tahun 2025, aset keuangan Perseroan tercatat sebesar Rp113,25 triliun. Jumlah tersebut meningkat sebesar 3,08% atau Rp3,38 triliun, dibandingkan tahun sebelumnya sebesar Rp109,87 triliun. Hal ini disebabkan oleh meningkatnya investasi jangka pendek - bersih sebesar Rp7,59 triliun. Sementara itu, aset non-keuangan menurun sebesar Rp2,11 triliun, dari Rp9,25 triliun di tahun 2024 menjadi Rp7,14 triliun di tahun 2025. Perubahan ini disebabkan oleh menurunnya aset lain-lain sebesar Rp2,05 triliun.

The Company's financial assets were recorded at Rp113.25 trillion in 2025. This amount increased by 3.08% or Rp3.38 trillion compared to Rp109.87 trillion recorded in the previous year. This was due to the increase in net short-term investments of Rp7.59 trillion. Meanwhile, non-financial assets decreased by Rp2.11 trillion, from Rp9.25 trillion in 2024 to Rp7.14 trillion in 2025. These changes were due to the decrease in other assets of Rp2.05 trillion.

Total Liabilitas
Total Liabilities

(dalam jutaan Rupiah, kecuali dinyatakan lain / in million Rupiah, unless stated otherwise)

Uraian	2025	2024*)	Pertumbuhan Growth		Description
			Rp	%	
Liabilitas Keuangan / Financial Liabilities					
Simpanan dan Simpanan dari Bank Lain	**45,367,868**	43,930,669	1,437,199	3.27	Deposits and Deposits from Other Banks
Efek-Efek yang Dijual dengan Janji Beli Kembali - Pihak Ketiga	**-**	879,455	(879,455)	(100.00)	Securities Sold Under Agreements to Repurchase - Third Parties
Liabilitas Kontrak Asuransi	**25,873,249**	29,009,457	(3,136,208)	(10.81)	Insurance Contract Liabilities
Liabilitas Kontrak Reasuransi	**1,409,812**	2,085,647	(675,835)	(32.40)	Reinsurance Contract Liabilities

*) Disajikan kembali. / Restated.

(dalam jutaan Rupiah, kecuali dinyatakan lain / in million Rupiah, unless stated otherwise)

Uraian	2025	2024*)	Pertumbuhan Growth		Description
			Rp	%	
Liabilitas Kontrak Penjaminan dan Premi Diterima di Muka	**2,696,215**	2,879,032	(182,817)	(6.35)	Guarantee Contract Liabilities and Premiums Received in Advance
Liabilitas Manfaat Polis Masa Depan	**337,362**	697,499	(360,137)	(51.63)	Liability for Future Policy Benefits
Premi Belum Merupakan Pendapatan dan Estimasi Liabilitas Klaim	**230,182**	-	230,182	100.00	Unearned Premiums and Estimated Claims Liability
Liabilitas Akseptasi	**161,553**	38,160	123,393	323.36	Acceptance Payables
Utang Transaksi Efek	**502,248**	89,688	412,560	459.99	Securities Transaction Payables
Utang Pajak	**106,898**	203,229	(96,331)	(47.40)	Taxes Payable
Beban Akrual	**411,526**	306,114	105,412	34.44	Accrued Expenses
Surat Berharga yang Diterbitkan	**9,029,855**	9,436,290	(406,435)	(4.31)	Securities Issued
Pinjaman yang Diterima	**2,509,972**	1,257,352	1,252,620	99.62	Loans Received
Total Liabilitas Keuangan	**88,636,740**	**90,812,592**	**(2,175,852)**	**(2.40)**	**Total Financial Liabilities**
Liabilitas Non-Keuangan / Non-Financial Liabilities					
Liabilitas Pajak Tangguhan	**37,534**	8,234	29,300	355.84	Deferred Tax Liabilities
Liabilitas Imbalan Kerja Jangka Panjang	**239,210**	164,850	74,360	45.11	Long-Term Employee Benefits Liability
Cadangan Bagi Hasil Peserta	**30,281**	252,300	(222,019)	(88.00)	Reserve for Profit Sharing Distribution to Participants
Liabilitas Lain-Lain	**5,536,379**	4,142,829	1,393,550	33.64	Other Liabilities
Total Liabilitas Non-Keuangan	**5,843,404**	**4,568,213**	**1,275,191**	**27.91**	**Total Non-Financial Liabilities**
Total Liabilitas	**94,480,144**	**95,380,805**	**(900,661)**	**(0.94)**	**Total Liabilities**

*) Disajikan kembali. / Restated.

Total liabilitas Perseroan menurun dari Rp95,38 triliun di tahun 2024 menjadi Rp94,48 triliun di tahun 2025. Perubahan ini dipengaruhi oleh menurunnya liabilitas kontrak asuransi sebesar Rp3,14 triliun. Adapun liabilitas terdiri dari liabilitas keuangan dan non-keuangan, dengan liabilitas keuangan yang lebih dominan.

Liabilitas keuangan Perseroan menurun sebesar 2,40% atau Rp2,18 triliun, dari Rp90,81 triliun di tahun 2024 menjadi Rp88,64 triliun di tahun 2025. Perubahan ini disebabkan oleh menurunnya liabilitas kontrak asuransi sebesar Rp3,14 triliun. Sementara, liabilitas non-keuangan tercatat sebesar Rp5,84 triliun di tahun 2025, meningkat sebesar 27,91% atau Rp1,28 triliun, dibandingkan tahun 2024 yang tercatat sebesar Rp4,57 triliun. Kondisi ini disebabkan oleh meningkatnya liabilitas lain-lain sebesar Rp1,39 triliun.

The Company's total liabilities decreased from Rp95.38 trillion in 2024 to Rp94.48 trillion in 2025. This change was influenced by the decrease of insurance contract liabilities of Rp3.14 trillion. The liabilities consisted of financial liabilities and non-financial liabilities, with financial liabilities as the dominant portion.

The Company's financial liabilities decreased by 2.40% or Rp2.18 trillion, from Rp90.81 trillion in 2024 to Rp88.64 trillion in 2025. This change was due to the decrease of insurance contract liabilities of Rp3.14 trillion. Meanwhile, non-financial liabilities were recorded at Rp5.84 trillion in 2025, increased by 27.91% or Rp1.28 trillion compared to Rp4.57 trillion recorded in 2024. This condition was due to the increase of other liabilities of Rp1.39 trillion.

Total Ekuitas
Total Equity

(dalam jutaan Rupiah, kecuali dinyatakan lain / in million Rupiah, unless stated otherwise)

Uraian	2025	2024*)	Pertumbuhan Growth		Description
			Rp	%	
Ekuitas yang Dapat Diatribusikan kepada Pemilik Entitas Induk					Equity Attributable to Owners of the Parent Company
Modal Saham - Nilai Nominal Rp5.000,- (dalam Rupiah penuh) per saham Seri A dan Rp100,- (dalam Rupiah penuh) per Saham Seri B					Capital Stock - Rp5,000 (in full Rupiah amount) Par Value per Series A Share and Rp100 (in full Rupiah amount) per Series B Share
Modal Dasar - 142.474.368 Saham Seri A dan 21.371.155.200 Saham Seri B					Authorized Capital 142,474,368 Series A Share and 21,371,155,200 Series B Share
Modal Ditempatkan dan Disetor - Seri A Sebanyak 142.474.368 Saham Seri B Masing-Masing Sebanyak 6.225.190.349 Saham	**1,334,891**	1,334,891	-	-	Issued and Paid-Up - 142,474,368 Series A Shares 6,225,190,349 Series B Shares
Tambahan Modal Disetor - Bersih	**1,647,520**	1,647,520	-	-	Additional Paid-In Capital - Net
Komponen Ekuitas Lainnya	**233,700**	213,535	20,165	9.44	Other Equity Component
Saldo Laba					Retained Earnings
Ditentukan Penggunaannya	**791,607**	791,607	-	-	Appropriated
Tidak Ditentukan Penggunaannya	**19,519,774**	17,529,824	1,989,950	11.35	Unappropriated
Kepentingan Non-Pengendali	**2,383,611**	2,222,385	161,226	7.25	Non-Controlling Interests
Total Ekuitas	**25,911,103**	**23,739,762**	**2,171,341**	**9.15**	**Total Equity**

*) Disajikan kembali. / Restated.

Ekuitas Perseroan mengalami peningkatan sebesar 9,15% atau Rp2,17 triliun, dari Rp23,74 triliun di tahun 2024 menjadi Rp25,91 triliun di tahun 2025. Perubahan ini dipengaruhi oleh meningkatnya saldo laba tidak ditentukan penggunaannya sebesar Rp1,99 triliun.

The Company's equity increased by 9.15% or Rp2.17 trillion, from Rp23.74 trillion in 2024 to Rp25.91 trillion in 2025. This change was influenced by the increase of unappropriated retained earnings of Rp1.99 trillion.

Laporan Laba Rugi dan Penghasilan Komprehensif Lain Konsolidasian
Consolidated Statement of Profit or Loss and Other Comprehensive Income

(dalam jutaan Rupiah, kecuali dinyatakan lain / in million Rupiah, unless stated otherwise)

Uraian	2025	2024*)	Pertumbuhan Growth		Description
			Rp	%	
Pendapatan	**36,601,656**	31,126,849	5,474,807	17.59	Income
Beban	**34,146,152**	29,890,135	4,256,017	14.24	Expenses
Laba Sebelum Pajak	**2,455,504**	1,236,714	1,218,790	98.55	Profit Before Tax
Beban Pajak	**351,520**	222,353	129,167	58.09	Tax Expense
Laba Tahun Berjalan	**2,103,984**	1,014,361	1,089,623	107.42	Profit for the Year

*) Disajikan kembali. / Restated.

(dalam jutaan Rupiah, kecuali dinyatakan lain / in million Rupiah, unless stated otherwise)

Uraian	2025	2024*)	Pertumbuhan Growth		Description
			Rp	%	
Total Penghasilan (Rugi) Komprehensif Lain Setelah Pajak	**74,316**	(236,067)	310,383	131.48	Total Other Comprehensive Income (Loss) - Net of Tax
Total Penghasilan Komprehensif - Bersih	**2,178,300**	778,294	1,400,006	179.88	Total Comprehensive Income - Net
Laba Bersih Teratribusikan kepada:					**Profit Attributable to:**
Pemilik Entitas Induk	**2,045,644**	957,875	1,087,769	113.56	Owners of the Parent Company
Kepentingan Non-Pengendali	**58,340**	56,486	1,854	3.28	Non-Controlling Interest
Penghasilan Komprehensif Teratribusikan kepada:					**Comprehensive Income Attributable to:**
Pemilik Entitas Induk	**2,008,235**	746,334	1,261,901	169.08	Owners of the Parent Company
Kepentingan Non-Pengendali	**170,065**	31,960	138,105	432.12	Non-Controlling Interest
Laba Bersih per Saham Dasar (dalam Rupiah penuh) Dasar (Dilusian)	**321**	150	171	114.00	Earnings per Share (in full Rupiah amount) Basic (Diluted)

*) Disajikan kembali. / Restated.

Pendapatan
Income

(dalam jutaan Rupiah, kecuali dinyatakan lain / in million Rupiah, unless stated otherwise)

Uraian	2025	2024*)	Pertumbuhan Growth		Description
			Rp	%	
Pendapatan *Underwriting* Asuransi	**5,040,933**	55,462	4,985,471	8,988.99	Insurance Underwriting Income
Pendapatan Jasa Asuransi	**19,724,083**	21,265,626	(1,541,543)	(7.25)	Insurance Service Revenues
Pendapatan Keuangan Reasuransi	**579,255**	748,387	(169,132)	(22.60)	Reinsurance Finance Income
Pendapatan Bunga dan Bagi Hasil	**5,137,551**	5,891,616	(754,065)	(12.80)	Interest and Profit-Sharing Income
Keuntungan Penjualan Investasi Jangka Pendek - Bersih	**713,493**	413,410	300,083	72.59	Gain on Sale of Short-Term Investment - Net
Pendapatan Administrasi dan Komisi	**1,108,357**	719,704	388,653	54.00	Administration Fee and Commission
Penjualan	**690,621**	643,171	47,450	7.38	Sales
Pendapatan Jasa Penjaminan Emisi dan Perantara Pedagang Efek serta Manajer Investasi	**577,021**	605,833	(28,812)	(4.76)	Income from Underwriting Services and Securities Brokers and Investment Managers
Keuntungan dari Investasi pada Unit Reksa Dana	**775,620**	505,639	269,981	53.39	Gain on Investments in Units of Mutual Funds
Keuntungan Selisih Kurs Mata Uang Asing - Bersih	**320,886**	163,937	156,949	95.74	Gain on Foreign Exchange - Net
Ekuitas pada Laba Entitas Asosiasi - Bersih	**157,459**	101,742	55,717	54.76	Share in Net Income of the Associates - Net
Keuntungan atas Kenaikan Nilai Wajar Efek	**1,746,386**	-	1,746,386	100.00	Gains on Increases in the Fair Value of Securities
Pendapatan Pinjam Meminjam Berbasis Teknologi Informasi	**20,534**	3,558	16,976	477.12	Income from Lending and Borrowing Based on Information Technology
Pendapatan Jasa Biro Administrasi Efek	**9,457**	8,764	693	7.91	Securities Administration Fee
Total Pendapatan	**36,601,656**	**31,126,849**	**5,474,807**	**17.59**	**Total Income**

*) Disajikan kembali. / Restated.

Pendapatan Perseroan tercatat sebesar Rp36,60 triliun di tahun 2025. Jumlah tersebut meningkat sebesar 17,59% atau Rp5,47 triliun dibandingkan tahun sebelumnya yang tercatat sebesar Rp31,13 triliun. Perubahan ini dipengaruhi oleh meningkatnya pendapatan *underwriting* asuransi sebesar Rp4,99 triliun.

In 2025, the Company recorded an income of Rp36.60 trillion. This amount increased by 17.59% or Rp5.47 trillion compared to Rp31.13 trillion recorded in the previous year. This change was influenced by the increase of insurance underwriting income of Rp4.99 trillion.

Beban Usaha
Operating Expenses

(dalam jutaan Rupiah, kecuali dinyatakan lain / in million Rupiah, unless stated otherwise)

Uraian	2025	2024*)	Pertumbuhan Growth		Description
			Rp	%	
Beban *Underwriting* Asuransi	**1,320,692**	7,990	1,312,702	16,429.31	Insurance Underwriting Expenses
Beban Jasa Asuransi	**20,736,834**	15,618,627	5,118,207	32.77	Insurance Service Expense
Beban dari Kontrak Reasuransi yang Dimiliki	**4,227,291**	-	4,227,291	100.00	Reinsurance Contract Expenses
Beban Keuangan Asuransi	**1,208,521**	1,332,334	(123,813)	(9.29)	Insurance Finance Expense
Beban Umum dan Administrasi	**1,958,435**	2,224,494	(266,059)	(11.96)	General and Administrative Expenses
Beban Gaji dan Tunjangan Karyawan	**1,962,403**	1,763,344	199,059	11.29	Salaries and Employee Benefits
Beban Bunga dan Bagi Hasil	**2,231,984**	2,229,786	2,198	0.10	Interest and Profit-Sharing Expenses
Beban Kerugian Penurunan Nilai Aset Keuangan dan Non-Keuangan - Bersih	**-**	508,907	(508,907)	(100.00)	Provision for Impairment Losses of Financial and Non-Financial Assets - Net
Beban Pokok Penjualan	**697,603**	661,602	36,001	5.44	Costs of Goods Sold
Kerugian atas Penurunan Nilai Wajar Efek	**-**	217,208	(217,208)	(100.00)	Loss on Decreases in Fair Value of Securities
Pendapatan (Beban) Lain-Lain	**(197,611)**	5,325,843	(5,523,454)	(103.71)	Other (Income) Expenses
Total Beban	**34,146,152**	**29,890,135**	**4,256,017**	**14.24**	**Total Expenses**

*) Disajikan kembali. / Restated.

Beban usaha Perseroan di tahun 2025 tercatat sebesar Rp34,15 triliun, meningkat sebesar 14,24% atau Rp4,26 triliun dibandingkan tahun 2024 yang tercatat sebesar Rp29,89 triliun. Perubahan ini disebabkan oleh meningkatnya beban jasa asuransi sebesar Rp5,12 triliun.

In 2025, the Company's operating expenses were recorded at Rp34.15 trillion, increased by 14.24% or Rp4.26 trillion compared to Rp29.89 trillion recorded in 2024. This change was due to the increase of insurance underwriting expense of Rp5.12 trillion.

Laba Sebelum Pajak

Laba sebelum pajak mengalami peningkatan sebesar Rp1,22 triliun, dari Rp1,24 triliun pada tahun 2024 menjadi Rp2,46 triliun di tahun 2025.

Profit Before Tax

In 2025, profit before tax increased by Rp1.22 trillion, from Rp1.24 trillion in 2024 to Rp2.46 trillion in 2025.

Beban Pajak

Pada tahun 2025, beban pajak tercatat sebesar Rp351,52 miliar, meningkat sebesar 58,09% atau Rp129,17 miliar dibandingkan tahun sebelumnya yang tercatat sebesar Rp222,35 miliar.

Tax Expense

In 2025, tax expense was recorded at Rp351.52 billion, increased by 58.09% or Rp129.17 billion compared to Rp222.35 billion recorded in the previous year.

Laba Tahun Berjalan

Laba tahun berjalan mengalami peningkatan sebesar Rp1,09 triliun atau 107,42%, dari Rp1,01 triliun pada tahun 2024 menjadi Rp2,10 triliun di tahun 2025.

Profit for the Year

Profit for the year increased by Rp1.09 trillion or 107.42%, from Rp1.01 trillion in 2024 to Rp2.10 trillion in 2025.

Total Penghasilan (Rugi) Komprehensif Lain Setelah Pajak

Total penghasilan komprehensif lain setelah pajak pada tahun 2025 tercatat sebesar Rp74,32 miliar, berbalik dari rugi komprehensif lain setelah pajak sebesar Rp236,07 miliar pada tahun 2024. Dengan demikian, terjadi peningkatan sebesar Rp310,38 miliar dibandingkan tahun sebelumnya.

Total Penghasilan Komprehensif

Perseroan mencatatkan jumlah penghasilan komprehensif sebesar Rp2,18 triliun di tahun 2025, meningkat sebesar 179,88% atau Rp1,40 triliun dibandingkan periode sebelumnya yang tercatat sebesar Rp778,29 miliar.

Total Other Comprehensive Income (Loss) - Net of Tax

Total other comprehensive income after tax in 2025 amounted to Rp74.32 billion, reversing from other comprehensive loss after tax of Rp236.07 billion in 2024. Accordingly, this represented an improvement of Rp310.38 billion compared to the previous year.

Total Comprehensive Income

In 2025, the Company recorded total comprehensive income of Rp2.18 trillion, increased by 179.88% or Rp1.40 trillion compared to Rp778.29 billion recorded in the previous period.

Laporan Arus Kas Konsolidasian
Consolidated Statements of Cash Flows

(dalam jutaan Rupiah, kecuali dinyatakan lain / in million Rupiah, unless stated otherwise)

Uraian	2025	2024	Pertumbuhan Growth		Description
			Rp	%	
Arus Kas Diperoleh dari (Digunakan untuk) Aktivitas Operasi	**(1,836,221)**	5,120,056	(6,956,277)	(135.86)	Cash Flows from (Used in) Operating Activities
Arus Kas Diperoleh dari (Digunakan untuk) Aktivitas Investasi	**(181,241)**	(363,071)	(181,830)	(50.08)	Cash Flows from (Used in) Investing Activities
Arus Kas Diperoleh dari (Digunakan untuk) Aktivitas Pendanaan	**359,035**	(1,239,606)	1,598,641	128.96	Cash Flows from (Used in) Financing Activities
Kenaikan Bersih Kas dan Setara Kas	**(1,658,427)**	3,517,379	(5,175,806)	(147.15)	Net Increase in Cash and Cash Equivalents
Kas dan Setara Kas Awal Tahun	**23,380,455**	19,530,995	3,849,460	19.71	Cash and Cash Equivalents at Beginning of the Year
Kas dan Setara Kas Akhir Tahun	**22,053,772**	23,380,455	(1,326,683)	(5.67)	Cash and Cash Equivalents at the End of the Year

Arus Kas Diperoleh dari (Digunakan untuk) Aktivitas Operasi

Pada tahun 2025, Perseroan menggunakan kas untuk aktivitas operasi sebesar Rp1,84 triliun. Kondisi ini berbanding terbalik dengan tahun sebelumnya di mana Perseroan memperoleh kas dari aktivitas ini sebesar Rp5,12 triliun.

Arus Kas Diperoleh dari (Digunakan untuk) Aktivitas Investasi

Perseroan menggunakan kas untuk aktivitas investasi di tahun 2025 sebesar Rp181,24 miliar. Jumlah tersebut menurun sebesar 50,08% atau Rp181,83 miliar dibandingkan penggunaan kas untuk aktivitas investasi pada tahun 2024 yang sebesar Rp363,07 miliar. Penurunan penggunaan kas tersebut terutama dipengaruhi oleh berkurangnya pembelian aset tetap sebesar Rp224,07 miliar.

Cash Flows from (Used in) Operating Activities

In 2025, the Company used cash for operating activities of Rp1.84 trillion. This was in contrast to the previous year, when the Company generated cash from operating activities of Rp5.12 trillion.

Cash Flows from (Used in) Investing Activities

In 2025, the Company used cash in investing activities of Rp181.24 billion. The amount represented a 50.08% decrease or Rp181.83 billion compared to cash used for investing activities of Rp363.07 billion in 2024. The decrease in cash usage was primarily influenced by the lower acquisition of investment and equipment amounting to Rp224.07 billion.

Arus Kas Diperoleh dari (Digunakan untuk) Aktivitas Pendanaan

Pada tahun 2025, Perseroan memperoleh kas dari aktivitas pendanaan sebesar Rp359,04 miliar. Kondisi ini berbanding terbalik dengan tahun sebelumnya di mana Perseroan menggunakan kas untuk aktivitas ini sebesar Rp1,24 triliun. Perubahan tersebut terutama dipengaruhi oleh adanya penambahan pinjaman yang diterima sebesar Rp1,25 triliun.

Cash Flows from (Used in) Financing Activities

In 2025, the Company generated cash from financing activities of Rp359.04 billion. This was in contrast to the previous year, when the Company used cash of Rp1.24 trillion for these activities. The change was primarily influenced by proceeds from loan received of Rp1.25 trillion.

Rasio Keuangan
Financial Ratio

Uraian	2025	2024*)	Description
Profitabilitas (%) / Profitability (%)			
Margin Laba Kotor	**6.71**	3.97	Gross Profit Margin
Margin Laba Bersih	**5.59**	3.08	Net Profit Margin
Rasio Laba terhadap Total Aset (ROA)	**1.75**	0.85	Return on Assets (ROA)
Rasio Laba terhadap Total Ekuitas (ROE)	**8.12**	4.27	Return on Equity (ROE)
Rasio Beban Operasional terhadap Pendapatan Operasional (BOPO)	**93.29**	96.03	Ratio of Operating Expenses to Operating Income (BOPO)
Likuiditas (%) / Liquidity (%)			
Rasio Lancar	**127.42**	124.89	Current Ratio
Solvabilitas (%) / Solvency (%)			
Rasio Liabilitas terhadap Total Aset	**78.48**	80.07	Debt to Assets Ratio
Rasio Liabilitas terhadap Total Ekuitas	**364.63**	401.78	Debt to Equity Ratio

*) Disajikan kembali. / Restated.

Profitabilitas

Profitabilitas Perseroan dipengaruhi oleh kondisi laba tahun berjalan selama periode tahun 2025. Margin laba kotor, margin laba bersih, rasio laba terhadap total aset (ROA), serta rasio laba terhadap total ekuitas (ROE) masing-masing tercatat sebesar 6,71%; 5,59%; 1,75%; dan 8,12% meningkat dibandingkan tahun sebelumnya yang tercatat sebesar 3,97%; 3,08%; 0,85%; dan 4,27%. Sementara itu, rasio beban operasional terhadap pendapatan operasional (BOPO) mengalami penurunan dari 96,03% menjadi 93,29% di tahun 2025.

Profitability

The Company's profitability was influenced by the profit for the year condition throughout the 2025 period. The gross profit margin, net profit margin, return on assets (ROA), and return on equity (ROE) were respectively recorded at 6.71%; 5.59%; 1.75%; and 8.12%, increased compared to 3.97%; 3.08%; 0.85%; and 4.27%, recorded in the previous year. Meanwhile, the ratio of operating expenses to operating income (BOPO) decreased from 96.03% to 93.29% in 2025.

Kemampuan Membayar Utang

Perseroan menghitung kemampuan membayar utang melalui profil likuiditas dan solvabilitas, yang dijelaskan sebagai berikut.

1. Rasio Likuiditas
   Rasio likuiditas mencerminkan kapasitas Perseroan dalam memenuhi liabilitas jangka pendek melalui rasio lancar. Pada tahun 2025, rasio lancar tercatat sebesar 127,42%, meningkat dibandingkan tahun sebelumnya yang tercatat sebesar 124,89%. Meskipun demikian, Perseroan tetap menunjukkan tingkat likuiditas yang sehat dan mencerminkan pengelolaan keuangan yang efektif.

Ability to Pay Debt

The Company is calculating its ability to pay debt through the liquidity and solvency profile, as outlined below.

1. Liquidity Ratio
   The liquidity ratio indicates the Company's capacity to meet its short-term liabilities through current ratio. In 2025, the current ratio was recorded at 127.42%, increased compared to 124.89% recorded in the previous year. However, the Company managed to demonstrate a sound liquidity level, reflecting an effective financial management.

2. Rasio Solvabilitas
   Rasio solvabilitas mencerminkan kapasitas Perseroan dalam memenuhi liabilitas jangka panjang serta menjaga keberlanjutan struktur permodalan. Rasio solvabilitas terdiri dari rasio liabilitas terhadap total aset dan rasio liabilitas terhadap total ekuitas.

   Perseroan mencatatkan rasio liabilitas terhadap total aset sebesar 78,48% di tahun 2025, menurun dibandingkan tahun 2024 yang tercatat sebesar 80,07%. Sementara itu, rasio liabilitas terhadap total ekuitas tercatat sebesar 364,63%, menurun dibandingkan tahun sebelumnya yang tercatat sebesar 401,78%. Perubahan ini masih menunjukkan struktur permodalan yang solid dan kemampuan jangka panjang Perseroan dalam memenuhi kewajibannya.

2. Solvency Ratio
   The solvency ratio indicates the Company's capacity to meet the long-term liabilities while maintaining the sustainability of its capital structure. The solvency ratio consists of the debt to assets ratio and debt to equity ratio.

   In 2025, the Company recorded debt to assets ratio of 78.48%, decreased compared 80.07% recorded in 2024. Meanwhile, the debt to equity ratio was recorded at 364.63%, decreased compared to 401.78% recorded in the previous year. These changes still reflected a solid capital structure and the Company's long-term capability to meet its obligations.

Kolektibilitas Piutang

Dalam pengelolaan piutang usaha secara konsolidasi, Perseroan dan Entitas Anak mempertimbangkan karakteristik dan risiko piutang berdasarkan jenis serta hubungan transaksi. Cadangan kerugian penurunan nilai dibentuk sebagai langkah kehati-hatian terhadap piutang tertentu. Kendati demikian, manajemen tetap menilai bahwa piutang usaha dapat tertagih seluruhnya.

Receivables Collectability

On a consolidated basis, the Company and its Subsidiaries manage the trade receivable by considering the characteristics and risks of receivables by type as well as relationship of the transactions. Allowance for impairment losses is set out as a prudent measure on certain receivables. However, management believes that the trade receivables remain fully collectible.

Struktur Permodalan

Perseroan dan Entitas Anak mengelola permodalan secara berkelanjutan untuk memastikan tersedianya struktur modal yang sehat, guna mendukung kelangsungan aktivitas usaha dan mengoptimalkan nilai bagi Pemegang Saham. Saat ini, Perseroan tidak diwajibkan untuk memenuhi persyaratan modal minimum tertentu. Penyesuaian terhadap struktur permodalan dilakukan secara berkala, disesuaikan dengan kondisi internal Perseroan serta perkembangan ekonomi terkini.

Manajemen secara rutin memantau struktur modal melalui analisis *gearing ratio*, yaitu perbandingan antara utang bersih dan total modal. Utang bersih dihitung dari total liabilitas jangka pendek dan jangka panjang yang tercantum dalam Laporan Posisi Keuangan Konsolidasian, dikurangi kas dan setara kas. Adapun modal mencerminkan total ekuitas yang dapat diatribusikan kepada Pemegang Saham.

Informasi mengenai rasio utang bersih terhadap modal per 31 Desember 2025 dan 2024 diungkapkan sebagai berikut.

Capital Structure

The Company and its Subsidiaries continuously managing capital structure to ensure the availability of a sound capital structure to support business continuity and optimizing value for the Shareholders. Currently, the Company is not required to meet certain minimum capital requirements. The capital structure adjustment is carried out periodically, in accordance with the internal conditions of the Company as well as latest economic developments.

The management routinely monitors the capital structure by using gearing ratio analysis, which compare the net debt to total capital. Net debt is calculated from total short-term and long-term liabilities stated in the Consolidated Statement of Financial Position, less cash and cash equivalents. Meanwhile, capital represents total equity attributable to the Shareholders.

Information on the ratio of net debt to capital as of 31 December 2025 and 2024 are disclosed as follows.

(dalam jutaan Rupiah, kecuali dinyatakan lain / in million Rupiah, unless stated otherwise)

Uraian	2025	2024*)	Description
Simpanan dan Simpanan dari Bank Lain	**45,367,868**	43,930,669	Deposits and Deposits from Other Banks
Pinjaman yang Diterima	**2,509,972**	1,257,352	Loans Received
Surat Berharga yang Diterbitkan	**9,029,855**	9,436,290	Securities Issued

*) Disajikan kembali. / Restated.

(dalam jutaan Rupiah, kecuali dinyatakan lain / in million Rupiah, unless stated otherwise)

Uraian	2025	2024*)	Description
Kas dan Bank	**(9,180,682)**	(8,828,002)	Cash and Cash in Banks
Total - Bersih	**47,727,013**	**45,796,309**	**Total - Net**
Total Ekuitas	**25,911,103**	23,739,762	Total Equity
Rasio Utang Bersih terhadap Modal (%)	**184.20**	**192.91**	**The Ratio of Net Loans and Debts to Equity (%)**

*) Disajikan kembali. / Restated.

Investasi Barang Modal

Perseroan menetapkan investasi barang modal sebagai bagian dari upaya keberlanjutan usaha. Berikut ini adalah uraian mengenai realisasi investasi barang modal Perseroan selama 2 tahun terakhir.

Capital Goods Investment

The Company established capital goods investment as a part of its business continuation efforts. Following is the realization of the Company's capital goods investment in the last 2 years.

(dalam jutaan Rupiah, kecuali dinyatakan lain / in million Rupiah, unless stated otherwise)

Uraian	2025	2024	Pertumbuhan Growth		Description
			Rp	%	
Tanah	-	30,335	(30,335)	(100.00)	Land
Bangunan	**21,407**	24,946	(3,539)	(14.19)	Buildings
Peralatan Kantor	**163,335**	155,850	7,485	4.80	Office Equipment
Kendaraan Bermotor	**24,417**	49,606	(25,189)	(50.78)	Vehicles
Perlengkapan Kantor	**4,990**	7,677	(2,687)	(35.00)	Furniture and Fixture
Mesin dan Peralatan	**493**	549	(56)	(10.20)	Machineries and Equipment
Aset dalam Pembangunan	**3,658**	2,917	741	25.40	Buildings Under Construction
Aset yang Disewakan	**73,924**	175,273	(101,349)	(57.82)	Right-of-Use Assets
Total	**292,224**	**447,153**	**(154,929)**	**(34.65)**	**Total**

Ikatan Material terkait Investasi Barang Modal

Selama periode 2025, Perseroan dan Entitas Anak memiliki ikatan material terkait investasi barang modal, yang diuraikan sebagai berikut.

1. Perseroan memperoleh 2 fasilitas pinjaman dari PT Bank KB Indonesia Tbk untuk keperluan modal kerja dengan rincian sebagai berikut.
   a. Fasilitas pertama diperoleh berdasarkan Akta No. 117 tanggal 25 Juni 2025 dan surat persetujuan kredit No. 14627/CLB I/VI/2025, berupa *term loan (revolving)* dengan plafon sebesar Rp850 miliar. Fasilitas ini dikenakan suku bunga tetap sebesar 6,825% sampai dengan tanggal pelunasan, serta biaya provisi 3,7% dan biaya administrasi 0,2% yang dibayarkan di muka. Pada tanggal 31 Desember 2025, Perseroan telah melakukan pelunasan sebagian sebesar Rp150 miliar, sehingga saldo pinjaman menjadi Rp700 miliar.

Material Commitment related to Capital Goods Investment

Throughout 2025, the Company and its Subsidiaries had material commitment related to capital goods investment, as outlined below.

1. The Company obtained 2 loan facilities from PT Bank KB Indonesia Tbk for general corporate purposes, with details as follows.
   a. The first facility was obtained based on Deed No. 117 dated 25 June 2025 and credit approval letter No. 14627/CLB I/VI/2025, in the form of a revolving term loan with a maximum amount of Rp850 billion. This facility bears a fixed interest rate of 6.825% until full settlement, a 3.7% provision fee and 0.2% administration fee, both paid upfront. As of 31 December 2025, the Company has made a partial repayment of Rp150 billion, resulting in an outstanding balance of Rp700 billion.

b. Fasilitas kedua diperoleh berdasarkan Akta No. 30 tanggal 25 Juli 2025 dan surat persetujuan kredit No. 17464/CLB I/VII/2025, berupa *term loan (revolving)* dengan plafon sebesar Rp700 miliar, yang telah digunakan seluruhnya. Fasilitas ini dikenakan suku bunga tetap sebesar 6,825%, serta *upfront fee* 0,85% dan biaya administrasi 0,1% yang dibayarkan di muka.

Kedua fasilitas tersebut merupakan *clean loan* dan bersifat *uncommitted*. Pembayaran pokok dilakukan secara *bullet payment* pada saat jatuh tempo, sedangkan bunga dibayarkan setiap bulan. Fasilitas ini akan jatuh tempo pada 25 Juni 2035. Berdasarkan perjanjian pinjaman, Perseroan wajib menjaga rasio keuangan tertentu dan memenuhi kewajiban administratif lainnya sebagaimana diatur dalam perjanjian pinjaman. Pinjaman tersebut dicatat sebagai bank *loan payable*.

2. PT Sinar Mas Multifinance (SMF) menerima fasilitas kredit dari PT Bank Mega Tbk (Bank Mega) dengan uraian sebagai berikut.
   a. Pada tanggal 9 Maret 2017, SMF memperoleh fasilitas kredit modal kerja dalam bentuk *demand loan* dari Bank Mega, dengan jumlah fasilitas maksimum sebesar Rp125 miliar dan bersifat *revolving*. Fasilitas ini memiliki jangka waktu 12 bulan. Pada tahun 2018, fasilitas ini ditingkatkan menjadi Rp526 miliar dan pada tahun 2019, fasilitas ini ditingkatkan lagi menjadi Rp800 miliar. Pada tahun 2023, fasilitas ini diturunkan menjadi Rp200 miliar dan akan jatuh tempo tanggal 9 Maret 2024. Fasilitas ini sudah dilunasi oleh SMF dan fasilitas telah berakhir.
   b. Pada tanggal 29 Desember 2020, SMF memperoleh fasilitas Pinjaman Tetap II dengan jumlah maksimum fasilitas sebesar Rp250 miliar. Fasilitas ini akan jatuh tempo dalam 29 Maret 2024. Pada tanggal 25 Februari 2024, fasilitas ini sudah dilunasi oleh SMF dan fasilitas telah berakhir.
   c. Pada tanggal 9 Maret 2021, SMF memperoleh fasilitas Pinjaman Tetap III dengan jumlah maksimum fasilitas sebesar Rp400 miliar. Fasilitas ini akan jatuh tempo tanggal 9 Desember 2024. Pada tanggal 1 April 2024, fasilitas ini sudah dilunasi oleh SMF dan fasilitas telah berakhir.
   d. Pada tanggal 14 April 2022, SMF memperoleh fasilitas Pinjaman Tetap IV dengan jumlah maksimum fasilitas sebesar Rp600 miliar. Fasilitas ini sudah dilunasi oleh SMF dan fasilitas telah berakhir.
   e. Pada tanggal 8 Maret 2024, SMF memperoleh fasilitas Pinjaman Tetap V dengan jumlah maksimum fasilitas sebesar Rp200 miliar. Fasilitas ini akan jatuh tempo maksimal tanggal 8 Maret 2028.

Fasilitas dari Bank Mega dijamin dengan piutang pembiayaan multiguna serta jaminan perusahaan dari Perseroan.

b. The second facility was obtained based on Deed No. 30 dated 25 July 2025 and credit approval letter No. 17464/CLB I/VII/2025, in the form of a revolving term loan with a maximum amount of Rp700 billion, which had been fully utilized. This facility bears a fixed interest rate of 6.825%, a 0.85% upfront fee and 0.1% administration fee, both paid upfront.

Both facilities are clean loans and uncommitted in nature. Principal is payable on a bullet payment basis at maturity, while interest is payable monthly. These facilities will mature on 25 June 2035. Based on the loan agreements, the Company is required to maintain certain financial ratios and comply with other administrative obligations as stipulated in the loan agreements. The loans are recorded as bank loan payable.

2. PT Sinar Mas Multifinance (SMF) obtained loan facility from PT Bank Mega Tbk (Bank Mega), with details as follows.
   a. On 9 March 2017, SMF obtained a revolving demand loan facility for working capital from Bank Mega, with a maximum facility of Rp125 billion. The availability of the facility is for 12 months. In 2018, the facility is increased to Rp526 billion and in 2019, the facility is further increased to Rp800 billion. In 2023, the facility is decreased to Rp200 billion and will mature on 9 March 2024. This facility was fully paid by SMF and the facility has ended.
   b. On 29 December 2020, SMF obtained Fixed Loan II facility with a maximum facility of Rp250 billion. This facility will mature on 29 March 2024. On 25 February 2024, this facility was fully paid by SMF and the facility has ended.
   c. On 9 March 2021, SMF obtained Fixed Loan III facility with a maximum facility of Rp400 billion. This facility will mature on 9 December 2024. On 1 April 2024, this facility was fully paid by SMF and the facility has ended.
   d. On 14 April 2022, SMF obtained Fixed Loan IV facility with a maximum facility of Rp600 billion. This facility was fully paid by SMF and the facility has ended.
   e. On 8 March 2024, SMF obtained Fixed Loan V facility with a maximum facility of Rp200 billion. This facility will mature no later than 8 March 2028.

The facility from Bank Mega is secured with multipurpose financing receivables and corporate guarantee from the Company.

3. SMF menerima fasilitas kredit dari PT Bank Pan Indonesia Tbk (Panin) dengan uraian sebagai berikut.
   a. Fasilitas Pinjaman Tetap IV dengan jumlah maksimum fasilitas sebesar Rp400 miliar dan bersifat *non-revolving*. Fasilitas ini akan jatuh tempo pada tanggal 30 Juni 2024. Pada tanggal 5 April 2024, fasilitas ini sudah dilunasi oleh SMF dan fasilitas telah berakhir.
   b. Fasilitas Pinjaman Tetap V dengan jumlah maksimum fasilitas sebesar Rp400 miliar dan bersifat *non-revolving*. Batas waktu penarikan fasilitas ini adalah 3 bulan dengan jatuh tempo sampai dengan 27 September 2025. Fasilitas ini sudah dilunasi oleh SMF dan fasilitas telah berakhir.

   Fasilitas ini dijamin secara fidusia dengan piutang pembiayaan multiguna dan pembiayaan modal kerja skema anjak piutang, serta jaminan dari Perseroan.

4. Pada tanggal 7 April 2021, PT AB Sinar Mas Multifinance (ABSM) memperoleh fasilitas kredit modal kerja dalam bentuk *installment loan* dari PT Bank Central Asia Tbk (Bank BCA), dengan jumlah fasilitas maksimum sebesar Rp500 miliar. Fasilitas ini memiliki jangka waktu 60 bulan. Fasilitas ini dijamin dengan piutang sewa pembiayaan.
5. SMF menerima fasilitas kredit dari PT Bank Sahabat Sampoerna (Bank Sampoerna) dengan uraian sebagai berikut.
   a. Pada tanggal 18 Juni 2020, SMF memperoleh fasilitas kredit modal kerja dari Bank Sampoerna, dengan jumlah fasilitas maksimum sebesar Rp100 miliar dan bersifat *non-revolving*. Fasilitas ini memiliki jangka waktu pencairan 12 bulan dan akan jatuh tempo pada tanggal 18 Juni 2026.
   b. Pada tanggal 18 Juni 2020, SMF memperoleh fasilitas Kredit Pinjaman Rekening Koran dari Bank Sampoerna, dengan jumlah fasilitas sebesar Rp150 miliar. Fasilitas ini telah diperpanjang dan akan jatuh tempo tanggal 18 Juni 2026.
   c. Pada tanggal 25 Agustus 2022, SMF memperoleh fasilitas kredit modal kerja, dengan jumlah fasilitas maksimum sebesar Rp150 miliar dan bersifat *revolving*. Pada Juni 2023, Fasilitas ini telah ditingkatkan menjadi Rp300 miliar Fasilitas ini memiliki jangka waktu 12 bulan dengan jatuh tempo terakhir sampai dengan 29 Agustus 2024. Fasilitas ini tidak diperpanjang.

   Fasilitas dari Bank Sampoerna dijamin dengan piutang pembiayaan multiguna dan piutang sewa pembiayaan, serta jaminan perusahaan dari Perseroan.
6. SMF menerima fasilitas kredit dari PT Bank Danamon Indonesia Tbk (Bank Danamon) dengan uraian sebagai berikut.
   a. Pada tanggal 15 Juni 2017, SMF memperoleh fasilitas kredit modal kerja, dengan jumlah fasilitas maksimum sebesar Rp100 miliar dan bersifat *revolving*. Fasilitas ini

3. SMF obtained loan facility from PT Bank Pan Indonesia Tbk (Panin) , with details as follows.
   a. Fixed Loan Facility IV with a maximum facility of Rp400 billion and is non-revolving. This facility will mature on 30 June 2024. On 5 April 2024, the facility was fully repaid by SMF and the facility has been terminated.

   b. Fixed Loan Facility V with a maximum facility of Rp400 billion and is non-revolving. The deadline for withdrawing this facility is 3 months with a maturity date on 27 September 2025. The facility was fully repaid by SMF and the facility has been terminated.

   The facility is fiduciary secured by multipurpose financing receivables and working capital financing with factoring scheme receivables, and corporate guarantee from the Company.
4. On 7 April 2021, PT AB Sinar Mas Multifinance (ABSM) obtained a working capital credit facility in the form of an installment loan from PT Bank Central Asia Tbk (Bank BCA), with a maximum facility amounting to Rp500 billion. This facility has a term of 60 months. This facility is secured by finance lease receivables.
5. SMF obtained credit facility from PT Bank Sahabat Sampoerna (Bank Sampoerna), with details as follows.

   a. On 18 June 2020, SMF obtained a non-revolving working loan facility from Bank Sampoerna, with a maximum facility of Rp100 billion. The facility has an availability period of 12 months and will mature on 18 June 2026.

   b. On 18 June 2020, SMF obtained an Overdraft Working Loan Facility from Bank Sampoerna, with a maximum facility of Rp150 billion. This facility has been extended and will mature on 18 June 2026.

   c. On 25 August 2022, SMF obtained a revolving working capital facility, with a maximum facility of Rp150 billion. On June 2023, the facility has been upgraded to Rp300 billion. The availability of the facility is for 12 months with latest maturity date of 29 August 2024. The facility was not extended.

   The facility from Bank Sampoerna is secured by multipurpose financing receivables and finance lease receivables, as well as corporate guarantee from the Company.
6. SMF obtained loan facility from PT Bank Danamon Indonesia Tbk (Bank Danamon), with details as follows.

   a. On 15 June 2017, SMF obtained a revolving loan facility for working capital, with a maximum facility of Rp100 billion. The availability of the facility is for 12 months and

memiliki jangka waktu 12 bulan dan telah diperpanjang beberapa kali dengan jatuh tempo terakhir sampai dengan 15 Juni 2026.

b. Pada tanggal 11 November 2021, SMF memperoleh fasilitas Kredit Angsuran Berjangka (KAB) untuk kredit modal kerja (khusus pembiayaan konsumen) dengan jumlah maksimum fasilitas sebesar Rp300 miliar. Fasilitas ini memiliki jangka waktu penarikan maksimal 12 bulan sejak penandatanganan perjanjian kredit. Fasilitas ini memiliki jatuh tempo hingga 11 November 2025. Fasilitas ini tidak diperpanjang.

Fasilitas dari Bank Danamon dijamin dengan piutang pembiayaan multiguna, aset tetap, dan jaminan perusahaan dari Perseroan.

7. Pada tanggal 24 Juni 2022, SMF menerima fasilitas kredit dari PT Bank Neo Commerce Tbk (Bank Neo) dengan uraian sebagai berikut.
   a. Pinjaman Reguler dengan jumlah fasilitas maksimum sebesar Rp200 miliar dan bersifat *executing revolving*. Fasilitas ini digunakan untuk pembiayaan modal kerja anjak piutang. Fasilitas ini mempunyai jangka waktu pencairan maksimal 12 bulan dan akan jatuh tempo tanggal 24 Juni 2024. Fasilitas ini tidak lagi diperpanjang.
   b. Pinjaman Angsuran dengan jumlah fasilitas maksimum sebesar Rp50 miliar dan bersifat *executing non-revolving*. Fasilitas ini digunakan untuk pembiayaan modal kerja konsumen dan sewa guna usaha. Fasilitas ini mempunyai jangka waktu pencairan maksimal 36 bulan serta batas waktu penarikan 3 bulan dan akan jatuh tempo tanggal 24 September 2025. Fasilitas ini tidak diperpanjang.

   Fasilitas kredit dari Bank Neo dijamin dengan piutang pembiayaan modal kerja serta jaminan perusahaan dari Perseroan.
8. SMF memperoleh fasilitas kredit modal kerja dari PT Bank Negara Indonesia (Persero) Tbk (BNI) dengan jumlah maksimum sebesar Rp350 miliar dan bersifat *revolving*. Batas waktu penarikan fasilitas ini adalah 12 bulan. Fasilitas ini telah dilunasi pada 5 Juli 2024. Fasilitas sudah tidak diperpanjang.
9. Pada tanggal 21 Juni 2022, SMF memperoleh Fasilitas Tetap *On Demand* (PTX-OD) dari PT Bank Mayapada International Tbk (Bank Mayapada), dengan jumlah fasilitas maksimum sebesar Rp50 miliar. Fasilitas ini digunakan untuk tambahan modal usaha pembiayaan. Fasilitas ini mempunyai jangka waktu pencairan maksimal 12 bulan dan akan jatuh tempo tanggal 21 Juni 2025. Fasilitas ini dijamin dengan piutang pembiayaan multiguna.
10. Pada tanggal 5 Januari 2023, SMF memperoleh fasilitas Kredit Eksekuting Multifinance (KEM) dari PT Bank Jtrust Indonesia Tbk (Bank Jtrust) dengan jumlah fasilitas maksimum sebesar Rp100 miliar dan bersifat *non-revolving*, *uncommitted*, dan *advised*. Fasilitas ini mempunyai jangka

has been extended several times with latest maturity date of 15 June 2026.

b. On 11 November 2021, SMF obtained Term Installment Credit (KAB) facility for working capital (specifically for consumer finance) with a maximum facility of Rp300 billion. This facility has a maximum withdrawal period of 12 months from the signing of the credit agreement. The facility will mature on 11 November 2025. The facility was not extended.

The facilities from Bank Danamon were secured by multipurpose financing receivables, property and equipment, and corporate guarantee from the Company.

7. On 24 June 2022, SMF obtained a credit facility from PT Bank Neo Commerce Tbk (Bank Neo), with details as follows.
   a. Regular Loans with a maximum facility amount of Rp200 billion and are executing revolving in nature. This facility is used for receivables factoring financing. The facility has a maximum availability period of 12 months and will mature on 24 June 2024. The facility is no longer extended.
   b. Installment Loans with a maximum facility of Rp50 billion and are executing non-revolving in nature. This facility is used for consumer working capital financing and finance lease. The facility has a maximum availability period of 36 months and availability drawdown of 3 months and will mature on 24 September 2025. The facility is no longer extended.

   The loan facilities from Bank Neo are secured by working capital financing receivables as well as corporate guarantees from the Company.
8. SMF obtained a revolving loan facility for working capital from PT Bank Negara Indonesia (Persero) Tbk (BNI) with a maximum facility amount of Rp350 billion. The availability of the facility is 12 months. The facility has been settled on 5 July 2024. The facility was not extended.
9. On 21 June 2022, SMF obtained a Fixed On Demand Facility (PTX-OD) from PT Bank Mayapada International Tbk (Bank Mayapada), with a maximum facility amount of Rp50 billion. The facility is used as an additional working capital financing. The availability drawdown of the facility is for 12 months and will mature on 21 June 2025. The facility is secured by multipurpose financing receivables.
10. On 5 January 2023, SMF obtained an Executing Multifinance Credit (KEM) facility from PT Bank Jtrust Indonesia Tbk (Bank Jtrust) with a maximum facility amount of Rp100 billion. The facility is non-revolving, uncommitted, and advised. The facility has a maximum disbursement period of

waktu pencairan maksimal 36 bulan serta batas waktu penarikan 6 bulan dan akan jatuh tempo pada tanggal 5 Juli 2028. Fasilitas ini dijamin secara fidusia dengan piutang pembiayaan multiguna dan pembiayaan modal kerja skema anjak piutang, deposito berjangka sebesar 10% yang diikat secara gadai (*unnotaril*) serta jaminan dari Perseroan.

11. Pada tanggal 25 Juli 2024, SMF memperoleh fasilitas kredit dari PT Bank Victoria International Tbk (Bank Victoria), dengan rincian sebagai berikut.
    a. SMF memperoleh fasilitas Modal Kerja *Executing Revolving* dari PT Bank Victoria Syariah dengan jumlah fasilitas maksimum sebesar Rp50 miliar. Fasilitas ini mempunyai jangka waktu 12 bulan dengan tenor pembiayaan maksimum 6 bulan sesuai dengan umur piutang usaha.
    b. SMF memperoleh fasilitas Modal Kerja *Executing Non-Revolving* dari PT Bank Victoria Syariah dengan jumlah fasilitas maksimum sebesar Rp10 miliar. Fasilitas ini mempunyai jangka waktu 12 bulan dengan tenor pembiayaan maksimum 3 tahun terhitung sejak masing-masing tanggal pencairan fasilitas.

    Fasilitas ini dijamin dengan piutang pembiayaan modal kerja skema anjak piutang.
12. Pada tanggal 22 Agustus 2019, ABSM memperoleh fasilitas kredit modal kerja dalam bentuk *demand loan* dari Bank Victoria, dengan jumlah fasilitas maksimum sebesar Rp100 miliar dan bersifat *revolving*. Fasilitas ini memiliki jangka waktu 12 bulan, dan telah diperpanjang dengan jatuh tempo terakhir tanggal 29 Agustus 2025. Fasilitas ini dijamin dengan deposito berjangka Bank Victoria sebesar Rp100 miliar atas Perseroan.
13. Pada tanggal 16 Februari 2024, SMF memperoleh fasilitas *Stand by Fixed Lan* Angsuran (SBFLA) dari PT Bank Amar Indonesia Tbk (Bank Amar) dengan jumlah fasilitas maksimum sebesar Rp25 miliar. Fasilitas ini mempunyai jangka waktu 6 tahun. Fasilitas ini dijamin dengan tanah dan bangunan serta CG dari SMF.
14. ABSM memperoleh fasilitas kredit dari PT Bank Ganesha Tbk (Bank Ganesha) sebagai berikut.
    a. Fasilitas *Fixed Loan* 1 (FL-1) sebesar Rp40 miliar pada tanggal 17 Mei 2019. Pada 24 November 2025, nilai maksimum dari fasilitas ini ditingkatkan menjadi Rp140 miliar dan fasilitas ini disebut menjadi *Short Term Loan* 1 (STL-1). Fasilitas ini dijamin dengan piutang pembiayaan modal kerja skema anjak piutang dan aset tetap untuk disewakan berupa kendaraan.
    b. Fasilitas *Fixed Loan* 2 (FL-2) sebesar Rp40 miliar pada tanggal 27 Juli 2020. Pada 24 November 2025, fasilitas ini disebut menjadi *Short Term Loan* 2 (STL-2).

    Fasilitas FL-1 dan FL-2 mempunyai jangka waktu 12 bulan dan telah diperpanjang beberapa kali dengan jatuh tempo terakhir 16 Juni 2025.
15. Pada tanggal 24 Januari 2024, SMF memperoleh Fasilitas Pinjaman Akseptasi *Money Market* (PA MM) dari PT Bank

36 months and withdrawal deadline of 6 months and will mature on 5 July 2028. The facilities is fiduciary secured by multipurpose financing receivables and working capital financing with factoring scheme receivables, a 10% time deposits pledged under a non-notarized pawn agreement, as well as a corporate guarantee from the Company.

11. On 25 July 2024, SMF obtained a credit facility from PT Bank Victoria International Tbk (Bank Victoria), with details as follows.
    a. SMF obtained an Executing Revolving Working Capital facility from PT Bank Victoria Syariah with a maximum facility amount of Rp50 billion. The facility has a term of 12 months with a maximum financing tenor of 6 months according to the age of the accounts receivable.

    b. SMF obtained an Executing Non-Revolving Working Capital facility from PT Bank Victoria Syariah with a maximum facility amount of Rp10 billion. The facility has a term of 12 months with a maximum financing tenor of 3 years starting from each facility disbursement date.

    These facilities are secured by a working capital financing receivables factoring scheme.
12. On 22 August 2019, ABSM obtained a revolving demand loan facility for working capital from Bank Victoria, with a maximum facility amount of Rp100 billion. The availability of the facility is for 12 months, and has been extended with maturity date on 29 Augusts 2025. The facility is secured by time deposit of Bank Victoria amounting to Rp100 billion from the Company.
13. On 16 February 2024, SMF obtained a Stand by Fixed Lan Installment (SBFLA) facility from PT Bank Amar Indonesia Tbk (Bank Amar) with a maximum facility amount of Rp25 billion. This facility has a term of 6 years. The facility is secured by land buildings as well as CG from SMF.
14. ABSM obtained credit facilities from PT Bank Ganesha Tbk (Bank Ganesha) as follows.
    a. Fixed Loan 1 (FL-1) facility of Rp40 billion on 17 May 2019. On 24 November 2025, the maximum amount of the facility was increased to Rp140 billion and the facility is now called Short Term Loan 1 (STL-1). The facility is secured by receivables from working capital financing from the factoring scheme and assets for rent in the form of vehicles.
    b. Fixed Loan 2 (FL-2) facility of Rp40 billion on 27 July 2020. On 24 November 2025, the facility is now called Short Term Loan 2 (STL-2).

    The FL-1 and FL-2 facilities have a terms of 12 months and have been extended several times with the latest maturity date on 16 June 2025.
15. On 24 January 2024, SMF obtained a Money Market Acceptance Loan Facility (PA MM) from PT Bank Capital

Capital Indonesia Tbk (Bank Capital), dengan jumlah fasilitas maksimum sebesar Rp200 miliar dan bersifat *revolving*. Fasilitas ini memiliki jangka waktu 12 bulan sejak akad kredit ditandatangani, yaitu sampai dengan 24 Januari 2025. Fasilitas ini dijamin dengan piutang usaha. Fasilitas ini sudah tidak diperpanjang.

Indonesia Tbk (Bank Capital), with a maximum facility amount of Rp200 billion and is revolving. The facility has a term of 12 months since the credit agreement was signed, namely until 24 January 2025. The facility is secured by trade receivables. The facility was not extended.

Informasi dan Fakta Material mengenai Investasi, Ekspansi, Divestasi, Akuisisi, dan Restrukturisasi Utang/Modal

Investasi

Sepanjang tahun 2024, Perseroan telah melakukan investasi sebagai berikut.

1. Melakukan investasi pada Global Asian Investments Limited sebesar RMB9.000.000 atau equivalen dengan USD1.250.000.
2. Melakukan tambahan setoran modal/investasi pada PT Asuransi Sinar Mas Syariah sebanyak 0,001%.
3. Melakukan tambahan setoran modal pada PT Rizki Lancar Sentosa melalui konversi utang sebesar Rp340.000.000.000,- dan menambah setoran tunai sebesar Rp25.055.000.000,- sebagai tambahan modal disetor.
4. Melakukan penyertaan modal/investasi pada PT Lembaga Sertifikasi Profesi Asuransi Kompetensi Indonesia (LSP AKASI) sebesar Rp8.000.000,-.
5. Melakukan tambahan setoran modal pada PT Jakarta Teknologi Utama Rp562.096.000.000,-.
6. Melakukan konversi pinjaman subordinasi dan menambah setoran modal pada PT Sinartama Gunita masing-masing sebesar Rp340.000.000.000,- dan Rp25.055.000.000,-.
7. Melakukan konversi pinjaman subordinasi pada PT Arthamas Solusindo sebesar Rp880.000.000.000,-.
8. Melakukan konversi pinjaman subordinasi pada PT Shinta Utama sebesar Rp1.320.000.000.000,-.
9. Melakukan tambahan setoran modal pada PT Pasar Gadai Digital sebesar Rp2.000.000.000,-.
10. Mendirikan PT Sinar Mas Asuransi Syariah bersama dengan PT Asuransi Sinar Mas pada 22 April 2025.

Akuisisi

Pada tahun 2025, Perseroan tidak melakukan akuisisi.

Divestasi

Pada tahun 2025, menjual saham PT Sinarmas Futures dan PT Kebayoran Parama Propertindo.

Kewajaran Transaksi

Seluruh transaksi investasi dilakukan secara wajar sesuai dengan peraturan dan ketentuan yang berlaku.

Pemenuhan Ketentuan Terkait

Informasi mengenai investasi di sepanjang tahun 2025 telah diumumkan sebagai keterbukaan informasi melalui Bursa Efek Indonesia.

Material Information and Facts related to Investment, Expansion, Divestment, Acquisition, and Debt/Capital Restructuring

Investment

Throughout 2024, the Company have made the following investments.

1. Invested in Global Asian Investments Limited amounting to RMB9,000,000 or equal to USD1,250,000.
2. Additional capital/investment injection into PT Asuransi Sinar Mas Syariah of 0.001%.
3. Increased its capital contribution to PT Rizki Lancar Sentosa through a debt conversion amounting to Rp340,000,000,000 and additional cash contribution of Rp25,055,000,000,- as additional paid-in capital.
4. Capital investment into PT Lembaga Sertifikasi Profesi Asuransi Kompetensi Indonesia (LSP AKASI) amounting to Rp8,000,000.
5. Increased its capital contribution to PT Jakarta Teknologi Utama Rp562,096,000,000.
6. Converted a subordinated loan and made an additional capital contribution to PT Sinartama Gunita amounting to Rp340,000,000,000 and Rp25,055,000,000, respectively.
7. Converted a subordinated loan to PT Arthamas Solusindo amounting to Rp880,000,000,000.
8. Converted a subordinated loan to PT Shinta Utama amounting to Rp1,320,000,000,000.
9. Increased its capital contribution to PT Pasar Gadai Digital amounting to Rp2,000,000,000,-.
10. Established PT Sinar Mas Asuransi Syariah with PT Asuransi Sinar Mas on 22 April 2025.

Acquisition

In 2025, the Company did not make any acquisition.

Divestment

In 2025, sold shares of PT Sinarmas Futures and PT Kebayoran Parama Propertindo.

Fairness of Transaction

All transactions with investments were carried out fairly in accordance with the applicable rules and regulations.

Compliance with Related Provisions

Information regarding the investment throughout 2025 has been announced as information disclosure through the Indonesia Stock Exchange.

Transaksi Material yang Mengandung Benturan Kepentingan atau Transaksi dengan Pihak Berelasi

Informasi terkait transaksi dengan pihak Berelasi yang tergabung dalam Grup Sinar Mas telah diungkapkan dalam Laporan Keuangan Konsolidasian Perseroan pada Catatan No. 44.

Sifat Berelasi

Pihak-pihak berelasi Perseroan terdiri dari:

1. Pemegang Saham (termasuk Pemegang Saham akhir);
2. Perusahaan-perusahaan yang dimiliki secara langsung atau tidak langsung oleh Pemegang Saham Perseroan; dan
3. Perusahaan-perusahaan yang dikendalikan oleh anggota keluarga dekat Pemegang Saham dan Manajemen Kunci Perseroan.

Transaksi dengan Pihak Berelasi

Berikut uraian terkait transaksi dengan pihak berelasi.

1. Saldo dalam Laporan Posisi Keuangan Konsolidasian yang merupakan transaksi dengan pihak-pihak berelasi yang material pada tanggal pelaporan diuraikan sebagai berikut.

Material Transactions Having Conflicts of Interest or Transactions with Affiliates

Information related to transactions with affiliates who are members of Sinar Mas Group have been disclosed in the Company's Consolidated Financial Statements in Note No. 44.

Affiliates Nature

The Company's affiliates consist of:

1. Shareholders (including the ultimate Shareholders);
2. Companies directly or indirectly owned by the Company's Shareholders; and
3. Companies controlled by close family members of the Company's Shareholders and Key Management.

Transactions with Affiliates

Transactions with affiliates are described as follows.

1. The balances in the Consolidated Statement of Financial Position that are material transactions with affiliates at the reporting date are as follows.

(dalam jutaan Rupiah, kecuali dinyatakan lain / in million Rupiah, unless stated otherwise)

Uraian	2025		2024		Description
	Total	Persentase terhadap Total Aset/ Liabilities Percentage of Total Assets/ Liabilities	Total	Persentase terhadap Total Aset/ Liabilities Percentage of Total Assets/ Liabilities	
Aset / Assets					
Investasi Jangka Pendek	**4,244,414**	**3.53**	5,181,316	4.35	Short-Term Investments
Piutang Pembiayaan Multiguna	**522**	**0.00**	615	0.00	Multipurpose Financing Receivables
Piutang Sewa Pembiayaan	**8,357**	**0.01**	33,408	0.03	Financing Lease Receivables
Piutang Pembiayaan Modal Kerja Skema Anjak Piutang	**-**	**-**	18,954	0.02	Working Capital Financing with Factoring Scheme Receivables
Piutang Premi dan Reasuransi	**-**	**-**	971	0.00	Premium and Reinsurance Receivables
Kredit yang Diberikan	**110,156**	**0.09**	104,202	0.09	Loans
Piutang Lain-Lain	**76,730**	**0.06**	544,053	0.46	Other Receivables
Aset Lain-Lain	**397,838**	**0.33**	717,019	0.60	Other Assets
Total Aset	**4,838,017**	**4.02**	**6,600,538**	**5.54**	**Total Assets**
Liabilitas / Liabilities					
Simpanan dan Simpanan dari Bank Lain	**5,944,544**	**6.29**	8,422,492	8.83	Deposits and Deposits from Other Banks
Utang Asuransi	**-**	**-**	433,887	0.45	Insurance Payables
Liabilitas Lain-Lain	**2,667,201**	**2.82**	1,500	0.00	Other Liabilities
Total Liabilitas	**8,611,745**	**9.11**	**8,857,879**	**9.29**	**Total Liabilities**

2. Pada tanggal 31 Desember 2025 dan 2024, Grup menginvestasikan dananya masing-masing sebesar Rp172,11 miliar dan Rp137,33 miliar dalam unit penyertaan reksa dana yang dikelola oleh SMS, Entitas Anak, sebagai manajer investasi.
3. Grup telah mengasuransikan properti investasi dan aset tetap pada ASM.
4. Beban gaji dan tunjangan yang telah dibayar oleh Grup kepada seluruh Dewan Komisaris dan Direksi untuk tahun 2025 dan 2024 masing-masing sebesar Rp696,95 miliar dan Rp486,66 miliar.
5. Pada tanggal 31 Desember 2025 dan 2024, saldo transaksi komitmen dan kontinjensi (L/C dan bank garansi) dengan pihak berelasi masing-masing sebesar Rp114,78 miliar dan Rp116,36 miliar.
6. Transaksi dengan pihak-pihak berelasi dilakukan dengan kebijakan harga dan syarat normal, sebagaimana dilakukan dengan pihak yang tidak berelasi, kecuali piutang pembiayaan multiguna kepada karyawan.

2. On 31 December 2025 and 2024, the Group invested its funds amounting to Rp172.11 billion and Rp137.33 billion, respectively, in units of mutual funds which were managed by SMS, a Subsidiary, as an investment manager.
3. The Group has insured investment properties and property and equipment with ASM.
4. The aggregate salaries and benefits paid by the Group to all Board of Commissioners and Board of Directors in 2025 and 2024 amounted to Rp696.95 billion and Rp486.66 billion, respectively.
5. On 31 December 2025 and 2024, the total balance of commitments and contingencies transactions (L/C and bank guarantees) with related parties amounted to Rp114.78 billion and Rp116.36 billion.
6. Transactions with related parties are conducted with normal policies and terms, as conducted with nonrelated parties, except for multipurpose financing receivables to employees.

Komitmen dan Kontinjensi

Entitas Anak Perseroan memiliki komitmen dan kontinjensi sebagai berikut.

1. Bank Sinarmas selaku Entitas Anak, memiliki komitmen pembelian dan penjualan tunai mata uang asing yang belum diselesaikan dengan rincian sebagai berikut.

Commitments and Contingency

The Company's Subsidiaries have the following commitments and contingencies.

1. Bank Sinarmas as a Subsidiary, has unresolved commitments to buy and sell foreign currency cash with details as follows.

(dalam jutaan Rupiah, kecuali dinyatakan lain / in million Rupiah, unless stated otherwise)

Uraian	2025	2024	Description
Pembelian Tunai Mata Uang Asing (*Spot, Forward*, dan *Swap*)			**Purchase Foreign Currencies (Spot,Forward, and Swap)**
Dolar Amerika Serikat	**329,656**	177,045	United States Dollar
Yen Jepang	**15,038**	-	Japanese Yen
Yuan Cina	**15,007**	-	China Yuan
Euro	**37,675**	-	Euro
Dolar Australia	**3,346**	-	Australian Dollar
Total	**400,722**	**177,045**	**Total**
Penjualan Tunai Mata Uang Asing (*Spot, Forward*, dan *Swap*)			**Sell Foreign Currencies (Spot, Forward, and Swap)**
Dolar Amerika Serikat	**853,543**	523,892	United States Dollar
Yen Jepang	**55,748**	-	Japanese Yen
Euro	**35,228**	-	Euro
Total	**944,519**	**523,892**	**Total**

Pada tanggal 31 Desember 2025, transaksi *spot* dan *swap* di atas akan selesai masing-masing dalam 1 hari sampai 2 hari dan 1 hari sampai 38 hari.

As of 31 December 2025, the above spot and swap transactions will be settled in 1 day to 2 days and 1 day to 38 days, respectively.

Pada tanggal 31 Desember 2024, transaksi *spot*, *forward*, dan *swap* di atas akan selesai masing-masing dalam 1 hari sampai 2 hari, 1 hari sampai 40 hari, dan 1 hari sampai 56 hari.

As of 31 December 2024, the above spot, forward, and swap transactions will be settled in 1 day to 2 days, 1 days to 40 days, and 1 day to 56 days, respectively.

2. Bank Sinarmas memiliki tagihan dan liabilitas komitmen dan kontinjensi dalam rangka ekspor-impor, pemberian garansi dan pemberian kredit kepada nasabah dengan rincian sebagai berikut.

2. Bank Sinarmas has commitments and contingency receivables and liabilities related to export-import, providing guarantees, and providing credit to customers with the following details.

(dalam jutaan Rupiah, kecuali dinyatakan lain / in million Rupiah, unless stated otherwise)

Uraian	2025	2024	Description
Komitmen / Commitment			
Liabilitas Komitmen / Commitment Liabilities			
Fasilitas Kredit kepada Nasabah yang Belum Digunakan	**1,189,106**	512,494	Unused Loan Commitments Granted to Customers
Irrevocable Letter of Credit	**57,709**	29,011	Irrevocable Letter of Credit
Total	**1,246,815**	**541,505**	**Total**
Kontijensi / Contingency			
Tagihan Kontijensi / Contingent Receivables			
Pendapatan Bunga dalam Penyelesaian	**15,828**	32,107	Past Due Interest Revenues
Liabilitas Kontijensi / Contingent Liabilities			
Bank Garansi	**378,638**	789,456	Bank Guarantee Issued
Total - Bersih	**(362,810)**	**(757,349)**	**Total - Net**

Pada tanggal 31 Desember 2025 dan 2024, saldo transaksi komitmen dan kontinjensi berupa *letters of credit* dan bank garansi dengan pihak berelasi masing-masing sebesar Rp50,29 miliar dan Rp114,78 miliar.

As of 31 December 2025 and 2024, the balance of commitment and contingent transactions consisting of letters of credit and bank guarantees with related parties amounted to Rp50.29 billion and Rp114.78 billion, respectively.

Pada tanggal 31 Desember 2025 dan 2024, jangka waktu untuk *letter of credit* masing-masing berkisar antara 1-3 bulan, dan 1-7 bulan, sedangkan untuk bank garansi masing-masing berkisar antara 2-60 bulan dan 1-60 bulan.

As of 31 December 2025 and 2024, the average terms of letters of credit are from 1 month until 3 months and 1 month until 7 months, respectively, while for bank guarantees are from 2 month until 60 months and 1 month until 60 months, respectively.

Saldo *letter of credit* yang dijamin dengan jaminan tunai pada tanggal 31 Desember 2025 dan 2024 masing-masing adalah sebesar Rp6,45 miliar dan Rp69 juta.

Balance of letters of credit outstanding secured by cash collateral as of 31 December 2025 and 2024 amounted to Rp6.45 billion and Rp69 million, respectively.

Saldo bank garansi yang dijamin dengan jaminan tunai pada tanggal 31 Desember 2025 dan 2024 masing-masing adalah sebesar Rp252,59 miliar dan Rp523,45 miliar.

Balance of bank guarantees secured by cash collateral as of 31 December 2025 and 2024 amounted to Rp252.59 billion and Rp523.45 billion, respectively.

Instrumen Keuangan Derivatif dan Aktivitas Lindung Nilai

Transaksi derivatif yang dilakukan Perseroan mencakup kontrak tunai dan berjangka mata uang asing. Instrumen tersebut dinilai menggunakan metode nilai wajar berdasarkan harga pasar, dan dicatat dalam Laporan Posisi Keuangan. Jika nilai wajarnya positif, derivatif diakui sebagai aset, sebaliknya, jika negatif, dicatat sebagai liabilitas. Keuntungan atau kerugian dari perubahan nilai wajar diakui secara langsung dalam laba rugi.

Derivative Financial Instruments and Hedging Activities

The Company carried out derivative transactions consisting of cash and futures contracts in foreign currency. These instruments are valued using the fair value method using market prices and recorded in the Statement of Financial Position. If the fair value is positive, the derivative is recognized as an asset, and contrary, if it has a negative fair value, it is recorded as a liability. Gains or losses from changes in fair value are directly recognized in profit/loss.

Aspek Pemasaran

Strategi Pemasaran

Selama periode berjalan, Perseroan dan Entitas Anak telah menjalankan strategi pemasaran berikut.

1. Restrukturisasi portofolio bisnis, termasuk sumber bisnis.
2. Mengembangkan dan memaksimalkan bisnis dari Grup.
3. Mengembangkan bisnis kerja sama dengan bank daerah.
4. Mengembangkan bisnis *agency*.
5. Mengembangkan produk digital Entitas Anak.

Pangsa Pasar

Di tengah meningkatnya persaingan di sektor lembaga keuangan dan non-bank, serta dinamika perekonomian global maupun nasional, Perseroan tetap optimis dapat mempertahankan keberlanjutan usahanya, khususnya di pasar domestik. Keyakinan ini didukung oleh kinerja Entitas Anak yang konsisten menunjukkan stabilitas dan kemampuan beradaptasi sepanjang periode berjalan.

Marketing Aspect

Marketing Strategy

Throughout the period, the Company and its Subsidiaries have carried out the following marketing strategy.

1. Business portfolio restructuring, including business sources.
2. Developing and maximizing business from the Group.
3. Developing business cooperation with regional banks.
4. Developing agency business.
5. Developing the Subsidiaries' digital products.

Market Share

Amidst the increasing competition in the financial institution and non-bank sectors, as well as the dynamics of global and national economics, the Company remains optimistic of maintaining the sustainability of its business, particularly in the domestic market. This belief is supported by the performance of the Subsidiaries, which consistently showing stability and adaptability throughout the period.

Perbandingan Target dan Realisasi 2025 serta Target 2026 [POJK.51-F.2]

Berikut informasi terkait perbandingan target dan realisasi 2025, serta target untuk periode 2026.

Target Comparison and Realization of 2025 and Target of 2026 [POJK.51-F.2]

Information on the 2025 target comparison and realization and 2026 target is outlined as follows.

(dalam jutaan Rupiah, kecuali dinyatakan lain / in million Rupiah, unless stated otherwise)

Uraian	2025			2026	Description
	Realisasi Realization	Target	Pencapaian Achievement (%)	Target	
Aset	**120,391,247**	**131,213,402**	**91.75**	124,693,233	Assets
Liabilitas	**94,480,144**	**100,925,194**	**93.61**	96,221,114	Liabilities
Ekuitas	**25,911,103**	**30,288,208**	**85.55**	28,472,120	Equity
Pendapatan	**36,601,656**	**36,891,934**	**99.21**	38,505,777	Income
Beban	**34,146,152**	**34,257,408**	**99.68**	35,805,642	Expenses
Laba Tahun Berjalan	**2,103,984**	**2,384,078**	**88.25**	2,322,656	Profit for the Year

Prospek Usaha 2026

Untuk tahun 2026, prospek global pada dasarnya masih menunjukkan pertumbuhan, tetapi level ketidakpastiannya meningkat. Pertumbuhan global 2026 diproyeksikan sebesar 3,3% dengan inflasi global sebesar 3,8%. Proyeksi tersebut ditopang investasi teknologi, dukungan fiskal-moneter, dan kondisi keuangan yang cukup akomodatif. Namun, risiko penurunan prospek akibat konflik di Timur Tengah, lonjakan harga energi, dan gangguan pasokan global membayangi. Karena itu, meskipun pertumbuhan global masih akan ada, tetapi terdapat *downside risk* yang lebih besar daripada yang terlihat pada *baseline* awal tahun.

Bagi Indonesia, prospek 2026 masih relatif positif. BI memprakirakan pertumbuhan ekonomi akan berada pada kisaran 4,9%–5,7%. Permintaan domestik, investasi, stimulus fiskal-moneter, dan transformasi digital akan menjadi penopang utama. Namun, terdapat pula risiko utama yang berasal dari pelemahan Rupiah, harga energi global, ketidakpastian perdagangan, serta efektivitas transmisi suku bunga ke kredit.

Khusus untuk sektor jasa keuangan, *outlook* 2026 masih konstruktif. OJK memproyeksikan kredit perbankan tumbuh 10%-12% dengan pertumbuhan DPK 7%-9%; aset asuransi naik 5%-7%; piutang pembiayaan perusahaan pembiayaan tumbuh 6%-8%; dan penghimpunan dana di pasar modal ditargetkan Rp250 triliun. OJK juga menegaskan prioritas 2026 pada penguatan ketahanan sektor jasa keuangan, pengembangan ekosistem yang kontributif, pendalaman pasar, dan pengembangan keuangan berkelanjutan. Ini berarti prospek segmen perbankan, asuransi, *multifinance*, sekuritas, manajer investasi, dan layanan keuangan digital masih terbuka lebar, terutama bila Perseroan mampu menjaga kualitas aset, memperkuat sinergi lintas entitas, memperluas inovasi digital, dan menangkap pertumbuhan pembiayaan prioritas serta pasar modal domestik.

Untuk segmen pembangunan, perdagangan, dan jasa, prospeknya akan sangat ditentukan oleh keberlanjutan investasi domestik, proyek infrastruktur, konsumsi rumah tangga, dan aktivitas perdagangan nasional. Dukungan kebijakan dari pemerintah dan BI yang tetap pro-pertumbuhan, termasuk dorongan ke sektor konstruksi, *real estate*, jasa, Usaha Mikro, Kecil, dan Menengah (UMKM), dan ekonomi berkelanjutan, memberi ruang pemulihan dan ekspansi bagi lini usaha non-keuangan. Namun, sektor ini tetap perlu dikelola secara selektif karena paling cepat terpengaruh oleh volatilitas kurs, biaya energi, dan perlambatan permintaan.

Business Prospect of 2026

In general, the global prospect continues to show growth in 2026, despite the increasing level of uncertainty. The 2026 global growth is projected at 3.3%, with 3.8% global inflation. These projections are supported by investment in technology, fiscal-monetary support, and relatively accommodative financial conditions. However, the downside risks due to conflicts in the Middle East, surging energy prices, and disruptions to global supply chains is still looming. Therefore, although global growth remains, there are greater downside risks than those seen in the baseline at the beginning of the year.

Indonesia still projects relatively positive 2026 prospect. BI projects economic growth to be within the 4.9%-5.7% range. Domestic demand, investment, fiscal-monetary stimulus, and digital transformation will be the main drivers. Nevertheless, key risks remain, from the weakening of Rupiah, global energy prices, trade uncertainties, as well as the effectiveness of interest rate transmission to credit.

Specific to financial services sector, the 2026 outlook remains constructive. The Financial Services Authority (OJK) projects banking credit growth of 10%-12% with TPF growth of 7%-9%; insurance assets growth of 5%-7%; financing receivables of financing companies' growth of 6%-8%; and capital market fund raising targeted at Rp250 trillion. OJK also affirmed the 2026 priorities on strengthening resilience of financial services sector, development of contributing ecosystem, market deepening, and development of sustainable finance. Meaning, prospects for the banking, insurance, multi-finance, securities, investment manager, and digital financial services segments remain widely open, moreover if the Company is able of maintaining asset quality, strengthen cross-entity synergies, expand digital innovation, and capture growth opportunities in the priority financing sector and domestic capital market.

In the development, trade, and services segment, prospects will be highly dependent on sustainability of domestic investment, infrastructure projects, household consumption, and national trade activities. Policy support from the Government and BI that remains pro-growth, including support for the construction, real estate, services, Micro, Small, and Medium Enterprises (MSME), and sustainable economy sectors, provides room for recovery and expansion for the non-financial business lines. However, these sectors still require a selective management, as they are promptly affected by exchange rate volatility, energy costs, and weakening demand.

Strategi Usaha 2026

Sebagai kelanjutan dari pendekatan strategis sebelumnya, Perseroan dan Entitas Anak tetap konsisten menjalankan strategi usaha yang terdiri:

1. Meningkatkan sinergi antar Entitas Anak guna memperkuat kinerja konsolidasi;
2. Melakukan investasi pada sektor-sektor strategis serta mendorong efisiensi dan efektivitas operasional untuk meningkatkan laba konsolidasi;
3. Mengembangkan infrastruktur teknologi informasi secara berkelanjutan, termasuk integrasi sistem untuk mendukung efisiensi operasional;
4. Menerapkan teknologi yang adaptif terhadap kebutuhan usaha dan membuka peluang baru, seperti pengembangan *e-business*; serta
5. Mendorong inovasi dan penguatan kapabilitas SDM, termasuk peningkatan kualitas dan pengalaman karyawan serta Tim Manajemen dalam menghadapi dinamika perekonomian di masa depan.

Business Strategy of 2026

As a continuation of previous strategic approach, the Company and its Subsidiaries remain consistent in implementing business strategies, which includes:

1. Increasing the synergy between Subsidiaries to strengthen consolidation performance;
2. Investing in strategic sectors and promoting operational efficiency and effectiveness to increase the consolidated profits;
3. Developing information technology infrastructure in sustainable manner, including system to support operational efficiency;
4. Implementing adaptive technologies following the business needs and opening new opportunities, such as development of e-business; and
5. Promoting innovation and strengthening of human resources capability, as well as improving the quality and experience of employees and Management Team in addressing the future challenges.

Informasi Material Setelah Tanggal Laporan Akuntan

Informasi material setelah tanggal laporan akuntan diungkapkan dalam Laporan Keuangan Konsolidasian Perseroan pada Catatan No. 57 (Peristiwa Setelah Periode Pelaporan).

Material Information After the Date of Accountant Report

Material information after the date of accountant report is disclosed in the Consolidated Financial Statements of the Company in Note No. 57 (Events After the Reporting Period).

Perubahan Peraturan Perundang-Undangan yang Berdampak Signifikan terhadap Perusahaan

Pada tahun 2025, tidak terdapat perubahan regulasi maupun peraturan baru oleh pemerintah atau instansi terkait yang berdampak langsung terhadap Perseroan.

Amendment to Laws and Regulations with Significant Impact to Company

In 2025, there was no change in the regulation or new rules introduced by the government or relevant authorities with direct impact on the Company.

Perubahan Kebijakan Akuntansi

Penerapan standar akuntansi keuangan revisi berikut, yang berlaku efektif 1 Januari 2025, relevan bagi Perseroan dan Entitas Anak namun tidak menyebabkan perubahan material terhadap jumlah-jumlah yang dilaporkan dalam Laporan Keuangan Konsolidasian:

1. PSAK 117, "Kontrak Asuransi";
2. Amendemen PSAK 117, "Kontrak Asuransi": Penerapan Awal PSAK 117 dan PSAK 109 - Informasi Komparatif; dan
3. Amendemen PSAK 221, "Pengaruh Perubahan Kurs Valuta Asing": Kekurangan Ketertukaran.

Changes in Accounting Policy

Implementation of the following revised financial accounting standards, effective on 1 January 2025, are relevant to the Company and its Subsidiaries but causing no material changes on the amounts reported in the Consolidated Financial Statements:

1. SFAS 117, "Insurance Contracts";
2. Amendments to SFAS 117, "Insurance Contracts": Initial Application of SFAS 117 and SFAS 109 - Comparative Information; and
3. Amendments to SFAS 221, "The Effects of Changes in Foreign Exchange Rates": Lack of Exchangeability.

Tata Kelola Perusahaan

Corporate Governance

5




PT Sistem Loka Triprima

Komitmen dan Penerapan GCG
Commitment and Implementation of GCG

Perseroan memandang penerapan tata kelola perusahaan yang baik (*good corporate governance*/GCG) sebagai landasan penting dalam menjaga keberlanjutan usaha dan membangun kepercayaan Pemegang Saham serta pemangku kepentingan. Perseroan mengedepankan perilaku beretika, akuntabilitas, transparansi, dan keberlanjutan dalam setiap aktivitas usaha dengan berpedoman pada peraturan yang berlaku dan Pedoman Umum Governansi Korporat Indonesia (PUGKI) 2021, guna membentuk budaya kerja yang profesional, berintegritas, dan berorientasi pada pertumbuhan jangka panjang.

The Company considers the implementation of good corporate governance (GCG) as an important foundation in maintaining business sustainability and building trusts of both Shareholders as well as stakeholders. The Company prioritize ethical behavior, accountability, transparency and sustainability in every business activity, guided by applicable regulations and 2021 Indonesian General Guidelines of Corporate Governance (PUGKI), to forge a professional work culture with integrity and oriented toward long-term growth.

Perilaku Beretika / Ethical Behavior

Perseroan senantiasa mengedepankan kejujuran, memperlakukan semua pihak dengan hormat (*respect*), memenuhi komitmen, membangun serta menjaga nilai-nilai moral dan kepercayaan secara konsisten. Perseroan juga memperhatikan kepentingan Pemegang Saham dan pemangku kepentingan lainnya berdasarkan asas kewajaran dan kesetaraan (*fairness*) dan dikelola secara independen sehingga masing-masing organ Perseroan tidak saling mendominasi dan tidak dapat diintervensi oleh pihak lainnya.

The Company always prioritizes honesty, treating every party with respect, fulfilling commitment, consistently building and maintaining moral values and trust. The Company also pays attention to the interests of Shareholders and other stakeholders based on fairness and equality principles, and managed it independently, so each Company organ is not dominating each other dan cannot be intervened by other parties.

Akuntabilitas / Accountability

Perseroan dapat mempertanggungjawabkan kinerjanya secara transparan dan wajar. Untuk itu, Perseroan harus dikelola dengan benar, terukur, dan sesuai dengan kepentingan korporat dengan tetap mempertimbangkan kepentingan Pemegang Saham dan pemangku kepentingan. Akuntabilitas merupakan prasyarat yang diperlukan untuk mencapai kinerja yang berkelanjutan.

The Company holds itself accountable for its performance in a transparent and fair manner. Thus, the Company must be managed properly, measurably, and in line with corporate interests while still considering the interests of Shareholders and stakeholders. Accountability is a necessary prerequisite to achieve sustainable performance.

Transparansi / Transparency

Untuk menjaga objektivitas dalam menjalankan bisnis, Perseroan menyediakan informasi yang material dan relevan dengan cara yang mudah diakses dan dipahami oleh pemangku kepentingan. Perseroan mengambil inisiatif untuk mengungkapkan tidak hanya masalah yang diisyaratkan oleh peraturan perundang-undangan, tetapi juga hal yang penting untuk pengambilan keputusan oleh Pemegang Saham, kreditur, dan pemangku kepentingan lainnya.

The Company provides material and relevant information in a way that is easily accessible and understood by stakeholders. The Company took the initiative to disclose issues that is not only required by the laws and regulations, but also important for decision-making by Shareholders, creditors, and other stakeholders.

Keberlanjutan / Sustainability

Perseroan mematuhi peraturan perundang-undangan dan berkomitmen melaksanakan tanggung jawab terhadap masyarakat dan lingkungan, agar berkontribusi pada pembangunan berkelanjutan melalui kerja sama dengan semua pemangku kepentingan terkait untuk meningkatkan kehidupan yang selaras dengan kepentingan bisnis dan agenda pembangunan berkelanjutan.

The Company always comply with laws and regulations and committed to carry out responsibilities toward the society and environment to contribute in achieving sustainable development by collaborating with all relevant stakeholders to improve the quality of their life in a way that is align with business interests and sustainable development agenda.

Tujuan Penerapan GCG
Objective of GCG Implementation

Penerapan GCG di Perseroan bertujuan untuk:
1. Mengarahkan dan mengendalikan hubungan antara organ Perseroan (Pemegang Saham, Dewan Komisaris, dan Direksi) dengan karyawan, nasabah, mitra kerja, masyarakat, serta lingkungan;
2. Memperkuat pertanggungjawaban kepada pemangku kepentingan;
3. Meningkatkan nilai tambah Perseroan secara berkelanjutan;
4. Mengelola sumber daya dengan amanah;
5. Mengendalikan risiko secara lebih efektif;
6. Mencegah terjadinya penyimpangan dalam pengelolaan;
7. Menumbuhkan budaya kerja yang positif; dan
8. Mendukung pengembangan serta keberlanjutan Perseroan.

The GCG implementation in the Company is aimed to:
1. Directing and managing relationship between the Company's organs (Shareholders, Board of Commissioners, and Board of Directors), with employees, customers, business partners, and community, as well as the environment;
2. Strengthening accountability to the stakeholders;
3. Improving the Company's added value in a sustainable manner;
4. Managing the resources more trustfully;
5. Controlling the risks more effectively;
6. Preventing any irregularities in the management;
7. Nurturing a positive work culture; and
8. Driving Company's development and sustainability forward.



Struktur dan Mekanisme Penerapan GCG
Structure and Mechanism of GCG Implementation

Perseroan membangun tata kelola yang terstruktur untuk memastikan setiap organ perusahaan memiliki peran, tugas, dan tanggung jawab yang selaras dengan prinsip GCG. Mekanisme ini dijalankan melalui keseimbangan antara fungsi pengelolaan oleh Direksi dan fungsi pengawasan oleh Dewan Komisaris.

Meskipun belum terdapat kebijakan khusus mengenai pemisahan peran Komisaris Utama dan Direktur Utama, Perseroan tetap menerapkan prinsip *check and balance* dalam tata kelola. Pengawasan dijalankan oleh Dewan Komisaris dengan dukungan Komite Audit serta Komite Nominasi dan Remunerasi, sementara Direksi bertanggung jawab atas efektivitas operasional yang turut didukung oleh Audit Internal dan Sekretaris Perusahaan. [ESG-G.03]

The Company sets a structured governance to ensure that every company organ has their roles, duties, and responsibilities in line with GCG principles. This mechanism is carried out by balancing the management function by Board of Directors and supervisory function by Board of Commissioners.

Although there is no specific policy on the segregation of roles of the President Commissioner and President Director, the Company still applies check and balance principle in governance. The Board of Commissioners is carrying out monitoring, backed by Audit Committee as well as Nomination and Remuneration Committee, while Board of Directors is handling the operational effectiveness, supported by Internal Audit and Corporate Secretary. [ESG-G.03]

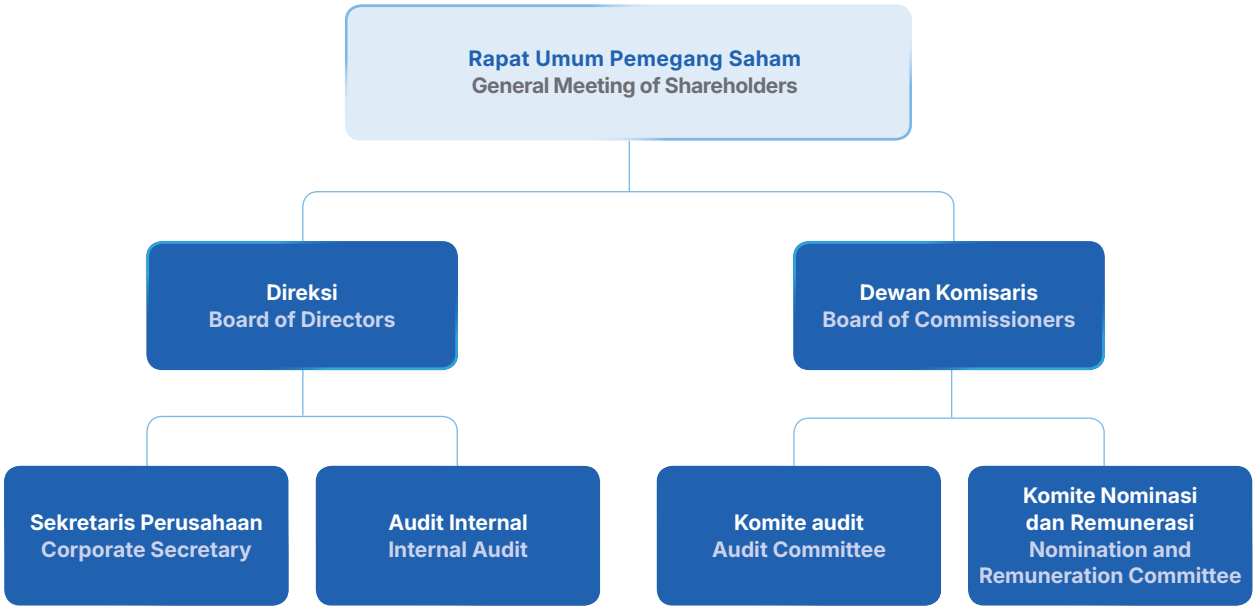

Untuk mendukung peningkatan kualitas penerapan GCG, Perseroan telah menyusun sejumlah perangkat kebijakan, meliputi:

1. Anggaran Dasar;
2. Pedoman Dewan Komisaris;
3. Pedoman Direksi;
4. Piagam Komite Audit;
5. Piagam Audit Internal;
6. Piagam Komite Nominasi dan Remunerasi; serta
7. Kode Etik.

In supporting the improvement of GCG implementation quality, the Company has prepared a series of policy instruments, including:

1. Articles of Association;
2. Board of Commissioners' Guidelines;
3. Board of Directors' Guidelines;
4. Audit Committee Charter;
5. Internal Audit Charter;
6. Nomination and Remuneration Committee Charter; and
7. Code of Ethics.

Penerapan Pedoman Tata Kelola Perusahaan Terbuka
Implementation of Public Company Governance Guideline

Perseroan memastikan penerapan GCG sesuai dengan ketentuan regulator, dengan menjadikan Panduan Tata Kelola Perusahaan Terbuka berdasarkan Surat Edaran Otoritas Jasa Keuangan (SEOJK) No. 32/SEOJK.04/2015 sebagai acuan. Realisasi penerapannya pada tahun 2025 diuraikan pada bagian berikut.

The Company ensures its GCG implementation is in accordance with regulatory provisions, by referring to Corporate Governance Guidelines for Public Companies based on the Financial Services Authority Circular Letter No. 32/SEOJK.04/2015. The realization of the guideline in 2025 is outlined as follows.

No.	Aspek/Prinsip/Rekomendasi Aspect/Principle/Recommendation	Status	Uraian Description
I.	**Hubungan Perusahaan Terbuka dengan Pemegang Saham dalam Menjamin Hak-Hak Pemegang Saham** **Relationship between Public Company with Shareholders in Guaranteeing the Shareholders Rights**		
1.	**Meningkatkan Nilai Penyelenggaraan Rapat Umum Pemegang Saham (RUPS).** **To Improve the Value of General Meeting of Shareholders (GMS).**		
	a. Perusahaan Terbuka memiliki cara atau prosedur teknis pengumpulan suara (voting), baik secara terbuka maupun tertutup, yang mengedepankan independensi dan kepentingan Pemegang Saham. Public Company has methods or technical procedures for conducting open or closed voting that prioritize the independence and interest of Shareholders.	**Terpenuhi** **Comply**	Prosedur teknis pengambilan keputusan melalui mekanisme voting dalam RUPS telah diatur dalam Anggaran Dasar dan Peraturan Perusahaan. Technical procedures of decision-making through voting in GMS, are stipulated in the Articles of Association and Company Regulations.
	b. Seluruh anggota Dewan Komisaris dan anggota Direksi Perusahaan Terbuka hadir dalam RUPS Tahunan. All members of the Board of Commissioners and Board of Directors of the Public Company attend the Annual GMS.	**Penjelasan** **Explanation**	Pada tahun 2025, terdapat anggota Direksi yang tidak menghadiri RUPS Tahunan. Meskipun demikian, yang bersangkutan telah memberikan kuasa melalui perwakilan yang hadir. In 2025, a member of the Board of Directors was absent from the Annual GMS. However, the said member have provided power of attorney via the attending proxies.
	c. Ringkasan risalah RUPS tersedia dalam situs web Perusahaan Terbuka paling sedikit selama 1 tahun. Summary of Minutes of GMS is available on the Public Company's website for at least 1 year.	**Terpenuhi** **Comply**	Ringkasan risalah RUPS tersedia di situs web Perseroan pada bagian Berita >> Perusahaan. Minutes of GMS meeting is placed in the Company's website under News >> Corporate section.
2.	**Meningkatkan Kualitas Komunikasi Perusahaan Terbuka dengan Pemegang Saham atau Investor.** **To Improve the Quality of Communication between the Public Company and the Shareholders or Investors.**		
	a. Perusahaan Terbuka memiliki suatu kebijakan komunikasi dengan Pemegang Saham atau investor. Public Company has a communication policy with Shareholders or investors.	**Terpenuhi** **Comply**	Perseroan memiliki basis komunikasi dengan Pemegang Saham atau investor dalam Kode Etik dan Pedoman Tingkah Laku yang dilaksanakan secara konsisten. Perseroan menerapkan kebijakan tersebut dan menjamin terpenuhinya hak-hak Pemegang Saham atau investor. The Company has a communication basis with the Shareholders or Investors in the Code of Ethics and Code of Conduct, which is consistently implemented. The Company implements the policy and ensures the fulfillment of the rights of the Shareholders or investors.
	b. Perusahaan Terbuka mengungkapkan kebijakan komunikasi Perusahaan Terbuka dengan Pemegang Saham atau investor dalam situs web. Public Company discloses its communication policy with the Shareholders or investors on the website.	**Terpenuhi** **Comply**	Perseroan mengungkapkan kebijakan komunikasi dengan Pemegang Saham dalam Laporan Tahunan yang dimuat dalam situs web Perseroan. The Company discloses its communication policy to Shareholders in the Annual Report posted on the Company's website.

No.	Aspek/Prinsip/Rekomendasi Aspect/Principle/Recommendation	Status	Uraian Description
II.	**Fungsi dan Peran Dewan Komisaris** **Functions and Roles of the Board of Commissioners**		
3.	**Memperkuat Keanggotaan dan Komposisi Dewan Komisaris.** **To Strengthen the Membership and Composition of the Board of Commissioners.**		
	a. Penentuan jumlah anggota Dewan Komisaris mempertimbangkan kondisi Perusahaan Terbuka. Determination of the number of the Board of Commissioners members considers the condition of the Public Company.	**Terpenuhi** **Comply**	Jumlah anggota Dewan Komisaris ditetapkan dengan mempertimbangkan kondisi terkini Perseroan. The number of the Board of Commissioners' members is determined by considering the current condition of the Company.
	b. Penentuan komposisi anggota Dewan Komisaris memperhatikan keberagaman keahlian, pengetahuan, dan pengalaman yang dibutuhkan. Determination of the composition of the Board of Commissioners members considers the diversity of expertise, knowledge, and experience required.	**Terpenuhi** **Comply**	Komposisi Dewan Komisaris Perseroan ditetapkan dengan memperhatikan keberagaman keahlian, pengetahuan, dan pengalaman yang relevan, serta disesuaikan dengan kebutuhan dan bidang usaha Perseroan. Composition of the Company's Board of Commissioners' is established by considering the diversity of expertise, knowledge, and relevant experiences, as well as align with Company's needs and business line.
4.	**Meningkatkan Kualitas Pelaksanaan Tugas dan Tanggung Jawab Dewan Komisaris.** **To Improve the Implementation Quality of the Board of Commissioners' Duties and Responsibilities.**		
	a. Dewan Komisaris mempunyai kebijakan penilaian sendiri (*self-assessment*) untuk menilai kinerja Dewan Komisaris. The Board of Commissioners has a self-assessment policy to assess the performance of the Board of Commissioners.	**Terpenuhi** **Comply**	Penilaian kinerja Dewan Komisaris Perseroan dilaksanakan melalui mekanisme *self-assessment* dengan mengacu pada pencapaian *key performance indicators* (KPI) yang telah ditetapkan. Performance assessment of the Company's Board of Commissioners is carried out using self-assessment mechanism based on the achievements of established key performance indicator (KPI).
	b. Kebijakan penilaian sendiri (*self-assessment*) untuk menilai kinerja Dewan Komisaris, diungkapkan melalui Laporan Tahunan Perusahaan Terbuka. The self-assessment policy to assess the performance of the Board of Commissioners is disclosed in the Annual Report of the Public Company.	**Terpenuhi** **Comply**	Pelaksanaan penilaian kinerja Dewan Komisaris Perseroan diungkapkan dalam Laporan Tahunan ini. Implementation of performance assessment of the Company's Board of Commissioners is disclosed in this Annual Report.
	c. Dewan Komisaris mempunyai kebijakan terkait pengunduran diri anggota Dewan Komisaris apabila terlibat dalam kejahatan keuangan. The Board of Commissioners has a policy regarding the resignation of Board of Commissioners member if they are involved in financial crime.	**Terpenuhi** **Comply**	Perseroan memiliki Pedoman Dewan Komisaris dan Direksi (*Board Manual*) yang disusun selaras dengan Anggaran Dasar, peraturan perundang-undangan, serta ketentuan pasar modal. Pedoman ini antara lain mengatur kebijakan mengenai pengangkatan dan pemberhentian anggota Dewan Komisaris maupun Direksi. The Company has a Board Manual for the Board of Commissioners and Board of Directors, prepared in line with the Articles of Association, laws and regulations, and capital market regulation. The Manual also include policies on the appointment and dismissal of members of the Board of Commissioners or Board of Directors.
	d. Dewan Komisaris atau komite yang menjalankan fungsi Nominasi dan Remunerasi menyusun kebijakan suksesi dalam proses nominasi anggota Direksi. The Board of Commissioners, or the Committee that carries out the Nomination and Remuneration function, formulates a succession policy in the nomination process for members of the Board of Directors.	**Terpenuhi** **Comply**	Komite Nominasi dan Remunerasi telah menyusun kebijakan suksesi dalam proses nominasi anggota Direksi. The Nomination and Remuneration Committee has formulated a succession policy in the nomination process for members of the Board of Directors.

No.	Aspek/Prinsip/Rekomendasi Aspect/Principle/Recommendation	Status	Uraian Description
III.	**Fungsi dan Peran Direksi** **Functions and Roles of the Board of Directors**		
5.	**Memperkuat Keanggotaan dan Komposisi Direksi.** **To Strengthen the Membership and Composition of the Board of Directors.**		
	a. Penentuan jumlah anggota Direksi mempertimbangkan kondisi Perusahaan Terbuka, serta efektivitas dalam pengambilan keputusan.	**Terpenuhi**	Jumlah anggota Direksi ditetapkan dengan mempertimbangkan kondisi terkini Perseroan.
	Determination of the number of the Board of Directors members considers the condition of the Public Company and the effectiveness in decision making.	**Comply**	The number of the Board of Directors' members is determined by considering the current condition of the Company.
	b. Penentuan komposisi anggota Direksi memperhatikan, keberagaman keahlian, pengetahuan, dan pengalaman yang dibutuhkan.	**Terpenuhi**	Komposisi Direksi Perseroan ditetapkan dengan memperhatikan keberagaman keahlian, pengetahuan, dan pengalaman yang relevan, serta disesuaikan dengan kebutuhan dan bidang usaha Perseroan.
	Determination on the composition of the Board of Directors members considers the diversity of expertise, knowledge, and experience required.	**Comply**	Composition of the Company's Board of Directors' is established by considering the diversity of expertise, knowledge, and relevant experiences, as well as align with Company's needs and business line.
	c. Anggota Direksi yang membawahi bidang akuntansi atau keuangan memiliki keahlian dan/atau pengetahuan di bidang akuntansi.	**Terpenuhi**	Pihak yang ditunjuk sebagai Direktur Keuangan Perseroan merupakan lulusan Sarjana Ekonomi jurusan Akuntansi serta memiliki banyak pengalaman di bidang akuntansi/keuangan di berbagai perusahaan.
	Board of Directors member responsible for accounting or finance has accounting expertise and/or knowledge.	**Comply**	The party appointed as the Company's Finance Director is a Bachelor of Economics majoring in accounting graduate with a lot of experience in accounting/finance in various companies.
6.	**Meningkatkan Kualitas Pelaksanaan Tugas dan Tanggung Jawab Direksi.** **To Improve the Implementation Quality of the Board of Directors' Duties and Responsibilities.**		
	a. Direksi mempunyai kebijakan penilaian sendiri (*self-assessment*) untuk menilai kinerja Direksi.	**Terpenuhi**	Penilaian kinerja Direksi Perseroan dilaksanakan melalui mekanisme *self-assessment* dengan mengacu pada pencapaian *key performance indicators* (KPI) yang telah ditetapkan.
	The Board of Directors has a self-assessment policy to assess the performance of the Board of Directors.	**Comply**	Performance assessment of the Company's Board of Directors is carried out using self-assessment mechanism based on the achievements of established key performance indicator (KPI).
	b. Kebijakan penilaian sendiri (*self-assessment*) untuk menilai kinerja Direksi diungkapkan melalui Laporan Tahunan Perusahaan Terbuka.	**Terpenuhi**	Pelaksanaan penilaian kinerja Direksi Perseroan diungkapkan dalam Laporan Tahunan ini.
	The self-assessment policy to assess the performance of the Board of Directors is disclosed in the Annual Report of the Public Company.	**Comply**	Implementation of performance assessment of the Company's Board of Directors is disclosed in this Annual Report.
	c. Direksi mempunyai kebijakan terkait pengunduran diri anggota Direksi apabila terlibat dalam kejahatan keuangan.	**Terpenuhi**	Perseroan memiliki Pedoman Dewan Komisaris dan Direksi (*Board Manual*) yang disusun selaras dengan Anggaran Dasar, peraturan perundang-undangan, serta ketentuan pasar modal. Pedoman ini antara lain mengatur kebijakan mengenai pengangkatan dan pemberhentian anggota Dewan Komisaris maupun Direksi.
	The Board of Directors has a policy regarding the resignation of Board of Directors member if they are involved in financial crime.	**Comply**	The Company has a Board Manual for the Board of Commissioners and Board of Directors, prepared in line with the Articles of Association, laws and regulations, and capital market regulation. The Manual also include policies on the appointment and dismissal of members of the Board of Commissioners or Board of Directors.

No.	Aspek/Prinsip/Rekomendasi Aspect/Principle/Recommendation	Status	Uraian Description
IV.	**Partisipasi Pemangku Kepentingan** **Stakeholders Participation**		
7.	**Meningkatkan Aspek Tata Kelola Perusahaan melalui Partisipasi Pemangku Kepentingan.** **To Improve the Corporate Governance Aspect through Stakeholders Participation.**		
	a. Perusahaan Terbuka memiliki kebijakan untuk mencegah terjadinya *insider trading*. Public Company has a policy to prevent insider trading.	**Terpenuhi** **Comply**	Perseroan telah memiliki Kode Etik dan Pedoman Tingkah Laku bagi seluruh insan Perseroan untuk mencegah terjadinya *insider trading*. The Company has Code of Ethics and Code of Conduct for all personnel of the Company to prevent the occurrence of insider trading.
	b. Perusahaan Terbuka memiliki kebijakan anti-korupsi dan anti-*fraud*. Public Company has anti-corruption and anti-fraud policies.	**Terpenuhi** **Comply**	Perseroan telah memiliki kebijakan anti-korupsi dan anti-*fraud* yang tercantum dalam Kode Etik dan Pedoman Tingkah Laku. The Company has anti-corruption and anti-fraud policies listed in the Code of Ethics and Code of Conduct.
	c. Perusahaan Terbuka memiliki kebijakan tentang seleksi dan peningkatan kemampuan pemasok atau vendor. Public Company has a policy on the selection and capacity building of suppliers or vendors.	**Terpenuhi** **Comply**	Perseroan telah memiliki kebijakan terkait seleksi dan evaluasi kemampuan pemasok atau vendor. The Company has a policy related to the selection and evaluation of the capabilities of suppliers or vendors.
	d. Perusahaan Terbuka memiliki kebijakan tentang pemenuhan hak-hak kreditur. Public Company has a policy to meet the creditor's rights.	**Terpenuhi** **Comply**	Perseroan senantiasa memenuhi kebijakan dan perjanjian yang disepakati dengan kreditur secara tepat waktu. The Company consistently meets the agreed policy and agreement with the creditors in a timely manner.
	e. Perusahaan Terbuka memiliki kebijakan sistem *whistleblowing*. Public Company has a whistleblowing system policy.	**Terpenuhi** **Comply**	Perseroan telah memiliki kebijakan mekanisme *whistleblowing* sebagai rangkaian dari kebijakan dan prosedur anti-*fraud*. The Company has a whistleblowing mechanism policy as part of its anti-fraud policy and procedure.
	f. Perusahaan Terbuka memiliki kebijakan pemberian insentif jangka panjang kepada Direksi dan karyawan. Public Company has a policy on the provision of long-term incentive to the Board of Directors and employees.	**Terpenuhi** **Comply**	Perseroan telah menerapkan imbalan kerja jangka panjang bagi Direksi dan karyawan. The Company has implemented a long-term employee benefit for the Board of Directors and employees.
V.	**Keterbukaan Informasi** **Information Transparency**		
8.	**Meningkatkan Pelaksanaan Keterbukaan Informasi.** **To Improve the Implementation of Information Transparency.**		
	a. Perusahaan Terbuka memanfaatkan penggunaan teknologi informasi secara lebih luas selain situs web sebagai media keterbukaan informasi. Public Company utilizes information technology widely in addition to website as an information transparency medium.	**Terpenuhi** **Comply**	Perseroan, melalui Entitas Anak, memanfaatkan berbagai media sosial, seperti Facebook, X, dan Instagram, sebagai sarana penyampaian informasi, termasuk mengenai produk dan jasa yang ditawarkan. The Company, through its Subsidiaries, utilizes various social media such as Facebook, X, and Instagram to deliver information regarding its products and services.
	b. Laporan Tahunan Perusahaan Terbuka mengungkapkan pemilik manfaat akhir dalam kepemilikan saham Perusahaan Terbuka paling sedikit 5%, selain pengungkapan pemilik manfaat akhir dalam kepemilikan saham Perusahaan Terbuka melalui Pemegang Saham Utama dan Pengendali. The Public Company Annual Report discloses the ultimate beneficial owner in the Public Company share ownership of at least 5%, in addition to the disclosure of the ultimate beneficial owner in the Public Company share ownership through the Main and Controlling Shareholders.	**Terpenuhi** **Comply**	Laporan Tahunan ini telah memuat seluruh pemilik manfaat akhir dalam kepemilikan saham Perseroan. This Annual Report has listed all of the ultimate beneficial owners in the Company's share ownership.

Rapat Umum Pemegang Saham
General Meeting of Shareholders

Rapat Umum Pemegang Saham (RUPS) merupakan forum pengambilan keputusan tertinggi dalam Perseroan, yang memiliki kewenangan penuh dan tidak dapat dialihkan kepada pihak lain. Dalam RUPS, Pemegang Saham dapat menyampaikan pendapat serta memberikan suara atas keputusan penting yang menyangkut arah dan strategi Perseroan. Setiap keputusan RUPS menjadi dasar bagi Direksi dalam menjalankan operasional, dengan pengawasan dari Dewan Komisaris agar sesuai dengan prinsip GCG.

The General Meeting of Shareholders (GMS) is the highest decision-making authority in the Company, with full authority and irreplaceable by any other party. In the GMS, Shareholders has the right to submit any opinion, as well as cast their votes on important decisions related to the Company's direction and strategy. Every GMS resolution will be used as a basis for the Board of Directors in running operations, under the supervision of the Board of Commissioners to ensure alignment with GCG principles.

Pelaksanaan RUPS Tahun 2025

Pada 19 Juni 2025, Perseroan menyelenggarakan 1 kali RUPS Tahunan dan 2 kali RUPS Luar Biasa yang berlangsung di Sinar Mas Land Plaza Tower II, Lantai 39, Jl. MH Thamrin No. 51, Jakarta Pusat. RUPS tersebut dihadiri oleh jajaran pengurus Perseroan serta pihak independen sebagai berikut.

Implementation of Annual GMS 2025

On 19 June 2025, the Company held 1 Annual GMS and 2 Extraordinary GMS at Sinar Mas Land Plaza Tower II, 39th Floor, Jl. MH Thamrin No. 51, Central Jakarta.The Annual and Extraordinary GMS were attended by the Company Management and independent parties as listed below.

RUPS Tahunan dan RUPS Luar Biasa 19 Juni 2025 **Annual GMS and Extraordinary GMS 19 June 2025**		**RUPS Luar Biasa 18 November 2025** **Extraordinary GMS 18 November 2025**	
Dewan Komisaris / Board of Commissioners			
Komisaris Utama President Commissioner	: Fuganto Wijaya*)	Komisaris Utama President Commissioner	: Fuganto Wijaya
Komisaris Independen Independent Commissioner	: Robinson Simbolon	Komisaris Independen Independent Commissioner	: Robinson Simbolon
Komisaris Independen Independent Commissioner	: Ketut Sanjaya	Komisaris Independen Independent Commissioner	: Ketut Sanjaya
Direksi / Board of Directors			
Direktur Utama President Director	: Burhanuddin Abdullah	Direktur Utama President Director	: Burhanuddin Abdullah
Direktur Director	: Agus Leman Gunawan	Direktur Director	: Agus Leman Gunawan
Direktur Director	: Felix	Direktur Director	: Felix
Direktur Director	: Ir. Dumoly Freddy Pardede	Direktur Director	: Ir. Dumoly Freddy Pardede
		Direktur Director	: Ferita
		Direktur Director	: Tjong Huei Wey
Undangan RUPS Luar Biasa 19 Juni 2025 / **Notice of Annual GMS and Extraordinary GMS 19 June 2025**		**Undangan RUPS Luar Biasa 18 November 2025 /** **Notice of Annual GMS and Extraordinary GMS 18 November 2025**	
Tjong Huei Wey		Eric Buntoro dan / and Lynn Ramli	
Pihak Independen / Independent Party			
Notaris Notary	: Aulia Taufani, SH	Notaris Notary	: Aulia Taufani, SH
Biro Administrasi Efek Securities Administration Bureau	: PT Sinartama Gunita	Biro Administrasi Efek Securities Administration Bureau	: PT Sinartama Gunita

*) Hadir melalui Zoom Meeting. / Attend via Zoom Meeting.

RUPS Tahunan 19 Juni 2025

RUPS Tahunan pada 19 Juni 2025 dihadiri oleh Pemegang Saham yang mewakili 4.261.524.848 saham atau 66,92% dari total 6.367.664.717 saham yang telah ditempatkan dan disetor penuh. Agenda serta keputusan yang dibahas dalam rapat tersebut diuraikan sebagai berikut.

Annual GMS 19 June 2025

The Annual GMS on 19 June 2025 was attended by Shareholders representing 4,261,524,848 shares or 66.92% of the total 6.367.664.717 issued and paid-up shares. The agenda and other resolutions discussed in the meeting is outlined below.

Mata Acara 1
Agenda 1

Persetujuan Laporan Tahunan dan Laporan Keberlanjutan (Laporan Gabungan) Perseroan, termasuk Laporan Tugas Pengawasan Dewan Komisaris serta pengesahan Laporan Keuangan Perseroan untuk tahun buku yang berakhir pada tanggal 31 Desember 2024 sekaligus memberikan dan pembebasan tanggung jawab sepenuhnya (*volledig acquit et de charge*) kepada anggota Direksi dan Dewan Komisaris Perseroan atas tindakan pengurusan dan pengawasan Perseroan yang telah dijalankan selama Tahun Buku 2024, sepanjang tercermin dari Laporan Tahunan dan tercatat pada Laporan Keuangan Perseroan dan bukan merupakan tindak pidana atau pelanggaran terhadap ketentuan peraturan perundang-undangan yang berlaku.

Approval of the Company's Annual Report and Sustainability Report (Joint Report), including the Supervisory Report of the Board of Commissioners, and validate the Company's Financial Report for the financial year ending 31 December 2024, as well as to give a full release of responsibility (*volledig acquit et de charge*) to members of the Board of Directors and Board of Commissioners of the Company on their management and supervisory actions of the Company that have been conducted throughout the 2024 Financial Year, provided that such actions are reflected in the Annual Report and recorded in the Financial Report of the Company and that such actions are not criminal act or violations of the prevailing laws and regulations.

Keputusan	Resolution
Menyetujui Laporan Tahunan Tahun 2024 Perseroan, termasuk Laporan Tugas Pengawasan Dewan Komisaris serta pengesahan Laporan Keuangan Perseroan untuk tahun buku yang berakhir pada tanggal 31 Desember 2024 sekaligus memberikan dan pembebasan tanggung jawab sepenuhnya (*volledig acquit et de charge*) kepada anggota Direksi dan Dewan Komisaris Perseroan atas tindakan pengurusan dan pengawasan Perseroan yang telah dijalankan selama Tahun Buku 2024, sepanjang tercermin dari Laporan Tahunan dan tercatat pada Laporan Keuangan Perseroan dan bukan merupakan tindak pidana atau pelanggaran terhadap ketentuan peraturan perundang-undangan yang berlaku.	Approved the Company's 2024 Annual Report, including the Supervisory Report of the Board of Commissioners and validated the Company's Financial Report for the financial year ending 31 December 2024, as well as to give a full release of responsibility (*volledig acquit et de charge*) to members of the Board of Directors and Board of Commissioners of the Company on their management and supervisory actions of the Company that have been conducted throughout the 2024 Financial Year, provided that such actions are reflected in the Annual Report and recorded in the Financial Report of the Company and that such actions are not criminal act or violations of the prevailing laws and regulations.
Realisasi	**Realization**
Telah direalisasikan sepenuhnya.	Fully implemented.

Mata Acara 2
Agenda 2

Persetujuan penggunaan laba bersih Perseroan untuk tahun buku yang berakhir 31 Desember 2024.
Approval of the use of the Company's net profit for the financial year ending 31 December 2024.

Keputusan	Resolution
1. Tidak dibagikan dividen kepada para Pemegang Saham, dan laba yang tidak dibagikan sebagai dividen tersebut dimasukkan ke dalam *retained earning* (laba ditahan dan digunakan sebagai modal kerja Perseroan dan setoran modal/investasi pada anak-anak perusahaan dan asosiasi, baik Entitas Anak baru maupun yang sudah ada. 2. Memberikan wewenang kepada Direksi Perseroan untuk mengatur, melaksanakan, dan menjalankan tindakan-tindakan yang diperlukan sehubungan dengan penggunaan saldo laba Perseroan tersebut di atas sesuai dengan ketentuan hukum dan peraturan yang berlaku.	1. No dividend is distributed to the Shareholders, and the profit not distributed as a dividend will be booked as retained earnings and used as the Company's working capital and paid-in capital/investment to its Subsidiaries and associated companies, both in the new or existing Subsidiaries. 2. Authorizing the Company's Board of Directors to coordinate, perform, and carry out the necessary course of actions with regards to the use of the Company's retained earnings in accordance with the prevailing law and regulations.
Realisasi	**Realization**
Telah direalisasikan sepenuhnya.	Fully implemented.

Mata Acara 3
Agenda 3

Persetujuan atas remunerasi Dewan Komisaris dan Direksi Perseroan untuk periode Januari sampai dengan Desember 2025.
Approval of the remuneration of the Company's Board of Commissioners and Board of Directors for the period of January to December 2025.

Keputusan	Resolution
1. Menetapkan remunerasi Dewan Komisaris dan melimpahkan wewenang kepada Komite Nominasi dan Remunerasi untuk menetapkan besarannya masing-masing di antara anggota Dewan Komisaris. 2. Menyetujui pemberian kuasa dan wewenang kepada Komite Nominasi dan Remunerasi untuk menentukan pembagian tugas dan wewenang kepada masing-masing Direksi dan untuk menentukan remunerasi bagi anggota Direksi Perseroan.	1. Determine the remuneration of the Board of Commissioners and delegate the authority to the Nomination and Remuneration Committee to decide the amount for each member of the Board of Commissioners. 2. Approved the granting of power and authority to the Nomination and Remuneration Committee to assign the Board of Directors' duties and authorities and to decide the remuneration of the Company's Board of Directors members.
Realisasi	**Realization**
Telah direalisasikan sepenuhnya.	Fully implemented.

Mata Acara 4
Agenda 4

Penunjukan kantor akuntan publik dan akuntan publik untuk melakukan audit Laporan Keuangan Perseroan untuk tahun buku 2025 dan memberi wewenang kepada Direksi untuk menetapkan honorarium akuntan publik pada kantor akuntan publik tersebut serta persyaratan lain penunjukannya serta persetujuan memberikan delegasi kepada Dewan Komisaris Perseroan untuk menunjuk kantor akuntan publik lain yang terdaftar di Otoritas Jasa Keuangan (OJK) berdasarkan rekomendasi Komite Audit, apabila karena satu dan lain hal kantor akuntan publik di atas tidak dapat melaksanakan tugasnya.

Appointment of a public accounting firm and a public accountant to audit the Company's Financial Report for the 2025 financial year and to authorize the Board of Directors to decide the honorarium for the public accountant at the said public accounting firm and other requirements related to such appointment as well as approval to delegate the Company's Board of Commissioners to appoint other public accounting firm registered in the Financial Services Authority (OJK) based on Audit Committee recommendation, in case the first appointed public accounting firm is unable to carry out its duties.

Keputusan	Resolution
1. Menyetujui Penunjukan Kantor Akuntan Publik Mirawati Sensi Idris dan Akuntan Publik Denny Susanto untuk melakukan audit Laporan Keuangan Perseroan untuk tahun buku 2025 dan memberi wewenang kepada Direksi untuk menetapkan honorarium akuntan publik pada kantor akuntan publik tersebut serta persyaratan lain penunjukannya. 2. Memberikan wewenang dan kuasa kepada Dewan Komisaris untuk menunjuk kantor akuntan publik dan akuntan publik pengganti maupun memberhentikan kantor akuntan publik dan akuntan publik yang telah ditunjuk, bilamana karena sebab apa pun juga berdasarkan ketentuan pasar modal di Indonesia, kantor akuntan publik dan akuntan publik yang telah ditunjuk tersebut tidak dapat melakukan/menyelesaikan tugasnya.	1. Approved the appointment of Public Accounting Firm Mirawati Sensi Idris and Public Accountant Denny Susanto to audit the Company's Financial Report for the 2025 financial year and to authorize the Board of Directors to decide the honorarium for the public accountant at the said public accounting firm and other requirements for the appointment. 2. Granted authority and power to the Board of Commissioners to appoint a replacement public accounting firm and public accountant or to dismiss the appointed public accounting firm and public accountant, if for any reason based on capital market regulations in Indonesia, the appointed public accounting firm and public accountant is unable to carry out/complete the duty.
Realisasi	**Realization**
Telah direalisasikan sepenuhnya.	Fully implemented.

Mata Acara 5
Agenda 5

Laporan Realisasi Penggunaan Dana Hasil Penawaran Umum Obligasi Berkelanjutan III Sinar Mas Multiartha Tahap I dan Tahap II Tahun 2024.
Realization Report on Proceed Utilization from the Public Offering of Sinar Mas Multiartha Sustainable Bond III Phase I and Phase II Year 2024.

Keputusan	Resolution
Menyetujui Laporan Realisasi Penggunaan Dana Hasil Penawaran Umum Obligasi Berkelanjutan III Sinar Mas Multiartha Tahap I Tahun 2024 dan Tahap II Tahun 2025.	Approved the Realization Report on Proceed Utilization from the Public Offering of Sinar Mas Multiartha Sustainable Bond III Phase I Year 2024 and Phase II Year 2025.
Realisasi	**Realization**
Telah direalisasikan sepenuhnya.	Fully implemented.

RUPS Luar Biasa 19 Juni 2025

RUPS Luar Biasa pada 19 Juni 2025 dihadiri oleh Pemegang Saham yang mewakili 4.551.809.808 saham atau 71,48% dari total 6.367.664.717 saham yang telah ditempatkan dan disetor penuh. Agenda serta keputusan yang dibahas dalam rapat tersebut diuraikan sebagai berikut.

Extraordinary GMS 19 June 2025

The Extraordinary GMS on 19 June 2025 was attended by Shareholders representing 4,551,809,808 shares or 71.48% of the total 6,367,664,717 issued and paid-up shares. The agenda and other resolutions discussed in the meeting is outlined below.

Mata Acara 1
Agenda 1

Persetujuan perubahan Pasal 3 Anggaran Dasar Perseroan tentang Maksud, Tujuan serta Kegiatan Usaha dan Pasal 15 Anggaran Dasar Perseroan tentang Tugas, Tanggung jawab dan Wewenang Direksi.

Approval of amendment to Article 3 of the Company's Article of Association regarding the Purpose, Objectives and Business Activities and Article 15 of the Company's Article of Association regarding the Duties, Responsibilities and Authorities of the Board of Directors.

Keputusan	Resolution
Sehubungan sampai dengan rapat ini Manajemen Perseroan masih berkonsultasi dengan OJK terkait dengan pembentukan Penanggung Jawab Integrasi Konglomerasi Keuangan (PIKK), maka untuk Mata Acara Pertama Rapat mengenai Perubahan Anggaran Dasar Perseroan ini belum dapat dibahas dan diambil keputusan.	At the time this meeting is convened, Company's Management is still consulting with OJK in relation to the establishment of the Person in Charge of Financial Conglomerate Integration (PIKK), thus the First Agenda of the Meeting regarding the Amendment to the Company's Articles of Association cannot yet be discussed nor resolved.
Realisasi	**Realization**
Belum terealisasi.	Not yet implemented.

Mata Acara 2
Agenda 2

Persetujuan Perubahan Data Perseroan tentang Perubahan Susunan Direksi dan Dewan Komisaris Perseroan.

Approval of Amendment to Company's data regarding Changes in the Composition of the Board of Directors and Board of Commissioners of the Company.

Keputusan	Resolution
1. Sehubungan dengan pengunduran diri Ibu Lili Wijata selaku Direktur Perseroan sesuai dengan Surat Pengunduran Diri tanggal 19 Februari 2025 dengan ini kami mengucapkan terima kasih atas segala jasa-jasa yang telah diberikan selama ini kepada Perseroan, selanjutnya memberikan pembebasan dan pelunasan sepenuhnya (*volledig acquit et de charge*) atas tindakan pengurusan sesuai dengan jabatannya yang dilakukan selama ini, sepanjang tindakan-tindakan tersebut tercermin dalam buku-buku Perseroan.	1. In relation with the resignation of Mrs. Lili Wijata as the Company's Director in line with the Resignation Letter dated 19 February 2025, we wish her thank you for the services given to the Company, and further to give full release and settlement (*volledig acquit et de charge*) for the management and supervisory actions in accordance with her position, provided that such actions are reflected in the Company's books.
2. Menyetujui pengangkatan Ibu Tjong Huei Wey selaku Direktur Perseroan yang baru menggantikan Ibu Lily Wijata tersebut.	2. Approved the appointment of Mrs. Tjong Huei Wey as the new Company Director to replace Mrs. Lily Wijata.
Sehingga untuk selanjutnya terhitung sejak ditutupnya rapat ini susunan Direksi dan Dewan Komisaris Perseroan menjadi sebagai berikut.	Thus since the closing of this meeting, the composition of the Company's Board of Directors and Board of Commissioners is as follows.
Dewan Komisaris	**Board of Commissioners**
Komisaris Utama : Fuganto Widjaja	President Commissioner : Fuganto Wijaya
Komisaris Independen : Robinson Simbolon	Independent Commissioner : Robinson Simbolon
Komisaris Independen : Ketut Sanjaya	Independent Commissioner : Ketut Sanjaya
Direksi	**Board of Directors**
Direktur Utama : Burhanuddin Abdullah	President Director : Burhanuddin Abdullah
Direktur : Agus Leman Gunawan	Director : Agus Leman Gunawan
Direktur : Felix	Director : Felix
Direktur : Ferita	Director : Ferita
Direktur : Ir. Dumoly Freddy Pardede	Director : Ir. Dumoly Freddy Pardede
Direktur : Tjong Huei Wey	Director : Tjong Huei Wey
Realisasi	**Realization**
Telah direalisasikan sepenuhnya.	Fully implemented.

RUPS Luar Biasa 18 November 2025

RUPS Luar Biasa pada 18 November 2025 dihadiri oleh Pemegang Saham yang mewakili 4.115.867.435 saham atau 64,64% dari total 6.367.664.717 saham yang telah ditempatkan dan disetor penuh. Agenda serta keputusan yang dibahas dalam rapat tersebut diuraikan sebagai berikut.

Extraordinary GMS 18 November 2025

The Extraordinary GMS held on 18 November 2025 was attended by Shareholders representing 4,115,867,435 shares or 64.64% of the total 6,367,664,717 shares that have been issued and fully paid. The agenda and resolutions discussed in the meeting are described as follows.

Mata Acara 1
Agenda 1

Persetujuan Perubahan Data Perseroan tentang Perubahan Susunan Direksi dan Dewan Komisaris Perseroan.

Approval of Changes to the Company Data regarding Changes in the Composition of the Board of Directors and the Board of Commissioners of the Company.

Keputusan	Resolution
1. Menyetujui pengangkatan Bapak Eric Buntoro (di dalam Kartu Tanda Penduduk tertulis Bapak Eric Febrianto Buntoro) selaku Wakil Direktur Utama Perseroan.	1. Approving the appointment of Mr. Eric Buntoro (as stated in the Identity Card as Mr. Eric Febrianto Buntoro) as Vice President Director of the Company.
2. Menyetujui pengunduran diri Ibu Ferita selaku Direktur Perseroan dengan mengucapkan terima kasih atas segala jasa-jasa yang telah diberikan selama ini kepada Perseroan, selanjutnya memberikan pembebasan dan pelunasan sepenuhnya (*volledig acquit et de charge*) atas tindakan pengurusan sesuai dengan jabatannya yang dilakukan selama ini, sepanjang tindakan-tindakan tersebut tercermin dalam buku-buku Perseroan.	2. Approving the resignation of Mrs. Ferita as Director of the Company while expressing gratitude for all services rendered to the Company, and granting full release and discharge (*volledig acquit et de charge*) for the management actions carried out during her tenure, insofar as such actions are reflected in the books of the Company.
3. Menyetujui pengangkatan Ibu Lynn Ramli selaku Direktur Perseroan yang baru, menggantikan Ibu Ferita tersebut. Sehingga untuk selanjutnya terhitung sejak ditutupnya Rapat ini susunan Direksi dan Dewan Komisaris Perseroan menjadi sebagai berikut. **Dewan Komisaris** Komisaris Utama : Fuganto Widjaja Komisaris Independen : Robinson Simbolon Komisaris Independen : Ketut Sanjaya **Direksi** Direktur Utama : Burhanuddin Abdullah Wakil Direktur Utama : Eric Buntoro Direktur : Agus Leman Gunawan Direktur : Felix Direktur : Ir. Dumoly Freddy Pardede Direktur : Tjong Huei Wey Direktur : Lynn Ramli	3. Approving the appointment of Mrs. Lynn Ramli as the new Director of the Company, replacing Mrs. Ferita. Thus, as of the closing of this Meeting, the composition of the Board of Directors and the Board of Commissioners of the Company becomes as follows. **Board of Commissioners** President Commissioner : Fuganto Wijaya Independent Commissioner : Robinson Simbolon Independent Commissioner : Ketut Sanjaya **Board of Directors** President Director : Burhanuddin Abdullah Vice President Director : Eric Buntoro Director : Agus Leman Gunawan Director : Felix Director : Ir. Dumoly Freddy Pardede Director : Tjong Huei Wey Director : Lynn Ramli
4. Menyetujui memberikan kuasa dan wewenang kepada Direksi Perseroan baik sendiri-sendiri maupun bersama-sama dengan hak substitusi, untuk melaksanakan keputusan-keputusan dalam Rapat, termasuk tetapi tidak terbatas pada menyatakan kembali keputusan tersebut dalam akta notaris, membuat atau meminta dibuatkan segala akta-akta, surat-surat maupun dokumen-dokumen yang diperlukan, hadir di hadapan pihak/pejabat yang berwenang untuk memberitahukan hal tersebut kepada instansi pemerintah terkait, termasuk tetapi tidak terbatas pada Menteri Hukum Republik Indonesia, serta melakukan pendaftaran maupun pengumuman berdasarkan peraturan perundang-undangan yang berlaku, satu dan lain hal tanpa ada yang dikecualikan.	Approving to grant power and authority to the Board of Directors of the Company, either individually or jointly with the right of substitution, to implement the resolutions in the Meeting, including but not limited to restating such resolutions in a notarial deed, preparing or requesting the preparation of all deeds, letters and documents required, appearing before the competent parties/officials to notify the relevant government institutions, including but not limited to the Minister of Law of the Republic of Indonesia, as well as conducting registration and announcements pursuant to the prevailing laws and regulations, without any exception.

Realisasi	Realization
Telah direalisasikan sepenuhnya.	Fully implemented.

Ringkasan Keputusan dan Pelaksanaan Keputusan RUPS Sepanjang Tahun Buku 2024
Summary of Resolutions and Implementation of GMS Resolutions Throughout 2024 Financial Year

RUPS Tahunan 16 Mei 2024
Annual GMS 16 May 2024

Mata Acara 1
Agenda 1

Persetujuan Laporan Tahunan dan Laporan Keberlanjutan (Laporan Gabungan) Perseroan, termasuk Laporan Tugas Pengawasan Dewan Komisaris serta pengesahan Laporan Keuangan Perseroan untuk tahun buku yang berakhir pada tanggal 31 Desember 2023, sekaligus memberikan dan pembebasan tanggung jawab sepenuhnya (*volledig acquit et de charge*) kepada anggota Direksi dan Dewan Komisaris Perseroan atas tindakan pengawasan dan pengurusan Perseroan yang telah dijalankan selama tahun buku 2023, sepanjang tercermin dari Laporan Tahunan dan tercatat pada Laporan Keuangan Perseroan dan bukan merupakan tindak pidana atau pelanggaran terhadap ketentuan peraturan perundang-undangan yang berlaku.

Approval of the Company's Annual Report and Sustainability Report (Joint Report), including the Supervisory Report of the Board of Commissioners, and validate the Company's Financial Report for the financial year ending 31 December 2023, as well as to give a full release of responsibility (*volledig acquit et de charge*) to members of the Board of Directors and Board of Commissioners of the Company on their supervisory and management actions of the Company that have been conducted throughout the 2023 financial year, provided that such actions are reflected in the Annual Report and recorded in the Financial Report of the Company and that such actions are not criminal act or violations of the prevailing laws and regulations.

Keputusan	Resolution
Menyetujui Laporan Tahunan Tahun 2023 Perseroan, termasuk Laporan Tugas Pengawasan Dewan Komisaris serta pengesahan Laporan Keuangan Perseroan untuk tahun buku yang berakhir pada tanggal 31 Desember 2023, sekaligus memberikan dan pembebasan tanggung jawab sepenuhnya (*volledig acquit et de charge*) kepada anggota Direksi dan Dewan Komisaris Perseroan atas tindakan pengurusan dan pengawasan Perseroan yang telah dijalankan selama tahun buku 2023, sepanjang tercermin dari Laporan Tahunan dan tercatat pada Laporan Keuangan Perseroan dan bukan merupakan tindak pidana atau pelanggaran terhadap ketentuan peraturan perundang-undangan yang berlaku.	Approved the Company's 2023 Annual Report, including the Supervisory Report of the Board of Commissioners and validated the Company's Financial Report for the financial year ending 31 December 2023, as well as to give a full release of responsibility (*volledig acquit et de charge*) to members of the Board of Directors and Board of Commissioners of the Company on their supervisory and management actions of the Company that have been conducted throughout the 2023 financial year, provided that such actions are reflected in the Annual Report and recorded in the Financial Report of the Company and that such actions are not criminal act or violations of the prevailing laws and regulations.
Realisasi	**Realization**
Telah direalisasikan sepenuhnya.	Fully implemented.

Mata Acara 2
Agenda 2

Persetujuan penggunaan laba bersih Perseroan untuk tahun buku yang berakhir 31 Desember 2023.
Approval of the use of the Company's net profit for the financial year ending 31 December 2023.

Keputusan	Resolution
1. Tidak dibagikan dividen kepada para Pemegang Saham, dan laba yang tidak dibagikan sebagai dividen tersebut dimasukkan ke dalam *retained earning* (laba ditahan) dan digunakan sebagai modal kerja Perseroan dan setoran modal/investasi pada Entitas Anak dan asosiasi, baik Entitas Anak baru maupun yang sudah ada. 2. Memberikan wewenang kepada Direksi Perseroan untuk mengatur, melaksanakan, dan menjalankan tindakan-tindakan yang diperlukan sehubungan dengan penggunaan saldo laba Perseroan tersebut di atas sesuai dengan ketentuan hukum dan peraturan yang berlaku.	1. No dividend is distributed to the Shareholders, and the profit not distributed as a dividend will be booked as retained earnings and used as the Company's working capital and paid-in capital/investment to its Subsidiaries and associated companies, both in the new or existing Subsidiaries. 2. Authorizing the Company's Board of Directors to coordinate, perform, and carry out the necessary course of actions with regards to the use of the Company's retained earnings in accordance with the prevailing law and regulations.
Realisasi	**Realization**
Telah direalisasikan sepenuhnya.	Fully implemented.

Mata Acara 3
Agenda 3

Persetujuan atas remunerasi Dewan Komisaris dan Direksi Perseroan untuk periode Januari sampai dengan Desember 2024.
Approval of the remuneration of the Company's Board of Commissioners and Board of Directors for the period of January to December 2024.

Keputusan	Resolution
1. Menetapkan remunerasi Dewan Komisaris dan melimpahkan wewenang kepada Komite Nominasi dan Remunerasi untuk menetapkan besarannya masing-masing di antara anggota Dewan Komisaris. 2. Menyetujui pemberian kuasa dan wewenang kepada Komite Nominasi dan Remunerasi untuk menentukan pembagian tugas dan wewenang kepada masing-masing Direksi dan untuk menentukan remunerasi bagi anggota Direksi Perseroan.	1. Determine the remuneration of the Board of Commissioners and delegate the authority to the Nomination and Remuneration Committee to decide the amount for each member of the Board of Commissioners. 2. Approved the granting of power and authority to the Company's Nomination and Remuneration Committee to assign the Board of Directors' duties and authorities and to decide the remuneration of the Company's Board of Directors members.
Realisasi	**Realization**
Telah direalisasikan sepenuhnya.	Fully implemented.

Mata Acara 4
Agenda 4

Penunjukan akuntan publik pada Kantor Akuntan Publik Mirawati Sensi Idris untuk melakukan audit Laporan Keuangan Perseroan untuk tahun buku 2024 dan memberi wewenang kepada Direksi untuk menetapkan honorarium akuntan publik pada kantor akuntan publik tersebut serta persyaratan lain penunjukannya serta persetujuan memberikan delegasi kepada Dewan Komisaris Perseroan untuk menunjuk kantor akuntan publik lain yang terdaftar di OJK berdasarkan rekomendasi Komite Audit, apabila karena satu dan lain hal kantor akuntan publik di atas tidak dapat melaksanakan tugasnya.

Appointment of a public accountant at Public Accounting Firm Mirawati Sensi Idris to audit the Company's Financial Report for the 2024 financial year and to authorize the Board of Directors to decide the honorarium for the public accountant at the said public accounting firm and other requirements related to such appointment as well as approval to delegate the Company's Board of Commissioners to appoint other public accounting firm registered in the OJK based on the Audit Committee recommendation, in case the first appointed public accounting firm is unable to carry out its duties.

Keputusan	Resolution
1. Menyetujui penunjukan akuntan publik pada Kantor Akuntan Publik Mirawati Sensi Idris untuk melakukan audit Laporan Keuangan Perseroan untuk tahun buku 2024 dan memberi wewenang kepada Direksi untuk menetapkan honorarium akuntan publik pada kantor akuntan publik tersebut serta persyaratan lain penunjukannya serta persetujuan memberikan delegasi kepada Dewan Komisaris Perseroan untuk menunjuk kantor akuntan publik lain yang terdaftar di Otoritas Jasa Keuangan berdasarkan rekomendasi Komite Audit, apabila karena satu dan lain hal kantor akuntan publik di atas tidak dapat melaksanakan tugasnya. 2. Memberikan wewenang dan kuasa kepada Dewan Komisaris untuk menunjuk akuntan publik pengganti maupun memberhentikan akuntan publik yang telah ditunjuk, bilamana karena sebab apa pun juga berdasarkan ketentuan pasar modal di Indonesia, akuntan publik yang telah ditunjuk tersebut tidak dapat melakukan/menyelesaikan tugasnya.	1. Approved the appointment of a public accountant at Public Accounting Firm Mirawati Sensi Idris to audit the Company's Financial Report for the 2024 financial year and to authorize the Board of Directors to decide the honorarium for the public accountant at the said public accounting firm and other requirements for the appointment as well as approval to delegate the Company's Board of Commissioners to appoint other public accounting firm registered in the Financial Services Authority based on the Audit Committee recommendation, in case the first appointed public accounting firm is unable to carry out its duties. 2. Granted the authority and power to the Board of Commissioners to appoint a replacement public accountant or dismiss the appointed public accountant, if for any reason whatsoever based on capital market provisions in Indonesia, the appointed public accountant is unable to carry out/complete the duties.
Realisasi	**Realization**
Telah direalisasikan sepenuhnya.	Fully implemented.

Mata Acara 5
Agenda 5

Laporan Realisasi Penggunaan Dana Hasil Penawaran Umum Obligasi Berkelanjutan III Sinar Mas Multiartha Tahap I Tahun 2024.
Realization Report on the Proceed Utilization from the Public Offering of Sinar Mas Multiartha Sustainable Bond III Phase I Year 2024.

Keputusan	Resolution
Menyetujui Laporan Realisasi Penggunaan Dana Hasil Penawaran Umum Obligasi Berkelanjutan III Sinar Mas Multiartha Tahap I Tahun 2024.	Approved the Realization Report on the Proceed Utilization from the Public Offering of Sinar Mas Multiartha Sustainable Bond III Phase I Year 2024.
Realisasi	**Realization**
Telah direalisasikan sepenuhnya.	Fully implemented.

RUPS Luar Biasa 16 Mei 2024
Extraordinary GMS 16 May 2024

Mata Acara Agenda
Persetujuan perubahan susunan dan pengangkatan kembali Direksi dan Dewan Komisaris Perseroan. **Approval of changes in the composition and reappointment of the Board of Directors and the Board of Commissioners of the Company.**

Keputusan	Resolution
1. Menyetujui pengunduran diri Bapak Howen Widjaja selaku Komisaris Perseroan dengan mengucapkan terima kasih atas segala jasa-jasa yang telah diberikan selama ini kepada Perseroan, selanjutnya memberikan pembebasan dan pelunasan sepenuhnya (*volledig acquit et de charge*) atas tindakan pengawasan sesuai dengan jabatannya yang dilakukan selama ini, sepanjang tindakan-tindakan tersebut tercermin dalam buku-buku Perseroan.	1. Approved the resignation of Mr. Howen Widjaja as the Company's Commissioner by wishing him thank you for the services given to the Company, and further to give full release and settlement (*volledig acquit et de charge*) for the supervisory actions in accordance with his position, provided that such actions are reflected in the Company's books.
2. Menyetujui memberhentikan dengan hormat seluruh Direksi dan Dewan Komisaris Perseroan terhitung sejak ditutupnya rapat dan demikian dengan mengucapkan terima kasih atas segala jasa-jasa yang telah diberikan selama ini kepada Perseroan, selanjutnya memberikan pembebasan dan pelunasan sepenuhnya (*volledig acquit et de charge*) atas tindakan pengawasan dan pengurusan sesuai dengan jabatannya yang dilakukan selama ini, sepanjang tindakan-tindakan tersebut tercermin dalam buku-buku Perseroan.	2. Approved the honorably dismissal of all the Company's Board of Directors and Board of Commissioners, effective since the closing of the meeting and wishing them thank you for the services given to the Company, and further to give full release and settlement (*volledig acquit et de charge*) for their supervisory and management actions in accordance with their positions, provided that such actions are reflected in the Company's books.
3. Menyetujui mengangkat kembali Direksi dan Dewan Komisaris Perseroan untuk masa jabatan berikutnya sesuai dengan masa jabatan Direksi dan Dewan Komisaris yang dimuat dalam Anggaran Dasar Perseroan, sehingga untuk selanjutnya terhitung sejak ditutupnya Rapat hingga penutupan RUPS Tahunan tahun ketiga setelah rapat yaitu pada tahun 2027 susunan Direksi dan Dewan Komisaris Perseroan menjadi sebagai berikut.	3. Approved to reappoint the Company's Board of Directors and Board of Commissioners for the subsequent term of office in accordance with the term of office of the Board of Directors and Board of Commissioners stipulated in the Company's Articles of Association, thus since the closing of the Meeting until the closing of the Annual GMS in the third year following the meeting, in 2027, the composition of the Company's Board of Directors and Board of Commissioners is as follows.
Dewan Komisaris Komisaris Utama : Fuganto Widjaja Komisaris : Dani Lihardja Komisaris Independen : Robinson Simbolon Komisaris Independen : Ketut Sanjaya	**Board of Commissioners** President Commissioner : Fuganto Widjaja Commissioner : Dani Lihardja Independent Commissioner : Robinson Simbolon Independent Commissioner : Ketut Sanjaya
Direksi Direktur Utama : Burhanuddin Abdullah Direktur : Agus Leman Gunawan Direktur : Felix Direktur : Ferita Direktur : Lili Wijata	**Board of Directors** President Director : Burhanuddin Abdullah Director : Agus Leman Gunawan Director : Felix Director : Ferita Director : Lili Wijata
Menyetujui memberikan kuasa dan wewenang kepada Direksi Perseroan, baik sendiri maupun bersama-sama dengan hak substitusi, untuk melaksanakan keputusan-keputusan dalam rapat, termasuk tetapi tidak terbatas pada menyatakan kembali keputusan tersebut dalam akta notaris, membuat atau meminta dibuatkan segala akta-akta, surat-surat maupun dokumen-dokumen yang diperlukan, hadir di hadapan pihak pejabat yang berwenang untuk memberitahukan hal tersebut kepada instansi pemerintah terkait, termasuk tetapi tidak terbatas pada Menteri Hukum dan Hak Asasi Manusia Republik Indonesia, serta melakukan pendaftaran maupun pengumuman berdasarkan peraturan perundang-undangan yang berlaku, satu dan lain hal tanpa ada yang dikecualikan.	Approved the granting of power and authority to the Company's Board of Directors, both individually or collectively with substitution right, to execute any meeting resolutions, including but not limited to restating the resolutions in a notarial deed, to make or order any necessary deeds, letters, or documents to be made, to be present before the authorized officials to inform such matters to the related government institutions, including but not limited to the Minister of Law and Human Rights of the Republic of Indonesia, as well as to do registration or an announcement based on the prevailing laws and regulation, one or the other without any exception.

Realisasi	Realization
Telah direalisasikan sepenuhnya.	Fully implemented.

RUPS Luar Biasa 28 Oktober 2024
Extraordinary GMS 28 October 2024

Mata Acara Agenda
Persetujuan perubahan data Perseroan tentang perubahan susunan Direksi dan Dewan Komisaris Perseroan. **Approval of amendments to the Company's data regarding changes in the composition of the Board of Directors and the Board of Commissioners of the Company.**

Keputusan	Resolution
1. Menyetujui pengunduran diri Bapak Dani Lihardja selaku Komisaris Perseroan dengan mengucapkan terima kasih atas segala jasa-jasa yang telah diberikan selama ini kepada Perseroan, selanjutnya memberikan pembebasan dan pelunasan sepenuhnya (*volledig acquit et de charge*) atas tindakan pengawasan sesuai dengan jabatannya yang dilakukan selama ini, sepanjang tindakan-tindakan tersebut tercermin dalam buku-buku Perseroan.	1. Approved the resignation of Mr. Dani Lihardja as the Company's Commissioner by wishing him thank you for the services given to the Company, and further to give full release and settlement (*volledig acquit et de charge*) for the supervisory actions in accordance with his position, provided that such actions are reflected in the Company's books.
2. Menyetujui mengangkat Bapak Ir. Dumoly Freddy Pardede selaku Direktur Perseroan yang baru. Sehingga untuk selanjutnya, terhitung sejak ditutupnya rapat ini, susunan Direksi dan Dewan Komisaris Perseroan menjadi sebagai berikut. **Dewan Komisaris** Komisaris Utama : Fuganto Widjaja Komisaris Independen : Robinson Simbolon Komisaris Independen : Ketut Sanjaya **Direksi** Direktur Utama : Burhanuddin Abdullah Direktur : Agus Leman Gunawan Direktur : Felix Direktur : Ferita Direktur : Lili Wijata Direktur : Ir. Dumoly Freddy Pardede	2. Approved to appoint Mr. Ir. Dumoly Freddy Pardede as the new Company's Director. Thus since the closing of this meeting, the composition of the Company's Board of Directors and Board of Commissioners is as follows. **Board of Commissioners** President Commissioner : Fuganto Widjaja Independent Commissioner : Robinson Simbolon Independent Commissioner : Ketut Sanjaya **Board of Directors** President Director : Burhanuddin Abdullah Director : Agus Leman Gunawan Director : Felix Director : Ferita Director : Lili Wijata Director : Ir. Dumoly Freddy Pardede
3. Menyetujui memberikan kuasa dan wewenang kepada Direksi Perseroan, baik sendiri maupun bersama-sama dengan hak substitusi, untuk melaksanakan keputusan-keputusan dalam rapat, termasuk tetapi tidak terbatas pada menyatakan kembali keputusan tersebut dalam akta notaris, membuat atau meminta dibuatkan segala akta-akta, surat-surat maupun dokumen-dokumen yang diperlukan, hadir di hadapan pihak pejabat yang berwenang untuk memberitahukan hal tersebut kepada instansi pemerintah terkait, termasuk tetapi tidak terbatas pada Menteri Hukum dan Hak Asasi Manusia Republik Indonesia, serta melakukan pendaftaran maupun pengumuman berdasarkan peraturan perundang-undangan yang berlaku, satu dan lain hal tanpa ada yang dikecualikan.	3. Approved the granting of power and authority to the Company's Board of Directors, both individually or collectively with substitution right, to execute any meeting resolutions, including but not limited to restating the resolutions in a notarial deed, to make or order any necessary deeds, letters, or documents to be made, to be present before the authorized officials to inform such matters to the related government institutions, including but not limited to the Minister of Law and Human Rights of the Republic of Indonesia, as well as to do registration or an announcement based on the prevailing laws and regulation, one or the other without any exception.

Realisasi	Realization
Telah direalisasikan sepenuhnya.	Fully implemented.

Dewan Komisaris
Board of Commissioners

Dewan Komisaris memiliki peran penting dalam mengawasi jalannya operasional Perseroan serta memastikan kepatuhan terhadap Anggaran Dasar, peraturan perundang-undangan, dan prinsip GCG. Selain fungsi pengawasan, Dewan Komisaris juga memberikan arahan strategis kepada Direksi untuk mendukung pencapaian tujuan Perseroan.

The Board of Commissioners plays an important role in supervising the course of the Company's operations, as well as ensuring compliance with the Articles of Association, laws and regulations, and GCG principles. In addition, the Board of Commissioners also provide strategic directives to Board of Directors to support achievement of Company's objectives.

Pedoman Kerja

Komitmen Perseroan terhadap penerapan tata kelola tercermin melalui penyusunan Pedoman Kerja Dewan Komisaris (*Board Manual*). Dokumen ini memuat ketentuan mengenai tugas, tanggung jawab, dan hubungan Dewan Komisaris dengan organ Perseroan lainnya, yang disusun berdasarkan prinsip hukum korporasi, Anggaran Dasar, arahan Pemegang Saham, dan praktik terbaik GCG.

Guidelines

The Company's commitment to governance is reflected in the preparation of Guidelines (Board Manual) of the Board of Commissioners. This document contains provisions regarding the duties, responsibilities, and relationship of the Board of Commissioners and other Company organs, prepared based on the principles of corporate law, Articles of Association, Shareholders' directives, and GCG best practices.

Tugas dan Tanggung Jawab

Tugas dan tanggung jawab Dewan Komisaris Perseroan meliputi:
1. Melakukan pengawasan terhadap pengelolaan Perseroan yang dilakukan oleh Direksi, serta memberi arahan kepada Direksi;
2. Mengawasi kinerja dan kepatuhan Direksi terhadap peraturan dan perundang-undangan yang berlaku sesuai prinsip GCG; serta
3. Melakukan evaluasi dan audit terhadap pelaksanaan kebijakan strategis.

Dewan Komisaris turut berperan dalam penerapan tata kelola keberlanjutan dengan mengawasi manajemen risiko ekonomi, sosial, dan lingkungan yang menjadi pertimbangan dalam setiap keputusan strategis maupun operasional.

Duties and Responsibilities

The duties and responsibilities of the Company's Board of Commissioners include:
1. To monitor the Company's management conducted by the Board of Directors and provide directions to the Board of Directors;
2. To monitor the Board of Directors' performance and compliance with the prevailing laws and regulations according to GCG principles; and
3. To evaluate and audit strategic policy implementation.

The Board of Commissioners is involved in sustainability governance implementation, by constantly monitoring the management of economic, social, and environmental risks in every strategic and operational decision-making.

Komposisi dan Independensi [ESG-G.01]

Komposisi

Komposisi Dewan Komisaris Perseroan pada tahun 2025 disajikan dalam tabel berikut.

Composition and Independence [ESG-G.01]

Composition

The composition of the Company's Board of Commissioners in 2025 is presented in the below table.

Nama Name	Jabatan Position	Pertama Kali Menjabat Starting Year
Fuganto Widjaja	Komisaris Utama President Commissioner	2013 (sebagai Komisaris / as Commissioner) 2023 (sebagai Komisaris Utama / as President Commissioner)

Nama Name	Jabatan Position	Pertama Kali Menjabat Starting Year
Robinson Simbolon	Komisaris Independen Independent Commissioner	2014
Ketut Sanjaya	Komisaris Independen Independent Commissioner	2022

Independensi

Dewan Komisaris menjalankan pengawasan secara independen dengan memastikan seluruh tindakannya tidak dipengaruhi oleh kepentingan pihak tertentu, melainkan berorientasi pada keberlanjutan Perseroan.

Independence

The Board of Commissioners performs independent supervision by ensuring that all of its actions are not influenced by any particular interest, but oriented toward Company's sustainability.

Komisaris Independen

Komitmen Perseroan terhadap penerapan GCG tercermin dari keberadaan Komisaris Independen yang melebihi persyaratan minimum regulasi. Hingga akhir 2025, dari total 3 anggota Dewan Komisaris, sebanyak 2 orang atau 66,67% merupakan Komisaris Independen, jauh di atas ketentuan minimum 30% sebagaimana diatur dalam Peraturan Otoritas Jasa Keuangan (POJK) No. 33/POJK.04/2014.

Independent Commissioner

The Company's commitment toward GCG implementation is reflected with the existence of Independent Commissioners beyond the minimum regulatory requirements. By end of 2025, of the total of 3 Board of Commissioners members, 2 or 66.67% are Independent Commissioners, beyond the minimum 30% requirement as stipulated in the Financial Services Authority Regulation (POJK) No. 33/POJK.04/2014.

Aspek Independensi Independence Aspect	Robinson Simbolon	Ketut Sanjaya
Bukan merupakan orang yang bekerja atau mempunyai wewenang dan tanggung jawab untuk merencanakan, memimpin, mengendalikan, atau mengawasi kegiatan Perseroan dalam waktu 6 bulan terakhir, kecuali untuk pengangkatan kembali sebagai Komisaris Independen pada periode berikutnya. Not being employed nor having the authority and responsibility to plan, lead, control, or supervise the Company's activities within the last 6 months, except for re-appointment as Independent Commissioner in the next period.	✓	✓
Tidak mempunyai saham, baik langsung maupun tidak langsung pada Perseroan. Not possessing any shares in the Company, either directly or indirectly.	✓	✓
Tidak mempunyai hubungan afiliasi dengan Perseroan, baik anggota Dewan Komisaris, anggota Direksi, Pemegang Saham Utama/Saham Mayoritas, atau Pemegang Saham Pengendali Perseroan. Not having affiliation relationship with the Company, either with members of the Board of Commissioners, members of the Board of Directors, Main/Majority Shareholders, or Controlling Shareholders of the Company.	✓	✓
Tidak mempunyai hubungan usaha, baik langsung maupun tidak langsung, yang berkaitan dengan kegiatan usaha Perseroan. Not having a business relationship, directly or indirectly, related to the Company's business activities.	✓	✓

✓ = Terpenuhi / Fulfilled − = Tidak Terpenuhi / Not Fulfilled

Pernyataan Independensi Komisaris Independen

Komisaris Independen Perseroan telah memenuhi seluruh kriteria independensi sesuai ketentuan yang berlaku. Bapak Robinson Simbolon, yang saat ini menjalani periode keempat sebagai Komisaris Independen, serta Bapak Ketut Sanjaya, yang memasuki periode kedua, telah menandatangani dan menyerahkan Surat Pernyataan Independensi. Dengan demikian, keduanya tetap dapat menjalankan fungsi pengawasan secara objektif dan mendukung pengambilan keputusan yang berlandaskan pada kepentingan jangka panjang Perseroan dan pemangku kepentingan.

Independent Commissioner Statement of Independence

The Company's Independent Commissioners have met all the independence criteria of applicable regulations. Mr. Robinson Simbolon, currently is in his fourth period as an Independent Commissioner, while Mr. Ketut Sanjaya, is on his second period, both have signed and submitted the Statement of Independence. Thus, they can continue the supervisory function objectively and support the decision-making process based on the long-term interests of the Company and its stakeholders.

Hubungan Afiliasi

Informasi mengenai hubungan afiliasi antara Dewan Komisaris dengan Direksi serta Pemegang Saham Pengendali Perseroan disajikan sebagai berikut.

Affiliation Relationship

Information regarding the affiliation relationship of the Board of Commissioners with the Company's Board of Directors and Controlling Shareholders is presented as follows.

Nama Name	Jabatan Position	Hubungan Keuangan dengan Financial Relationship with						Hubungan Keluarga dengan Family Relationship with					
		Dewan Komisaris Board of Commissioners		Direksi Board of Directors		Pemegang Saham Pengendali Controlling Shareholders		Dewan Komisaris Board of Commissioners		Direksi Board of Directors		Pemegang Saham Pengendali Controlling Shareholders	
		Ya Yes	Tidak No	Ya Yes	Tidak No	Ya Yes	Tidak No	Ya Yes	Tidak No	Ya Yes	Tidak No	Ya Yes	Tidak No
Fuganto Widjaja	Komisaris Utama President Commissioner	–	✓	–	✓	✓	–	–	✓	–	✓	✓	–
Robinson Simbolon	Komisaris Independen Independent Commissioner	–	✓	–	✓	–	✓	–	✓	–	✓	–	✓
Ketut Sanjaya	Komisaris Independen Independent Commissioner	–	✓	–	✓	–	✓	–	✓	–	✓	–	✓

Rangkap Jabatan

Mengacu pada POJK No. 33/POJK.04/2014 tentang Direksi dan Dewan Komisaris Emiten atau Perusahaan Publik, anggota Dewan Komisaris Perseroan diperbolehkan merangkap jabatan dengan ketentuan sebagai berikut.

1. Anggota Direksi paling banyak pada 2 Emiten atau Perusahaan Publik lain.
2. Anggota Dewan Komisaris paling banyak pada 2 Emiten atau Perusahaan Publik lain.

Concurrent Position

Referring to POJK No. 33/POJK.04/2014 on the Board of Directors and Board of Commissioners of the Issuer or Public Company, member of the Company's Board of Commissioners is allowed to hold a concurrent position under the following conditions.

1. Member of the Board of Directors at a maximum of 2 other Issuers or Public Companies.
2. Member of the Board of Commissioners at a maximum of 2 other Issuers or Public Companies.

3. Dalam hal anggota Dewan Komisaris tidak merangkap jabatan sebagai anggota Direksi, anggota Dewan Komisaris yang bersangkutan dapat merangkap jabatan sebagai anggota Dewan Komisaris paling banyak pada 4 Emiten atau Perusahaan Publik lain.
4. Anggota Dewan Komisaris dapat merangkap sebagai anggota komite paling banyak pada 5 komite di Emiten atau Perusahaan Publik di mana yang bersangkutan juga menjabat sebagai anggota Direksi atau Dewan Komisaris.

Rangkap jabatan sebagai anggota komite hanya dapat dilakukan sepanjang tidak bertentangan dengan peraturan perundang-undangan lainnya.

Informasi mengenai rangkap jabatan anggota Dewan Komisaris Perseroan telah diungkapkan di bagian Profil Dewan Komisaris dalam bab Laporan Manajemen pada Laporan Tahunan ini.

3. If member of the Board of Commissioners is not holding a concurrent position as a member of the Board of Directors, then the said person may serve as a member of the Board of Commissioners at a maximum of 4 other Issuers or Public Companies.
4. Member of the Board of Commissioners may hold a concurrent position as a committee member at a maximum of 5 committees at the Issuer or Public Company where the said person also serves as a member of the Board of Directors or the Board of Commissioners.

Concurrent position as a committee member can only be held provided that it is not conflicting with other prevailing laws and regulations.

Information about the concurrent position of members of the Company's Board of Commissioners is available in the Board of Commissioners Profile section in the Management Report chapter of this Annual Report.

Pelaksanaan Tugas dan Tanggung Jawab

Pada tahun 2025, Dewan Komisaris berperan aktif dalam melaksanakan fungsi pengawasan, dengan ruang lingkup sebagai berikut.

1. Menyampaikan masukan kepada Direksi mengenai pencapaian target kinerja dan implementasi kebijakan strategis Perseroan.
2. Memastikan operasional Perseroan dijalankan sesuai dengan peraturan perundang-undangan dan kebijakan internal.

Implementation of Duties and Responsibilities

In 2025, the Board of Commissioners played an active role in carrying out the supervision role, with the following scope of work.

1. Provide suggestions to the Board of Directors regarding the achievement of performance target and implementation of Company's strategic policies.
2. Ensure the Company's operational activities are in line with the laws and regulations and internal policies.

Rapat [ESG-G.02]

Rapat Dewan Komisaris diselenggarakan secara berkala sedikitnya 1 kali setiap 2 bulan, sedangkan rapat gabungan dengan Direksi dilaksanakan minimal 1 kali setiap 4 bulan. Tingkat kehadiran masing-masing anggota Dewan Komisaris sepanjang tahun 2025 disajikan sebagai berikut.

Meeting [ESG-G.02]

The Board of Commissioners meetings is held periodically at least once every 2 months, while joint meeting with the Board of Directors is held at least once every 4 months. The meeting attendance rate of each member of the Board of Commissioners throughout 2025 is presented as follows.

Nama Name	Jabatan Position	Rapat Internal Dewan Komisaris Board of Commissioners Internal Meeting			Rapat Gabungan dengan Direksi Joint Meeting with the Board of Directors		
		Total Rapat Total Meeting	Total Kehadiran Total Attendance	Tingkat Kehadiran Attendance Rate (%)	Total Rapat Total Meeting	Total Kehadiran Total Attendance	Tingkat Kehadiran Attendance Rate (%)
Fuganto Widjaja	Komisaris Utama President Commissioner	6	6	100.00	4	4	100.00
Robinson Simbolon	Komisaris Independen Independent Commissioner	6	6	100.00	4	4	100.00

Nama Name	Jabatan Position	Rapat Internal Dewan Komisaris Board of Commissioners Internal Meeting			Rapat Gabungan dengan Direksi Joint Meeting with the Board of Directors		
		Total Rapat Total Meeting	Total Kehadiran Total Attendance	Tingkat Kehadiran Attendance Rate (%)	Total Rapat Total Meeting	Total Kehadiran Total Attendance	Tingkat Kehadiran Attendance Rate (%)
Ketut Sanjaya	Komisaris Independen Independent Commissioner	6	6	100.00	4	4	100.00
Rata-Rata Kehadiran (%) **Average Attendance (%)**				100.00			100.00

Risalah Rapat menjadi sarana pencatatan atas seluruh agenda penting dan keputusan rapat Dewan Komisaris. Risalah ini ditandatangani oleh pimpinan rapat dan peserta yang hadir, kemudian disampaikan kepada semua anggota Dewan Komisaris, termasuk yang berhalangan hadir.

All of the important agenda and resolutions from the Board of Commissioners meeting are recorded in the Minutes of Meeting. The minutes is signed by the meeting chairman and all of the attending participants to be later distributed to all Board of Commissioners members, including those who were absent.

Pengembangan Kompetensi [ESG-G.05]

Perseroan memberikan dukungan penuh bagi Dewan Komisaris dalam mengembangkan wawasan dan keahliannya, sejalan dengan tuntutan perkembangan bisnis. Berbagai program pembekalan, mulai dari seminar hingga pelatihan eksternal, diikuti oleh anggota Dewan Komisaris sepanjang tahun 2025 dengan rincian sebagai berikut.

Competency Development [ESG-G.05]

The Company fully supports the Board of Commissioners to develop its insight and expertise, in line with evolving business demand. Various competency development program, ranging from seminars to external trainings, were participated by members of the Board of Commissioners throughout 2025 with details as follows.

Nama Name	Jabatan Position	Program Pengembangan Kompetensi Competency Development Program	Penyelenggara Organizer	Waktu dan Tempat Time and Venue
Robinson Simbolon	Komisaris Independen Independent Commissioner	***Enterprise Risk Management* dalam rangka IDX *Group Capacity Building* 2025** **Enterprise Risk Management as a part of IDX Group Capacity Building 2025**	The Indonesia Capital Market Institute	31 Oktober-1 November 2025 31 October-1 November 2025
Ketut Sanjaya	Komisaris Independen Independent Commissioner	**Masa Depan Mineral dan Batu Bara Indonesia** **The Future of Indonesia's Mineral and Coal**	PT Golden Energy Mines Tbk	Jakarta, 3 Februari 2025 Jakarta, 3 February 2025
		Sinar Mas Digital Day 2025: Together We Go Far, Fast, Towards Infinite Future	Sinar Mas	Tangerang, 4 Oktober 2025 Tangerang, 4 October 2025
		21st Indonesia Palm Oil Conference and 2026 Price Outlook	Gabungan Pengusaha Kelapa Sawit Indonesia (GAPKI) Indonesian Palm Oil Association (GAPKI)	Bali, 12-14 November 2025 Bali, 12-14 November 2025

Penilaian Kinerja [ESG-G.04]

Prosedur, Kriteria, dan Pihak yang Melakukan Penilaian

Evaluasi kinerja Dewan Komisaris dilakukan sekurang-kurangnya sekali dalam setahun melalui mekanisme *self-assessment* dengan dukungan Komite Nominasi dan Remunerasi. Hasil evaluasi tersebut dilaporkan kepada Pemegang Saham dalam

Performance Assessment [ESG-G.04]

Procedure, Criteria, and Assessor

The performance evaluation of the Board of Commissioners is conducted annually via self-assessment mechanism, supported by Nomination and Remuneration Committee. The evaluation result is reported to Shareholders at the GMS, along with

RUPS bersama Laporan Pengawasan Dewan Komisaris, Laporan Pelaksanaan Tugas Direksi, Laporan Tahunan, dan Laporan Keuangan Perseroan.

Hasil Penilaian Kinerja

Berdasarkan hasil penilaian tahun 2025, Dewan Komisaris dinilai telah menjalankan tugas dan tanggung jawabnya secara efektif sesuai dengan Anggaran Dasar, *Board Manual*, serta ketentuan peraturan yang berlaku. Hasil penilaian tersebut menjadi dasar bagi:

1. Pertimbangan Pemegang Saham sebelum memberikan pembebasan tanggung jawab sepenuhnya (*volledig acquit et de charge*);
2. Upaya peningkatan kinerja Dewan Komisaris pada tahun berikutnya, khususnya dalam pengawasan kegiatan usaha dan penerapan GCG di Perseroan; serta
3. Penetapan besaran remunerasi.

Penilaian Kinerja Organ Pendukung Dewan Komisaris

Sebagai bagian dari fungsi pengawasan, Dewan Komisaris menilai kinerja Komite Audit serta Komite Nominasi dan Remunerasi secara berkala, sekurang-kurangnya 1 kali dalam setahun. Evaluasi dilakukan dengan memperhatikan:

1. Realisasi laporan pelaksanaan tugas sesuai dengan tanggung jawab masing-masing;
2. Kualitas rekomendasi yang disampaikan; serta
3. Konsistensi kehadiran dalam rapat komite.

Hasil penilaian tahun 2025 menunjukkan bahwa kedua komite telah menjalankan perannya secara efektif dalam mendukung Dewan Komisaris, khususnya dalam memberikan masukan strategis kepada Direksi terkait keberlangsungan usaha Perseroan.

the submission of Board of Commissioners' Supervisory Report, Board of Directors' Implementation of Duties Report, the Company's Annual Report, and Financial Report.

Performance Assessment Result

Based on the 2025 assessment result, Board of Commissioners has done its duties and responsibilities effectively, in line with Articles of Association, Board Manual, as well as the applicable regulations. The assessment result is used as:

1. Basis of consideration for Shareholders before granting a full release of responsibilities (*volledig acquit et de charge*);
2. Effort to improve the performance of the Board of Commissioners in the following year, particularly related to monitoring of business activities and GCG implementation in the Company; and
3. Basis for determining the remuneration amount.

Performance Assessment of Board of Commissioners Supporting Organ

As a part of its supervisory function, the Board of Commissioners periodically assess the performance of Audit Committee and Nomination and Remuneration Committee, at least once a year. The evaluation is carried out by looking at the following:

1. Realization report of the implementation of duties in line with respective responsibilities;
2. Quality of the recommendation provided; and
3. Consistency of attendance in committee meetings.

The 2025 assessment results showed that both committees have conducted their roles effectively to support the Board of Commissioners, particularly in providing strategic inputs to the Board of Directors related to the continuity of the Company's business.

Direksi
Board of Directors

Direksi memiliki peran sentral dalam mengelola kegiatan operasional Perseroan serta memastikan seluruh kebijakan dan strategi dijalankan sesuai dengan Anggaran Dasar, peraturan perundang-undangan, dan prinsip GCG. Selain fungsi pengelolaan, Direksi juga bertanggung jawab merumuskan strategi bisnis dan memastikan implementasinya guna mencapai tujuan serta keberlanjutan usaha Perseroan.

The Board of Directors has a central role in managing activities of Company's operations, as well as ensuring all of the policies and strategies are carried out in line with the Articles of Association, laws and regulations, and GCG principles. In addition to the management function, the Board of Directors is also responsible to prepare the business strategy and ensure its implementation to achieve Company's objectives and business continuation.

Pedoman Kerja

Komitmen Perseroan terhadap penerapan tata kelola tercermin melalui penyusunan Pedoman Kerja Direksi (*Board Manual*). Dokumen ini memuat ketentuan mengenai tugas, tanggung jawab, dan hubungan Direksi dengan organ Perseroan lainnya, yang disusun berdasarkan prinsip hukum korporasi, Anggaran Dasar, arahan Pemegang Saham, dan praktik terbaik GCG.

Guidelines

The Company's commitment to governance is reflected in the preparation of Guidelines (Board Manual) of Board of Directors. This document contains provisions on the duties, responsibilities, and relationship of Board of Directors and other Company organs, prepared based on corporate law principles, Articles of Association, Shareholders' directives, and GCG best practices.

Tugas dan Tanggung Jawab

Tugas dan tanggung jawab masing-masing anggota Direksi dijelaskan sebagai berikut.

Duties and Responsibilities

The respective duties and responsibilities of members of the Board of Directors are outlined in below table.

Burhanuddin Abdullah	
Direktur Utama / President Director	
Tugas dan Tanggung Jawab	Direktur Utama bertanggung jawab memimpin pengelolaan Perseroan secara keseluruhan, dengan tugas dan tanggung jawab sebagai berikut. • Menetapkan kebijakan umum Perseroan serta memastikan arah pengelolaan perusahaan sejalan dengan visi, misi, dan strategi jangka panjang. • Mengarahkan penyusunan serta pelaksanaan rencana strategis Perseroan. • Mengawasi dan mengoordinasikan kinerja seluruh anggota Direksi dalam menjalankan fungsi dan tanggung jawab masing-masing. • Memastikan kegiatan operasional Perseroan berjalan secara efektif, efisien, dan sesuai dengan ketentuan yang berlaku. • Bertanggung jawab atas pengelolaan dan kinerja Perseroan kepada Pemegang Saham melalui Rapat Umum Pemegang Saham.
Duties and Responsibilities	The President Director is responsible for leading the overall management of the Company, with the following duties and responsibilities. • Establishing the general policies of the Company and ensuring that the direction of company management is aligned with the vision, mission, and long-term strategy. • Directing the preparation and implementation of the Company's strategic plans. • Supervising and coordinating the performance of all members of the Board of Directors in carrying out their respective functions and responsibilities. • Ensuring that the Company's operational activities run effectively, efficiently, and in accordance with the applicable provisions. • Being responsible for the management and performance of the Company to the Shareholders through the General Meeting of Shareholders.

Eric Buntoro

Wakil Direktur Utama / Vice President Director

Tugas dan Tanggung Jawab	Wakil Direktur Utama bertanggung jawab mendukung Direktur Utama dalam pelaksanaan strategi dan pengelolaan operasional Perseroan, dengan tugas dan tanggung jawab sebagai berikut. • Mendukung dan mewakili Direktur Utama dalam pelaksanaan kebijakan strategis serta pengawasan operasional entitas dalam konglomerasi keuangan. • Mengkoordinasikan pelaksanaan strategi bisnis serta pengembangan portofolio usaha di seluruh entitas dalam konglomerasi keuangan. • Memastikan kesiapan dan efektivitas infrastruktur pendukung grup, termasuk fungsi keuangan, sumber daya manusia, teknologi informasi, manajemen risiko, kepatuhan, dan operasional. • Mengawasi kinerja Satuan Kerja Audit Internal Terintegrasi (SKAIT). • Mengkoordinasikan konsolidasi Laporan Keuangan dan penerapan PSAK pada tingkat grup. • Mengkoordinasikan pengelolaan arus kas dan struktur permodalan grup. • Melakukan pemantauan terhadap struktur modal dan pengelolaan perpajakan secara terintegrasi.
Duties and Responsibilities	The Vice President Director is responsible for supporting the President Director in the implementation of strategy and operational management of the Company, with the following duties and responsibilities. • Supporting and representing the President Director in the implementation of strategic policies and operational supervision of entities within the financial conglomeration. • Coordinating the implementation of business strategies and the development of business portfolios across all entities within the financial conglomeration. • Ensuring the readiness and effectiveness of group supporting infrastructure, including finance, human resources, information technology, risk management, compliance, and operations functions. • Supervising the performance of the Integrated Internal Audit Unit (SKAIT). • Coordinating the consolidation of Financial Statements and the implementation of PSAK at the group level. • Coordinating the management of group cash flow and capital structure. • Monitoring capital structure and tax management in an integrated manner.

Agus Leman Gunawan

Direktur Bisnis - Relasi / Director of Business - Relations

Tugas dan Tanggung Jawab	Direktur Bisnis - Relasi bertanggung jawab dalam mendukung pengembangan hubungan strategis serta pemantauan dinamika industri, dengan tugas dan tanggung jawab sebagai berikut. • Memantau perkembangan industri dan dinamika pasar yang relevan dengan kegiatan usaha Perseroan. • Menginterpretasikan tren industri serta peluang bisnis yang dapat dimanfaatkan oleh Perseroan. • Menyampaikan analisis dan wawasan strategis kepada Direksi sebagai bahan pengambilan keputusan. • Membangun serta menjaga hubungan yang baik dengan pemangku kepentingan, termasuk asosiasi industri dan mitra strategis.
Duties and Responsibilities	The Director of Business – Relations is responsible for supporting the development of strategic relationships and monitoring industry dynamics, with the following duties and responsibilities. • Monitoring industry developments and market dynamics relevant to the Company's business activities. • Interpreting industry trends and business opportunities that can be utilized by the Company. • Delivering strategic analysis and insights to the Board of Directors as a basis for decision-making. • Establishing and maintaining good relationships with stakeholders, including industry associations and strategic partners.

Felix

Direktur Bisnis Manajemen Entitas Anak / Director of Business - Subsidiary Entity Management

Tugas dan Tanggung Jawab	Direktur Bisnis Manajemen Entitas Anak bertanggung jawab dalam pengelolaan dan pengawasan kinerja Entitas Anak, dengan tugas dan tanggung jawab sebagai berikut. • Mengelola pengawasan dan pengendalian kinerja Entitas Anak secara menyeluruh (*end-to-end*). • Memastikan pencapaian target finansial, operasional, dan strategis pada Entitas Anak. • Mengarahkan pengelolaan Entitas Anak yang baru berkembang atau berskala kecil hingga menengah. • Memastikan pengelolaan Entitas Anak selaras dengan kebijakan dan strategi grup.
Duties and Responsibilities	The Director of Business - Subsidiary Entity Management is responsible for the management and supervision of the performance of Subsidiaries, with the following duties and responsibilities. • Managing supervision and control of Subsidiaries' performance comprehensively (end-to-end). • Ensuring the achievement of financial, operational, and strategic targets of Subsidiaries. • Directing the management of newly developing or small to medium-scale Subsidiaries. • Ensuring that the management of Subsidiaries is aligned with group policies and strategies.

Ir. Dumoly Freddy Pardede

Direktur Bisnis - *Merger & Acquisition* / Director of Business - Merger & Acquisition

Tugas dan Tanggung Jawab	Direktur Bisnis - M&A bertanggung jawab dalam pengembangan usaha melalui kegiatan investasi strategis, dengan tugas dan tanggung jawab sebagai berikut. • Melakukan evaluasi kelayakan terhadap peluang merger dan akuisisi (M&A). • Mengkaji potensi sinergi bisnis dari peluang investasi strategis. • Mengidentifikasi dan mengembangkan peluang usaha baru yang dapat meningkatkan nilai tambah bagi Perseroan. • Memastikan integrasi dan sinergi usaha baru dengan portofolio bisnis Perseroan.
Duties and Responsibilities	The Director of Business - M&A is responsible for business development through strategic investment activities, with the following duties and responsibilities. • Conducting feasibility evaluations of merger and acquisition (M&A) opportunities. • Assessing potential business synergies from strategic investment opportunities. • Identifying and developing new business opportunities that can increase added value for the Company. • Ensuring the integration and synergy of new businesses with the Company's business portfolio.

Tjong Huei Wey

Direktur Manajemen Risiko dan Kepatuhan / Director of Risk Management and Compliance

Tugas dan Tanggung Jawab	Direktur Manajemen Risiko dan Kepatuhan bertanggung jawab dalam memastikan penerapan manajemen risiko, kepatuhan, dan tata kelola secara terintegrasi, dengan tugas dan tanggung jawab sebagai berikut. • Menyusun dan menerapkan kebijakan manajemen risiko serta kepatuhan secara terintegrasi di seluruh entitas grup. • Memastikan efektivitas pengendalian risiko dan kepatuhan terhadap ketentuan Otoritas Jasa Keuangan serta prinsip kehati-hatian. • Mengkoordinasikan proses identifikasi, pemantauan, dan pelaporan risiko serta kepatuhan antar Entitas Anak. • Menyusun laporan konsolidasi risiko dan kepatuhan grup untuk Direksi, Dewan Komisaris, dan Otoritas Jasa Keuangan. • Mendorong penerapan budaya risiko dan kepatuhan (*risk and compliance culture*) di seluruh entitas. • Mengawasi kinerja Satuan Kerja Manajemen Risiko Terintegrasi (SKMRT) dan Satuan Kerja Kepatuhan Terintegrasi (SKKT). • Mengkoordinasikan implementasi GCG secara terintegrasi. • Memastikan kepatuhan terhadap hasil audit dan Otoritas Jasa Keuangan. • Melakukan evaluasi terhadap efektivitas pengendalian dan kepatuhan internal secara grup.
Duties and Responsibilities	The Director of Risk Management and Compliance is responsible for ensuring the implementation of integrated risk management, compliance, and governance, with the following duties and responsibilities. • Formulating and implementing integrated risk management and compliance policies across all group entities. • Ensuring the effectiveness of risk control and compliance with Financial Services Authority regulations and prudential principles. • Coordinating the process of identification, monitoring, and reporting of risks and compliance among Subsidiaries. • Preparing consolidated group risk and compliance reports for the Board of Directors, the Board of Commissioners, and the Financial Services Authority. • Encouraging the implementation of risk and compliance culture across all entities. • Supervising the performance of the Integrated Risk Management Unit (SKMRT) and the Integrated Compliance Unit (SKKT). • Coordinating the implementation of GCG in an integrated manner. • Ensuring compliance with audit results and the Financial Services Authority. • Evaluating the effectiveness of internal control and compliance at the group level.

Lynn Ramli	
Direktur Bisnis *Consumer Finance* / Director of Business Consumer Finance	
Tugas dan Tanggung Jawab	Direktur Bisnis *Consumer Finance* bertanggung jawab dalam pengembangan dan sinergi bisnis pada segmen pembiayaan konsumen, dengan tugas dan tanggung jawab sebagai berikut. • Menetapkan arah dan kebijakan pengembangan bisnis pada segmen *consumer finance*. • Mengkoordinasikan strategi pertumbuhan bisnis antar Entitas Anak yang bergerak di bidang terkait. • Memastikan terciptanya sinergi usaha antar entitas dalam grup. • Memastikan pengembangan usaha dilakukan secara berkelanjutan dan selaras dengan strategi grup.
Duties and Responsibilities	The Director of Business Consumer Finance is responsible for business development and synergy in the consumer financing segment, with the following duties and responsibilities. • Establishing the direction and policies for business development in the consumer finance segment. • Coordinating business growth strategies among Subsidiaries engaged in related sectors. • Ensuring the creation of business synergy among entities within the group. • Ensuring that business development is carried out sustainably and aligned with group strategy.

Direksi juga memegang peran penting dalam penerapan tata kelola berkelanjutan dengan memastikan kegiatan usaha Perseroan berjalan efektif sekaligus memperhatikan dampak sosial dan lingkungan. Selain itu, Direksi bertanggung jawab merumuskan kebijakan, menetapkan arah strategis, serta melaksanakan berbagai inisiatif keberlanjutan sebagai wujud komitmen Perseroan.

Board of Directors also has an important role in implementing sustainable governance by ensuring the Company's business activities are running effectively while considering the social and environmental impacts. The Board of Directors is also responsible to formulate policies, determine strategic direction, and implementing various sustainability initiatives in realizing the commitment of the Company.

Komposisi dan Independensi [ESG-G.01]

Komposisi

Berdasarkan keputusan RUPS Luar Biasa pada 19 Juni 2025, Pemegang Saham menyetujui pengunduran diri Ibu Lili Wijata serta mengangkat Ibu Tjong Huei Wey sebagai Direktur Perseroan yang baru. Selanjutnya, melalui Keputusan RUPS Luar Biasa tanggal 18 November 2025, Perseroan menyetujui pengunduran diri Ibu Ferita serta mengangkat Ibu Lynn Ramli sebagai penggantinya. Pada RUPS yang sama, Perseroan juga mengangkat Bapak Eric Buntoro sebagai Wakil Presiden Direktur Perseroan. Dengan perubahan tersebut, susunan Dewan Komisaris dan Direksi Perseroan per 31 Desember 2025 adalah sebagai berikut.

Composition and Independence [ESG-G.01]

Composition

Based on the Extraordinary GMS resolution dated 19 June 2025, the Shareholders approved the resignation of Mrs. Lili Wijata and appointed Mrs. Tjong Huei Wey as the new Company Director. Furthermore, through the Resolution of the Extraordinary GMS dated 18 November 2025, the Company approved the resignation of Mrs. Ferita and appointed Mrs. Lynn Ramli as her replacement. At the same GMS, the Company also appointed Mr. Eric Buntoro as Vice President Director of the Company. Thus, the composition of the Company's Board of Commissioners and Board of Directors as of 31 December 2025 is as follows.

Nama Name	Jabatan Position	Pertama Kali Menjabat Starting Year
Burhanuddin Abdullah	Direktur Utama President Director	2021
Eric Buntoro	Wakil Presiden Direktur Vice President Director	2025
Agus Leman Gunawan	Direktur Director	2012
Felix	Direktur Director	2021
Ir. Dumoly Freddy Pardede	Direktur Director	2024
Tjong Huei Wey	Direktur Director	2025
Lynn Ramli	Direktur Director	2025

Independensi

Direksi menjalankan pengelolaan Perseroan secara independen dengan memastikan setiap keputusan bisnis bebas dari kepentingan pihak tertentu, dan senantiasa berorientasi pada keberlanjutan usaha Perseroan.

Independence

The Board of Directors performs independent management of the Company by ensuring that all business decision is free from any particular interest, and always oriented toward Company's business sustainability.

Hubungan Afiliasi

Informasi mengenai hubungan afiliasi antara Direksi dengan Dewan Komisaris serta Pemegang Saham Pengendali Perseroan disajikan sebagai berikut.

Affiliation Relationship

Information regarding the affiliation relationship of the Board of Directors with the Company's Board of Commissioners and Controlling Shareholders is presented as follows.

Nama Name	Jabatan Position	Hubungan Keuangan dengan Financial Relationship with						Hubungan Keluarga dengan Family Relationship with					
		Dewan Komisaris Board of Commissioners		Direksi Board of Directors		Pemegang Saham Pengendali Controlling Shareholders		Dewan Komisaris Board of Commissioners		Direksi Board of Directors		Pemegang Saham Pengendali Controlling Shareholders	
		Ya Yes	Tidak No	Ya Yes	Tidak No	Ya Yes	Tidak No	Ya Yes	Tidak No	Ya Yes	Tidak No	Ya Yes	Tidak No
Burhanuddin Abdullah	Direktur Utama President Director	–	✓	–	✓	–	✓	–	✓	–	✓	–	✓
Eric Buntoro	Wakil Direktur Utama Vice President Director	–	✓	–	✓	–	✓	–	✓	–	✓	–	✓
Agus Leman Gunawan	Direktur Director	–	✓	–	✓	–	✓	–	✓	–	✓	–	✓
Felix	Direktur Director	–	✓	–	✓	–	✓	–	✓	–	✓	–	✓
Ir. Dumoly Freddy Pardede	Direktur Director	–	✓	–	✓	–	✓	–	✓	–	✓	–	✓
Tjong Huei Wey	Direktur Director	–	✓	–	✓	–	✓	–	✓	–	✓	–	✓
Lynn Ramli	Direktur Director	–	✓	–	✓	–	✓	–	✓	–	✓	–	✓

Rangkap Jabatan

Mengacu pada POJK No. 33/POJK.04/2014 tentang Direksi dan Dewan Komisaris Emiten atau Perusahaan Publik, anggota Direksi Perseroan diperbolehkan merangkap jabatan dengan ketentuan sebagai berikut.

1. Anggota Direksi paling banyak 1 Emiten atau Perusahaan Publik lain;
2. Anggota Dewan Komisaris paling banyak pada 3 Emiten atau Perusahaan Publik lain; serta
3. Anggota komite paling banyak pada 5 komite di Emiten atau Perusahaan Publik di mana yang bersangkutan juga menjabat sebagai anggota Direksi atau anggota Dewan Komisaris.

Concurrent Position

Referring to POJK No. 33/POJK.04/2014 on the Board of Directors and Board of Commissioners of the Issuer or Public Company, member of the Company's Board of Directors is allowed to hold a concurrent position under the following conditions.

1. Member of the Board of Directors at a maximum of 1 other Issuer or Public Company;
2. Member of the Board of Commissioners at a maximum of 3 other Issuers or Public Companies; and
3. Committee member at a maximum of 5 committees in Issuer or Public Company where the said person also served as a member of the Board of Directors or Board of Commissioners.

Rangkap jabatan hanya dapat dilakukan sepanjang tidak bertentangan dengan peraturan perundang-undangan lainnya.

Informasi mengenai rangkap jabatan anggota Direksi Perseroan disajikan pada bagian Profil Direksi dalam bab Laporan Manajemen Laporan Tahunan ini.

Pelaksanaan Tugas dan Tanggung Jawab

Sepanjang tahun 2025, Direksi menjalankan tugas dan tanggung jawabnya yang mencakup hal-hal berikut.

1. Memimpin dan mengurus Perseroan untuk mencapai tujuan perusahaan, sesuai dengan tanggung jawab dan kewenangan Direksi, sebagaimana diatur dalam Anggaran Dasar dan peraturan yang berlaku.
2. Menyusun *Annual Business Plan* 2024 yang berisikan pedoman dan target kerja Perseroan untuk tahun 2024, kemudian menyampaikannya kepada Dewan Komisaris untuk pemberian persetujuan.
3. Memastikan Perseroan melaksanakan tata kelola perusahaan sesuai dengan prinsip-prinsip GCG, Anggaran Dasar Perseroan, peraturan pasar modal lain, serta peraturan perundang-undangan di setiap kegiatan usaha Perseroan.
4. Menguasai dan mengembangkan sistem pengendalian internal yang efektif dan memastikan penerapannya telah berjalan aman untuk mencapai tujuan yang ditetapkan Perseroan.
5. Mengelola temuan audit dan rekomendasi dari Audit Internal, auditor eksternal, serta hasil pengawasan Otoritas Jasa Keuangan.
6. Memperbarui dan mengevaluasi ketentuan dan peraturan perusahaan agar selalu *update* dengan perubahan dan peraturan, baik peraturan internal maupun peraturan eksternal.
7. Memanfaatkan secara optimal seluruh sumber daya yang dimiliki untuk pengembangan Perseroan.
8. Menjalin kerja sama serta menjaga hubungan baik dengan seluruh pemangku kepentingan.

Rapat [ESG-G.02]

Rapat Direksi dilaksanakan secara rutin paling sedikit 1 kali dalam sebulan, sedangkan rapat gabungan dengan Dewan Komisaris diadakan sekurang-kurangnya 1 kali dalam 4 bulan. Tingkat kehadiran setiap anggota Direksi sepanjang tahun 2025 disajikan sebagai berikut.

Concurrent position can only be held provided that it is not conflicting with other prevailing laws and regulations.

Information regarding concurrent position of members of the Company's Board of Directors is available in Board of Directors Profile section in the Management Report chapter of this Annual Report.

Implementation of Duties and Responsibilities

Throughout 2025, the Board of Directors has conducted its duties and responsibilities which include the following.

1. Lead and manage the Company to achieve its goals, in line with the responsibilities and authorities of the Board of Directors, as regulated in the Articles of Association and prevailing regulations.
2. Prepare the Annual Business Plan 2024 containing the Company's guidelines and work targets for 2024, and submit it to the Board of Commissioners for approval.
3. Ensure that the Company implements corporate governance in line with the GCG principles, the Company's Articles of Association, other capital market regulations, and laws and regulations in every business activity of the Company.
4. Master and develop an effective internal control system and ensure that its implementation has run safely to achieve the goals set by the Company.
5. Manage audit findings and recommendations from Internal Audit, external auditor, and supervisory result of the Financial Services Authority.
6. Update and evaluate the provisions and regulations of the company to be constantly updated with the changes and regulations, both internal and external regulations.
7. Make optimal use of all the resources owned for the development of the Company.
8. Establish cooperation and maintain a good relationship with all stakeholders.

Meeting [ESG-G.02]

The Board of Directors held regular meeting at least once a month, while joint meeting with the Board of Commissioners is held at least once every 4 months. The meeting attendance rate of each member of the Board of Directors throughout 2025 is presented as follows.

Nama Name	Jabatan Position	Rapat Internal Direksi Board of Directors Internal Meeting			Rapat Gabungan dengan Dewan Komisaris Joint Meeting with the Board of Commissioners		
		Total Rapat Total Meeting	Total Kehadiran Total Attendance	Tingkat Kehadiran Attendance Rate (%)	Total Rapat Total Meeting	Total Kehadiran Total Attendance	Tingkat Kehadiran Attendance Rate (%)
Burhanuddin Abdullah	Direktur Utama President Director	12	12	100.00	4	4	100.00
Eric Buntoro[1]	Wakil Direktur Utama Vice President Director	1	1	100.00	1	1	100.00
Agus Leman Gunawan	Direktur Director	12	12	100.00	4	4	100.00
Felix	Direktur Director	12	12	100.00	4	4	100.00
Ferita[2]	Direktur Director	10	10	100.00	3	3	100.00
Ir. Dumoly Freddy Pardede	Direktur Director	12	12	100.00	4	4	100.00
Tjong Huei Wey[3]	Direktur Director	5	5	100.00	2	2	100.00
Lynn Ramli[1]	Direktur Director	1	1	100.00	1	1	100.00
Rata-Rata Kehadiran (%) **Average Attendance (%)**				100.00			100.00

1) Efektif menjabat sejak 18 November 2025. / Effective since 18 November 2025.
2) Efektif mengundurkan diri pada 18 November 2025. / Resigned effective 18 November 2025.
3) Efektif menjabat sejak 19 Juni 2025. / Effective since 19 June 2025.

Seluruh agenda penting dan keputusan rapat Direksi dituangkan dalam Risalah Rapat yang ditandatangani oleh pimpinan rapat bersama peserta yang hadir, kemudian disampaikan kepada seluruh anggota Direksi, termasuk yang berhalangan hadir.

All of the important agenda and resolutions from the Board of Directors meeting are recorded in the Minutes of Meeting, signed by the meeting chairman and the attending participants to be later distributed to all Board of Directors members, including those who were absent.

Pengembangan Kompetensi [ESG-G.05]

Perseroan memberikan dukungan penuh bagi Direksi dalam mengembangkan wawasan dan keahliannya, sejalan dengan tuntutan perkembangan bisnis. Berbagai program pembekalan, mulai dari seminar hingga pelatihan eksternal, diikuti oleh anggota Direksi sepanjang tahun 2025 dengan rincian sebagai berikut.

Competency Development [ESG-G.05]

The Company fully supports the Board of Directors to develop its insight and expertise, in line with evolving business demand. Various competency development program, ranging from seminars to external trainings, were participated by members of the Board of Directors throughout 2025 with details as follows.

Nama Name	Jabatan Position	Program Pengembangan Kompetensi Competency Development Program	Penyelenggara Organizer	Waktu dan Tempat Time and Venue
Felix	Direktur Director	**Seminar Nasional *Resilience and Turnaround: Indonesia's Economic Direction*** **National Seminar on Resilience and Turnaround: Indonesia's Economic Direction**	Asosiasi Perusahaan Pembiayaan Indonesia (APPI) Indonesian Financing Companies Association (APPI)	Jakarta, 28 Oktober 2025 Jakarta, 28 October 2025

Nama Name	Jabatan Position	Program Pengembangan Kompetensi Competency Development Program	Penyelenggara Organizer	Waktu dan Tempat Time and Venue
Tjong Huei Wey	Direktur Director	**Corporate Financial Decision – Making for Value Creation**	The University of Melbourne	Online, 9 Mei 2025 Online, 9 May 2025
		Webinar Anti-*Fraud* "*Survey Fraud* Indonesia 2025" Anti-Fraud Webinar "Fraud Indonesia Survey 2025"	Association of Certified Fraud Examiners (ACFE)	Online, 26 Juli 2025 Online, 26 July 2025
		Decoding Friendly Fraud : Strategis for Financial Institution to Combat Emerging Risks	Association of Certified Fraud Examiners (ACFE)	Online, 29 Juli 2025 Online, 29 July 2025
		Digital Transformation for Agile Organizations	Duke Corporate Education	Online, 17 Agustus 2025 Online, 17 August 2025
		Organisational Design: Know Your Organisation	Macquarie University Syney - Australia	Online, 17 Agustus 2025 Online, 17 August 2025
		Overcoming Challenges with Cross-Border Asset Tracing and Recovery	Association of Certified Fraud Examiners (ACFE)	Online, 28 Agustus 2025 Online, 28 August 2025
		Detecting Fraud with Data Analytics	Association of Certified Fraud Examiners (ACFE)	Online, 24-25 September 2025 Online, 24-25 September 2025
Lynn Ramli	Direktur Director	**"Strategi Usaha dan Tata Kelola Perlindungan Konsumen di Tengah Ketidakpastian Global" *Refreshment Training for Direcorate Level Certification – Multifinance*** "Business Strategy and Consumer Protection Governance Amidst Global Uncertainties" Refreshment Training for Directorate Level Certification – Multifinance	Asosiasi Perusahaan Pembiayaan Indonesia (APPI) Indonesian Financing Companies Association (APPI)	Jakarta, 28 April 2025 Jakarta, 28 April 2025
		Governance, Risk and Compliance "Concept and Practices in Financing Company"	PT Busan Auto Finance	Jakarta, 18 Juli 2025 Jakarta, 18 July 2025
		"Economic Outlook" Refreshment Training for Directorate Level Certification – Multifinance Companies	Asosiasi Perusahaan Pembiayaan Indonesia (APPI) Indonesian Financing Companies Association (APPI)	Jakarta, 2 September 2025 Jakarta, 2 September 2025

Penilaian Kinerja [ESG-G.04]

Prosedur, Kriteria, dan Pihak yang Melakukan Penilaian

Evaluasi kinerja Direksi dilakukan sekurang-kurangnya sekali dalam setahun melalui mekanisme *self-assessment* dengan dukungan Komite Nominasi dan Remunerasi. Hasil evaluasi tersebut dilaporkan kepada Pemegang Saham dalam RUPS bersama Laporan Pengawasan Dewan Komisaris, Laporan Pelaksanaan Tugas Direksi, Laporan Tahunan, dan Laporan Keuangan Perseroan.

Hasil Penilaian Kinerja

Berdasarkan hasil penilaian tahun 2025, Direksi dinilai telah menjalankan tugas dan tanggung jawabnya secara efektif sesuai dengan Anggaran Dasar, *Board Manual*, serta ketentuan peraturan yang berlaku. Hasil penilaian tersebut menjadi dasar bagi:

1. Pertimbangan Pemegang Saham sebelum memberikan pembebasan tanggung jawab sepenuhnya (*volledig acquit et de charge*);
2. Upaya peningkatan kinerja Direksi pada tahun berikutnya, khususnya dalam pengawasan kegiatan usaha dan penerapan GCG di Perseroan; serta
3. Penetapan besaran remunerasi.

Performance Assessment [ESG-G.04]

Procedure, Criteria, and Assessor

The performance evaluation of the Board of Directors is conducted annually via self-assessment mechanism, supported by Nomination and Remuneration Committee. The evaluation result is reported to Shareholders at the GMS, along with the submission of Board of Commissioners' Supervisory Report, Board of Directors' Implementation of Duties Report, and the Company's Annual Report and Financial Report.

Performance Assessment Result

Based on the 2025 assessment result, Board of Directors has done its duties and responsibilities effectively, in line with Articles of Association, Board Manual, as well as the applicable regulations. The assessment result is used as:

1. Basis of consideration for Shareholders before granting a full release of responsibilities (*volledig acquit et de charge*);
2. Effort to improve the performance of the Board of Directors in the following year, particularly related to monitoring of business activities and GCG implementation in the Company; and
3. Basis for determining the remuneration amount.

Penilaian Kinerja Organ Pendukung Direksi

Direksi melakukan evaluasi berkala terhadap kinerja organ pendukungnya, yaitu Sekretaris Perusahaan dan Audit Internal, dengan mempertimbangkan pelaksanaan tugas dan tanggung jawab selama tahun buku berjalan. Berdasarkan hasil evaluasi tahun 2025, keduanya dinilai telah melaksanakan perannya secara efektif dan mendukung kelancaran fungsi pengelolaan Perseroan oleh Direksi.

Performance Assessment of Board of Directors Supporting Organ

The Board of Directors periodically assesses the performance of its supporting organs, namely the Corporate Secretary and Internal Audit by considering the implementation of duties and responsibilities throughout the financial year. Based on the 2025 performance assessment results, both organs were considered to perform their duties effectively and support the smooth management function of the Company by Board of Directors.

Informasi tentang Komite di Bawah Direksi

Sampai dengan akhir tahun 2025, Perseroan belum membentuk komite di bawah Direksi. Dengan demikian, tidak tersedia informasi mengenai kegiatan maupun hasil evaluasi kinerja atas komite tersebut.

Information about Committee Under the Board of Directors

Until the end of 2025, the Company has not formed any committee under the Board of Directors. Therefore, there is no information on the implementation of duties and performance assessment of such committee.

Kebijakan Nominasi dan Remunerasi Dewan Komisaris dan Direksi

Board of Commissioners and Board of Directors Nomination and Remuneration Policy

Kriteria dan Prosedur Nominasi Dewan Komisaris dan Direksi [ESG-G.06]

Perseroan memastikan bahwa proses nominasi anggota Dewan Komisaris dan Direksi dilaksanakan secara transparan, profesional, dan sesuai dengan prinsip GCG. Dalam penetapan kriteria, Perseroan berpedoman pada POJK No. 33/POJK.04/2014 tentang Direksi dan Dewan Komisaris Emiten atau Perusahaan Publik, dengan mempertimbangkan aspek integritas, kompetensi, pengalaman, keberagaman keahlian, pemahaman tata kelola, serta kepedulian terhadap isu keberlanjutan. Proses nominasi dilakukan secara terstruktur melalui Dewan Komisaris berdasarkan rekomendasi Komite Nominasi dan Remunerasi, kemudian diajukan kepada RUPS untuk memperoleh persetujuan. Dengan mekanisme ini, Perseroan memastikan bahwa individu yang terpilih memiliki kapasitas kepemimpinan, mampu memberikan arahan strategis, mengelola risiko secara efektif, serta mendukung pertumbuhan jangka panjang yang berkelanjutan.

Nomination Criteria and Procedure of the Board of Commissioners and Board of Directors [ESG-G.06]

The Company ensures the nomination process of members of the Board of Commissioners and Board of Directors is carried out transparently, professionally and in line with the GCG principles. In establishing the criteria, the Company refers to POJK No. 33/POJK.04/2014 on the Board of Directors and Board of Commissioners of the Issuer or Public Company, by considering the aspect of integrity, competency, experience, diversity of skills, understanding of governance, as well as awareness of sustainability issue. The nomination process is conducted structurally through the Board of Commissioners based on recommendations from Nomination and Remuneration Committee, then submitted to the GMS for approval. With this mechanism, the Company ensures that the selected individual has leadership capacity, capable to provide strategic directive, managing risks effectively, as well as supporting a long-term sustainable growth.

Remunerasi Dewan Komisaris dan Direksi

Prosedur dan Dasar Penetapan Remunerasi

Penetapan remunerasi dan fasilitas lainnya bagi Dewan Komisaris dan Direksi menjadi kewenangan Pemegang Saham melalui RUPS, namun dapat dilimpahkan sesuai mandat RUPS. Dalam RUPS Tahunan 19 Juni 2025, kewenangan tersebut diberikan kepada Komite Nominasi dan Remunerasi untuk menetapkan remunerasi dengan memperhatikan aspek-aspek berikut.

1. Hasil penilaian kinerja masing-masing anggota Dewan Komisaris dan Direksi.
2. Kajian yang dilakukan oleh Dewan Komisaris terkait remunerasi.
3. Kondisi dan kemampuan keuangan Perseroan.

Struktur dan Besaran Remunerasi

Struktur remunerasi yang diterima oleh Dewan Komisaris dan Direksi, terdiri dari:

1. Remunerasi tetap, yaitu remunerasi yang tidak dikaitkan dengan kinerja dan risiko, seperti gaji pokok, tunjangan hari raya (THR), asuransi kesehatan dan BPJS Ketenagakerjaan, serta fasilitas lain berupa transportasi dan komunikasi; serta

2. Remunerasi variabel, yaitu remunerasi yang dikaitkan dengan kinerja dan risiko, di antaranya bonus.

Penetapan besaran remunerasi dilakukan dengan mempertimbangkan kinerja Dewan Komisaris dan Direksi, serta disampaikan kepada Dewan Komisaris sebagai bagian dari proses evaluasi.

Board of Commissioners and Board of Directors Remuneration

Basic Procedure for Determining Remuneration

Determination of remuneration and other facilities for the Board of Commissioners and Board of Directors is the authority of Shareholders through GMS, but it may be delegated with GMS mandate. In the Annual GMS dated 19 June 2025, the authority was delegated to the Nomination and Remuneration Committee to determine the remuneration by considering these aspects.

1. Performance assessment result of each member of the Board of Commissioners and Board of Directors.
2. Similar review conducted by the Board of Commissioners on remuneration.
3. The Company's financial condition and capability.

Structure and Remuneration Amount

The Remuneration structure received by the Board of Commissioners and Board of Directors consist of:

1. Fixed remuneration, i.e. remuneration unrelated to performance and risk, such as basic salary, religious holiday allowance (THR), health insurance, Employment Insurance (BPJS Ketenagakerjaan), and other facilities such as transportation and communication; and
2. Variable remuneration, i.e. remuneration related to performance and risk, such as bonus.

The remuneration amount is determined by considering the performance of Board of Commissioners and Board of Directors, as well as presented to the Board of Commissioners as part of the evaluation process.

Total Remunerasi dan Fasilitas Lain	Total yang Diterima / Total Received				Total Remuneration and Other Facilities
	Dewan Komisaris / Board of Commissioners		Direksi / Board of Directors		
	Total Orang / Total Persons	Dalam Jutaan Rupiah / In Million Rupiah	Total Orang / Total Persons	Dalam Jutaan Rupiah / In Million Rupiah	
	Remunerasi / Remuneration				
Gaji	1	1,339	4	7,375	Salary

Catatan / Note:
2 Komisaris dan 3 Direktur menerima remunerasi dari Entitas Anak. / 2 Commissioners and 3 Directors receive remuneration from Subsidiaries.

Komite Audit
Audit Committee

Komite Audit dibentuk oleh Dewan Komisaris sebagai wujud komitmen Perseroan dalam menerapkan prinsip GCG. Komite ini bertugas memberikan dukungan kepada Dewan Komisaris dalam menilai keandalan laporan keuangan, meninjau efektivitas sistem pengendalian internal, serta memastikan Direksi melaksanakan tugas sesuai dengan ketentuan yang berlaku.

The Board of Commissioners established the Audit Committee to realize Company's commitment in implementing GCG principles. This committee is tasked of assisting the Board of Commissioners to assess reliability of financial report, review the effectiveness of internal control system, and ensure the Board of Directors carry out its duties according to the applicable regulations.

Pedoman Kerja

Komite Audit melaksanakan tugasnya berdasarkan Piagam Komite Audit yang berlaku, dengan pembaruan terakhir pada 2 Januari 2020. Piagam tersebut mengatur mengenai:
1. Dasar dan Tujuan Pembentukan;
2. Organisasi dan Masa Kerja;
3. Tugas dan Wewenang;
4. Rapat dan Pelaporan; serta
5. Anggaran.

Guidelines

The Audit Committee carried out its duties based on the Audit Committee Charter, which is latest updated on 2 January 2020. The Charter regulates the following:
1. Establishment Basis and Objective;
2. Organization and Period of Service;
3. Duties and Authorities;
4. Meeting and Reporting; and
5. Budget.

Tugas dan Tanggung Jawab

Komite Audit Perseroan memiliki tugas dan tanggung jawab atas hal-hal berikut.
1. Terkait Audit Internal
   a. Mengkaji ulang dan menyetujui Piagam Audit Internal (*Internal Audit Charter*);
   b. Menerima rangkuman laporan yang dibuat dan diberikan oleh Unit Internal Audit kepada Manajemen serta tanggapan Manajemen terhadap rangkuman laporan tersebut;
   c. Mengadakan pertemuan secara rutin dengan Audit Internal untuk membahas temuan-temuan Audit Internal;
   d. Mengkaji ulang dan memberi masukan atas Program Kerja Pemeriksaan Tahunan yang disusun oleh Unit Internal Audit secara berkala pada awal tahun;
   e. Mengkaji ulang aktivitas, struktur organisasi dan kualifikasi personel Audit Internal untuk memastikan bahwa Audit Internal dapat bekerja secara independen dan objektif sesuai dengan standar audit yang berlaku;
   f. Melakukan penelaahan atas efektivitas fungsi audit internal; serta
   g. Menelaah dan memberikan saran kepada Dewan Komisaris terkait dengan adanya potensi benturan kepentingan Perseroan.
2. Terkait Auditor Eksternal
   a. Memberikan rekomendasi kepada Dewan Komisaris mengenai pemilihan dan pemberhentian auditor eksternal;

Duties and Responsibilities

The Company's Audit Committee has the following duties and responsibilities.
1. Related to Internal Audit
   a. To review and approve the Internal Audit Charter;
   b. To receive the summary report prepared and submitted by the Internal Audit Unit to the Management and the Management's response to the summary report;
   c. To conduct a regular meeting with the Internal Audit to discuss Internal Audit findings;
   d. To review and give input on the Annual Audit Work Program periodically prepared by the Internal Audit Unit at the beginning of the year;
   e. To review the activities, organization structure, and qualifications of Internal Audit personnel to ensure that the Internal Audit can work independently and objectively in line with the prevailing audit standards;
   f. To review the effectivity of the internal audit function; and
   g. To review and advise the Board of Commissioners on the potential conflict of interest in the Company.
2. Related to External Auditor
   a. To give a recommendation to the Board of Commissioners on the appointment and dismissal of an external auditor;

b. Menelaah rencana audit termasuk ruang lingkup, prosedur, dan ketentuan-ketentuan audit;
c. Memantau pembahasan temuan audit oleh auditor eksternal dengan Manajemen. Jika terdapat perbedaan antara auditor eksternal dan Manajemen atas jasa yang diberikan, maka Komite Audit memberikan pendapat independen; serta
d. Melakukan penelaahan atas efektivitas pelaksanaan fungsi audit eksternal.

3. Terkait Laporan Keuangan
   a. Membahas dan mendiskusikan Laporan Keuangan Perseroan dengan auditor eksternal serta prinsip dan praktik akuntansi dan pelaporan yang diterapkan Perseroan dalam menyajikan Laporan Keuangan untuk memastikan pemenuhan dari pedoman standar akuntansi keuangan (PSAK) yang berlaku;
   b. Mendorong agar Laporan Keuangan yang telah diaudit untuk dilaporkan kepada Bursa Efek Indonesia atau Otoritas Jasa Keuangan atau institusi-institusi lainnya tepat waktu dan sesuai dengan ketentuan dalam peraturan yang berlaku; serta
   c. Mendiskusikan dengan Dewan Komisaris dan Manajemen mengenai informasi penting atau material untuk diungkapkan kepada publik, seperti pers, analis, dan perusahaan peringkat.
4. Menelaah kepatuhan Perseroan terhadap peraturan perundang-undangan di bidang pasar modal dan peraturan perundang-undangan yang terkait dengan operasi Perseroan dan manajemen telah melaksanakan GCG.
5. Mengkaji ulang terhadap proses identifikasi risiko dan pelaksanaan manajemen risiko yang dilakukan oleh Manajemen dan dampaknya terhadap Laporan Keuangan serta rencana-rencana untuk meminimalkan risiko-risiko tersebut.
6. Terkait pengaduan pihak ketiga
   a. Menelaah pengaduan pihak ketiga dan meneruskannya kepada pihak yang berkepentingan;
   b. Memantau tindak lanjut pengaduan yang berkaitan dengan Perseroan;
   c. Syarat Pengaduan:
      1) Disampaikan secara tertulis;
      2) Jika pelapor menyebutkan identitasnya, Komite Audit wajib merahasiakan jati diri pelapor; serta
      3) Laporan mengenai penyimpangan standar akuntansi, kelemahan pengendalian internal, *fraud*, serta perilaku Manajemen yang tidak terpuji yang dapat mengganggu operasi Perseroan;
   d. Dalam menangani pengaduan yang disampaikan pihak ketiga, Komite Audit dapat meminta dilakukan audit investigasi dengan bekerja sama dengan Manajemen,

b. To review the audit plan, including the scope, procedures, and provisions of the audit;
c. To monitor the discussion of audit findings from external auditor with the Management. The Audit Committee is to give an independent opinion if there is a discrepancy between the external auditor and the Management on the services provided; and
d. To review the effectivity of the external audit function.

3. Related to Financial Report
   a. To discuss with the external auditor, the Company Financial Report, accounting practice, and principles, and reporting adopted by the Company to present the Financial Report to ensure its compliance with the prevailing financial accounting standard (PSAK);
   b. To encourage the audited Financial Report to be submitted to the Indonesia Stock Exchange, Financial Services Authority, or other institutions in a timely manner and in line with the prevailing regulations; and
   c. To discuss with the Board of Commissioners and the Management, important or material information to be disclosed to the public, such as the press, analysts, and rating agencies.
4. To review the Company's compliance with the laws and regulations related to the capital market and the laws and regulations related to Company's operations, and the management's implementation of GCG.
5. To review the risk identification process and risk management implementation carried out by the Management and its impact on the Financial Report and plans to minimize the risks.
6. Related to third-party complaints
   a. To review third-party complaints and to relay the complaints to the authorized party;
   b. To monitor follow-up actions on any complaints related to the Company;
   c. Requirement to raise complaints:
      1) Complaints are submitted in writing;
      2) The Audit Committee is obliged to conceal the reporter's identity, if there is any; and
      3) Report on the deviation of the accounting standard, internal control weakness, fraud, and Management's inappropriate behavior that may disrupt the Company's operations;
   d. In handling the third-party complaints, the Audit Committee may request an audit investigation to be conducted by collaborating with the Management,

Audit Internal, atau tenaga ahli dari luar Perseroan yang independen; serta
e. Melaporkan hasil penelaahan kepada Dewan Komisaris dan memantau tidak lanjut hasil penelaahan bila diminta oleh Dewan Komisaris.

7. Tugas lainnya
   a. Melaksanakan tugas-tugas pengawasan lain sesuai dengan permintaan Dewan Komisaris;
   b. Mengkaji ulang Piagam Kerja sesuai dengan kebutuhan dan mengusulkan perubahannya kepada Dewan Komisaris untuk mendapatkan persetujuan;
   c. Melakukan evaluasi terhadap kinerja Komite Audit dan para anggotanya secara berkala; serta
   d. Menjaga kerahasiaan dokumen, data, dan informasi Perseroan.

Selain itu, Komite Audit Perseroan dalam menjalankan tugas dan tanggung jawabnya memiliki kewenangan untuk:

1. Mengakses dokumen, data, dan informasi Perseroan tentang karyawan, dana, aset, dan sumber daya Perseroan yang diperlukan serta berkaitan dengan pelaksanaan tugasnya;
2. Melakukan komunikasi langsung dengan karyawan, termasuk Direksi dan pihak yang menjalankan fungsi audit internal, manajemen risiko, dan akuntan, terkait tugas dan tanggung jawab Komite Audit;
3. Melibatkan pihak independen di luar anggota Komite Audit yang diperlukan untuk membantu pelaksanaan tugas (jika diperlukan);
4. Melakukan kewenangan lain yang ditugaskan oleh Dewan Komisaris; serta
5. Dalam melakukan kewenangannya, Komite Audit bekerja sama dengan unit-unit terkait.

Internal Audit, or independent expert from outside the Company; and
e. To report the review result to the Board of Commissioners and to monitor the follow-up if required by the Board of Commissioners.

7. Other duties
   a. To carry out other supervisory duties as required by the Board of Commissioners;
   b. To review the Work Charter as needed and to propose related changes for the Board of Commissioners' approval;
   c. To conduct a periodic evaluation of the performance of the Audit Committee and its member; and
   d. To maintain the confidentiality of the Company's documents, data, and information.

In carrying out its duties and responsibilities, the Company's Audit Committee has the authorities to:

1. Access the Company's documents, data, and information about the Company's employees, funds, assets, and resources which are required and related to performing its duties;
2. Communicate directly to the employee, including the Board of Directors and parties performing internal audit function, risk management, and accountant, related to the Audit Committee duties and responsibilities;
3. Engage an independent party outside the Audit Committee member to assist the Committee in performing its duties (if required);
4. Perform other authorities assigned by the Board of Commissioners; and
5. In exercising its authority, the Audit Committee collaborates with other related units.

Komposisi dan Independensi

Komposisi

Komite Audit beranggotakan minimal 3 orang, terdiri atas seorang Komisaris Independen yang menjabat sebagai ketua serta anggota independen lainnya yang dipilih berdasarkan kompetensi dan pengalaman di bidang akuntansi dan/atau keuangan, serta memiliki pemahaman memadai mengenai prinsip tata kelola perusahaan. Rincian komposisi dan profil Komite Audit Perseroan per 31 Desember 2025 disajikan berikut.

Composition and Independence

Composition

The Audit Committee consists of at least 3 members, namely one Independent Commissioner as Chairman and the remaining independent parties selected according to their competencies and experience in accounting and/or finance, as well as having good knowledge about corporate governance principle. The Company's Audit Committee composition and profile as of 31 December 2025 is presented as follows.

Robinson Simbolon	
Ketua Komite Audit / Audit Committee Chairman	
Periode dan Dasar Pengangkatan / Period of Service and Basis of Appointment	
Sejak 14 Juni 2022, berdasarkan Akta Berita Acara Rapat Umum Pemegang Saham Luar Biasa No. 56 tanggal 14 Juni 2022 dengan masa tugas tidak lebih lama dari masa jabatan Dewan Komisaris sebagaimana diatur dalam Anggaran Dasar.	Since 14 June 2022, based on the Deed of Minutes of the Extraordinary General Meeting of Shareholders No. 56 dated 14 June 2022, with a term of office no longer than the tenure of the Board of Commissioners as stipulated in the Articles of Association.
Profil dapat dilihat pada bagian Profil Dewan Komisaris di bab Laporan Manajemen dalam Laporan Tahunan ini. **His profile can be seen in the Board of Commissioners' Profile under the Management Report chapter of this Annual Report.**	



HALIM ALAMSYAH

Anggota Komite Audit
Audit Committee Member

Warga Negara Indonesia, berusia 68 tahun, berdomisili di Jakarta.
Indonesian Citizen, 68 years old, domiciled in Jakarta.

Riwayat Pendidikan

Sarjana Ekonomi, jurusan Manajemen Perusahaan, Fakultas Ekonomi, Universitas Islam Indonesia, Yogyakarta (1980) dan Sarjana Hukum, jurusan Hukum Agraria, Fakultas Hukum, Universitas Gadjah Mada (1981). Kemudian, melanjutkan pendidikan *Master of Arts in Development Economics*, Boston University, Massachussets (1985), dan Doktor Ilmu Ekonomi, Fakultas Ekonomi, Universitas Indonesia (2008).

Riwayat Jabatan di Perseroan

Menjabat sebagai anggota Komite Sejak 14 Juni 2022 berdasarkan Akta Berita Acara Rapat Umum Pemegang Saham Luar Biasa No. 56 tanggal 14 Juni 2022 dengan masa tugas tidak lebih lama dari masa jabatan Dewan Komisaris sebagaimana diatur dalam Anggaran Dasar.

Pengalaman Kerja

Memulai karier pada berbagai jabatan di Bank Indonesia, meliputi Staf Analis Kredit, Urusan Kredit Koperasi (1982-1983), berbagai jabatan di Direktorat Riset Ekonomi dan Moneter (1985-2000), Dewan Redaksi Majalah "Gema Korps" (1995-1998), Kepala Biro Gubernur Bank Indonesia (2000-2002), *Editorial Board Bulletin of Economics, Monetary, and Banking* (2000-2015), Direktur Pusat Pendidikan dan Studi Kebanksentralan (2002), Direktur Direktorat Riset Ekonomi dan Moneter (2003-2005), Direktur Direktorat Perencanaan Strategis dan Hubungan Masyarakat (2005-2006), Direktur Direktorat Statistik dan Moneter (2006-2007), Direktur Direktorat Penelitian dan Pengaturan Perbankan Bank Indonesia (2007-2010), serta Deputi Gubernur Bidang Pengawasan Bank, Pengendalian Moneter, dan Perkreditan (2010-2015). Kemudian, menempati posisi sebagai Ketua Ikatan Sarjana Ekonomi Indonesia Jakarta Raya (2010-2020) dan Ketua Dewan Komisioner Lembaga Penjamin Simpanan (2015-2020).

Rangkap Jabatan

Pengurus Pusat Ikatan Sarjana Ekonomi Indonesia (sejak 2005) dan Editorial *Board Journal of Islamic, Monetary, Economics, and Finance* Bank Indonesia (sejak 2020).

Hubungan Afiliasi

Tidak memiliki hubungan keuangan, kepengurusan, dan kekeluargaan dengan anggota Dewan Komisaris, Direksi, serta Pemegang Saham Utama dan Pengendali.

Educational Background

Bachelor of Economics, majoring in Corporate Management, Faculty of Economics, Universitas Islam Indonesia, Yogyakarta (1980) and Bachelor of Law, majoring in Agrarian Law, Faculty of Law, Universitas Gadjah Mada (1981). Then, he continued his education with a Master of Arts in Development Economics, Boston University, Massachusetts (1985) and a Doctor of Economics, Faculty of Economics, Universitas Indonesia (2008).

List of Positions Held in Company

Serving as a committee member since 14 June 2022, based on the Deed of Minutes of the Extraordinary General Meeting of Shareholders No. 56 dated 14 June 2022, with a term of office no longer than the tenure of the Board of Commissioners as stipulated in the Articles of Association.

Work Experience

He started his career in various positions at Bank Indonesia, including Staff of Credit Analyst, Credit Cooperative Affairs (1982-1983), multiple positions at the Directorate of Economic and Monetary Research (1985-2000), Editorial Board of "Gema Korps" Magazine (1995-1998), Head of Bureau of the Governor of Bank Indonesia (2000-2002), Editorial Board Bulletin of Economics, Monetary, and Banking (2000-2015), Director of the Center for Education and Central Banking Studies (2002), Director of the Economic and Monetary Research Directorate (2003-2005), Director of the Strategic Planning and Public Relations Directorate (2005-2006), Director of the Statistics and Monetary Directorate (2006-2007), Director of the Banking Research and Regulation Directorate of Bank Indonesia (2007-2010), and Deputy Governor of Bank Supervision, Monetary Control, and Credit (2010-2015). Then, he served as Chairman of the Greater Jakarta Indonesian Economic Bachelors Association (2010-2020) and Chairman of the Board of Commissioners of the Deposit Insurance Corporation (2015-2020).

Concurrent Position

Central Board of the Indonesian Bachelor of Economics Association (since 2005) and the Editorial Board of the Journal of Islamic, Monetary, Economics, and Finance of Bank Indonesia (since 2020).

Affiliation Relationship

He has no financial, management, and family relationships with the members of the Board of Commissioners, Board of Directors, and Main and Controlling Shareholders.



NURHAIDA

Anggota Komite Audit
Audit Committee Member

Warga Negara Indonesia, berusia 66 tahun, berdomisili di Jakarta.
Indonesian Citizen, 66 years old, domiciled in Jakarta.

Riwayat Pendidikan

Sarjana Kimia Tekstil Institut Teknologi Tekstil Bandung (1985) dan *Master Business Administration* Indiana University, Bloomington, United States (1995).

Educational Background

Bachelor of Textile Chemistry, Institut Teknologi Tekstil Bandung (1985) and Master Business Administration, Indiana University, Bloomington, United States (1995).

Riwayat Jabatan di Perseroan

Menjabat sebagai anggota Komite Audit sejak 27 Juni 2023 berdasarkan Akta Berita Acara Rapat Umum Pemegang Saham Luar Biasa No. 130 tanggal 27 Juni 2023 dengan masa tugas tidak lebih lama dari masa jabatan Dewan Komisaris sebagaimana diatur dalam Anggaran Dasar.

List of Positions Held in Company

Served as a member of the Audit Committee since 27 June 2023, based on the Deed of Minutes of the Extraordinary General Meeting of Shareholders No. 130 dated 27 June 2023, with a term of office no longer than the tenure of the Board of Commissioners as stipulated in the Articles of Association.

Pengalaman Kerja

Beliau memulai karier di Badan Pengawas Pasar Modal dan Lembaga Keuangan (Bapepam-LK) melalui sejumlah jabatan (1989-2006), Kepala Biro Penilaian Keuangan Perusahaan Sektor Riil (2006-2008), dan Kepala Biro Transaksi dan Lembaga Efek (2008-2011). Kemudian, beliau melanjutkan karier sebagai Staf Ahli Bidang Kebijakan dan Regulasi Jasa Keuangan dan Pasar Modal Kementerian Keuangan Republik Indonesia (2011). Selanjutnya, menjabat sebagai Pelaksana Tugas Ketua Badan Pengawas Pasar Modal (2011), Ketua Badan Pengawas Pasar Modal (2011-2012), Kepala Eksekutif Pengawas Pasar Modal (2012-2017), dan Wakil Ketua Dewan Komisioner Otoritas Jasa Keuangan (2017-2022).

Work Experience

Started her career at the Capital Market and Financial Institutions Supervisory Agency (Bapepam-LK) through several positions (1989-2006), Head of Real Sector Companies Financial Assessment Bureau (2006-2008), and Head of Transaction Bureau and Securities Institution (2008-2011). Then, she continued her career as Expert Staff of Policies and Regulations of the Financial Services and Capital Market, Ministry of Finance of the Republic of Indonesia (2011). Next, she served as Acting Chair of the Capital Market Supervisory Agency (2011), Head of Capital Market Supervisory Agency (2011-2012), Chief Executive of Capital Market Supervision (2012-2017), and Deputy Chair of the Board of Commissioners of Financial Services Authority (2017-2022).

Rangkap Jabatan

Tidak memiliki rangkap jabatan di perusahaan lain.

Concurrent Position

Does not have any concurrent position in other companies.

Hubungan Afiliasi

Tidak memiliki hubungan keuangan, kepengurusan, dan kekeluargaan dengan anggota Dewan Komisaris, Direksi, serta Pemegang Saham Utama dan Pengendali.

Affiliation Relationship

He has no financial, management, and family relationships with the members of the Board of Commissioners, Board of Directors, and Main and Controlling Shareholders.

Independensi

Perseroan memastikan bahwa seluruh anggota Komite Audit senantiasa menjaga independensi dalam menjalankan tugas dan fungsinya. Pelaksanaan tugas dilakukan dengan berlandaskan Kode Etik profesional serta ketentuan yang ditetapkan dalam Piagam Komite Audit. Komitmen tersebut tercermin melalui pemenuhan aspek independensi sebagaimana diuraikan berikut ini.

Independence

The Company ensures that all Audit Committee members consistently maintain independence in carrying out its duties and functions. The implementation of duties is based on professional Code of Ethics and the provisions stipulated in Audit Committee Charter. This commitment is reflected in the fulfilment of the following independence aspects as outlined below.

Aspek Independensi Independence Aspect	Robinson Simbolon	Halim Alamsyah	Nurhaida
Tidak memiliki hubungan keuangan dengan Dewan Komisaris dan Direksi. Has no financial relationships with the Board of Commissioners and Board of Directors.	✓	✓	✓
Tidak memiliki hubungan kepengurusan dengan Pemegang Saham, Entitas Anak, maupun perusahaan afiliasi. Has no management relationships with the Shareholders, Subsidiaries, or affiliated companies.	✓	✓	✓
Tidak memiliki hubungan kepemilikan saham di Perseroan. Has no share ownership relationships in the Company.	✓	✓	✓
Tidak memiliki hubungan keluarga dengan Dewan Komisaris, Direksi, dan/atau sesama anggota Komite Audit. Has no family relationships with the Board of Commissioners, Board of Directors, and/or fellow members of the Audit Committee.	✓	✓	✓

Pelaksanaan Tugas dan Tanggung Jawab

Sepanjang tahun 2025, Komite Audit menjalankan tugas dan tanggung jawabnya dengan ruang lingkup sebagai berikut.

1. Mengawasi dan mengevaluasi pelaksanaan audit Laporan Keuangan oleh kantor akuntan publik.
2. Memberikan rekomendasi kepada Dewan Komisaris terkait penunjukan auditor kantor akuntan publik dan akuntan publik.
3. Melakukan evaluasi atas efektivitas fungsi Audit Internal, termasuk pembahasan temuan audit dan pelaksanaan program kerja tahunan.
4. Menelaah kepatuhan Perseroan terhadap peraturan perundang-undangan yang berlaku serta penerapan prinsip GCG.
5. Memantau tindak lanjut atas temuan audit eksternal dan internal yang disampaikan kepada Manajemen.
6. Menelaah pengaduan yang diterima dari pihak ketiga serta memastikan adanya tindak lanjut yang sesuai.
7. Melakukan pemantauan atas proses identifikasi dan pengelolaan risiko yang berdampak terhadap kegiatan usaha dan Laporan Keuangan Perseroan.

Implementation of Duties and Responsibilities

Throughout 2025, the Audit Committee has conducted its duties and responsibilities with the following scope.

1. To monitor and evaluate the implementation of Financial Report audit by the public accounting firm.
2. To provide recommendations to the Board of Commissioners related to the appointment of auditors of the public accounting firm and public accountant.
3. To evaluate the effectiveness of Internal Audit function, including the discussion of audit findings and annual work program implementation.
4. To examine the Company's compliance with the applicable laws and regulations and the implementation of GCG principles.
5. To monitor the follow-up on findings from external and internal audit submitted to the Management.
6. To review the complaint received from the third party and ensure a proper follow-up.
7. To monitor the process of risk identification and management that affecting the business activities and the Financial Report of the Company.

Rapat

Komite Audit mengadakan rapat secara rutin sekurang-kurangnya 1 kali dalam 3 bulan. Setiap keputusan diupayakan dicapai melalui musyawarah mufakat, dan apabila tidak memungkinkan, ditetapkan melalui mekanisme voting. Tingkat kehadiran anggota Komite Audit sepanjang tahun 2025 disajikan sebagai berikut.

Meeting

The Audit Committee held regular meetings, at least once every 3 months. Every decision is done using the deliberation to reach consensus, and if it is not possible, then decision will be made through voting. Following is the attendance rate of Audit Committee members throughout 2025.

Nama Name	Jabatan Position	Total Rapat Total Meeting	Kehadiran Attendance	Tingkat Kehadiran Attendance Rate (%)
Robinson Simbolon	Ketua Chairman	4	4	**100.00**
Halim Alamsyah	Anggota Member	4	4	**100.00**
Nurhaida	Anggota Member	4	4	**100.00**
Rata-Rata Kehadiran Rapat (%) **Average Meeting Attendance (%)**				**100.00**

Agenda rapat Komite Audit pada umumnya difokuskan pada evaluasi laporan audit internal dan eksternal, penelaahan laporan keuangan, pemantauan kepatuhan terhadap regulasi, penerapan prinsip GCG, serta pengelolaan risiko. Selain itu, rapat juga membahas isu-isu penting lainnya yang terkait dengan efektivitas fungsi pengawasan dan pengendalian internal.

In general, Audit Committee meeting is focused on evaluation of internal and external audit reports, reviewing financial report, regulatory compliance monitoring, implementation of GCG principle, as well as risk management. In addition, the meeting also discussed other important issues relevant to the effectiveness of supervision and internal control function.

Pengembangan Kompetensi

Perseroan memberikan dukungan penuh bagi Komite Audit dalam mengembangkan wawasan dan keahliannya, sejalan dengan tuntutan perkembangan bisnis. Berbagai program pembekalan, mulai dari seminar hingga pelatihan eksternal, diikuti oleh anggota Komite Audit sepanjang tahun 2025 dengan rincian sebagai berikut.

Competency Development

The Company fully supports the Audit Committee to develop its insight and expertise, in line with evolving business demand. Various competency development program, ranging from seminars to external trainings, were participated by members of the Audit Committee throughout 2025 with details as follows.

Nama Name	Jabatan Position	Program Pengembangan Kompetensi Competency Development Program	Penyelenggara Organizer	Waktu dan Tempat Time and Venue
Robinson Simbolon	Ketua Chairman	**Pengembangan kompetensi dapat dilihat pada bagian Pengembangan Kompetensi Dewan Komisaris.** **Competency development can be seen in the Competency Development of Board of Commissioners.**		
Nurhaida	Anggota Member	**The 11th Indonesia Finance Association International Conference**	Indonesian Finance Association (IFA)	Online, 14-15 Oktober 2025 Online, 14-15 October 2025
		Qualified Risk Governance Professional (QRGP)	Center for Risk Management & Sustainability (CRMS)	Online, 13 November 2025 Online, 13 November 2025

Komite Nominasi dan Remunerasi
Nomination and Remuneration Committee

Komite Nominasi dan Remunerasi dibentuk oleh Dewan Komisaris sebagai bagian dari komitmen Perseroan dalam penerapan prinsip GCG. Komite ini berperan mendukung Dewan Komisaris dalam merumuskan kebijakan nominasi dan suksesi, mengevaluasi sistem remunerasi, serta memastikan kebijakan yang ditetapkan sejalan dengan ketentuan yang berlaku dan kebutuhan strategis Perseroan.

The Board of Commissioners established the Nomination and Remuneration Committee to realize Company's commitment in implementing GCG principles. This committee is assisting the Board of Commissioners in formulating the nomination and succession policy, evaluating the remuneration system, as well as ensuring the policies are implemented in line with the applicable regulations and the Company's strategic needs.

Pedoman Kerja

Komite Nominasi dan Remunerasi melaksanakan tugasnya berdasarkan Piagam Komite Nominasi dan Remunerasi yang disahkan pada 12 Juni 2020. Piagam tersebut mengatur mengenai:
1. Pendahuluan;
2. Ketentuan Umum; serta
3. Kode Etik, Prosedur Kerja, dan Pelaporan.

Guidelines

The Nomination and Remuneration Committee performs its duties based on the Nomination and Remuneration Committee Charter, validated on 12 June 2020. The Charter contains the following:
1. Introduction;
2. General Provisions; and
3. Code of Ethics, Work Procedures, and Reporting.

Tugas dan Tanggung Jawab

Tugas dan tanggung jawab Komite Nominasi dan Remunerasi sebagai berikut.
1. Terkait Fungsi Nominasi
    a. Menyusun dan memberikan rekomendasi mengenai sistem serta prosedur pemilihan dan/atau penggantian anggota Dewan Komisaris dan anggota Direksi kepada Dewan Komisaris untuk disampaikan kepada RUPS;
    b. Memberikan rekomendasi mengenai calon anggota Dewan Komisaris dan/atau calon anggota Direksi kepada Dewan Komisaris untuk disampaikan kepada RUPS;
    c. Memberikan rekomendasi mengenai pihak independen yang akan menjadi anggota Komite Audit kepada Dewan Komisaris;
    d. Membantu Dewan Komisaris melakukan penilaian kinerja anggota Dewan Komisaris dan/atau anggota Direksi berdasarkan tolok ukur yang telah disusun sebagai bahan evaluasi;
    e. Memberikan rekomendasi kepada Dewan Komisaris mengenai program pengembangan kemampuan anggota Dewan Komisaris dan/atau Direksi;
    f. Memberikan rekomendasi kepada Dewan Komisaris mengenai:
        1) Komposisi jabatan anggota Dewan Komisaris dan/atau anggota Direksi;
        2) Kebijakan dan kriteria yang dibutuhkan dalam proses nominasi; serta

Duties and Responsibilities

The Nomination and Remuneration Committee has the following duties and responsibilities.
1. Related to the Nomination Function
    a. Prepare and recommend the system and procedure for selecting and/or replacing members of the Board of Commissioners and members of Board of Directors to the Board of Commissioners to be submitted to the GMS;
    b. Recommend prospective members of the Board of Commissioners and/or members of the Board of Directors to the Board of Commissioners to be submitted to the GMS;
    c. Recommend independent parties nominated as member of the Audit Committee to the Board of Commissioners;
    d. Assist the Board of Commissioners in assessing the performance of members of the Board of Commissioners and/or members of the Board of Directors based on the set benchmarks as evaluation material;
    e. Recommend competency development program for members of the Board of Commissioners and/or the Board of Directors to the Board of Commissioners;
    f. Provide recommendations to Board of Commissioners regarding:
        1) Position composition of members of the Board of Commissioners and/or Board of Directors;
        2) Policies and criteria required in the nomination process; and

3) Kebijakan evaluasi kinerja bagi anggota Dewan Komisaris dan/atau anggota Direksi.

2. Terkait Fungsi Remunerasi
   a. Melakukan evaluasi terhadap kebijakan remunerasi yang didasarkan atas kinerja, risiko, kewajaran dengan *peer group*, sasaran dan strategi jangka panjang, pemenuhan cadangan sebagaimana diatur dalam peraturan perundang-undangan dan potensi pendapatan pada masa yang akan datang;
   b. Menyampaikan hasil evaluasi dan rekomendasi kepada Dewan Komisaris mengenai:
      1) Kebijakan remunerasi bagi Direksi dan Dewan Komisaris untuk disampaikan kepada RUPS;
      2) Kebijakan remunerasi bagi pegawai secara keseluruhan untuk disampaikan kepada Direksi;
   c. Memastikan bahwa kebijakan remunerasi telah sesuai dengan ketentuan yang berlaku;
   d. Melakukan evaluasi secara berkala terhadap penerapan kebijakan remunerasi; serta
   e. Melakukan koordinasi dengan Satuan Kerja Manajemen Risiko dalam menetapkan kebijakan remunerasi yang bersifat variabel.

Anggota Komite Nominasi dan Remunerasi yang memiliki benturan kepentingan dengan usulan yang direkomendasikan wajib mengungkapkan dalam usulan yang direkomendasikan.

Selain itu, Komite Nominasi dan Remunerasi dalam menjalankan tugas dan tanggung jawabnya memiliki wewenang untuk:
1. Memperoleh dokumen, data, dan informasi tentang Perseroan yang diperlukan;
2. Melakukan koordinasi dengan *Human Capital Management* atau unit kerja lainnya apabila diperlukan; serta
3. Melakukan kewenangan lain yang diberikan Dewan Komisaris terkait remunerasi dan nominasi.

3) Performance evaluation policy for members of the Board of Commissioners and/or Board of Directors.

2. Related to the Remuneration Function
   a. Conduct evaluation on the remuneration policies based on performance, risk, fairness with peer groups, long-term goals and strategies, fulfillment of reserves as stipulated in laws and regulations, and potential future income;
   b. Submit the evaluation results and recommendations to the Board of Commissioners regarding:
      1) Remuneration policies for the Board of Directors and Board of Commissioners to be submitted to the GMS;
      2) Remuneration policies for employees as a whole to be submitted to the Board of Directors;
   c. Ensure that the remuneration policies comply with the applicable regulations;
   d. Conduct periodic evaluations on the implementation of remuneration policies; and
   e. Coordinate with Risk Management Work Unit in establishing a variable remuneration policy.

Members of the Nomination and Remuneration Committee who have a conflict of interest with the recommended proposal must disclose it in the recommended proposal.

In carrying out its duties and responsibilities, the Nomination and Remuneration Committee has the authority to:
1. Obtain the required documents, data, and information about the Company;
2. Coordinate with Human Capital Management or other work units, if required; and
3. Perform other authorities granted by the Board of Commissioners related to remuneration and nomination.

Komposisi dan Independensi

Komposisi

Komite Nominasi dan Remunerasi Perseroan beranggotakan 3 orang, dengan seorang Komisaris Independen Perseroan bertindak sebagai ketua. Adapun komposisi dan profil Komite per 31 Desember 2025 disajikan sebagai berikut.

Composition and Independence

Composition

The Company's Nomination and Remuneration Committee consists of 3 members, chaired by the Company's Independent Commissioner. The composition and profile of the Committee as of 31 December 2025 is presented as follows.

Robinson Simbolon	
Ketua Komite Nominasi dan Remunerasi / Nomination and Remuneration Committee Chairman	
Periode dan Dasar Pengangkatan / Period of Service and Basis of Appointment	
Sejak 14 Juli 2020, berdasarkan Surat Penunjukan Komite Nominasi dan Remunerasi PT Sinar Mas Multiartha Tbk No. 002/SK/SMMA/VII/2020 dengan masa tugas tidak lebih lama dari masa jabatan Dewan Komisaris sebagaimana diatur dalam Anggaran Dasar.	Since 14 July 2020, based on the Appointment Letter of the Nomination and Remuneration Committee of PT Sinar Mas Multiartha Tbk No. 002/SK/SMMA/VII/2020 with a term of office not to exceed the term of office of the Board of Commissioners as stipulated in the Articles of Association.
Profil dapat dilihat pada bagian Profil Dewan Komisaris di bab Laporan Manajemen dalam Laporan Tahunan ini. **His profile can be seen in the Board of Commissioners' Profile under the Management Report chapter of this Annual Report.**	



INDRA WIDJAJA

Anggota Komite Nominasi dan Remunerasi
Nomination and Remuneration Committee Member

Warga Negara Indonesia, berusia 73 tahun, berdomisili di Jakarta.
Indonesian Citizen, 73 years old, domiciled in Jakarta.

Riwayat Pendidikan

Bachelor of Commerce jurusan *Industrial and Business Administration*, Universitas Nanyang, Singapura (1974).

Riwayat Jabatan di Perseroan

Menjabat sebagai anggota Komite Nominasi dan Remunerasi sejak 14 Juli 2020 berdasarkan Surat Penunjukan Komite Nominasi dan Remunerasi PT Sinar Mas Multiartha Tbk No. 002/SK/SMMA/VII/2020 dengan masa tugas tidak lebih lama dari masa jabatan Dewan Komisaris sebagaimana diatur dalam Anggaran Dasar. Sebelumnya, dipercaya untuk menjadi Komisaris (1982-2001) dan Komisaris Utama (2001-Juni 2023).

Pengalaman Kerja

Memulai karier profesional sebagai Direktur PT Bimoli dan PT Witikco (1974-1982). Kemudian, dipercaya oleh PT Bank Internasional Indonesia Tbk untuk menjadi Wakil Presiden Direktur (1982-1989) dan Presiden Direktur (1989-Agustus 1999). Selain itu, pernah juga menduduki posisi penting di beberapa Entitas Anak, yaitu Komisaris PT Asuransi Jiwa Sinarmas MSIG (d/h PT Asuransi Eka Life) (1984-2006), Wakil Komisaris Utama PT Asuransi Sinar Mas (1984-Juli 2003), Komisaris Utama PT KB Insurance (1997-September 2024), Wakil Komisaris Utama PT Sinartama Gunita (1999-2002), Komisaris Utama PT Sinarmas Sekuritas (1999-2021), Komisaris Utama PT Asuransi Sinar Mas (Juli 2003-2004), Direktur Utama PT Asuransi Sinar Mas (2005-2013), serta PT Asuransi Sinar Mas (Juli 2013-Juli 2024).

Rangkap Jabatan

Komisaris Utama di beberapa Entitas Anak, yakni PT Sinartama Gunita (sejak 2002), PT Sinar Mas Multifinance (sejak 2004), PT Asuransi Jiwa Sinarmas MSIG (sejak 2007), dan PT AB Sinar Mas Multifinance (sejak 2009).

Hubungan Afiliasi

Memiliki hubungan keuangan, kepengurusan, dan kekeluargaan dengan anggota Dewan Komisaris, serta Pemegang Saham Utama dan Pengendali.

Educational Background

Bachelor of Commerce in Industrial and Business Administration, Nanyang University, Singapore (1974).

List of Positions Held in Company

Served as a member of the Nomination and Remuneration Committee since 14 July 2020 based on the Letter of Appointment of the Nomination and Remuneration Committee of PT Sinar Mas Multiartha Tbk No. 002/SK/SMMA/VII/2020 with a term of office not to exceed the term of office of the Board of Commissioners as stipulated in the Articles of Association. Previously, he was appointed as Commissioner (1982-2001) and President Commissioner (2001-June 2023).

Work Experience

Started his professional career as Director of PT Bimoli and PT Witikto (1974-1982). He then joined PT Bank Internasional Indonesia Tbk as Vice President Director (1982-1989) and President Director (1989-August 1999). In addition, also held key positions in several Subsidiaries, namely: Commissioner of PT Asuransi Jiwa Sinarmas MSIG (formerly PT Asuransi Eka Life) (1984-2006), Vice President Commissioner of PT Asuransi Sinar Mas (1984-July 2003), President Commissioner of PT KB Insurance (1997-September 2024), Vice President Commissioner of PT Sinartama Gunita (1999-2002), President Commissioner of PT Sinarmas Sekuritas (1999-2021), President Commissioner of PT Asuransi Sinar Mas (July 2003-2004), President Director of PT Asuransi Sinar Mas (2005-2013), and PT Asuransi Sinar Mas (July 2013-July 2024).

Concurrent Position

President Commissioner in several Subsidiaries, PT Sinartama Gunita (since 2002), PT Sinar Mas Multifinance (since 2004), PT Asuransi Jiwa Sinarmas MSIG (since 2007), PT AB Sinar Mas Multifinance (since 2009).

Affiliation Relationship

He has financial, management, and family relationship with the member of the Board of Commissioners, as well as with the Main and Controlling Shareholders.



HERRY HERMANA S

Anggota Komite Nominasi dan Remunerasi
Nomination and Remuneration Committee Member

Warga Negara Indonesia, berusia 69 tahun, berdomisili di Bekasi.
Indonesian Citizen, 69 years old, domiciled in Bekasi.

Riwayat Pendidikan

Lulusan Akademi Bank Pembangunan jurusan Perbankan (1980) dan Sarjana Ekonomi, Universitas Kertanegara (2003).

Riwayat Jabatan di Perseroan

Menjabat sebagai anggota Komite Nominasi dan Remunerasi sejak 14 Juli 2020 berdasarkan Surat Penunjukan Komite Nominasi dan Remunerasi PT Sinar Mas Multiartha Tbk No. 002/SK/SMMA/VII/2020 dengan masa tugas tidak lebih lama dari masa jabatan Dewan Komisaris sebagaimana diatur dalam Anggaran Dasar. Sebelumnya, beliau pernah menjabat sebagai *Accounting & Tax* (1989-1996).

Pengalaman Kerja

Mengawali karier sebagai Staf (1981-1983), *Trainer* (1983-1984), dan *Officer* (1984-1985) di PT Bank International Indonesia Tbk. Kemudian menjabat sebagai *Accounting* di PT Internas Artha Leasing Co (1985-1989). Beliau juga pernah menjabat sebagai *HR Head* PT Sinar Mas Multifinance (1996-2011).

Rangkap Jabatan

Saat ini, beliau menjabat sebagai Komisaris Independen di PT Sinarmas Hana Finance dan PT AB Sinar Mas Multifinance (sejak 2017).

Hubungan Afiliasi

Tidak memiliki hubungan keuangan, kepengurusan, dan kekeluargaan dengan anggota Dewan Komisaris, Direksi, serta Pemegang Saham Utama dan Pengendali.

Independensi

Mayoritas anggota Komite Nominasi dan Remunerasi tidak memiliki hubungan afiliasi dengan Dewan Komisaris, Direksi, maupun Pemegang Saham. Hanya satu anggota yang memiliki hubungan afiliasi dengan Dewan Komisaris serta Pemegang Saham Utama dan Pengendali. Meskipun demikian, seluruh anggota komite tetap menjalankan tugas dan tanggung jawabnya secara profesional, independen, serta bebas dari benturan kepentingan dalam mendukung penerapan tata kelola perusahaan yang baik.

Educational Background

Graduated from Akademi Bank Pembangunan majoring in Banking (1980) and Bachelor of Economics from Universitas Kertanegara (2003).

List of Positions Held in Company

Served as Nomination and Remuneration Committee member since 14 July 2020 based on the Appointment Letter of PT Sinar Mas Multiartha Tbk Nomination and Remuneration Committee No. 002/SK/SMMA/VII/2020 with a term of office not to exceed the term of office of the Board of Commissioners as stipulated in the Articles of Association. Previously, he worked as Accounting & Tax (1989-1996).

Work Experience

Started his career as Staff (1981-1983), Trainer (1983-1984), and Officer (1984-1985) at PT Bank Internasional Indonesia Tbk. Then worked as Accounting at PT Internas Artha Leasing Co (1985-1989). He has also served as HR Head at PT Sinar Mas Multifinance (1996-2011).

Concurrent Position

He served as Independent Commissioner at PT Sinarmas Hana Finance and PT AB Sinar Mas Multifinance (since 2017).

Affiliation Relationship

He has no financial, management, and family relationships with the members of the Board of Commissioners, Board of Directors, and Main and Controlling Shareholders.

Independence

The majority members of the Nomination and Remuneration Committee have no affiliation relationship with the Board of Commissioners, Board of Directors, or Shareholders. Only one member has an affiliation relationship with the Board of Commissioners, as well as Main and Controlling Shareholders. Nevertheless, all committee members are carrying out their duties and responsibilities professionally, independently, free from any conflict of interest in supporting the implementation of a good corporate governance.

Pelaksanaan Tugas dan Tanggung Jawab

Selama tahun 2025, Komite Nominasi dan Remunerasi telah menjalankan peran utamanya dalam bidang nominasi dan remunerasi. Dalam bidang nominasi, komite menyampaikan rekomendasi kepada Dewan Komisaris terkait penunjukan dan pengangkatan Direksi, setelah melakukan penelaahan atas calon yang diusulkan. Sedangkan dalam bidang remunerasi, komite membahas dan merumuskan usulan besaran remunerasi untuk Dewan Komisaris dan Direksi melalui rapat internal, yang kemudian memperoleh persetujuan Pemegang Saham dalam RUPS.

Implementation of Duties and Responsibilities

In 2025, the Nomination and Remuneration Committee has carried out its main role in nomination and remuneration function. In the nomination function, the Committee provided recommendation to Board of Commissioners on the appointment and election of the Board of Directors, after reviewing the proposed candidates. While in remuneration function, the Committee has discussed and formulated the proposed remuneration amount for the Board of Commissioners and Board of Directors through internal meetings, later approved by Shareholders at the GMS.

Rapat

Rapat Komite Nominasi dan Remunerasi dilaksanakan secara berkala, paling sedikit 1 kali setiap 4 bulan. Tingkat kehadiran anggota komite sepanjang tahun 2025 disajikan sebagai berikut.

Meeting

The Nomination and Remuneration Committee meeting is held regularly, at least once every 4 months. The attendance rate of Committee members throughout 2025 is disclosed as follows.

Nama Name	Jabatan Position	Total Rapat Total Meeting	Kehadiran Attendance	Tingkat Kehadiran Attendance Rate (%)
Robinson Simbolon	Ketua Chairman	4	4	100.00
Indra Widjaja	Anggota Member	4	4	100.00
Herry Hermana S	Anggota Member	4	4	100.00
Rata-Rata Kehadiran Rapat (%) **Average Meeting Attendance (%)**				100.00

Pengembangan Kompetensi

Perseroan memberikan dukungan penuh bagi Komite Nominasi dan Remunerasi dalam mengembangkan wawasan dan keahliannya, sejalan dengan tuntutan perkembangan bisnis. Berbagai program pembekalan, mulai dari seminar hingga pelatihan eksternal, diikuti oleh anggota Komite Nominasi dan Remunerasi sepanjang tahun 2025 dengan rincian sebagai berikut.

Competency Development

The Company fully supports the Nomination and Remuneration Committee to develop its insight and expertise, in line with evolving business demand. Various competency development program, ranging from seminars to external trainings, were participated by members of the Nomination and Remuneration Committee throughout 2025 with details as follows.

Nama Name	Jabatan Position	Program Pengembangan Kompetensi Competency Development Program	Penyelenggara Organizer	Waktu dan Tempat Time and Venue
Robinson Simbolon	Ketua Chairman	**Pengembangan kompetensi dapat dilihat pada bagian Pengembangan Kompetensi Dewan Komisaris.** **Competency development can be seen in the Competency Development of Board of Commissioners.**		
Indra Widjaja	Anggota Member	**Arah Kebijakan OJK Tahun 2025 dan Strategi Pertumbuhan Ekonomi Pemerintah Baru** **OJK Policy Direction in 2025 and Economic Growth Strategy of the New Government**	Asosiasi Perusahaan Pembiayaan Indonesia (APPI) Indonesian Financing Companies Association (APPI)	Jakarta, 4 Februari 2025 Jakarta, 4 February 2025

Nama Name	Jabatan Position	Program Pengembangan Kompetensi Competency Development Program	Penyelenggara Organizer	Waktu dan Tempat Time and Venue
Herry Hermana S	Anggota Member	**Arah Kebijakan OJK Tahun 2025 dan Strategi Pertumbuhan Ekonomi Pemerintah Baru** **OJK Policy Direction in 2025 and Economic Growth Strategy of the New Government**	Asosiasi Perusahaan Pembiayaan Indonesia (APPI) Indonesian Financing Companies Association (APPI)	Jakarta, 4 Februari 2025 Jakarta, 4 February 2025

Sekretaris Perusahaan
Corporate Secretary

Sekretaris Perusahaan merupakan organ yang mendukung Direksi dalam memastikan keterbukaan informasi dan kepatuhan Perseroan terhadap peraturan pasar modal. Selain berfungsi sebagai penghubung antara Perseroan dengan pemegang saham, regulator, dan pemangku kepentingan lainnya, Sekretaris Perusahaan juga berperan menjaga kelancaran komunikasi antar organ Perseroan.

The Corporate Secretary is an organ supporting the Board of Directors in ensuring information transparency and Company compliance to capital market regulations. Other than acting as a liaison between the Company and shareholders, regulators, and other stakeholders, the Corporate Secretary also facilitates communication between Company's organs.

Pedoman Kerja

Sekretaris Perusahaan menjalankan tugas dan tanggung jawabnya dengan berpedoman pada POJK No. 35/POJK.04/2014 tentang Sekretaris Perusahaan Emiten atau Perusahaan Publik.

Guidelines

The Corporate Secretary performs the duties and responsibilities by referring to POJK No. 35/POJK.04/2014 on Corporate Secretary of Issuers or Public Companies.

Tugas dan Tanggung Jawab

Tugas dan tanggung jawab Sekretaris Perusahaan, meliputi:
1. Mengikuti perkembangan pasar modal, khususnya peraturan perundang-undangan yang berlaku di pasar modal;
2. Memberikan masukan kepada Dewan Komisaris dan Direksi untuk mematuhi ketentuan peraturan perundang-undangan;
3. Membantu Dewan Komisaris dan Direksi dalam melaksanakan tata kelola perusahaan terkait:
   a. Keterbukaan informasi kepada masyarakat;
   b. Penyampaian laporan kepada Otoritas Jasa Keuangan secara tepat waktu;
   c. Penyelenggaraan dan dokumentasi rapat Direksi dan Dewan Komisaris, serta RUPS;
   d. Pelaksanaan program orientasi perusahaan bagi Direksi dan Dewan Komisaris; serta
4. Menghubungkan Perseroan dengan seluruh pemangku kepentingan.

Duties and Responsibilities

The duties and responsibilities of Corporate Secretary, including:
1. Follow the development of the capital market, particularly with the prevailing capital market laws and regulations;
2. Provide input to the Board of Commissioners and Board of Directors to comply with the prevailing laws and regulations;
3. To assist the Board of Commissioners and Board of Directors in carrying out corporate governance related to:
   a. Information transparency to the public;
   b. Timely report submission to the Financial Services Authority;
   c. Implementation and documentation of Board of Directors, Board of Commissioners, and GMS meetings;
   d. Implementation of company's orientation program for the Board of Directors and Board of Commissioners; and
4. To serve as a liaison between the Company and all stakeholders.

Profil Sekretaris Perusahaan

Perseroan menunjuk Bapak Felix sebagai Sekretaris Perusahaan sejak 3 Juli 2023 melalui Surat Keputusan Direksi No. SK:115/SK-DIR/SMMA/VII/2023, dengan masa jabatan yang akan ditinjau berdasarkan evaluasi Direksi. Informasi lebih lanjut mengenai profil Sekretaris Perusahaan tercantum pada bagian Profil Direksi di bab Laporan Manajemen dalam Laporan Tahunan ini.

Corporate Secretary Profile

The Company appointed Felix as the Corporate Secretary since 3 July 2023 under the Board of Directors Decree No. SK: 115/SK-DIR/SMMA/VII/2023, with a period of service to be reviewed based on Board of Directors' evaluation. Further information on the Corporate Secretary profile can be seen in Board of Directors Profile section under the Management Report chapter of this Annual Report.

Pelaksanaan Tugas dan Tanggung Jawab

Selama tahun 2025, Sekretaris Perusahaan telah melaksanakan tugas dan tanggung jawab yang diungkapkan sebagai berikut.

1. Persiapan dan pelaksanaan RUPS.
2. Penyampaian keterbukaan informasi kepada publik dan menjalin hubungan baik dengan para Pemegang Saham, regulator, mitra usaha, dan pemangku kepentingan lainnya.
3. *Review* dan sosialisasi peraturan perundang-undangan dan peraturan pasar modal yang berlaku.
4. Melakukan *Corporate Action* Perseroan.

Implementation of Duties and Responsibilities

Throughout 2025, the Corporate Secretary has conducted the following duties and responsibilities.

1. Preparation and execution of GMS.
2. Information transparency to the public and nurture good relationships with the Shareholders, regulators, business partners, and other stakeholders.
3. Review and dissemination of prevailing laws and regulations and capital market regulations.
4. Conducted Corporate Action of the Company.

Program Orientasi Dewan Komisaris dan Direksi

Sekretaris Perusahaan memiliki tanggung jawab menyelenggarakan program orientasi bagi anggota Dewan Komisaris dan Direksi yang baru menjabat. Program ini bertujuan memberikan pemahaman menyeluruh mengenai kondisi internal Perseroan dan dilaksanakan bersamaan dengan rapat gabungan Dewan Komisaris dan Direksi.

Orientation Program for the Board of Commissioners and Board of Directors

The Corporate Secretary is responsible to host the orientation program for new members of the Board of Commissioners and Board of Directors. This program is aimed to provide thorough understanding on Company's internal condition and hosted in parallel with the joint meetings of the Board of Commissioners and Board of Directors.

Pengembangan Kompetensi

Pengembangan kompetensi yang diikuti Bapak Felix selaku Sekretaris Perusahaan di sepanjang tahun 2025 telah diungkapkan pada uraian Pengembangan Kompetensi Direksi.

Competency Development

Competency Development joined by Felix as the Corporate Secretary throughout 2025 has been disclosed in the description of Competency Development of the Board of Directors.

Audit Internal
Internal Audit

Audit Internal merupakan organ pendukung Direksi yang bertugas memastikan efektivitas pengendalian internal, manajemen risiko, dan kepatuhan terhadap peraturan. Fungsi ini juga mendukung penerapan GCG melalui pemberian rekomendasi perbaikan bagi proses operasional Perseroan.

The Internal Audit Unit is a supporting organ of the Board of Directors in charge of ensuring the effectiveness of internal control, risk management, and regulatory compliance. It also support GCG implementation via provisions of improvement recommendation on the Company's operational process.

Pedoman Kerja

Perseroan telah memperbarui Piagam Audit Internal melalui Keputusan No. 209A/SMMA/XII/2023 tanggal 1 Januari 2024. Piagam tersebut memuat ketentuan mengenai:

1. Maksud dan tujuan;
2. Ruang lingkup kegiatan;
3. Struktur dan keanggotaan;
4. Persyaratan Auditor Internal;
5. Tugas dan tanggung jawab;
6. Wewenang;
7. Kemandirian fungsional; serta
8. Penetapan dan pembaruan piagam.

Guidelines

The Company has updated the Internal Audit Charter based on No. 209A/SMMA/XII/2023 dated 1 January 2024. The Internal Audit Charter contains the following:

1. Purpose and objectives;
2. Scope of activities;
3. Structure and membership;
4. Internal Auditor requirements;
5. Duties and responsibilities;
6. Authority;
7. Functional independence; and
8. Establishment and updating of the charter.

Kode Etik Audit Internal

Dalam melaksanakan perannya, Auditor Internal Perseroan dan Entitas Anak berpedoman pada Kode Etik Auditor Internal yang menjadi acuan perilaku profesional, sebagaimana dijabarkan berikut.

Internal Audit Code of Ethics

In performing its roles, the Internal Auditor of the Company and Subsidiaries is referring to the Code of Ethics of the Internal Auditor as the guidance of professional conduct, as outlined in the below table.

Prinsip-Prinsip Principles	
Integritas	**Integrity**
Integritas yang dimiliki Auditor Internal membentuk kepercayaan sehingga dapat diandalkan.	The integrity of the Internal Auditor reflects a reliable trust.
Objektivitas	**Objectivity**
Auditor Internal memperlihatkan tingkat objektivitas yang tertinggi dalam mengumpulkan, melakukan evaluasi, dan menyampaikan informasi tentang aktivitas atau proses yang diperiksa. Auditor Internal membuat penilaian yang seimbang atas segala kondisi yang terkait dan tidak dipengaruhi oleh kepentingannya sendiri atau pihak lain dalam membuat pertimbangan.	Internal Auditor show the highest objectivity in collecting, evaluating, and conveying the information on the activities or processes audited. Internal Auditor makes a balanced assessment of every related condition and is not influenced by own interest or other interest in making the consideration.
Kerahasiaan	**Confidentiality**
Auditor Internal menghormati nilai dan kepemilikan dari informasi yang diterima dan tidak mengungkapkan informasi tersebut tanpa persetujuan yang semestinya, kecuali ada kewajiban hukum atau kewajiban profesional yang mengharuskan untuk melakukan hal tersebut.	Internal Auditor respect the value and ownership of the information received and will not disclose the information without proper approval, except when there is a legal or professional obligation that is requiring to do so.

Prinsip-Prinsip
Principles

Kompetensi	Competence
Auditor Internal menggunakan pengetahuan, keterampilan, dan pengalaman yang diperlukan dalam melakukan tugas/jasa Audit Internal.	Internal Auditor uses the knowledge, expertise, and experience to carry out the duties/services.

Aturan Pelaksanaan
Rule of Conduct

Integritas	Integrity
Auditor Internal seharusnya: • Melakukan pekerjaannya dengan jujur, tekun, dan penuh tanggung jawab; • Melakukan observasi atas hukum/peraturan/kebijakan yang berlaku dan membuat penjelasan yang diharapkan dari hukum/peraturan/kebijakan yang berlaku tersebut; • Tidak terlibat dalam kegiatan terlarang atau melakukan tindakan yang mencemarkan nama baik profesi maupun Perseroan; serta • Menghormati dan memberikan kontribusi pada tujuan Perseroan yang sah dan etis.	Internal Auditor should: • Carry out their work honestly, diligently, and responsibly; • Observe the prevailing law/regulation/policies and make an explanation expected of the prevailing law/regulation/policies; • Not involved in any prohibited activities or taking actions that discredit the professions or the Company; and • Respect and contribute to Company's legitimate and ethical goals.
Objektivitas	**Objectivity**
Auditor Internal seharusnya: • Tidak ikut serta dalam segala kegiatan atau hubungan yang dapat mengganggu dalam memberikan penilaian yang tidak memihak. Keikutsertaan tersebut mencakup keikutsertaan dalam kegiatan atau hubungan yang bertentangan dengan kepentingan Perseroan; • Tidak menerima apa pun yang dapat membahayakan pertimbangan profesionalnya; serta • Mengungkapkan seluruh fakta material yang diketahuinya, yang apabila tidak diungkapkan dapat menimbulkan distorsi atas pelaporan kegiatan yang diperiksa.	Internal Auditor should: • Not involved in any activities or relations that may hinder its impartial assessment. Such involvement includes participation in activities or relations that contradict the Company's interest; • Not receiving anything that may jeopardize their professional consideration; and • Disclose all material facts known, which may distort the reporting of audited activities, unless disclosed.
Kerahasiaan	**Confidentiality**
Auditor Internal seharusnya: • Menerapkan sifat/asas kehati-hatian (*prudent*) dalam menggunakan dan menjaga informasi yang diperoleh selama menjalankan tugasnya; serta • Tidak menggunakan informasi untuk keuntungan pribadi atau dengan cara apa pun yang bertentangan dengan hukum atau merusak tujuan Perseroan yang sah dan etis.	Internal Auditor should: • Apply prudent principles/nature in utilizing and maintaining the information obtained during the assignment; and • Not using information for personal benefit or by any means contrary to law or harm the Company's legitimate and ethical goals.
Kompetensi	**Competence**
Audit Internal seharusnya: • Hanya terlibat dalam pemberian jasa di mana mereka memiliki pengetahuan, keterampilan, dan pengalaman yang dibutuhkan; • Melaksanakan penugasan yang sesuai dengan Standar Profesional untuk Audit Internal; serta • Meningkatkan kemampuan profesionalnya serta efektivitas dan mutu jasa yang diberikan secara terus-menerus.	Internal Auditor should: • Only engage in providing services within the knowledge, expertise, and experience required; • Carry out the assignment in line with the Professional Standards of Internal Audit; and • Constantly improve their professional capability, effectiveness, and service quality provided.

Struktur dan Kedudukan

Struktur dan kedudukan Audit Internal diungkapkan sebagai berikut.

1. Audit Internal dipimpin oleh Kepala Audit Internal dan minimal terdiri dari 1 Auditor Internal.
2. Jika Audit Internal hanya memiliki 1 Auditor, Auditor yang sama akan menjabat sebagai Kepala Audit Internal.
3. Kepala Audit Internal diangkat dan diberhentikan oleh Direktur Utama dengan persetujuan Dewan Komisaris sesuai dengan rekomendasi Komite Audit.
4. Jika Kepala Audit Internal tidak memenuhi persyaratan atau tidak kompeten, Direktur Utama dapat memberhentikannya setelah mendapat persetujuan Dewan Komisaris, dengan pertimbangan dari Komite Audit.
5. Kepala Audit Internal bertanggung jawab kepada Direktur Utama, Dewan Komisaris, dan Komite Audit.
6. Auditor Internal bertanggung jawab kepada Kepala Audit Internal.
7. Kepala Audit Internal menyampaikan laporan, termasuk pengamatan dan rekomendasi, kepada Direktur Utama, Direksi yang membidangi fungsi kepatuhan, Dewan Komisaris, dan Komite Audit.

Tugas dan Tanggung Jawab

Audit Internal Perseroan memiliki tugas dan tanggung jawab, di antaranya:

1. Menyusun dan melaksanakan Rencana dan Anggaran Aktivitas Audit Internal Tahunan berdasarkan prioritas risiko sesuai dengan tujuan Perseroan;
2. Menguji dan mengevaluasi pelaksanaan pengendalian internal dan sistem manajemen risiko sesuai dengan kebijakan Perseroan;
3. Melakukan pemeriksaan dan penilaian atas efisiensi dan efektivitas di bidang kegiatan Perseroan;
4. Memberikan saran perbaikan dan informasi yang objektif tentang kegiatan yang diperiksa pada semua tingkat manajemen serta membuat laporan tertulis hasil audit setiap bulan dan menyampaikan laporan tersebut kepada Direktur Utama dan Dewan Komisaris dengan tembusan kepada Komite Audit;
5. Memantau, menganalisis, dan melaporkan pelaksanaan tindak lanjut perbaikan yang telah disarankan;
6. Bekerja sama dan berkomunikasi langsung dengan Komite Audit;
7. Menyusun program untuk mengevaluasi mutu kegiatan Audit Internal yang dilakukannya; serta
8. Melakukan pemeriksaan khusus apabila diperlukan.

Structure and Position

The structure and position of the Internal Audit are described as follows.

1. Internal Audit is led by Head of Internal Audit and consists of at least 1 Internal Auditor.
2. If Internal Audit only has 1 Auditor, the same Auditor will serve as the Head of Internal Audit.
3. Head of Internal Audit is appointed and dismissed by the President Director upon approval from the Board of Commissioners with recommendation of Audit Committee.
4. If the Head of Internal Audit is ineligible of incompetent, the President Director can dismiss him/her upon approval from the Board of Commissioners, with consideration from Audit Committee.
5. The Head of Internal Audit is responsible to the President Director, Board of Commissioners, and Audit Committee.
6. The Internal Auditor is responsible to the Head of Internal Audit.
7. The Head of Internal Audit submits reports, including observations and recommendations, to the President Director, Director in charge of compliance function, Board of Commissioners, and Audit Committee.

Duties and Responsibilities

The Company's Internal Audit has the following duties and responsibilities:

1. Set up and implement the Annual Internal Audit Activities Plan and Budget based on risk priority in line with the Company objective;
2. Test and evaluate the implementation of internal control and risk management system according to the Company's policy;
3. Examine and assess the efficiency and effectivity of the Company's activities areas;
4. Provide improvement suggestions and objective information on the audited activities at all levels of management and prepare monthly written audit results report and submit the report to the President Director and the Board of Commissioners with a copy to the Audit Committee;
5. Monitor, analyze, and report the implementation of follow-up actions of the suggested improvement;
6. Cooperate and directly communicate with the Audit Committee;
7. Prepare a program to evaluate the quality of the Internal Audit activities performed; and
8. Conduct specific examinations if necessary.

Profil Audit Internal
Internal Audit Profile



BRYAN YUNGGAWIBOWO

Audit Internal
Internal Audit

Warga Negara Indonesia, berusia 26 tahun, berdomisili di Jakarta.
Indonesian Citizen, 26 years old, domiciled in Jakarta.

Riwayat Pendidikan

Sarjana Akuntansi, Universitas Katolik Parahyangan.

Riwayat Jabatan di Perseroan

Menjabat sebagai Audit Internal sejak tahun 2026 berdasarkan Surat Keputusan Direksi No. SK: 080A/SMMA-DIR/IV/2026 tanggal 28 April 2026, dengan masa jabatan yang akan berakhir berdasarkan hasil evaluasi Direksi.

Pengalaman Kerja

Beliau pernah menjabat sebagai *Associate 2* - (*External Auditor*) di KPMG Indonesia (Oktober 2021-Desember 2022), *Internal Audit Officer* di PT Surya Semesta Internusa (Januari 2023-Maret 2023), dan *Internal Audit Officer* di Fazz Financial Group (Juni 2023-September 2024).

Sertifikasi

Beliau memiliki sertifikasi Brevet A dan B serta ISO 27001: ISMS - Manajemen Keamanan Informasi.

Hubungan Afiliasi

Tidak memiliki hubungan keuangan, kepengurusan, dan kekeluargaan dengan anggota Dewan Komisaris, Direksi, serta Pemegang Saham Utama dan Pengendali.

Educational Background

Bachelor of Accounting, Universitas Katolik Parahyangan.

List of Positions Held in Company

Served as Internal Audit since 2026, based on Board of Directors Decree No. SK: 080A/SMMA-DIR/IV/2026 dated 28 April 2026, with a period of service as determined by the Board of Directors' evaluation results.

Work Experience

He previously served as Associate 2 (External Auditor) at KPMG Indonesia (October 2021-December 2022), Internal Audit Officer at PT Surya Semesta Internusa (January 2023-March 2023), and Internal Audit Officer at Fazz Financial Group (June 2023-September 2024).

Certification

He holds Brevet A and B certifications and ISO 27001: ISMS - Information Security Management.

Affiliation Relationship

Has no financial, management, and family relationships with the members of the Board of Commissioners, Board of Directors, and Main and Controlling Shareholders.

Pelaksanaan Tugas dan Tanggung Jawab

Audit Internal sepanjang tahun 2025 melaksanakan tugas dan tanggung jawabnya sebagai berikut.

1. Menyusun dan melaksanakan rencana audit internal tahunan.
2. Mengevaluasi dan menguji sistem pengendalian internal, sistem manajemen risiko, dan kepatuhan terhadap peraturan perundang-undangan.

Implementation of Duties and Responsibilities

The Internal Audit has conducted the following duties and responsibilities throughout 2025.

1. Prepare and implement the annual internal audit plan.
2. Evaluate and test the internal control system, risk management system, and compliance with laws and regulations.

3. Mengevaluasi dan menguji efektivitas dan efisiensi di bidang keuangan, akuntansi, operasional, sumber daya manusia, pemasaran, teknologi informasi, dan kegiatan Perseroan lainnya.

3. Evaluate and test the effectiveness and efficiency in the area of finance, accounting, operational, human resources, marketing, information technology, and other activities of the Company.

Pengembangan Kompetensi

Perseroan memberikan dukungan penuh bagi Audit Internal dalam mengembangkan wawasan dan keahliannya, sejalan dengan tuntutan perkembangan bisnis. Berbagai program pembekalan, mulai dari seminar hingga pelatihan eksternal, diikuti oleh anggota Audit Internal sepanjang tahun 2025 dengan rincian sebagai berikut.

Competency Development

The Company fully supports the Internal Audit to develop its insight and expertise, in line with evolving business demand. Various competency development program, ranging from seminars to external trainings, were participated by members of the Internal Audit throughout 2025 with details as follows.

Program Pengembangan Kompetensi Competency Development Program	Penyelenggara Organizer	Waktu dan Tempat Time and Venue
Risk & Governance Summit 2025	Otoritas Jasa Keuangan Financial Services Authority	Online, 19 Agustus 2025 Online, 19 August 2025
IFRS S2 Governance: The Strategic Role of ESG Committees	Central of Environmental, Social, and Governance Studies (CESGS) Universitas Airlangga	Online, 19 September 2025 Online, 19 September 2025
ISSB: Applying the IFRS Sustainability Disclosure Standard	Sustainable Stock Exchange Initiative	Online,23 September 2025 Online,23 September 2025
Indonesia Personal Data Protection Regulations (PDP) Implementation Workshop	QRC Solution	Jakarta, 7 Oktober 2025 Jakarta, 7 October 2025

Sistem Pengendalian Internal
Internal Control System

Sistem Pengendalian Internal (SPI) merupakan instrumen penting dalam mendukung penerapan GCG. Melalui SPI, Perseroan memastikan bahwa proses bisnis berjalan efektif dan efisien, Laporan Keuangan andal, serta seluruh aktivitas mematuhi peraturan yang berlaku. Pelaksanaannya diawasi oleh Direksi dan Dewan Komisaris untuk menjamin keberlangsungan mekanisme pengawasan yang seimbang.

Internal Control System (ICS) is an important part supporting the GCG implementation. Through ICS, the Company ensures that the business process is running effectively and efficiently, reliable Finance Report, and all activities comply with applicable regulations. Its implementation is supervised by the Board of Commissioners and Board of Directors, to ensure continuous and balance supervisory mechanism.

Lingkungan Pengendalian

Lingkungan pengendalian mencerminkan komitmen, nilai, dan keteladanan yang ditunjukkan oleh Direksi dan Dewan Komisaris dalam memastikan efektivitas pengendalian operasional Perseroan. Untuk mendukung penerapan sistem pengendalian internal yang efektif, Perseroan membangun serta memelihara lingkungan pengendalian yang mendorong perilaku positif melalui:

Areas of Control

Areas of control reflected the commitment, values, and examples shown by the Board of Directors and Board of Commissioners in ensuring the effectiveness of Company's operational control. In supporting the implementation of an effective internal control system, the Company is creating and maintaining areas of control that encourages positive behavior through:

1. Integritas dan nilai-nilai etika yang tertanam dalam Budaya Perseroan;
2. Komitmen terhadap kompetensi;
3. Peran dan pengaruh Dewan Komisaris serta Komite Audit;
4. Filosofi Manajemen dan kultur operasi Perseroan;
5. Struktur Perseroan yang mampu memberikan kejelasan wewenang dan tanggung jawab dengan baik;
6. Budaya dan aturan yang sehat dalam mekanisme penetapan otoritas serta tanggung jawab;
7. Kebijakan dan praktik yang sehat di bidang sumber daya manusia; serta
8. Pengaruh faktor-faktor eksternal Perseroan.

Implementasi Sistem Pengendalian Internal

Sistem Pengendalian Internal Perseroan diimplementasikan melalui koordinasi antara Direksi, Audit Internal, dan pengawasan Dewan Komisaris. Direksi, dengan dukungan Audit Internal, bertanggung jawab dalam memastikan kebijakan usaha, tata kelola risiko, strategi, pendelegasian wewenang, serta kebijakan akuntansi dijalankan secara efektif. Sementara itu, Dewan Komisaris, melalui Komite Audit, menekankan fungsi pengawasan dengan menilai kewajaran laporan keuangan serta kecukupan sistem pengendalian risiko.

Tinjauan Efektivitas Sistem Pengendalian Internal

Efektivitas sistem pengendalian internal Perseroan ditinjau secara berkala melalui pengawasan berkelanjutan yang dilakukan oleh Direksi bersama Audit Internal. Proses evaluasi menggunakan metode *gap analysis* untuk mengidentifikasi kesenjangan antara kebijakan yang ditetapkan dengan praktik operasional yang berjalan. Temuan dari evaluasi tersebut menjadi dasar bagi rekomendasi perbaikan yang harus segera ditindaklanjuti agar sistem pengendalian tetap andal dalam mendukung keberlangsungan usaha.

Pernyataan Dewan Komisaris dan Direksi atas Kecukupan Sistem Pengendalian Internal

Dewan Komisaris dan Direksi, melalui hasil evaluasi atas laporan Audit Internal tahun 2025, menyatakan keyakinannya bahwa sistem pengendalian internal Perseroan telah berjalan baik dan efektif dalam mendukung perlindungan kepentingan perusahaan. Lebih lanjut, Dewan Komisaris dan Direksi juga memberikan arahan serta rekomendasi guna memastikan sistem tersebut terus ditingkatkan dan tetap selaras dengan kebutuhan bisnis ke depan.

1. Integrity and ethical values embedded in the Company's Culture;
2. Commitment to competence;
3. Role and influence of the Board of Directors and Audit Committee;
4. Management philosophy and the Company's operational culture;
5. Structure of the Company that reflects clear authorities and responsibilities;
6. Sound culture and rules in determining the authorities and responsibilities;
7. Sound human resources policies and practices; and
8. The impact of the Company's external factors.

Implementation of Internal Control System

The Company's Internal Control System is implemented through coordination between the Board of Directors, Internal Audit, and Board of Commissioners' supervision. The Board of Directors, supported by Internal Audit, is responsible to ensure business policies, risk management governance, strategies, delegation of authorities, and accounting policies are running effectively. Meanwhile, Board of Commissioners, through Audit Committee, focus on the supervision function by assessing the fairness of financial report and adequacy of risk management system.

Overview on the Effectivity of the Internal Control System

The effectivity of Company's internal control system is regularly evaluated through continuous supervision conducted by the Board of Directors and Internal Audit. The evaluation is using the gap analysis method to identify the gap between the policies in place and the ongoing operational practices. Results from the evaluation are used as basis for improvement recommendations to be followed up, to ensure that the internal control system remains reliable in supporting the business continuation.

Board of Commissioners and Board of Directors Statement on the Adequacy of Internal Control System

The Board of Commissioners and Board of Directors, based on the evaluation results of the 2025 Internal Audit report, are confident that the Company's Internal Control System is running well and effectively to protect the Company's interests. Further, the Board of Commissioners and Board of Directors also provided directives and recommendations to ensure the system remained to be improved and stay aligned with future business needs.

Sistem Manajemen Risiko [POJK.51-E.3]
Risk Management System

Setiap aktivitas bisnis Perseroan berpotensi menghadapi risiko dari faktor internal maupun eksternal. Untuk melindungi kepentingan perusahaan dan pemangku kepentingan, Perseroan membangun sistem manajemen risiko yang komprehensif melalui tahapan identifikasi, pengukuran, pemantauan, dan mitigasi, yang dilaksanakan secara konsisten sesuai prinsip kehati-hatian dan GCG.

Every business activity conducted by the Company has the potential to face risk from either internal or external factor. To protect the interests of the company and its stakeholders, the Company is building a comprehensive risk management system through the process of identifying, measuring, monitoring and mitigating, carried out consistently in accordance with prudence and GCG principles.

Profil Risiko

Perseroan menghadapi berbagai risiko pada aspek ekonomi, sosial, dan lingkungan. Manajemen telah mengidentifikasi potensi risiko tersebut serta menyiapkan strategi mitigasi yang sesuai, yang diuraikan lebih lanjut sebagai berikut.

Risk Profile

The Company faces various risk on the economic, social, and environmental aspects. The Management has identified these risk potentials and prepared the corresponding mitigation strategies, as outlined further in the below table.

Risiko Ekonomi
Economic Risks

Risiko Suku Bunga Interest Rate Risk	
Indikasi	Timbul dari kredit, simpanan dan simpanan dari bank lain, serta pinjaman yang diterima. Kredit, simpanan dan simpanan dari bank lain dan pinjaman yang diterima dengan suku bunga mengambang mengakibatkan timbulnya risiko suku bunga arus kas terhadap Perseroan. Aset keuangan dan liabilitas keuangan dengan suku bunga tetap mengakibatkan timbulnya risiko nilai wajar suku bunga terhadap Perseroan.
Indication	Arises from credit and deposits placed at other banks, and the loans received. Credit and deposits placed at other banks and the loans received at a floating interest rate create an interest rate risk to the Company's cash flows. Financial assets and financial liabilities with fixed interest rates lead to a fair value interest rate risk to the Company.
Mitigasi	Menganalisis eksposur suku bunga secara dinamis. Berbagai skenario disimulasikan dengan mempertimbangkan pembiayaan kembali, pembaruan posisi yang ada, serta alternatif pembiayaan. Bagi setiap simulasi, pergerakan suku bunga yang sama digunakan untuk seluruh mata uang. Berdasarkan skenario ini, Perseroan menghitung dampak laba atau rugi dari pergerakan suku bunga. Skenario-skenario tersebut dilakukan hanya untuk liabilitas yang mewakili posisi utama yang dikenakan bunga.
Mitigation	Dynamically analyzing interest rate exposure. Various scenarios are simulated by considering refinancing, updating the existing positions, and financing alternatives. In each simulation, the movement of the same interest rate is used for all currencies. From this scenario, the Company calculates the profit or loss impact of the interest rate movement. Such scenarios are applied only for liabilities representing the interest-bearing main position.

Risiko Harga Price Risk	
Indikasi	Perseroan terpengaruh risiko harga efek ekuitas dan efek utang karena memiliki investasi yang diklasifikasikan sebagai tersedia untuk dijual atau diukur pada nilai wajar melalui Laporan Laba Rugi dalam Laporan Posisi Keuangan Konsolidasian.
Indication	The Company is affected by the price risks of equity and debt securities as it owns investment classified as available for sale or measured on fair value through the Profit or Loss Statement in the Consolidated Statement of Financial Position.
Mitigasi	Melakukan diversifikasi portofolio yang sesuai dengan batasan yang ditentukan oleh Perseroan untuk mengelola risiko harga yang timbul dari investasi efek ekuitas. Sementara untuk mengelola risiko harga yang timbul dari investasi pada surat berharga utang, Perseroan melakukan analisa terkait besaran bunga kupon yang ditawarkan dengan tingkat imbal hasil yang diharapkan oleh pasar.
Mitigation	Diversify the portfolio in line with the limit set by the Company to manage price risk that arises from the investment in equity securities. Meanwhile, to manage the price risk that arises from the investment in debt notes, the Company is analyzing the coupon rate offered against the return expected by the market.

Risiko Kredit Credit Risk	
Indikasi Indication	Timbul dari nasabah atau pihak lawan akibat gagal memenuhi liabilitas kontraktualnya. Arises from the customers or opposite party due to their failure to fulfill the contractual liabilities.
Mitigasi Mitigation	Melakukan hubungan usaha dengan pihak lain yang memiliki kredibilitas, menganalisis risiko nasabah baru sebelum persyaratan pembayaran dan distribusi ditawarkan, menetapkan kebijakan verifikasi dan otorisasi kredit, serta memantau kolektibilitas pinjaman yang diberikan dan piutang secara berkala untuk mengurangi jumlah piutang tak tertagih. Conducting business relations with credible parties, analyzing risk of the new customer before offering terms of payment and distribution, establishing credit verification and authorization policy, and regularly monitoring the collectability of loans given and receivables to reduce the number of bad debts.

Risiko Likuiditas Liquidity Risk	
Indikasi Indication	Risiko kerugian yang timbul karena Perseroan tidak memiliki likuiditas yang cukup untuk memenuhi liabilitasnya. The risk of loss that arises as the Company does not have sufficient liquidity to meet its liabilities.
Mitigasi Mitigation	Memantau dan menjaga jumlah kas dan setara kas yang dianggap memadai untuk membiayai operasional Perseroan dan untuk mengatasi dampak fluktuasi arus kas. Manajemen juga melakukan evaluasi berkala atas proyeksi arus kas dan arus kas aktual, termasuk jadwal jatuh tempo utang, dan terus-menerus melakukan penelaahan pasar keuangan untuk mendapatkan sumber pendanaan yang optimal. Monitor and maintain the amount of cash and cash equivalents deemed adequate to finance the Company's operations and to address the impact of cash flow fluctuations. Management also conducts a periodic evaluation of cash flow projection and actual cash flow, including debt maturity schedule, and continuously review the financial market to get an optimal source of fund.

Risiko Strategis Strategic Risk	
Indikasi Indication	Timbul akibat ketidaktepatan Perseroan dalam pengambilan dan/atau pelaksanaan suatu keputusan strategis sehingga tidak tercapainya target yang disusun dalam rencana bisnis. Arises from the Company's inaccuracy in making and/or implementing a strategic decision, causing the targets set out in the business plan are not achieved.
Mitigasi Mitigation	Menyusun strategi dan rencana bisnis yang sebelumnya telah didiskusikan dengan Dewan Komisaris, Direksi serta seluruh Manajemen Perseroan. Perseroan juga melakukan kajian dan evaluasi strategi bisnis serta realisasi yang telah dicapai oleh Perseroan sesuai dengan yang terangkum dalam rencana bisnis. Monitor and maintain the amount of cash and cash equivalents deemed adequate to finance the Company's operations and to address the impact of cash flow fluctuations. Management also conducts a periodic evaluation of cash flow projection and actual cash flow, including debt maturity schedule, and continuously review the financial market to get an optimal source of fund.

Risiko Operasional Operational Risk	
Indikasi Indication	Timbul akibat ketidakcukupan dan/atau tidak berfungsinya proses internal, kesalahan manusia, kegagalan sistem, dan/atau adanya kejadian-kejadian eksternal yang mempengaruhi operasional Perseroan. Arises from inadequate and/or non-functioning internal processes, human errors, system failures, and/or external events affecting the Company's operations.
Mitigasi Mitigation	Mengelola risiko ini melalui model tata kelola risiko operasional dengan memberikan tata kelola yang formal, transparan, dan konsisten yang secara jelas menegaskan tugas dan tanggung jawab serta alur pelaporan untuk mengelola risiko operasional dalam Perseroan secara efektif. Model tata kelola bertujuan untuk menempatkan akuntabilitas terhadap risiko operasional yang mungkin timbul serta pada saat yang bersamaan memfasilitasi pemisahan tugas secara independen antara *risk taking units,* unit pengendali risiko, dan Audit Internal. Managing this risk via operational risk governance model by providing formal, transparent, and consistent governance that clearly defines the duties, responsibilities, and reporting flow to manage the Company's operational risk effectively. The objective of the governance model is to have accountability on the operational risk that may arise while facilitating independent segregation of duties between risk-taking unit, risk control unit, and Internal Audit.

Risiko dalam Bidang Pembiayaan Risk in Financing	
Indikasi Indication	Timbul seiring dengan menurunnya kondisi ekonomi suatu negara. Arise in conjunction with the decline in a country's economic conditions.
Mitigasi Mitigation	Peningkatan dan pengetatan prosedur untuk pembiayaan serta melakukan *due diligence* yang lebih mendalam untuk mencegah terjadinya gagal bayar pada pembiayaan yang dituju yang dilakukan oleh Entitas Anak. Enhancement and tightening of financing procedures, as well as conducting more thorough due diligence, to prevent defaults on financing directed by the Subsidiaries.

Risiko dalam Bidang Asuransi Risk in Insurance	
Indikasi Indication	Timbul akibat adanya ketidakpastian peristiwa yang dapat menyebabkan kerugian finansial, serta ketidakseimbangan antara risiko dan premi. Arises due to the uncertainty of events that can lead to financial losses, as well as the imbalance between risk and premiums.
Mitigasi Mitigation	Menggunakan metode strategi dan analisis khusus dalam proses seleksi risiko dalam menawarkan program asuransi, penetapan premi, penggunaan reasuransi, dan/atau penanganan klaim. Agar strategi dan analisis ini berjalan dengan baik di berbagai tingkat, Entitas Anak berkomunikasi secara rutin terhadap perkembangan ekonomi serta perilaku konsumen. Komunikasi rutin ini membantu Entitas Anak untuk menetapkan strategi ke depan baik jangka pendek maupun jangka panjang. Utilizing specialized strategy and analysis methods in the risk selection process when offering insurance programs, determining premiums, utilizing reinsurance, and/or handling claims. To ensure the effectiveness of these strategies and analyses across various levels, the Subsidiary Entity communicates regularly regarding economic developments and consumer behavior. This routine communication assists the Subsidiary Entity in establishing future strategies both in the short and long term.

Risiko dalam Bidang Pasar Modal dan Administrasi Pasar Modal Risk in Capital Market and Capital Market Administration	
Indikasi Indication	Timbul karena terjadinya pelanggaran regulasi pasar modal dan ketidakmampuan memenuhi persyaratan pelaporan keuangan. Arises due to violations of capital market regulations and inability to meet financial reporting requirements.
Mitigasi Mitigation	Menerima masukan dan kritik dari nasabah yang selanjutnya ditindaklanjuti oleh Entitas Anak sebagai aksi untuk memperbaiki sistem yang sudah ada. Perbaikan sistem pada biro administrasi efek (BAE) serta peningkatan kualitas pelayanan menjadi kunci utama untuk mempertahankan nasabah. Receiving feedback and criticism from customers, which is then followed up by the Subsidiary as an action to improve the existing system. System improvement at the securities administration bureau (BAE) and service quality improvement are the main keys to retaining customers.

Risiko Pendanaan Financing Risk	
Indikasi Indication	Timbul akibat menurunnya kondisi ekonomi. Arising from declining economic conditions.
Mitigasi Mitigation	Meningkatkan kemampuan untuk menganalisa dan menciptakan strategi untuk mengidentifikasi potensi aset yang dapat diberikan pendanaan. Dengan jajaran Direksi dan Komisaris yang berpengalaman serta komunikasi rutin yang dilakukan oleh Entitas Anak, ketidaksesuaian pendanaan dapat diminimalisir. Improving the ability to analyze and devise strategies to identify potential assets for financing. With an experienced Board of Directors and Board of Commissioners, as well as regular communication conducted by the Subsidiaries, financing discrepancies can be minimized.

Risiko Perubahan Teknologi Technology Change Risk	
Indikasi Indication	Timbul apabila perusahaan tidak mampu beradaptasi dengan perubahan teknologi. Arising when a company fails to adapt to technological changes.
Mitigasi Mitigation	Mengikuti perkembangan sistem yang ada, Perseroan yakin dapat mengikuti perkembangan jaman dan kemampuan Perseroan untuk beradaptasi dengan cepat. By keeping up with the existing systems, the Company believes it can keep pace with the times and its ability to adapt quickly.

Risiko Kebijakan Investasi Investment Policy Risk	
Indikasi Indication	Potensi kerugian atau ketidakpastian yang timbul dari keputusan atau kebijakan yang diambil dalam proses investasi. The potential loss or uncertainty arising from decisions or policies made in the investment process.
Mitigasi Mitigation	Melaksanakan kegiatan investasi dengan transparan, terukur, konsisten, dan diversifikasi. Hal ini bertujuan untuk mengurangi risiko terkait kebijakan investasi dengan mempertimbangkan berbagai aspek yang relevan. Implementing investment activities transparently, measurably, consistently, and diversifying. This aims to reduce investment policy-related risks by considering various relevant aspects.

Risiko Sistemik dan Kecukupan Modal Systemic Risk and Capital Adequacy	
Indikasi Indication	Risiko sistemik dan kecukupan modal timbul akibat keterkaitan antara entitas di sektor jasa keuangan, baik dalam bentuk kepemilikan silang, eksposur investasi, maupun transaksi derivatif. Kondisi tersebut dapat menyebabkan transmisi risiko apabila terjadi tekanan pada salah satu entitas yang berdampak terhadap stabilitas keuangan secara keseluruhan. Selain itu, fluktuasi pasar, perubahan suku bunga, serta penurunan nilai aset juga berpotensi mempengaruhi tingkat kecukupan modal Perseroan dan Entitas Anak. The systemic risk and capital adequacy arise from the interrelation between entities in the financial sector, either through cross-ownership, investment exposure, or derivative transactions. These conditions may lead to risk transmission if one entity experienced a stress that affects the overall financial stability. In addition, market fluctuations, changes in interest rates, and declining asset values may also impact the capital adequacy level of the Company and its Subsidiaries.
Mitigasi Mitigation	Menerapkan kebijakan manajemen risiko terintegrasi yang mengacu pada prinsip kehati-hatian, dengan memastikan likuiditas, *leverage*, dan permodalan berada pada tingkat yang memadai sesuai dengan ketentuan regulator. Perseroan juga melakukan stress testing secara berkala untuk menilai ketahanan modal terhadap berbagai skenario pasar serta mengoptimalkan struktur permodalan untuk menjaga keseimbangan antara pertumbuhan bisnis dan stabilitas keuangan. Implement an integrated risk management policies by referring to the prudence princniple, by ensuring liquidity, leverage, and capital are in adequate level in line with regulatory requirements. The Company also conduct regular stress tersting to asses the capital resilience under various market scenarios and optimizes the capital structure to maintain the balance between business growth and financial stability.

Risiko Sosial
Social Risks

Kegagalan Penerapan Prinsip Keuangan Berkelanjutan di Internal Perseroan Failure to Implement the Sustainable Finance Principles in the Company's Internal	
Indikasi Indication	Terjadi akibat rendahnya pemahaman terkait keuangan berkelanjutan yang dimiliki oleh karyawan Perseroan. Arises from the low understanding of sustainable finances by the Company's employees.
Mitigasi Mitigation	Mengikutsertakan karyawan dalam kegiatan pelatihan terkait keuangan berkelanjutan, baik yang diselenggarakan oleh internal maupun eksternal Perseroan. Involving the employees in sustainable finance-related training activities held either internally or externally by the Company.

Risiko Hukum Legal Risk	
Indikasi Indication	Timbul akibat dari kelalaian atas perjanjian yang mengikat Perseroan atau pelanggaran yang dilakukan oleh Perseroan terhadap peraturan perundang-undangan yang berlaku, sehingga menimbulkan gugatan hukum dari pihak-pihak yang terikat dalam perjanjian tersebut. Arises as a result of negligence over the agreement binding the Company or violations done by the Company against the prevailing laws and regulations, leading to lawsuits from the parties bound in such agreement.
Mitigasi Mitigation	Melaksanakan identifikasi, pengukuran, dan pemantauan terhadap potensi risiko hukum dilaksanakan terhadap seluruh aktivitas Perseroan dan Entitas Anak, terutama kegiatan operasional Perseroan, dengan melibatkan pihak ketiga yang memiliki potensi benturan kepentingan atau gugatan hukum. Perseroan melakukan manajemen risiko hukum dengan melakukan penanganan proses hukum secara profesional dan jika diperlukan membuat pencadangan potensi biaya kerugian. Identifying, measuring, and monitoring any potential legal risk are applied to all activities of the Company and its Subsidiaries, particularly the Company's operational activities involving a third party with a potential conflict of interest or lawsuit. The Company manages its legal risk by handling any legal process professionally and, if necessary, reserves funds for potential loss expenses.

Risiko Reputasi Reputation Risk	
Indikasi Indication	Timbul karena adanya pemberitaan media dan/atau rumor mengenai Perseroan dan Entitas Anak akibat tidak menjalankan usaha yang sesuai dengan prinsip keberlanjutan. Arises from media reports and/or rumors about the Company and its Subsidiaries as a result of failing to run a business in line with the sustainability principles.
Mitigasi Mitigation	Meminimalisir dan/atau menghindari pelanggaran terhadap ketentuan yang berlaku. Minimizing and/or avoiding violation of the prevailing provisions.

Risiko Kelangkaan Sumber Daya Manusia (SDM) Human Resources (HR) Resource Scarcity Risk	
Indikasi Indication	Timbul apabila Perseroan kekurangan tenaga kerja yang terampil dan profesional di bidang keuangan. Arising when the Company faces a shortage of skilled and professional workforce in the financial field.
Mitigasi Mitigation	Menerapkan strategi perencanaan tenaga kerja jangka panjang untuk mengantisipasi kebutuhan SDM di masa depan serta meningkatkan retensi karyawan dengan menyediakan program pengembangan karier dan insentif yang menarik. Selain itu, diversifikasi sumber rekrutmen dan peningkatan pelatihan berkelanjutan bagi karyawan juga dapat membantu mengurangi ketergantungan pada satu sumber rekrutmen serta meningkatkan keterampilan yang sesuai dengan kebutuhan Perseroan, sehingga Perseroan dapat memastikan kelancaran operasional dalam menawarkan produk dan layanan keuangan kepada nasabah. Implementing long-term workforce planning strategies to anticipate future HR needs and enhance employee retention by providing career development programs and attractive incentives. Additionally, diversifying recruitment sources and enhancing continuous training for employees can also help reduce reliance on a single recruitment source and enhance skills aligned with the Company's needs, ensuring smooth operations in offering financial products and services to customers.

Risiko Lingkungan
Environmental Risk

Pembiayaan terhadap Kegiatan Usaha yang Tidak Bertanggung Jawab Financing of Irresponsible Business Activities	
Indikasi Indication	Pembiayaan terhadap kegiatan usaha yang tidak bertanggung jawab dapat merusak reputasi Perseroan dan Entitas Anak serta keberlanjutan ekosistem lingkungan hidup. Financing irresponsible business activities may damage the reputation of the Company and its Subsidiaries, as well as the sustainability of the environmental ecosystem.
Mitigasi Mitigation	Menginstruksikan kepada seluruh Entitas Anak yang bergerak di bidang perbankan dan pembiayaan untuk menyusun persyaratan minimum terhadap penyaluran kredit pada kegiatan usaha yang terkait langsung dengan lingkungan, seperti kelengkapan dokumen Analisis Dampak Lingkungan (AMDAL) dan Program Penilaian Peringkat Kerja Perusahaan (PROPER). Instruct all Subsidiaries engaged in banking and financing to prepare minimum lending requirements for business activities directly linked to the environment, such as the completeness of the Environmental Impact Analysis (AMDAL) document and the Company Work Rating Assessment Program (PROPER).

Risiko Iklim dan Lingkungan Climate and Environmental Risk	
Indikasi Indication	Risiko iklim dan lingkungan timbul akibat perubahan kondisi cuaca ekstrem, peningkatan suhu global, dan degradasi lingkungan yang dapat mempengaruhi nilai aset, kegiatan operasional, serta stabilitas portofolio investasi Perseroan dan entitas anak. Risiko ini mencakup risiko fisik, seperti bencana alam yang berdampak pada aset dan kegiatan usaha, serta risiko transisi, yang muncul dari perubahan kebijakan, regulasi, atau teknologi menuju ekonomi rendah karbon. Climate and environmental risk arise from changes in extreme weather conditions, rising global temperature and environmental degradation affecting the value of assets, operational activities, as well as investment portfolio's stability of the Company and its subsidiaries. These risks include physical risk such as natural disaster impacting assets and business activities, as well as transition risk from changes in policies, regulations, or technology toward low-carbon economy.
Mitigasi Mitigation	Menerapkan prinsip kehati-hatian (*prudential principles*) dalam pengelolaan portofolio investasi serta memperkuat integrasi risiko iklim ke dalam kerangka *Enterprise Risk Management* (ERM). Perseroan juga melakukan identifikasi dan pemantauan berkala terhadap eksposur risiko iklim pada aset keuangan dan kegiatan operasional. Selain itu, dilakukan pengembangan kebijakan keberlanjutan dan koordinasi lintas entitas untuk memastikan kesiapan menghadapi perubahan regulasi serta peluang investasi hijau di masa depan. Implementing the prudential principles in investment portfolio management and strengthen the climate risk integration in the Enterprise Risk Management (ERM) framework. The Company also regularly identify and monitor the climate risk exposure on financial assets and operational activities. Also, sustainability policies and cross-entity coordination are developed to ensure readiness in facing regulatory changes as well as capturing future green investment opportunity.

Tinjauan Efektivitas Sistem Manajemen Risiko

Audit Internal berperan dalam mengawasi sekaligus mengevaluasi kecukupan dan efektivitas penerapan sistem manajemen risiko di lingkungan Perseroan. Evaluasi dilakukan melalui:

1. Memantau, meninjau, dan menilai pelaksanaan manajemen risiko di seluruh lini bisnis;
2. Mengoordinasikan serta melakukan pembahasan risiko dengan unit terkait;
3. Menyusun laporan analisis risiko dan kepatuhan secara berkala untuk disampaikan kepada Direksi dan Dewan Komisaris melalui Komite Audit; serta
4. Menyediakan data dan rekomendasi perbaikan guna mendukung pengembangan berkelanjutan proses manajemen risiko.

Dengan demikian, hasil tinjauan Audit Internal menjadi dasar bagi manajemen dan organ pengawas dalam memastikan sistem manajemen risiko berjalan efektif dalam melindungi kepentingan Perseroan dan pemangku kepentingan.

Overview on the Effectivity of Risk Management System

Internal Audit plays a role in supervising and evaluating the adequacy and effectiveness of risk management system implementation in the Company. The evaluation is conducted through:

1. Monitor, review, and evaluate the risk management implementation in all businesses;
2. Coordinate and discuss the risk management with relevant units;
3. Prepare risk analysis and compliance reports regularly to be submitted to Board of Directors and Board of Commissioners through Audit Committee; and
4. Provide improvement data and recommendation to support the continuous development of the risk management.

Accordingly, results of Internal Audit review serve as a basis for the management and supervisory organs in ensuring the risk management system is running effectively in protecting the interests of the Company and its stakeholders.

Pernyataan Dewan Komisaris dan Direksi atas Kecukupan Sistem Manajemen Risiko

Berdasarkan hasil penelaahan, Dewan Komisaris dan Direksi menyatakan bahwa sistem manajemen risiko Perseroan sepanjang tahun 2024 telah berjalan secara memadai dan efektif. Seluruh potensi risiko yang teridentifikasi telah dikelola dengan baik melalui langkah-langkah mitigasi yang tepat, sehingga mampu mendukung kelangsungan dan stabilitas usaha Perseroan. Dewan Komisaris dan Direksi juga menekankan pentingnya peningkatan berkelanjutan agar sistem manajemen risiko senantiasa relevan dan adaptif terhadap dinamika usaha di masa mendatang.

Board of Commissioners and Board of Directors on the Adequacy of Internal Control System

Based on the review results, the Board of Commissioners and Board of Directors consider the Company's risk management system has been implemented adequately and effectively throughout 2024. All risk potentials identified have been well managed through proper mitigation measures, thus enable to support the sustainability and stability of the Company business. Board of Commissioners and Board of Directors also stressed the importance of continuous improvement to allow the risk management system to remain relevant and adaptive to the future business dynamics.

Tata Kelola Teknologi Informasi
Information Technology Governance



Perkembangan teknologi yang begitu cepat menuntut Perseroan untuk terus beradaptasi dalam pengelolaan sistem informasi. Sebagai respons, Perseroan mengembangkan digitalisasi yang terintegrasi dan berdaya mandiri, serta bekerja sama dengan konsultan eksternal untuk memperkuat efisiensi operasional sekaligus meningkatkan kompetensi karyawan dalam pemanfaatan teknologi.

The rapid technological advances demanded the Company to keep on adapting its information system management. As a response, the Company has been developing an integrated and independent digitalization, as well as collaborating with external consultants to strengthen business effectiveness and improve employee capabilities in utilizing the technology.

Kode Etik [ESG-G.07]
Code of Ethics

Untuk memastikan seluruh karyawan menjalankan tugas dan tanggung jawabnya secara profesional, Perseroan telah menetapkan pedoman perilaku yang dituangkan dalam Kode Etik dan Pedoman Tingkah Laku. Isi pedoman mencakup:

1. Tanggung Jawab kepada Perseroan;

To ensure that all employees carry out their duties and responsibilities professionally, the Company has established a behavior guidance in the Code of Ethics and Code of Conduct. Included in this guidance are as follows:

1. Responsibility to Company;

2. Tanggung Jawab kepada Tempat Kerja;
3. Mewakili Perseroan dan Pihak Luar Lainnya;
4. Kerahasiaan;
5. Kegiatan Investasi; serta
6. Kepatuhan pada Peraturan.

Pernyataan Kode Etik Berlaku bagi Anggota Direksi, Anggota Dewan Komisaris, dan Karyawan

Kode Etik dan Pedoman Tingkah Laku Perseroan berlaku bagi seluruh insan Perseroan, meliputi Dewan Komisaris, Direksi, karyawan, serta pihak lain yang memiliki keterkaitan dengan kegiatan usaha Perseroan.

Sosialisasi Kode Etik

Kode Etik dan Pedoman Tingkah Laku Perseroan disosialisasikan kepada karyawan sejak hari pertama bergabung, dengan memanfaatkan berbagai saluran komunikasi yang mudah dijangkau. Media yang digunakan meliputi situs web internal, majalah perusahaan, buku saku, spanduk, buletin, dan pernyataan komitmen.

Penerapan dan Penegakan Kode Etik

Perseroan berkomitmen untuk menjalankan serta menegakkan Kode Etik dan Pedoman Tingkah Laku dalam setiap aktivitas bisnis. Adapun ketentuan implementasi Kode Etik dan Pedoman Tingkah Laku dijelaskan sebagai berikut.

1. Seluruh karyawan Perseroan diwajibkan secara tertulis untuk menandatangani pernyataan kepatuhan terhadap Kode Etik dan Pedoman Tingkah Laku.
2. Setiap pelanggaran Kode Etik dan Pedoman Tingkah Laku akan diberikan sanksi sesuai dengan ketentuan yang berlaku berupa pemutusan hubungan kerja, denda, dan hukuman pidana. Terkait hal ini, karyawan yang melihat atau menjadi saksi dalam sebuah pelanggaran Kode Etik dan Pedoman Tingkah Laku, diharapkan untuk segera melaporkan tindakan penyimpangan tersebut.
3. Karyawan Perseroan yang memberikan keteladanan terhadap Kode Etik dan Pedoman Tingkah Laku akan diberikan penghargaan sesuai kebijakan penghargaan berupa insentif atau apresiasi lainnya.

Laporan Pelanggaran Kode Etik

Sepanjang tahun 2025, tidak terdapat laporan pelanggaran Kode Etik dan Pedoman Tingkah Laku yang dilakukan oleh Dewan Komisaris, Direksi, Manajemen, maupun karyawan Perseroan.

2. Responsibility at Work;
3. Representing the Company and Other External Parties;
4. Confidentiality;
5. Investment Activities; and
6. Compliance with Regulations.

Statement that Code of Ethics Applies to Members of the Board of Directors, Board of Commissioners, and Employees

The Company's Code of Ethics and Code of Conduct applies to all Company personnel, from the Board of Commissioners, Board of Directors, employees, and other individuals related to the Company's business.

Dissemination of Code of Ethics

The Company's Code of Ethics and Code of Conduct have been socialized to employees when they first joining the Company, by utilizing various easily accessible communication channels. The media used include internal website, company magazines, pocketbooks, banners, newsletters, and commitment statements.

Code of Ethics Implementation and Enforcement

The Company is committed to implement and enforce the Code of Ethics and Code of Conduct in every business activity. The conditions related to the Code of Ethics and Code of Conduct implementation are outlined as follows.

1. All of the Company's employees are required to sign a written statement of compliance with the Code of Ethics and Code of Conduct.
2. Every violation of the Code of Ethics and Code of Conduct will be subject to sanction in accordance with the prevailing provisions, such as termination of work, penalty, and criminal punishment. In this regard, any employee who sees or witnesses any violation of the Code of Ethics or Code of Conduct is expected to report it immediately.
3. The employee who has set examples by applying the Code of Ethics and Code of Conduct will be rewarded in line with the reward policy in the form of incentives or other appreciation.

Code of Ethics Violation Report

In 2025, there was no report of violations of the Code of Ethics and Code of Conduct, committed by Board of Commissioners, Board of Directors, Management, or employees of the Company.

Budaya Perusahaan
Corporate Culture

Perseroan menetapkan nilai-nilai perusahaan sebagai landasan perilaku dan pedoman dalam mencapai pertumbuhan berkelanjutan. Nilai-nilai utama tersebut meliputi:
1. Integritas;
2. Sikap Positif;
3. Komitmen;
4. Loyalitas;
5. Inovasi; serta
6. Peningkatan yang Berkelanjutan.

Nilai-nilai ini menjadi bagian dari Budaya Keberlanjutan yang diperkenalkan sejak awal karyawan bergabung, serta terus disosialisasikan melalui berbagai kegiatan agar tertanam dalam budaya organisasi.

The Company establishes corporate values as a basis of conduct and guidelines in achieving a sustainable growth. The core values comprise of:
1. Integrity;
2. Positive attitude;
3. Commitment;
4. Loyalty;
5. Innovation; and
6. Continuous Improvement.

These core values are part of Sustainability Culture introduced to the employees when they initially joining the Company, and are socialized through various activities to be embedded within the organizational culture.

Pengendalian Gratifikasi dan Anti-Korupsi [ESG-G.07]
Gratification Control and Anti-Corruption

Untuk mencegah terjadinya praktik korupsi, balas jasa (*kickbacks*), penipuan, suap, maupun gratifikasi, Perseroan telah menetapkan kebijakan pengendalian gratifikasi dan anti-korupsi. Kebijakan ini disusun dengan mengacu pada peraturan perundang-undangan serta Kode Etik dan Pedoman Tingkah Laku, dan disosialisasikan kepada seluruh karyawan melalui pimpinan unit kerja masing-masing divisi.

In preventing practices of corruption, kickbacks, fraud, or gratification, the Company has established gratification and anti-corruption control policies. These policies are prepared by referring to the laws and regulations, as well as the Code of Ethics and Code of Conduct, and disseminated to all employees via presentation by the superiors of each work unit in each division.

Pemberian Dana untuk Kegiatan Politik
Funding of Political Activities

Selama tahun 2025, Perseroan memastikan tidak ada dana yang dialokasikan atau diberikan untuk mendukung kegiatan politik dalam bentuk apa pun. Hal ini merupakan bagian dari komitmen Perseroan untuk senantiasa menjaga netralitas, independensi, dan integritas dalam operasional usaha.

Throughout 2025, the Company ensures no fund is allocated or provided to support any form of political activities. This is a part of the Company's commitment to maintain its neutrality, independence, and integrity in its business operations.



Perkara Penting dan Sanksi Administratif
Significant Cases and Administrative Sanction

Pada tahun 2025, tidak terdapat perkara hukum ataupun sanksi administratif, baik dalam ranah perdata maupun pidana, yang dikenakan kepada Perseroan, Entitas Anak, maupun jajaran Dewan Komisaris dan Direksi.

In 2025, there was no legal case or administrative sanction, either civil or criminal, imposed on the Company, its Subsidiaries, or the Board of Commissioners and Board of Directors.

Larangan Transaksi Orang Dalam [ESG-G.08]
Prohibition of Insider Trading

Perseroan menjunjung tinggi prinsip keterbukaan dan keadilan dalam pengelolaan informasi material. Oleh karena itu, setiap pihak yang memiliki akses terhadap informasi material yang belum dipublikasikan, termasuk Direksi, Dewan Komisaris, dan karyawan tertentu, dilarang melakukan transaksi atas efek Perseroan hingga informasi tersebut diumumkan secara resmi kepada publik. Perseroan berkomitmen memastikan kesetaraan perlakuan bagi seluruh Pemegang Saham, termasuk dalam akses informasi. Segala bentuk penyalahgunaan informasi orang dalam dipandang bertentangan dengan prinsip tata kelola yang baik dan dapat dikenai sanksi sesuai peraturan yang berlaku.

The Company upholds the transparency and fairness principles in the management of material information. Thus, any party with access to unpublished material information, including the Board of Directors, Board of Commissioners, and certain employees, are prohibited to commit any transaction involving Company's securities until the official public disclosure of such information. The Company is committed to ensure equal treatment for all Shareholders, including in terms of access to information. Any form of misuse of insider information are considered against the good corporate governance principle and may be subject to penalties in accordance with the applicable regulations.

Penanganan Benturan Kepentingan [ESG-G.09]

Conflicts of Interest Handling

Perseroan berkomitmen menjalankan kegiatan usaha secara transparan, profesional, dan berintegritas, dengan memastikan setiap keputusan didasarkan pada kepentingan terbaik Perseroan dan Pemegang Saham. Seluruh pihak yang terlibat dalam pengambilan keputusan, termasuk Dewan Komisaris, Direksi, maupun karyawan, didorong untuk menghindari potensi benturan kepentingan serta mengelola kepentingan pribadi secara bertanggung jawab dengan melaporkannya kepada pihak berwenang.

Perseroan juga menegakkan prinsip keterbukaan dan akuntabilitas dalam setiap transaksi bisnis agar kebijakan dan keputusan operasional tetap sesuai dengan peraturan yang berlaku serta tidak menimbulkan keuntungan pribadi yang tidak sah. Untuk mendukung hal ini, Perseroan mengembangkan budaya kepatuhan melalui sosialisasi dan pemahaman berkelanjutan kepada karyawan mengenai pentingnya pencegahan benturan kepentingan dalam setiap aspek pekerjaan.

The Company is committed to carry out its business activities transparently, professionally, and with integrity, by ensuring that every decision is based on the best interests of the Company and its Shareholders. All parties involved in the decision-making, including the Board of Commissioners, Board of Directors, and employees, are encouraged to avoid any potential of conflicts of interest, as well as managing their personal interests responsibly and to report it to the authorities.

The Company also uphold the principles of openness and accountability in every business transaction to ensure that all of the policies and operational decisions remain in accordance with applicable regulations and not leading in improper personal gain. In support of this measure, the Company continues developing a culture of compliance through continuous dissemination and awareness activities for employees on the importance of conflicts of interest prevention in every aspect of their work.



Sistem Pelaporan Pelanggaran
Whistleblowing System

Sebagai wujud komitmen terhadap integritas dan kepatuhan, Perseroan menyediakan sistem pelaporan pelanggaran (*whistleblowing system*/WBS). Mekanisme ini memungkinkan pelaporan atas indikasi kecurangan, penyuapan, atau bentuk pelanggaran lainnya, dengan jaminan kerahasiaan serta perlindungan bagi pelapor. Melalui sistem ini, Perseroan membangun budaya keterbukaan dan akuntabilitas di seluruh lini organisasi.

As a commitment to integrity and compliance, the Company provides a whistleblowing system (WBS). This mechanism receives any report on indication of fraud, bribery or any other form of violation, with guaranteed confidentiality and protection for the whistleblower. With this system in place, the Company is building the culture of openness and accountability across the organization.

Ruang Lingkup dan Media Pelaporan

Pelanggaran yang dapat dilaporkan melalui WBS mencakup:
1. Penyimpangan dari peraturan dan perundangan yang berlaku;
2. Penyalahgunaan jabatan untuk kepentingan lain di luar Perseroan;
3. Pemerasan;
4. Benturan kepentingan; serta
5. Gratifikasi.

Laporan dapat diajukan melalui surat dan *e-mail*. Pengaduan terkait dugaan pelanggaran akan ditindaklanjuti oleh Direksi U.P. *Fraud Detection, Investigation, and Litigation Team* (FDILT).

Scope and Reporting Media of Violation

Violation that can be reported via WBS includes:
1. Violation of the prevailing laws and regulations;
2. Abuse of power for other interest outside the Company;
3. Blackmail;
4. Conflict of interest; and
5. Gratification.

Report can be submitted via letter and email. Reports of suspected violations will be followed up by Board of Directors, and Fraud Detection, Investigation, and Litigation Team (FDILT).

Perlindungan bagi Pelapor

Perseroan memastikan perlindungan bagi setiap individu yang menyampaikan laporan dugaan kecurangan. Bentuk perlindungan tersebut mencakup kerahasiaan identitas serta informasi yang diberikan, sekaligus jaminan bebas dari ancaman, intimidasi, maupun perlakuan diskriminatif di tempat kerja.

Protection for Whistleblower

The Company ensures protection for anyone submitting the report of alleged violation. The protection include confidentiality of the identity and information submitted, as well as protection against any threat, intimidation, and discrimination at work.

Pengelola dan Penanganan Pelaporan

Setiap dugaan pelanggaran hukum di lingkungan Perseroan ditindaklanjuti melalui Tim FDILT sesuai ketentuan yang berlaku. Tim ini bertugas melakukan verifikasi dan investigasi atas laporan penyimpangan, lalu menyampaikan hasil beserta rekomendasi kepada Dewan Komisaris dan/atau Direksi, termasuk usulan pembinaan, sanksi disiplin, maupun tindakan perbaikan. Keputusan akhir ditetapkan sesuai hasil evaluasi dan kebijakan Perseroan.

Managing and Handling Reporting

Any alleged violation within the Company will be followed up by FDILT Team in line with prevailing regulations. The team will verify and investigate the violation report received, then report the result and the recommendation to the Board of Commissioners and/or Board of Directors, alongside proposed actions on coaching, disciplinary sanction or improvement. Final decision will be made based on the evaluation results and Company policies.

Laporan Pelanggaran dan Tindak Lanjutnya

Selama tahun 2025, Perseroan beserta Entitas Anak memastikan tidak ada pengaduan yang masuk terkait pelanggaran yang berdampak pada individu maupun kegiatan usaha.

Violation Report and Follow Up

Throughout 2025, the Company and its Subsidiaries ensure there was no complaint received related to any violation affecting individuals or business activities.

Laporan Keberlanjutan
Sustainability Report

6





Tata Kelola Keberlanjutan
Sustainability Governance

Komitmen Keberlanjutan

Perseroan secara konsisten memperkuat peran strategisnya dalam membangun budaya keberlanjutan dan menciptakan dampak positif di bidang ekonomi, sosial, dan lingkungan. Komitmen tersebut diwujudkan melalui penerapan prinsip-prinsip keberlanjutan secara menyeluruh dalam strategi bisnis, operasional, serta budaya kerja, sehingga memberikan nilai tambah berkelanjutan bagi seluruh pemangku kepentingan. [POJK.51-F.1]

Sustainability Commitment

The Company consistently strengthens its strategic role in fostering a culture of sustainability and creating a positive impact in the economic, social, and environmental aspects. This commitment is manifested through the comprehensive implementation of sustainability principles in its business strategy, operations, and work culture, thereby delivering continuous added value to all stakeholders. [POJK.51-F.1]

Pengelola Keberlanjutan [POJK.51-E.1]

Pengelolaan keberlanjutan di Perseroan dijalankan melalui peran masing-masing organ perusahaan. Setiap organ memiliki tugas dan tanggung jawab yang berbeda namun saling melengkapi, guna memastikan penerapan prinsip ekonomi, sosial, dan lingkungan berjalan konsisten di seluruh kegiatan usaha.

Sustainability Manager [POJK.51-E.1]

Sustainability management within the Company is carried out through the roles of each corporate organ. Each organ has distinct yet complementary duties and responsibilities to ensure the consistent implementation of economic, social, and environmental principles across all business activities.

Organ Perseroan Company Organ	Tugas dan Tanggung Jawab terkait Keberlanjutan Duties and Responsibilities related to Sustainability
Dewan Komisaris Board of Commissioners	Mengawasi pengelolaan risiko ekonomi, sosial, dan lingkungan dalam pengambilan keputusan strategis dan operasional. Supervise the management of economic, social, and environmental risks in strategic and operational decision-making.
Direksi Board of Directors	Memastikan aktivitas bisnis yang sehat yang telah mempertimbangkan dampak sosial dan lingkungan. Ensure healthy business activities that take into account social and environmental impacts.
Komite Audit Audit Committee	Mendukung peran Dewan Komisaris dalam melakukan pengawasan. Support the role of the Board of Commissioners in supervising.
Audit Internal Internal Audit	Memastikan pengelolaan risiko keberlanjutan pada aktivitas bisnis. Ensure the management of sustainability risks in business activities.
Unit Lain di Bawah Direksi Other Units Under the Board of Directors	Menerapkan prinsip keberlanjutan ekonomi, sosial, dan lingkungan sesuai bidang tugasnya. Apply the principles of economic, social, and environmental sustainability according to their field of work.

Pengembangan Kompetensi terkait Aspek Keberlanjutan [POJK.51-E.2]

Perseroan bersama Entitas Anak secara konsisten menyelenggarakan program pengembangan kompetensi untuk meningkatkan pemahaman seluruh organ perusahaan mengenai aspek keberlanjutan. Pada tahun 2025, program ini dilaksanakan secara efektif melalui berbagai media pembelajaran, antara lain platform digital, jurnal, dan kanal YouTube.

Competency Development related to Sustainability Aspects [POJK.51-E.2]

The Company, together with its Subsidiaries, consistently conducts competency development programs to enhance the understanding of all corporate organs regarding sustainability aspects. In 2025, these programs were effectively implemented through various learning media, including digital platforms, journals, and the YouTube channel.



Tantangan Penerapan Prinsip Keberlanjutan [POJK.51-E.5]

Perseroan bersama Entitas Anak menyadari adanya berbagai tantangan dalam penerapan prinsip keberlanjutan, baik yang bersumber dari faktor internal maupun eksternal. Untuk menjawab tantangan tersebut, Perseroan telah menyiapkan strategi yang terarah sebagaimana diuraikan pada tabel berikut.

Challenges of Implementing Sustainability Principles [POJK.51-E.5]

The Company, together with its Subsidiaries, recognizes various challenges in the implementation of sustainability principles, arising from both internal and external factors. To address these challenges, the Company has prepared a well-directed strategy as outlined in the following table.

Tantangan Challenges	Strategi Strategies
Internal Perseroan / Company Internal	
Keterbatasan kemampuan karyawan dalam memahami dan mengembangkan pengelolaan aspek keberlanjutan. **Limited employee's ability to understand and develop the management of sustainability aspects.**	Mengikutsertakan seluruh karyawan, khususnya penanggung jawab pengelolaan aspek keberlanjutan, dalam berbagai program pengembangan kompetensi terkait keberlanjutan. Involving all employees, especially those in charge of managing the sustainability aspect, in various competency development programs related to sustainability.
Eksternal Perseroan / Company External	
Perubahan kebijakan dan peraturan pemerintah mempengaruhi aktivitas bisnis yang dijalankan. **Changes in government policies and regulations affecting the business activities conducted.**	• Menganalisis kesesuaian aktivitas operasional dengan kebijakan pemerintah terkait keberlanjutan. • Mengelola dampak yang ditimbulkan dari aktivitas bisnis dengan baik dan efektif. • Analyzing the suitability of operational activities with government policies related to sustainability. • Managing the impacts arising from business activities properly and effectively.

Aspek Sosial
Social Aspect

Perseroan berkomitmen menciptakan kontribusi sosial yang berkelanjutan bagi seluruh pemangku kepentingan, baik internal (karyawan) maupun eksternal (nasabah, masyarakat, dan mitra usaha). Setiap aktivitas bisnis diarahkan tidak hanya untuk memberi manfaat langsung, tetapi juga untuk mendukung peningkatan kesejahteraan sosial dalam jangka panjang.

The Company is committed to creating sustainable social contributions for all stakeholders, both internal (employees) and external (customers, communities, and business partners). Every business activity is directed not only to deliver immediate benefits but also to support the long-term improvement of social welfare.

Aspek Ketenagakerjaan, Kesehatan, dan Keselamatan Kerja

Kesetaraan Gender dan Kesempatan Kerja
[POJK.51-F.18] [ESG-S.01, S.02, S.09]

Dalam rangka menciptakan lingkungan kerja yang inklusif dan adil, Perseroan berkomitmen terhadap kesetaraan gender dengan cara:

1. Mengedepankan perlakuan yang adil terhadap seluruh karyawan, tanpa memandang jenis kelamin, ras, suku, agama, etnis, maupun kecenderungan politik, terutama dalam hal pengembangan karier; serta
2. Memberikan kesempatan kepada karyawan perempuan untuk menduduki berbagai posisi dan jabatan strategis.

Perseroan juga menunjukkan komitmennya terhadap kesetaraan gender melalui proses rekrutmen dan pengelolaan SDM yang bebas dari intervensi, sebagaimana tercermin dalam komposisi karyawan berikut.

Employment, Occupational Health, and Safety Aspects

Gender Equality and Employment Opportunity
[POJK.51-F.18] [ESG-S.01, S.02, S.09]

In creating an inclusive and equitable work environment, the Company is committed to gender equality by:

1. Prioritizing fair treatment to all employees, regardless of gender, race, ethnicity, religion, ethnic group, or political interest, particularly in terms of career development; and
2. Providing the opportunity for female employees to hold various strategic positions.

The Company also demonstrates its commitment to gender equality through recruitment and HR management processes that are free from interference, as reflected in the following employee composition.

Level Jabatan Position Level	Pria Male		Wanita Female	
	Total Karyawan Total Employees	Persentase Karyawan Percentage of Employees (%)	Total Karyawan Total Employees	Persentase Karyawan Percentage of Employees (%)
Entry-Level	24	64.86	13	35.14
Mid-Level	5	62.50	3	37.50
Senior-Level	2	50.00	2	50.00
Executive-Level	9	81.82	2	18.18
Total Karyawan Total Employees	**40**	**66.67**	**20**	**33.33**

Komposisi Karyawan menurut Usia dan Level Jabatan di Tahun 2025
Employee Composition by Age and Position Level in 2025

Usia Age	Level Jabatan Position Level								Total Karyawan Total Employees
	Entry-Level		Mid-Level		Senior-Level		Executive-Level		
	Pria Male	Wanita Female	Pria Male	Wanita Female	Pria Male	Wanita Female	Pria Male	Wanita Female	
18-24 Tahun 18-24 Years Old	2	-	-	-	-	-	-	-	2
25-34 Tahun 25-34 Years Old	17	13	3	2	-	-	-	-	35
35-44 Tahun 35-44 Years Old	1	-	1	-	1	-	3	2	8
45-54 Tahun 45-54 Years Old	2	-	1	-	1	-	1	-	5
>55 Tahun >55 Years Old	2	-	-	1	-	2	5	-	10

Perseroan menjamin hak karyawan wanita sesuai ketentuan peraturan ketenagakerjaan, termasuk cuti melahirkan selama 90 hari dan fasilitas waktu laktasi. Selain itu, Perseroan juga menerapkan mekanisme pelaporan pelanggaran sebagai langkah preventif untuk mencegah potensi pelecehan seksual maupun tindakan diskriminasi di lingkungan kerja. [ESG-S.08]

The Company ensures the rights of female employees in accordance with labor regulations, including 90 days of maternity leave and lactation time facilities. In addition, the Company has implemented a reporting mechanism as a preventive measure to mitigate potential sexual harassment and discriminatory actions in the workplace. [ESG-S.08]

Tenaga Kerja Anak dan Tenaga Kerja Paksa
[POJK.51-F.19] [ESG-S.10]

Perseroan bersama Entitas Anak mematuhi ketentuan ketenagakerjaan dengan tidak mempekerjakan tenaga kerja di bawah usia 18 tahun serta memastikan bebas dari praktik kerja paksa. Komitmen ini diwujudkan melalui penerapan ketentuan jam kerja maksimal 40 jam per minggu sesuai peraturan yang berlaku.

Child Labor and Forced Labor [POJK.51-F.19] [ESG-S.10]

The Company, together with its Subsidiaries, complies with labor regulations by not employing workers under the age of 18 and ensuring the absence of forced labor practices. This commitment is realized through the implementation of a maximum working hour provision of 40 hours per week in accordance with applicable regulations.

Pelatihan dan Pengembangan Kemampuan Karyawan [POJK.51-F.22] [ESG-S.05]

Perseroan bersama Entitas Anak secara konsisten menyelenggarakan program pelatihan dan pengembangan berkelanjutan guna meningkatkan kompetensi karyawan. Program ini dilaksanakan melalui berbagai metode, baik internal maupun eksternal, termasuk pembelajaran mandiri dengan memanfaatkan beragam media.

Employee Training and Capacity Development
[POJK.51-F.22] [ESG-S.05]

The Company, together with its Subsidiaries, consistently conducts continuous training and development programs to enhance employee competencies. These programs are carried out through various methods, both internal and external, including self-directed learning utilizing diverse media.

Upah Minimum Karyawan [POJK.51-F.20]

Sebagai bentuk penghargaan atas kontribusi karyawan, Perseroan bersama Entitas Anak memberikan upah sesuai kebijakan internal dan ketentuan Upah Minimum Provinsi (UMP). Pada tahun 2025, Perseroan membayarkan upah minimum bagi karyawan level terendah sebesar Rp5.396.761,-, sejalan dengan UMP DKI Jakarta yang berlaku pada periode tersebut.

Kejadian Pelanggaran HAM [ESG-S.07]

Perseroan bersama Entitas Anak senantiasa mematuhi kebijakan Hak Asasi Manusia (HAM). Sepanjang tahun 2025, tidak ditemukan laporan pelanggaran HAM di lingkungan Perseroan maupun Entitas Anak, yang mencerminkan komitmen Perseroan terhadap penerapan prinsip-prinsip HAM dalam seluruh aktivitas usaha.

Lingkungan Kerja yang Layak dan Aman

[POJK.51-F.21] [ESG-S.11]

Perseroan bersama Entitas Anak secara konsisten menciptakan lingkungan kerja yang aman dan layak melalui berbagai inisiatif keselamatan, seperti penyediaan alat pemadam api ringan (APAR), tombol darurat (*fire alarms*), jalur evakuasi, serta fasilitas kotak P3K untuk mendukung respons cepat dalam kondisi darurat. Selain itu, Perseroan juga mengutamakan aspek kesehatan kerja dengan menyediakan fasilitas asuransi melalui BPJS Kesehatan serta menyelenggarakan program edukatif, seperti *Health Talk* dan *Health Corner* oleh PT Sinarmas Asset Management, guna meningkatkan kesadaran karyawan terhadap pentingnya kesehatan di tempat kerja.

Tingkat Kecelakaan Kerja [ESG-S.06]

Perseroan bersama Entitas Anak menyadari adanya risiko kecelakaan kerja di lingkungan operasional. Sebagai langkah antisipasi, Perseroan secara rutin melakukan sosialisasi pencegahan kecelakaan kerja melalui berbagai media internal, seperti *TV Broadcasting*, *E-mail Broadcasting*, dan saluran komunikasi lainnya. Sepanjang tahun 2025, Perseroan dan Entitas Anak berhasil mempertahankan catatan *zero accident* sebagai bukti komitmen terhadap keselamatan kerja.

Sarana Pengaduan Masalah Ketenagakerjaan

Sebagai wujud komitmen menciptakan lingkungan kerja yang sehat dan adil, Perseroan menyediakan saluran pengaduan bagi karyawan untuk menyampaikan keluhan atau masukan terkait ketenagakerjaan, kesehatan, dan keselamatan kerja. Setiap laporan yang diterima ditangani oleh Divisi *General Affair* maupun *Human Resources Development* secara objektif sesuai prosedur yang berlaku. Selama 3 tahun terakhir, Perseroan dan Entitas Anak tidak mencatat adanya pengaduan terkait aspek ketenagakerjaan, kesehatan, maupun keselamatan kerja, yang mencerminkan terciptanya iklim kerja yang kondusif.

Di sisi lain, sebagai upaya mempererat hubungan dengan karyawan dan membangun komunikasi yang terbuka, PT Pasar Dana Pinjaman (Danamas) selaku Entitas Anak menyelenggarakan acara

Employee Minimum Wage [POJK.51-F.20]

As a form of appreciation for employee contributions, the Company, together with its Subsidiaries, provides wages in accordance with internal policies and the Provincial Minimum Wage (UMP) regulations. In 2025, the Company paid a minimum wage for the lowest employee level amounting to Rp5,396,761, in line with the applicable DKI Jakarta UMP for the period.

Human Rights Violation [ESG-S.07]

The Company, together with its Subsidiaries, consistently complies with the Human Rights (HAM) policy. Throughout 2025, no reports of Human Rights violations were identified within the Company or its Subsidiaries, reflecting the Company's commitment to implementing Human Rights principles across all business activities.

Decent and Safe Work Environment

[POJK.51-F.21] [ESG-S.11]

The Company, together with its Subsidiaries, consistently fosters a safe and proper work environment through various safety initiatives, such as providing fire extinguishers, emergency buttons (fire alarms), evacuation routes, and first aid kits to support quick response in emergency situations. In addition, the Company prioritizes occupational health by providing insurance facilities through Indonesia's National Health Insurance (BPJS Kesehatan) and organizing educational programs such as Health Talk and Health Corner by PT Sinarmas Asset Management to raise employee awareness of the importance of health in the workplace.

Work Accident Rate [ESG-S.06]

The Company, together with its Subsidiaries, recognizes the potential risk of workplace accidents within its operational environment. As a preventive measure, the Company regularly conducts workplace accident prevention awareness programs through various internal media, such as TV Broadcasting, E-mail Broadcasting, and other communication channels. Throughout 2025, the Company and its Subsidiaries successfully maintained a zero-accident record as evidence of their commitment to occupational safety.

Employment Dispute Management

As a manifestation of its commitment to creating a healthy and equitable work environment, the Company provides a grievance channel for employees to submit complaints or feedback related to employment, health, and occupational safety. Each report received is handled objectively by the General Affairs Division or Human Resources Development in accordance with applicable procedures. Over the past 3 years, the Company and its Subsidiaries recorded no complaints related to employment, health, or occupational safety aspects, reflecting the establishment of a conducive work climate.

Meanwhile, as an effort to strengthen relationships with employees and foster an open communication, PT Pasar Dana Pinjaman (Danamas) as a Subsidiary, held a Mid-Year Townhall.



Mid-Year Townhall. Sejalan dengan hal tersebut, PT Sinartama Gunita juga melaksanakan berbagai kegiatan internal, antara lain *employee gathering/outing* untuk mempererat kebersamaan serta meningkatkan semangat kerja karyawan, serta *Townhall Meeting* sebagai sarana komunikasi terbuka antara manajemen dan karyawan dalam menyampaikan kinerja, strategi, serta membuka ruang dialog dan aspirasi.

In line with this initiative, PT Sinartama Gunita also organized various internal activities, such as employee gathering/outing to strengthen togetherness and enhance the working spirit of the employees, as well as Townhall Meeting to facilitate open communication between management and employee to convey performance, strategy, while providing a forum for dialogue and aspiration.

Pengembangan Sosial dan Kemasyarakatan
[POJK.51-F.23, F.25] [ESG-S.12]

Penggunaan Tenaga Kerja Lokal
Perseroan bersama Entitas Anak mengutamakan perekrutan tenaga kerja lokal sebagai wujud tanggung jawab sosial terhadap masyarakat sekitar wilayah operasional. Sepanjang tahun 2025, seluruh karyawan Perseroan dan Entitas Anak berasal dari masyarakat setempat, yang mencerminkan komitmen Perseroan dalam mendukung pemberdayaan ekonomi lokal.

Pemberdayaan Masyarakat Sekitar
Sebagai wujud komitmen dalam meningkatkan kesejahteraan masyarakat sekitar, Perseroan bersama Entitas Anak melaksanakan program pemberdayaan masyarakat yang difokuskan pada 3 bidang prioritas: pendidikan, kesehatan, serta literasi dan inklusi keuangan. Di bidang pendidikan, Perseroan memberikan beasiswa bagi siswa berprestasi. Pada bidang kesehatan, program dilaksanakan melalui kegiatan pengobatan gratis dan donor darah bekerja sama dengan Palang Merah Indonesia (PMI). Sementara itu, untuk mendukung peningkatan literasi dan inklusi keuangan, Perseroan menyelenggarakan kegiatan yang bertujuan memperluas akses masyarakat terhadap layanan keuangan sekaligus meningkatkan

Social and Community Development
[POJK.51-F.23, F.25] [ESG-S.12]

Local Labor Policy
The Company, together with its Subsidiaries, prioritizes the recruitment of local workers as a form of social responsibility toward communities surrounding its operational areas. Throughout 2025, all employees of the Company and its Subsidiaries were recruited from local communities, reflecting the Company's commitment to supporting local economic empowerment.

Community Empowerment
As a manifestation of its commitment to improving the welfare of surrounding communities, the Company, together with its Subsidiaries, implements community empowerment programs focused on 3 priority areas: education, health, and financial literacy and inclusion. In the education sector, the Company provides scholarships for outstanding students. In the health sector, programs are carried out through free medical treatment and blood donation activities in collaboration with the Indonesian Red Cross (PMI). Meanwhile, to support the enhancement of financial literacy and inclusion, the Company organizes activities aimed at expanding public access to financial services while improving their understanding. In addition to these three areas,

pemahaman mereka. Selain ketiga bidang tersebut, Perseroan juga memberikan dukungan bagi pengembangan Usaha Mikro, Kecil, dan Menengah (UMKM) melalui pelatihan dan pemberian bantuan, sebagai upaya mendorong kemandirian ekonomi masyarakat.

Perbaikan Sarana dan Prasarana Sosial

Sebagai bagian dari upaya memperkuat hubungan dengan masyarakat, Perseroan bersama Entitas Anak berkontribusi dalam perbaikan dan pengembangan fasilitas sosial, mencakup renovasi sekolah, tempat ibadah, fasilitas sanitasi, serta infrastruktur sosial lainnya. Inisiatif ini ditujukan untuk mendukung terciptanya lingkungan yang lebih layak, sehat, dan berdaya bagi masyarakat sekitar.

Donasi Lainnya

Perseroan bersama Entitas Anak juga menyalurkan berbagai bentuk donasi, antara lain bantuan bagi korban bencana alam, penyerahan hewan qurban, serta penggalangan dana untuk program wakaf Al-Qur'an.

Dalam 3 tahun terakhir, Perseroan beserta Entitas Anak telah melaksanakan kegiatan sosial secara berkelanjutan, yang dijelaskan sebagai berikut.

the Company also supports the development of Micro, Small, and Medium Enterprises (MSME) through training and financial assistance as an effort to promote community economic self-reliance.

Social Facilities and Infrastructure Improvement

As part of efforts to strengthen community relations, the Company, together with its Subsidiaries, contributes to the improvement and development of social facilities, including the renovation of schools, places of worship, sanitation facilities, and other social infrastructure. This initiative is intended to support the creation of a more decent, healthy, and empowered environment for surrounding communities.

Other Donations

The Company, together with its Subsidiaries, also distributes various forms of donations, including assistance for natural disaster victims, the distribution of sacrificial animals (qurban), and fundraising for waqf Al-Qur'an programs.

Over the past 3 years, the Company and its Subsidiaries have consistently carried out social initiatives, as described below.

PT Sinar Mas Multiartha Tbk (Perseroan)
PT Sinar Mas Multiartha Tbk (Company)

2025

Kesehatan / Health



Perseroan berpartisipasi dalam membantu anak-anak penyandang *thalassemia* di Indonesia ke Yayasan Thalassemia Indonesia.

The Company is assisting children with thalassemia in Indonesia through Thalassemia Indonesia Foundation.

2024

Pendidikan / Education

Perseroan menyalurkan bantuan senilai Rp165.048.725,- kepada SMK Ananda Bekasi sebagai bagian dari kerja sama pelaksanaan Praktik Kerja Industri (Prakerin) dan penyerapan lulusan, yang didukung oleh Eka Tjipta Foundation (ETF).	The Company provided assistance of Rp165,048,725 to SMK Ananda Bekasi as part of a cooperation for the implementation of Industrial Work Practice (Prakerin) and the absorption of graduates, supported by the Eka Tjipta Foundation (ETF).

Donasi Lainnya / Other Donations

Pemberian sembako.	Distribution of basic food packages.

2023

Pendidikan / Education

Perseroan menandatangani kesepakatan kerja sama dengan SMK Ananda Bekasi tentang Pelaksanaan Prakerin dibantu oleh ETF. Selain itu, Perseroan turut memberikan bantuan dalam rangka CSR ke SMK tersebut sebesar Rp1.089.395.475,-.	The Company signed a cooperation agreement with SMK Ananda Bekasi on the implementation of Prakerin, supported by ETF. The Company also provided CSR assistance to the SMK in the amount of Rp1,089,395,475.

PT Bank Sinarmas Tbk

PT Bank Sinarmas Tbk memiliki komitmen yang kuat melaksanakan program keuangan berkelanjutan yang memberikan manfaat positif, baik langsung maupun tidak langsung, bagi masyarakat sekitar. Dalam pelaksanaannya, Bank Sinarmas aktif terlibat dalam berbagai kegiatan, seperti pembinaan Usaha Mikro, Kecil, dan Menengah (UMKM), pengelolaan limbah, serta peningkatan literasi membaca. Program-program tersebut dijalankan oleh Divisi *Corporate Secretary* bekerja sama dengan unit-unit terkait lainnya. Melalui upaya ini, Bank Sinarmas memberikan kontribusi signifikan dalam pemberdayaan komunitas lokal.

Selain itu, Bank Sinarmas menyadari pentingnya peran sektor perbankan dalam memperkuat literasi keuangan masyarakat. Oleh karena itu, Bank melaksanakan berbagai program literasi keuangan dan inklusi finansial yang ditujukan kepada masyarakat umum. Dalam 3 tahun terakhir, Bank Sinarmas secara konsisten melaksanakan program pengembangan sosial dan kemasyarakatan, yang dijelaskan sebagai berikut.

PT Bank Sinarmas Tbk

PT Bank Sinarmas Tbk has a strong commitment to implement sustainable finance programs that provide positive benefits, either directly or indirectly, to the surrounding communities. In its implementation, Bank Sinarmas is actively involved in various initiatives, such as assistance for the Micro, Small, and Medium Enterprises (MSME), waste management, as well as reading literacy enhancement. These programs were implemented by Corporate Secretary Division in collaboration with other related units. Through these initiatives, Bank Sinarmas generates significant contribution to the empowerment of local communities.

Further, Bank Sinarmas realizes the important role of banking sector in strengthening public financial literacy. Accordingly, the Bank is carrying out various financial literacy and financial inclusion programs for general public. In the last 3 years, Bank Sinarmas has consistently carrying out social and community development programs, as outlined below.

2025

Edukasi dan Literasi Keuangan / Financial Education and Literacy





- Peresmian renovasi Panggung Baca, penyaluran dana UMKM, dan penyerahan Tabungan SIMPEL. Kegiatan ini dilakukan untuk mendukung pelaksanaan program literasi keuangan dan pemberdayaan masyarakat melalui pendidikan di Bogor pada tanggal 22 Februari 2025.
- Peresmian Rumah Produksi Kelompok Wanita Tani (KWT) Sejahtera, serta Gerakan Nasional Cerdas Keuangan (GENCARKAN) Otoritas Jasa Keuangan - Mengakselerasi Pemerataan Literasi Keuangan secara Masif dan Kolaboratif Bersama Kelompok Wanita Tani Sejahtera di Tasikmalaya pada tanggal 29 April 2025.

- Inauguration of Panggung Baca renovation, distribution of MSME funding, and handover of SIMPEL Savings. These activities were conducted to support the implementation of financial literacy program and community empowerment via education in Bogor on 22 February 2025.
- Inauguration of Production House of Women Farmers Group (KWT) Sejahtera, and National Financial Literacy Movement (GENCARKAN) by Financial Services Authority - Accelerating Financial Literacy in a Massive and Collaborative Manner with Sejahtera Women Farmers Group in Tasikmalaya on 29 April 2025.

2025



- Literasi Keuangan: Tips Kelola Keuangan Usaha di Yogyakarta pada tanggal 10 Juni 2025.
- Financial Literacy: Tips for Managing Business Financial in Yogyakarta on 10 June 2025.

Kesehatan / Health





- 38 Tahun Bank Sinarmas Melangkah: "Peduli Dari Hati, Sehatkan Masyarakat Banyuraden" di Yogyakarta pada tanggal 18 Agustus 2025.
- Pelaksanaan kegiatan donor darah di Jakarta pada tanggal 26 Agustus 2025.

- 38 Years of Bank Sinarmas: "Caring from the Hear, for the Health of Banyuraden Community" in Yogyakarta on 18 August 2025.
- Blood Donation event in Jakarta on 26 August 2025.

Pendidikan / Education

Program Pengembangan Kebun Baca Bank Sinarmas TBM Lentera Pustaka.

Bank Sinarmas Reading Park Development Program with TBM Lentera Pustaka.

Pemberdayaan Masyarakat / Community Empowerment



- Pembukaan Program "Optimalisasi Aplikasi Produksi Pangan Sehat Basis Teknologi Konsorsium Mikroorganisme Lokal" Tahun 2025 di Yogyakarta pada tanggal 25 Februari 2025.
- Opening of the 2025 "Optimization of Healthy Food Production Based on Local Microorganism Consortium Technology" in Yogyakarta on 25 February 2025.

Donasi Lainnya / Other Donations





2025

- Penuangan Celengan Tzu Chi Bank Sinarmas di Jakarta pada tanggal 3 Maret 2025.
- Berbagi Takjil Bank Sinarmas di Jakarta pada tanggal 13 Maret 2025.

- The pouring of Tzu Chi Bank Sinarmas Piggybank in Jakarta on 3 March 2025.
- Takjil Distribution with Bank Sinarmas in Jakarta on 13 March 2025.





- Buka puasa bersama, penyerahan donasi pembangunan dan kebutuhan pokok, serta wakaf Al-Qur'an kepada Pondok Yatim dan Dhuafa Yayasan Amal Sholeh Sejahtera di Jakarta pada tanggal 14 Maret 2025.
- Buka Puasa Bersama dengan TBM Lentera Pustaka di Bogor pada tanggal 21 Maret 2025.

- Breaking fasting, handover of donation for construction and basic needs, as well as Al-Qur'an waqf to Amal Sholeh Sejahtera Orphanage and Underprivileged Foundation in Jakarta on 14 March 2025.
- Breaking Fasting with TBM Lentera Pustaka in Bogor on 21 March 2025.







- Penyerahan Hewan Qurban ke MNC Peduli di Jakarta pada tanggal 5 Juni 2025.
- Penyerahan Hewan Qurban ke LAZ Al Azhar di Depok pada tanggal 6 Juni 2025.
- Penyerahan Hewan Qurban ke ke TBM Lentera Pustaka di Bogor pada tanggal 7 Juni 2025.

- Handover of Sacrificial Animals to MNC Peduli in Jakarta on 5 June 2025.
- Handover of Sacrificial Animals to LAZ Al Azhar in Depok on 6 June 2025.
- Handover of Sacrificial Animals to TBM Lentera Pustaka in Bogor on 7 June 2025.

2024

Edukasi dan Literasi Keuangan / Financial Education and Literacy

Pembukaan Tabungan SIMPEL kepada 20 anak pembaca aktif TBM Lentera Pustaka, Penyerahan tas sekolah Tzu Chi, donasi 5 perangkat komputer literasi digital, dan peluncuran motor baca SimobiPlus pada tanggal 28 Februari 2024.	The opening of SIMPEL savings accounts for 20 active readers of TBM Lentera Pustaka, Distribution of Tzu Chi school bags, donation of 5 digital literacy computer sets, and launching of SimobiPlus reading motorcycle on 28 February 2024.
Berpartisipasi pada acara Gerakan Nasional Cerdas Keuangan (GENCARKAN) OJK 2024 di JIEXPO Theater, Kemayoran, Jakarta Utara pada tanggal 22 Agustus 2024 yang juga merupakan momentum Hari Indonesia Menabung, bertemakan "Masyarakat Cerdas Keuangan Menuju Indonesia Emas 2045".	Bank Sinarmas participated in the 2024 National Financial Literacy Movement (GENCARKAN) event held by OJK at JIEXPO Theater, Kemayoran, North Jakarta, on 22 August 2024, coincided with Indonesia Saving Day, themed "Financially Smart Community Towards Golden Indonesia 2045".

Kesehatan / Health

Sepanjang tahun 2024, Bank Sinarmas Program Tahunan Donor Darah Bersama Palang Merah Indonesia dilaksanakan sebanyak 3 kali dengan total 219 kantong darah yang diterima.	Throughout 2024, Bank Sinarmas' Annual Blood Donation Program in collaboration with Indonesian Red Cross were held 3 times, with a total of 219 blood bags received.

Pendidikan / Education

Bank Sinarmas menjalin kerja sama dengan berbagai pihak untuk mendukung program pemerintah dalam meningkatkan mutu pendidikan. Salah satu bentuk kerja sama tersebut adalah kolaborasi dengan Taman Bacaan Masyarakat (TBM) Lentera Pustaka yang telah berjalan sejak tahun 2018. Program ini bertujuan menekan angka putus sekolah dan pernikahan dini, sekaligus menumbuhkan minat baca anak-anak usia sekolah di wilayah perkampungan dan pelosok daerah.	Bank Sinarmas collaborates with various stakeholders to support government initiatives aimed at improving the quality of education. One such collaboration is with the community reading center, Taman Bacaan Masyarakat (TBM) Lentera Pustaka, a partnership that has been ongoing since 2018. This program is designed to reduce school dropout rates and early marriages, while also fostering a reading culture among school-aged children in rural and remote areas.

2024

Pemberdayaan Masyarakat / Community Empowerment	
Pembukaan Program CSR Berkelanjutan Diseminasi Olah Limbah Peternakan dan Sampah Organik Basis Teknologi Konsorsium MOL Biotaro untuk Pangan Sehat di Kabupaten Gianyar pada tanggal 23 Februari 2024.	Opening of Sustainable CSR Program for Dissemination of Livestock Waste and Organic Waste Management with MOL Biotaro Consortium Technology for Healthy Food in Gianyar Regency on 23 February 2024.
"*Creative Expression for Social Impact*" bersama Bank Sinarmas dan Crafters Community, Shibori di TBM Lentera Pustaka, Desa Sukaluyu, Bogor, Jawa Barat pada tanggal 2 Juni 2024.	"Creative Expression for Social Impact" with Bank Sinarmas and Crafters Community, Shibori, held at TBM Lentera Pustaka, Sukaluyu Village, Bogor, West Java, on 2 June 2024.
Perbaikan Sarana dan Prasarana Sosial / Social Facilities and Infrastructure Improvement	
Memberikan bantuan penggantian, perawatan meja kursi, dan perbaikan toilet SD dan SMP Yapendik Ekklesia Dumai.	Assisted with the replacement, maintenance of tables and chairs, and repaired the toilets of SD and SMP Yapendik Ekklesia Dumai.
Bantuan dana sarana dan prasarana ruang di Polres Lubuklinggau oleh KCP Marga Rahayu.	Assisted with funding of facilities and infrastructure of Lubuklinggau Police (Polres) from KCP Marga Rahayu.
Keagamaan / Religious Activities	
Bank Sinarmas menyalurkan bantuan dana kepada sejumlah yayasan, pondok pesantren, masjid, musholla, dan gereja di berbagai wilayah Indonesia. Beberapa penerima bantuan, di antaranya adalah Pondok Pesantren Salafy Babussalam Sindangkerta Bandung Barat, Masjid Agung Al-Jami' Pekalongan, Pondok Pesantren Al-Islah Bungah Gresik, Masjid Al-Fatah dan Nurul Huda di Malang, Masjid Baiturohman Batu, Masjid An-Nur (Bumisari) Jakarta Selatan, Mushollah Ar-Raudhah, Yayasan Pendidikan Sosial Raudlotus Sibyan Albadawi Demak, Yayasan Ar Romah Insan Kamil, serta Gereja Katolik Paroki St. Fransiskus Asisi APO di Jayapura.	Bank Sinarmas provided financial assistance to several foundations, Islamic boarding schools, mosques, musholla, and churches al over Indonesia. Some of the beneficiaries are Salafy Babussalam Islamic Boarding School Sindangkerta West Bandung, Al-Jami' Grand Mosque Pekalongan, Al-Islah Bungah Islamic Boarding School Gresik, Al-Fatah and Nurul Huda Mosques in Malang, Baiturohman Mosque Batu, An-Nur (Bumisari) Mosque South Jakarta, Ar-Raudhah Musholla, Raudlotus Sibyan Albadawi Social Education Foundation Demak, Ar Romah Insan Kamil Foundation, and St. Fransiskus Asisi APO Catholic Parish Church in Jayapura.
Bank juga memberikan dukungan untuk kegiatan keagamaan lainnya, seperti donasi kegiatan *retreat* Gereja Pantekosta di Indonesia, wakaf Al-Qur'an, serta sumbangan hewan kurban yang disalurkan ke berbagai daerah dan kalangan masyarakat luas di Indonesia.	The Bank has also supported other religious activities, such as donations for the retreat activity of Pentecostal Church in Indonesia, waqf of the Al-Qur'an, and sacrificial animals' donation distributed to various regions and communities across Indonesia.
Dalam rangka menyambut bulan Ramadan 2024, Bank Sinarmas juga menyelenggarakan sejumlah program sosial, seperti Bingkisan Ramadhan untuk tenaga alih daya (*security, office boy/girl, cleaning service, driver,* dan ekspedisi), Buka Puasa Bersama karyawan dan panti asuhan/pondok pesantren, Berkah Takjil Ramadhan, serta bazar minyak goreng bekerja sama dengan Komando Distrik Militer di Makodim 0710 Pekalongan.	To celebrate the Holy Month of Ramadhan in 2024, Bank Sinarmas organized several social programs, such as Ramadan gifts for outsourcing workers (security, office boy/girl, cleaning service, drivers, and expeditions), Breaking Fasting with Employees and orphanages/Islamic boarding schools, Ramadhan Takjil Blessing, and a cooking oil bazaar in collaboration with the Military District Command at Makodim 0710 Pekalongan.
Donasi Lainnya / Other Donations	
Memberikan bantuan sembako kepada korban bencana alam banjir di Kabupaten Sarolangun Jambi melalui KCP Lintas Sumatra - Sarolangun.	Provided basic food donations for flood victims in Sarolangun Regency, Jambi, through KCP Lintas Sumatra - Sarolangun.
Memberikan bantuan sosial kebutuhan pangan pra-sejahtera DKI Jakarta.	Provided social assistance of food needs for the underprivileged in DKI Jakarta.
Memberikan bantuan sosial minyak goreng pra-sejahtera di Wongsorejo, Kabupaten Banyuwangi.	Provided social assistance of cooking oil for the underprivileged in Wongsorejo, Banyuwangi Regency.
Memberikan bantuan sosial minyak goreng untuk Polres Jakarta Selatan.	Provided social assistance of cooking oil for South Jakarta Police (Polres).
Memberikan bantuan pengadaan kursi roda oleh Yayasan Sahabat Insan Widyantara.	Donated wheelchairs through Sahabat Insan Widyantara Foundation.
CSR bantuan modal untuk Perhimpunan Perempuan Lintas Profesi Indonesia.	CSR assistance of capital for Indonesian Inter-Professional Women's Association.
Memberikan bantuan sosial minyak goreng pra-sejahtera di Kabupaten Banyuwangi, Kabupaten Bondowoso, dan Kabupaten Situbondo.	Provided social assistance of cooking oil for the underprivileged in Banyuwangi Regency, Bondowoso Regency, and Situbondo Regency.
Memberikan bantuan sosial minyak goreng Polresta Tulungagung.	Provided social assistance of cooking oil to Tulungagung Police (Polresta).
Memberikan bantuan sosial minyak goreng di Kota Malang.	Provided social assistance of cooking oil in Malang City.
Kegiatan sosial rutin bersama Tzu Chi, Penuangan Celengan Tzu Chi Bank Sinarmas di Sinarmas Land Plaza Thamrin, Roxy Square pada tanggal 20 Juni 2024.	Held regular social activities with Tzu Chi, Tzu Chi Bank Sinarmas Piggy Bank Pouring at Sinarmas Land Plaza Thamrin, Roxy Square on 20 June 2024.
Donasi beras dan alat sekolah bersama Tzu Chi Sinar Mas di TBM Lentera Pustaka, Desa Sukaluyu, Bogor, Jawa Barat pada 25 Agustus 2024 dan Kolong Jembatan Lodan Raya, Jakarta Utara pada 25 September 2024.	Donated rice and school supplies with Tzu Chi Sinar Mas at TBM Lentera Pustaka, Sukaluyu Village, Bogor, West Java, on 25 August 2024, and under the Lodan Raya Bridge, North Jakarta, on 25 September 2024.

2024

Memberikan bantuan atas bantuan musibah kebakaran rumah karyawan Bank Sinarmas.	Provided assistance for Bank Sinarmas employees affected by house fire incidents.
CSR kepada Raws Charity Taman Werdha Syailendra Foundation dan Raw Foundation.	CSR for Raws Charity Taman Werdha Syailendra Foundation and Raw Foundation.
Memberikan bantuan pengadaan mobil ambulans kepada Forum Komunikasi Kaum Betawi Indonesia (FORKKABI).	Donated an ambulance to Forum Komunikasi Kaum Betawi Indonesia (FORKKABI).
CSR kepada Serikat Pekerja Seluruh Indonesia (SPSI) PT Pabrik Kertas Tjiwi Kimia Tbk oleh KC Mojokerto.	CSR for a labor union, Serikat Pekerja Seluruh Indonesia (SPSI) PT Pabrik Kertas Tjiwi Kimia Tbk, by KCP Mojokerto.

2023

Edukasi dan Literasi Keuangan / Financial Education and Literacy	
Dalam rangka memenuhi target capaian program literasi dan inklusi keuangan, Bank Sinarmas terus menggunakan inovasi digital dan teknologi informasi. Pada tahun 2023, program dan kegiatan literasi dan inklusi keuangan yang dilaksanakan oleh Bank Sinarmas, antara lain Kegiatan FinExpo tahun 2023 di Yogyakarta dengan total biaya sebesar Rp78.000.000,-.	In meeting its financial literacy and inclusion program achievement targets, Bank Sinarmas continues using digital innovation and information technology. In 2023, Bank Sinarmas implemented the financial literacy and inclusion program and activities, including 2023 FinExpo Activities in Yogyakarta with a total cost of Rp78,000,000.
Kesehatan / Health	
Sepanjang tahun 2023, Bank Sinarmas Program Tahunan Donor Darah Bersama Palang Merah Indonesia dilaksanakan sebanyak 3 kali dengan total 255 kantong darah yang diterima. Alokasi dana yang dikeluarkan untuk program ini mencapai Rp19.500.000,-.	Throughout 2023, Bank Sinarmas' Annual Blood Donation Program in collaboration with Indonesian Red Cross was held 3 times with a total of 255 blood bags received. A total fund of Rp19,500,000 was allocated for this program.
Pendidikan / Education	
Melakukan pengembangan Kebun Baca Bank Sinarmas kepada Taman Bacaan Masyarakat Lentera Pustaka dengan biaya sebesar Rp70.650.000,-.	Developed Bank Sinarmas Reading Park with Lentera Pustaka Community Reading Park with a cost of Rp70,650,000.
Melaksanakan CSR 200 buku tulis dalam rangka menunjang kegiatan belajar mengajar para siswa-siswi di wilayah Masjid An-Nur (Bumisari) Jakarta Selatan dengan biaya sebesar Rp1.140.000,-.	Handed over CSR donation of 200 notebooks to support students' teaching and learning activities in An-Nur Mosque area (Bumisari) South Jakarta with a cost of Rp1,140,000.
Melaksanakan Kunjungan Industri Himpunan Mahasiswa Elektronika dan Informatika Fakultas Teknik Universitas Negeri Yogyakarta dalam rangka Pembelajaran QRIS dan Produk Bank dengan biaya sebesar Rp85.500.000,-.	Conducted an Industrial Visit of Electronics and Informatics Students Association, Faculty of Engineering, Universitas Negeri Yogyakarta to learn about QRIS and Bank Products with a cost of Rp85,500,000.
Perbaikan Sarana dan Prasarana Sosial / Social Facilities and Infrastructure Improvement	
Melaksanakan perbaikan rumah tidak layak huni Kota Solo dengan biaya sebesar Rp26.061.699,-.	Renovated uninhabitable houses in Solo City with a cost of Rp26,061,699.
Memberikan bantuan karpet Mushollah Ar-Raudhah dengan biaya sebesar Rp8.000.000,-.	Donated praying carpet in Ar-Raudhah Mushollah with a cost of Rp8,000,000.
Melaksanakan pembangunan Gedung Baru SMA Santo Bernardus Kota Pekalongan dengan biaya sebesar Rp10.000.000,-.	Constructed a new building for SMA Santo Bernardus, Pekalongan City with a cost of Rp10,000,000.
Pemberdayaan Masyarakat / Community Empowerment	
Melaksanakan pembinaan usaha pengolahan limbah peternakan sapi menjadi media tanam briket. Bank Sinarmas bekerja sama dengan PT Songsong Buwono Lestari dan Yayasan Harapan Lingkungan Hidup melakukan inisiasi program kemitraan berbasis pemberdayaan masyarakat di Desa Taro, Bali. Melalui teknologi mikro organisme lokal (MOL), limbah peternakan diolah menjadi produk briket tanam yang memiliki nilai ekonomi, sehingga berdampak pada peningkatan taraf ekonomi masyarakat. Program ini mendukung Tujuan Pembangunan Berkelanjutan: tujuan 1 tanpa kemiskinan, tujuan 2 tanpa kelaparan, tujuan 3 kehidupan sehat dan sejahtera, tujuan 4 pendidikan berkualitas, tujuan 6 air bersih dan sanitasi layak, tujuan 7 energi bersih dan terjangkau, tujuan 8 pekerjaan layak dan pertumbuhan ekonomi, tujuan 9 industri, inovasi dan infrastruktur tujuan 12 konsumsi dan produksi yang bertanggung jawab, tujuan 13 penanganan perubahan iklim, tujuan 15 ekosistem daratan, dan tujuan 17 kemitraan untuk mencapai tujuan. Total biaya untuk pemberdayaan masyarakat sebesar Rp303.387.000,-.	Conducted business coaching to process cattle farm waste into briquette planting media. Bank Sinarmas in collaboration with PT Songsong Buwono Lestari and Yayasan Harapan Lingkungan Hidup initiated a community empowerment-based partnership program in Taro Village, Bali. Using local microorganism (MOL) technology, livestock waste is processed into planting briquette product with economic value, thus contributing to the improvement of the community's economic status. This program aligns with the Sustainable Development Goals: goal 1 no poverty, goal 2 zero hunger, goal 3 good health and well-being, goal 4 quality education, goal 6 clean water and sanitation, goal 7 affordable and clean energy, goal 8 decent work and economic growth, goal 9 industry, innovation and infrastructure, goal 12 responsible consumption and production, goal 13 climate action, goal 15 life on land, and goal 17 partnerships for the goals. Total cost for community empowerment is Rp303,387,000.

2023	
Donasi Lainnya / Other Donations	
Memberikan donasi berupa sembako untuk korban gempa Cianjur dengan biaya sebesar Rp54.000.000,-.	Providing basic food donations for Cianjur earthquake victims with a cost of Rp54,000,000.
Memberikan bantuan kepada korban banjir di Kota Semarang sebesar Rp2.424.259,-.	Giving donations worth Rp2,424,259 to flood victims in Semarang City.
Menyelenggarakan bazar minyak goreng KCS Cirebon dengan biaya sebesar Rp4.432.000,-.	Organizing KCS Cirebon cooking oil bazaar with a cost of Rp4,432,000.
Memberikan 2.580 liter minyak goreng kepada keluarga besar Tentara Nasional Indonesia (TNI) dan Kepolisian Negara Republik Indonesia (Polri) dengan biaya sebesar Rp47.374.602,-.	Providing 2,580 liters of cooking oil to families of Indonesian National Army (TNI) and Indonesian National Police (Polri) with a cost of Rp47,374,602.
Memberikan 1.200 liter minyak goreng kepada masyarakat Kendalpayak, Malang, dengan biaya sebesar Rp21.957.501,-.	Providing 1,200 liters of cooking oil for the community of Kendalpayak, Malang, with a cost of Rp21,957,501.
Menyelenggarakan bazar minyak goreng murah, bekerja sama dengan Komando Resor Militer 071 Wijayakusuma Pekalongan, Jawa Tengah dengan biaya sebesar Rp6.929.028,-.	Organizing cheap cooking oil bazaar, collaborated with Military Resort Command 071 Wijayakusuma Pekalongan, Central Java with a cost of Rp6,929,028.
Memberikan 417 karton minyak goreng kepada masyarakat Jawa Timur dengan biaya sebesar Rp87.896.861,-.	Providing 417 cartons of cooking oil for the community of East Java with a cost of Rp87,896,861.
Memberikan donasi sembako dalam rangka memperingati Isra Miraj 1444 H untuk rumah tangga yang kurang mampu di wilayah Jakarta Barat dengan biaya sebesar Rp66.300.000,-.	Providing basic food donations to commemorate Isra Miraj 1444 H for underprivileged households in West Jakarta area with a cost of Rp66,300,000.
Memberikan 840 liter minyak goreng kepada masyarakat di Tanah Abang dengan biaya sebesar Rp17.040.000,-.	Providing 840 liters of cooking oil for the community in Tanah Abang with a cost of Rp17,040,000.
Memberikan bantuan modal untuk UMKM Perhimpunan Perempuan Lintas Profesi Indonesia dengan biaya sebesar Rp24.000.000,-.	Providing capital assistance for Indonesian Inter-Professional Women's Association MSME with a cost of Rp24,000,000.
Memberikan 670 karton minyak goreng kepada masyarakat yang kurang mampu di wilayah Jawa Tengah dengan biaya sebesar Rp154.100.000,-.	Providing 670 cartons of cooking oil to underprivileged communities in Central Java area with a cost of Rp154,100,000.
Memberikan donasi Idul Adha Polda Metro Jaya dengan biaya sebesar Rp216.200.000,-.	Providing an Idul Adha donation to Polda Metro Jaya with a cost of Rp216,200,000.
Memberikan 3 ekor sapi oleh KC Banyuwangi dengan biaya sebesar Rp60.000.000,-.	Providing 3 cows by KC Banyuwangi with a cost of Rp60,000,000.
Memberikan 317 karton minyak goreng dan 30 dus Pristine ke wilayah Demak dan Jakarta dengan biaya sebesar Rp71.345.281,-.	Providing 317 cartons of cooking oil and 30 boxes of Pristine to Demak and Jakarta areas with a cost of Rp71,345,281.
Menyerahkan hewan Qurban dalam rangka memperingati Hari Raya Idul Adha 1444 H ke Polsek Bandara Soekarno Hatta dengan biaya sebesar Rp72.000.000,-.	Handing over sacrificial animals to commemorate Eid al-Adha 1444 H to Soekarno Hatta Airport Sector Police Station (Polsek) with a cost of Rp72,000,000.
Menyerahkan hewan Qurban berupa sapi untuk Polda Metro Jaya dengan biaya sebesar Rp48.000.000,-.	Handing over cows as sacrificial animals to Polda Metro Jaya with a cost of Rp48,000,000.
Melaksanakan kegiatan sosial bersama Polda Metro Jaya dengan biaya sebesar Rp73.191.336,-.	Conducting social activities with Polda Metro Jaya with a cost of Rp73,191,336.
Memberikan bantuan 300 karton minyak goreng kepada organisasi Bhayangkari dengan biaya sebesar Rp75.600.000,-.	Providing 300 cartons of cooking oil for Bhayangkari organization with a cost of Rp75,600,000.
Memberikan donasi sembako untuk Komunitas Anak Jalanan oleh Polsek Menteng dengan biaya sebesar Rp28.266.000.	Providing basic food donations for Street Children Community with Polsek Menteng with a cost of Rp28,266,000.
Melaksanakan kegiatan sosial Kaki Palsu Bank Sinarmas dan Tzu Chi Sinar Mas dengan biaya sebesar Rp8.500.000,-.	Conducting social activity of Prosthetic Legs provisions by Bank Sinarmas and Tzu Chi Sinar Mas with a cost of Rp8,500,000.
Menyumbang hewan Qurban 2023 melalui MNC Peduli dengan biaya sebesar Rp22.000.000,-.	Donating 2023 sacrificial (Qurban) animals via MNC Care with a cost of Rp22,000,000.
Memberikan donasi hewan Qurban dalam rangka memperingati Hari Raya Idul Adha 1444 H kepada Pengurus Rohani Islam PT Pegadaian dengan biaya sebesar Rp30.000.000,-.	Donating sacrificial animals to commemorate Eid al-Adha 1444 H for Islamic Spiritual Management of PT Pegadaian with a cost of Rp30,000,000.
Memberikan 2000 *pocket* sarung, minyak goreng, beras, dan gula oleh KC Banyuwangi dengan biaya sebesar Rp227.252.176,-.	Providing 2000 pocket sarongs, cooking oil, rice and sugar by KC Banyuwangi with a cost of Rp227,252,176.
Memberikan Qurban berupa sapi dalam rangka memperingati Hari Raya Idul Adha 1444 H kepada warga TBM Lentera Pustaka dengan biaya sebesar Rp30.000.000,-.	Providing cow as Qurban animal to commemorate Eid al-Adha 1444 H to TBM Lentera Pustaka community with a cost of Rp30,000,000.

2023	
Memberikan bingkisan Ramadhan 1444 H kepada tenaga *outsourcing*, khususnya tenaga *support* (secur*ity, office boy/girl, cleaning service, driver,* serta ekspedisi) yang berada di kantor pusat non-operasional Thamrin dan Roxy Square dengan biaya sebesar Rp36.952.602,-.	Providing Ramadhan 1444 H gifts for outsourcing personnel, especially support personnel (security, office boy/girl, cleaning service, drivers, and expeditions) at Thamrin and Roxy Square non-operational head offices with a cost of Rp36,952,602.
Menyelenggarakan buka puasa bersama Bank Sinarmas dengan biaya sebesar Rp448.795.421,-.	Organizing break fasting activity with Bank Sinarmas with a cost of Rp448,795,421.
Melaksanakan kegiatan Berkah Takjil Ramadhan dengan biaya sebesar Rp45.350.000,-.	Conducting Ramadhan Takjil Blessing activities with a cost of Rp45,350,000.
Memberikan sembako Hari Raya Idul Fitri dengan biaya sebesar Rp50.000.000,-.	Providing basic food donations for Eid al-Fitr with a cost of Rp50,000,000.
Memberikan donasi sembako untuk pedagang kaki lima di wilayah Jakarta Selatan dengan biaya sebesar Rp151.200.000,-.	Providing basic food donations for street vendors in South Jakarta area with a cost of Rp151,200,000.
Memberikan donasi sembako kepada Yayasan Panti Sosial Anak Asuhan Ibu Yoyoh Maesaroh dengan biaya sebesar Rp40.500.000,-.	Providing basic food donations for Social Care Foundation for Orphaned Children of Ibu Yoyoh Maesaroh with a cost of Rp40,500,000.
Memberikan donasi sembako kepada Hajar Aswad Tani Indonesia dengan biaya sebesar Rp99.600.000,-.	Providing basic food donations for Hajar Aswad Tani Indonesia with a cost of Rp99,600,000.
Memberikan bantuan kebutuhan pangan kepada masyarakat di wilayah Jakarta Utara dan Jakarta Barat dengan biaya sebesar Rp92.250.000,-.	Providing food assistance for communities in North Jakarta and West Jakarta areas with a cost of Rp92,250,000.
Memberikan dukungan peningkatan prestasi dan kesejahteraan atlet dan mantan atlet Indonesia dengan Pasar Modal Indonesia dengan biaya sebesar Rp25.000.000,-.	Providing assistance to improve the performance and welfare of Indonesian athletes and ex-athletes with Indonesian Capital Market with a cost of Rp25,000,000.

PT Bank Nano Syariah

2025

Edukasi dan Literasi Keuangan / Financial Education and Literacy

Pada tahun 2025, Bank melakukan berbagai kegiatan edukasi dan literasi keuangan, antara lain: • *Fraud Awareness: Data Privacy & Protection*; • Nanobank Syariah *Goes to School*; • *Event* Kolaborasa: Komunitas Baking; • *Company Visit* Mahasiswa IPB; • *SocMed Content: Sharia Financial Edu*; • #WargaBaik on YouTube WKWK Project; • *Event* Economic Outlook 2026; • *Booth* di SYAFIF (Syariah Financial Fair) 2025; • *Booth* di ISEF 2026; • Peluncuran produk SRIA Ritel; • Peluncuran RTJH Aira iB; • *Booth* di SMDD 2025; • *Booth* di Wakaf International Padang 2025; • *Booth* di BPKH Hajj Fest; • Aira Muslim Festival 2025; serta • Nanobank x FemalePreneur: *Digital Marketing for* UMKM.	In 2025, the Bank held various financial education and literacy, including: • Fraud Awareness: Data Privacy & Protection; • Nanobank Syariah Goes to School; • Kolaborasa Event: Baking Community; • Company Visit IPB Students; • SocMed Content: Sharia Financial Edu; • #WargaBaik on YouTube WKWK Project; • Event Economic Outlook 2026; • Booth at SYAFIF (Syariah Financial Fair) 2025; • Booth at ISEF 2026; • Launching of SRIA Retail product; • Launching of RTJH Aira iB; • Booth at SMDD 2025; • Booth at Waqf International Padang 2025; • Booth at BPKH Hajj Fest; • Aira Muslim Festival 2025; and • Nanobank x FemalePreneur: Digital Marketing for MSME.

Donasi Lainnya / Other Donations

• Memberikan donasi dana beasiswa dan dana pengembangan sarana prasarana pesantren dalam rangka Milad ke-1 Nanobank Syariah kepada pesantren yang tersebar di 31 wilayah kantor cabang Nanobank Syariah. Adapun donasi yang diberikan kepada 55 pesantren dan 2.145 santri/siswa. • Memberikan donasi bantuan beasiswa pendidikan melalui Yayasan Karya Salemba Empat kepada 15 mahasiswa dari Universitas Syiah Kuala Banda Aceh, UIN Sumatra Utara, serta UIN Syarif Hidayatullah. • Memberikan donasi untuk pembangunan Masjid Al Falahiyyah di Kelurahan Nerogtog, Kecamatan Pinang, Kota Tangerang. • Memberikan donasi kepada Yayasan Kanker Anak Indonesia. • Memberikan donasi bagi korban banjir di Aceh, Sumatra Utara, dan Sumatra Barat melalui Asosiasi Bank Syariah Indonesia (ASBISINDO). • Donasi Hewan Qurban untuk Pesantren Bustanul Wildan RMI PCNU Kabupaten Bandung.	• Donations of scholarships and funds for development of Islamic boarding school (*pesantren*) to commemorate the 1st Anniversary of Nanobank Syariah to *pesantren* located in 31 areas of Nanobank Syariah branch office. The donation were given to 55 *pesantren* and 2,145 *santri* (*pesantren* students). • Donations of educational scholarship via Karya Salemba Empat Foundation for 15 college students of Universitas Syiah Kuala Banda Aceh, UIN North Sumatra, and UIN Syarif Hidayatullah. • Donations for the construction of Al Falahiyyah Mosque in Nerogtog Sub-district, Pinang District, Tangerang City. • Donations to Kanker Anak Indonesia Foundation. • Donations for flood victims in Aceh, North Sumatra, and West Sumatra through Indonesian Sharia Bank Association (ASBISINDO). • Donation of Qurban Animals for Pesantren Bustanul Wildan RMI PCNU Bandung Regency.

2024

Edukasi dan Literasi Keuangan / Financial Education and Literasi

- **Seminar Nasional**
  Meraih peluang pasar mesin pertanian Indonesia di mana Bank menyampaikan informasi terkait Produk Pembiayaan untuk Perorangan/Mitra Usaha.
- **Festival Kuliner**
  Meningkatkan *awareness* Nanobank Syariah melalui *roadshow event* kuliner di berbagai kota di Indonesia.
- **Kegiatan Sosialisasi UMKM Binaan Berau Coal**
  Memperkenalkan Produk Nanobank Syariah.
- **Manasik Haji Cilik Masal**
  Memperkenalkan kepada masyarakat terkait program religi khususnya di Jawa Timur.
- **Calvin Hartono Academy**
  Memperkenalkan Nanobank Syariah dan produknya.
- **Bank Nano Syariah Goes to School**
  Meningkatkan literasi dan inklusi keuangan melalui produk Simpanan Pelajar iB (Simpel iB).
- **Bincang-Bincang UMKM**
  Strategi sukses membuat *Business Proposal* untuk dukung pengajuan pembiayaan.
- **Baby Wearing with Love**
  Bekerja sama dengan Komunitas Ibu Gendong untuk literasi keuangan Nanobank Syariah.
- **Woman Book Club**
  Bekerja sama dengan komunitas mempersiapkan perencanaan keuangan untuk masa depan dan generasi yang lebih baik.

- **National Seminar**
  Seizing market opportunities in Indonesia's agricultural machinery sector, in which the Bank provided information on Financing Products for Individuals/Business Partners.
- **Culinary Festival**
  Raising awareness of Nanobank Syariah through a culinary roadshow event across various cities in Indonesia.
- **Socialization Activities for MSME Fostered by Berau Coal**
  Introducing Nanobank Syariah products.
- **Mass Children's Hajj Rehearsal**
  Introducing religious programs to the public, particularly in East Java.
- **Calvin Hartono Academy**
  Introducing Nanobank Syariah and its products.
- **Nanobank Syariah Goes to School**
  Improving financial literacy and inclusion through Simpanan Pelajar iB (Simpel iB) savings product.
- **MSME Talk**
  Sharing successful strategies for preparing a Business Proposal to support financing applications.
- **Baby Wearing with Love**
  Promoting financial literacy on Nanobank Syariah in collaboration with the Babywearing Mothers Community.
- **Woman Book Club**
  Collaborating with the community in preparing financial planning for a better future and generation.

Donasi / Donations

Menyerahkan Donasi "Aliran Kebaikan" kepada: • Badan Amil Zakat Nasional (Baznas) Republik Indonesia; dan • Badan Wakaf Indonesia (BWI).	Handover of "Aliran Kebaikan" donation to: • National Amil Zakat Agency (Baznas) of Republic of Indonesia; and • Indonesia Waqf Board (BWI).
Penyerahan Wakaf Al-Qur'an kepada Pimpinan Pusat Muhammadiyah sebanyak 250 Mushaf Al-Qur'an.	Handover of Al-Qur'an waqf of 250 Mushaf Al-Qur'an to Central Leadership of Muhammadiyah.
Penyerahan hewan kurban kepada PP Muhammadiyah melalui Lembaga Amil Zakat, Infaq, dan Shadaqah Muhammadiyah (Lazismu).	Handover of sacrificial animals to PP Muhammadiyah via Muhammadiyah Zakat, Infaq, and Sadaqah Agency (Lazismu).
Penyerahan hewan kurban kepada Pengurus Besar Nahdlatul Ulama (PBNU) melalui Lembaga Amil Zakat dan Shadaqah Nahdlatul Ulama (Lazisnu).	Handover of sacrificial animals to Supreme Board of Nahdlatul Ulama (PBNU) via Nahdlatul Ulama Zakat and Sadaqah Agency (Lazisnu).

2023

Edukasi dan Literasi Keuangan / Financial Education and Literasi

Pada tanggal 28 September 2023, Nanobank Syariah mengadakan Nebeng Kopdar Vol. 11. Melalui kegiatan ini, Nanobank Syariah memberikan fasilitas *Community Hub* sebagai bentuk dukungan untuk para UMKM agar menjadi lebih baik.	On 28 September 2023, Nanobank Syariah held Nebeng Kopdar Vol. 11. With this event, Nanobank Syariah provides Community Hub facility as a form of support for MSME to be better.
Nanobank Syariah bekerja sama dengan Myskill.id dalam kegiatan *HR Connect* membahas *"Industrial Relation* dan Isu Ketenagakerjaan*"*. Kegiatan ini dihadiri lebih dari 50 peserta yang datang dari berbagai industri yang berbeda.	Nanobank Syariah in collaboration with Myskill.id in HR Connect event discussing "Industrial Relations and Employment Issues". This event was attended by more than 50 participants coming from various industries.

Pemberdayaan Masyarakat / Community Empowerment

Untuk meningkatkan kecakapan dalam berbisnis, Nanobank Syariah memfasilitasi para barista untuk meningkatkan *skill* melalui *workshop* bertajuk *Coffee Cupping, Specialty Coffee/Artisan Coffee* yang merupakan metode analisis yang digunakan untuk mengevaluasi kualitas kopi. Metode ini digunakan untuk sampel kopi, mulai dari kualitas keseluruhan hingga karakteristik individu dari kopi, seperti keasaman atau *body* dan catatan rasa tertentu di dalamnya.	To improve skills in business, Nanobank Syariah facilitates baristas to improve their skills through a workshop entitled Coffee Cupping, Specialty Coffee/Artisan Coffee, which is an analytical method used to evaluate coffee quality. This method is used to sample coffee, ranging from overall quality to individual characteristics of the coffee, such as acidity or body and certain flavor notes in it.

PT Asuransi Sinar Mas

2025

Edukasi dan Inklusi Keuangan / Education and Financial Inclusion



Literasi Keuangan dan Pembagian Asuransi Mikro bagi Petani di Kota Manado
Asuransi Sinar Mas (ASM) menyelenggarakan kegiatan literasi keuangan bagi para petani di Kota Manado pada tanggal 26 Juni 2025. Kegiatan ini dilakukan dalam rangka *Kick-Off* Bulan Literasi Keuangan serta wujud konkret dukungan terhadap Program GENCARKAN Otoritas Jasa Keuangan. Asuransi Sinar Mas juga membagikan perlindungan asuransi mikro Simas Petani secara gratis bagi 400 petani peserta literasi.

Financial Literacy and Distribution of Micro Insurance for Farmers in Manado City
Asuransi Sinar Mas (ASM) held financial literacy event for farmers in Manado City on 26 June 2025. This event was held to Kick-Off the Financial Literacy Month, as well as concrete support to GENCARKAN Program from Financial Services Authority. Asuransi Sinar Mas also distributed free Simas Petani micro insurance for 400 farmers who participated in the literacy event.



Literasi Keuangan bagi UMKM di Kota Batam
ASM kembali menyelenggarakan kegiatan literasi keuangan di Kota Batam pada tanggal 22 Agustus 2025. Kegiatan ini ditujukan kepada para pelaku Usaha Mikro, Kecil, dan Menengah (UMKM) dan diikuti oleh sekitar 100 pelaku UMKM yang terdaftar di Dinas Koperasi dan Usaha Mikro Kota Batam.

Financial Literacy for MSME in Batam City
ASM held another financial literacy event in Batam City on 22 August 2025. This event was aimed for the Micro, Small, and Medium Enterprises (MSME) and attended by around 100 MSME actors registered at the Cooperatives and Micro Enterprises Agency of Batam City.



Literasi Keuangan bagi Pegiat UMKM di Bengkulu Utara
Dalam rangka mendukung Program GENCARKAN, Otoritas Jasa Keuangan Provinsi Bengkulu menyelenggarakan kegiatan *business matching* dan literasi keuangan bagi para pegiat UMKM di Kabupaten Bengkulu Utara pada tanggal 11 September 2025. ASM bersama sejumlah lembaga jasa keuangan lainnya di Provinsi Bengkulu turut berpartisipasi dalam kegiatan tersebut dengan memberikan edukasi keuangan kepada para pegiat UMKM. Melalui kegiatan ini, diharapkan para peserta dapat meningkatkan pemahaman mengenai pengelolaan keuangan yang baik.

Financial Literacy for MSME Practitioners in North Bengkulu
In supporting the GENCARKAN Program, Financial Services Authority of Bengkulu Province held business matching and financial literacy event for MSME practitioners in North Bengkulu Regency on 11 September 2025. ASM and several other financial institutions in Bengkulu Province were participated in the event by providing financial education for MSME practitioners. It is expected that through this event, participants will be able to enhance their understanding about sound financial management.



Literasi Keuangan bagi Guru dan Siswa di SMK Strada 1 Jakarta
Sebagai bentuk kontribusi terhadap penguatan ekosistem pendidikan vokasi, Eka Tjipta Foundation menyelenggarakan pelatihan literasi digital dan keuangan bagi guru dan siswa SMK Strada 1 Jakarta pada tanggal 23 September 2025. Dalam kegiatan ini, ASM bersama XLSMART mendapat kesempatan untuk memberikan edukasi mengenai literasi keuangan dan literasi digital kepada para siswa SMK Strada 1 Jakarta.

Financial Literacy for Teachers and Students at SMK Strada 1 Jakarta
As a contribution to the strengthening of vocational ecosystem education, Eka Tjipta Foundation held digital literacy and financial training for teachers and students of SMK Strada 1 Jakarta on 23 September 2025. In this event, ASM and XLSMART had the opportunity to provide education on financial literacy and digital literacy to students of SMK Strada 1 Jakarta.

2025



Edukasi Keuangan bagi Siswa SMKN 1 Mamuju, Sulawesi Barat
ASM mendukung upaya Otoritas Jasa Keuangan dalam memperluas literasi keuangan di Indonesia. Sebagai bagian dari inisiatif tersebut, ASM menyelenggarakan kegiatan literasi keuangan di SMK Negeri 1 Mamuju, Sulawesi Barat pada tanggal 26 September dan diikuti oleh 100 siswa/i. Kegiatan ini juga menjadi bagian dari dukungan Asuransi Sinar Mas terhadap Program GENCARKAN dan rangkaian Bulan Inklusi Keuangan (BIK) yang dicanangkan oleh Otoritas Jasa Keuangan.

Financial Education for Students of SMKN 1 Mamuju, West Sulawesi
ASM supports the efforts of Financial Services Authority in expanding the financial literacy in Indonesia. As part of the initiative, ASM held financial literacy event at SMK Negeri 1 Mamuju, West Sulawesi on 26 September and participated by 100 students. This event was also a part of the support provided by Asuransi Sinar Mas to GENCARKAN Program and Financial Literacy Month (BIK) launched by Financial Services Authority.



Literasi Keuangan bagi Guru dan Siswa di SMK Ananda Bekasi
Eka Tjipta Foundation kembali menyelenggarakan pelatihan literasi digital dan keuangan bagi guru dan siswa SMK Ananda Bekasi pada tanggal 30 September 2025. Kegiatan ini merupakan bentuk kontribusi Eka Tjipta Foundation dalam memperkuat ekosistem pendidikan vokasi. Pada kesempatan tersebut, ASM bersama XLSMART memberikan edukasi mengenai literasi keuangan dan digital kepada para siswa SMK Ananda Bekasi.

Financial Literacy for Teachers and Students at SMK Ananda Bekasi
Eka Tjipta Foundation held another digital literacy and financial training for teachers and students of SMK Ananda Bekasi on 30 September 2025. This event was a contribution from Eka Tjipta Foundation in strengthening vocational education ecosystem. In this occasion, ASM and XLSMART provided financial literacy and digital education for the students of SMK Ananda Bekasi.



Berpartisipasi dalam Kuliah Umum dan Sinergi Asuransi Syariah di Universitas
Dalam rangka memperingati Hari Asuransi Nasional, Asosiasi Asuransi Umum Indonesia (AAUI) menyelenggarakan kegiatan Kuliah Umum dan Sinergi Asuransi Syariah di Universitas Muhammadiyah Purwokerto pada tanggal 7 Oktober 2025. ASM turut berpartisipasi dalam kegiatan tersebut dengan membuka *booth* sebagai bentuk dukungan terhadap penyelenggaraan acara oleh AAUI. Pada kesempatan ini, ASM juga membagikan Celengan Impian kepada para pengunjung yang datang ke *booth*.

Participated in Public Lecture and Sharia Insurance Synergy at University
In commemorating the National Insurance Day, the Indonesian General Insurance Association (AAUI) held a Public Lecture and Sharia Insurance Synergy at Universitas Muhammadiyah Purwokerto on 7 October 2025. ASM participated by opened up a booth as a support of the event held by AAUI. On this occasion, ASM also distributed Dream Piggybank to the visitors coming to the booth.



Literasi Keuangan bagi Komunitas Lari di Makassar
Dalam rangka BIK serta mendukung Program GENCARKAN, ASM menyelenggarakan kegiatan literasi keuangan bagi 2 komunitas lari di Makassar, yaitu Sinar Mas Runners Makassar dan Indorunners Makassar, pada tanggal 11 Oktober 2025. Melalui kegiatan ini, ASM memberikan edukasi keuangan kepada para anggota komunitas agar semakin memahami cara mengelola keuangan, mengenali risiko, serta memahami manfaat memiliki perlindungan asuransi, termasuk asuransi mikro.

Financial Literacy for Running Communities in Makassar
As part of Financial Literacy Month (BIK) and support of GENCARKAN Program, ASM held financial literacy event for 2 running communities in Makassar, namely Sinar Mas Runners Makassar and Indorunners Makassar, on 11 October 2025. In this event, ASM gave financial education for community members to enhance their understanding about financial management, identify risk, and understand the benefit of having insurance coverage, including micro insurance.

Edukasi Secara *Online* melalui Situs Web dan Media Sosial
Selain melaksanakan kegiatan literasi keuangan secara *offline*, ASM juga secara konsisten melakukan edukasi keuangan melalui konten dan artikel yang dipublikasikan di media sosial serta situs resmi perusahaan, yaitu www.sinarmas.co.id, sehingga informasi tersebut dapat diakses lebih luas oleh masyarakat. Pada tahun 2025, ASM telah melaksanakan edukasi keuangan secara *online* melalui publikasi sebanyak 100 konten dan artikel.

Online Education through Website and Social Media
Other than conducting offline financial literacy events, ASM also consistently provide financial education through content and article published in social media and its official website, namely www.sinarmas.co.id, enabling the information to be widely accessible by the public. In 2025, ASM has conducted online financial education through the publication of 100 contents and articles.

2025

Pemberdayaan Masyarakat / Community Empowerment

Kegiatan pemberdayaan masyarakat melalui Rumah Kreatif Sinar Mas di Kabupaten Humbang Hasundutan masih terus berlangsung. Selain itu, pendampingan terhadap UMKM mitra binaan Asuransi Sinar Mas juga terus dilakukan sebagai upaya untuk mendukung peningkatan kapasitas usaha agar UMKM dapat naik kelas.

Community empowerment activity through Sinar Mas Creative House at Humbang Hasundutan Regency still continues. In addition, assistance to MSME partners of Asuransi Sinar Mas is continued as a capacity building effort to enable MSME to further develop their businesses.

Donasi Lainnya / Other Donations



Pembagian Makanan Berbuka Puasa di Jakarta
Relawan Tzu Chi Cabang Sinar Mas menyiapkan dapur umum untuk berbuka puasa di Plaza Simas, Tanah Abang, pada tanggal 22 Maret 2025. Relawan yang berasal dari ASM, Sinar Mas Multi Finance, Bank Sinarmas, APP, dan Agribisnis bersama-sama menyiapkan sebanyak 650 paket makanan berbuka puasa. Kegiatan ini dilaksanakan sebagai bentuk berbagi berkah pada bulan suci Ramadan. Paket makanan berbuka tersebut dibagikan kepada para pengendara yang melintas serta disalurkan kepada 10 panti asuhan di beberapa wilayah.

Distribution of Breaking Fasting Meals in Jakarta
Tzu Chi Volunteer of Sinar Mas Branch prepared a public kitchen for breaking fasting at Plaza Simas, Tanah Abang, on 22 March 2025. These volunteers from ASM, Sinar Mas Multi Finance, Bank Sinarmas, APP, and Agribusiness jointly prepared 650 meal packages for breaking fasting as a form of sharing the blessings during the holy month of Ramadan. The breaking fasting meal packages were distributed to passing motorists and delivered to 10 orphanages in several areas.



Berbagi Berkah Paket Idul Fitri 1446 H dan Wakaf Al-Qur'an di Lhokseumawe
ASM bersama Asuransi Sinar Mas Unit Usaha Syariah melaksanakan kegiatan Berbagi Berkah berupa pembagian 100 paket Idul Fitri dan 250 wakaf Al-Qur'an di wilayah Lhokseumawe pada tanggal 25 Maret 2025.

Sharing Blessing of Eid al-Fitr 1446 H and Al-Qur'an Waqf in Lhokseumawe
ASM and Sharia Business Unit of Asuransi Sinar Mas held Sharing Blessing event by distributing 100 Eid al-Fitr packages and 250 Al-Qur'an waqf in Lhokseumawe on 25 March 2025.



Berbagi Berkah Paket Idul Fitri 1446 H dan Wakaf Al-Qur'an di Kelurahan Kramat Pela, Jakarta Selatan
ASM bersama Asuransi Sinar Mas Unit Usaha Syariah, Bengkel Tekno, dan Yayasan Tzu Chi Sinar Mas melaksanakan kegiatan Berbagi Berkah Paket Idul Fitri dan Wakaf Al-Qur'an di wilayah Kelurahan Kramat Pela, Jakarta Selatan, pada tanggal 25 Maret 2025. Dalam kegiatan ini, sebanyak 300 paket Idul Fitri dibagikan kepada masyarakat setempat.

Sharing Blessing of Eid al-Fitr 1446 H and Al-Qur'an Waqf in Kramat Pela Sub-district, South Jakarta
ASM and Sharia Business Unit of Asuransi Sinar Mas, Bengkel Tekno, and Tzu Chi Foundation Sinar Mas held Sharing Blessing event of Eid al-Fitr packages and Al-Qur'an Waqf in Kramat Pela Sub-district, South Jakarta, on 25 March 2025. In this event, 300 Eid al-Fitr packages were distributed to local community.



Berbagi Berkah Paket Idul Fitri 1446 H dan Wakaf Al-Qur'an di Kelurahan Rawa Terate, Jakarta Timur
ASM bersama Asuransi Sinar Mas Unit Usaha Syariah, Bengkel Tekno, dan Yayasan Tzu Chi Sinar Mas melaksanakan kegiatan Berbagi Berkah Paket Idul Fitri dan Wakaf Al-Qur'an di wilayah Kelurahan Rawa Terate, Cakung, Jakarta Timur, pada tanggal 25 Maret 2025. Dalam kegiatan ini, sebanyak 200 paket Idul Fitri dibagikan kepada masyarakat setempat.

Sharing Blessing of Eid al-Fitr 1446 H and Al-Qur'an Waqf in Rawa Terate Sub-district, East Jakarta
ASM and Sharia Business Unit of Asuransi Sinar Mas, Bengkel Tekno, and Tzu Chi Foundation Sinar Mas held Sharing Blessing event of Eid al-Fitr packages and Al-Qur'an Waqf in Rawa Terate Sub-district, Cakung, East Jakarta, on 25 March 2025. In this event, 200 Eid al-Fitr packages were distributed to local community.

2025



Berbagi Berkah Paket Idul Fitri 1446 H dan Wakaf Al-Qur'an di Banda Aceh
ASM bersama Asuransi Sinar Mas Unit Usaha Syariah melaksanakan kegiatan Berbagi Berkah Paket Idulfitri dan Wakaf Al-Qur'an di wilayah Banda Aceh pada tanggal 25 Maret 2025. Dalam kegiatan ini, sebanyak 100 paket Idul Fitri disalurkan kepada masyarakat Gampong Ajun, Aceh Besar. Selain itu, 250 mushaf Al-Qur'an juga diwakafkan kepada 5 masjid di wilayah Banda Aceh.

Sharing Blessing of Eid al-Fitr 1446 H and Al-Qur'an Waqf in Banda Aceh
ASM and Sharia Business Unit of Asuransi Sinar Mas held Sharing Blessing event of Eid al-Fitr packages and Al-Qur'an Waqf in Banda Aceh on 25 March 2025. In this event, 100 Eid al-Fitr packages were distributed to the community of Gampong Ajun, Aceh Besar. Also, 250 mushaf Al-Qur'an waqf were endowed to 5 mosques in Banda Aceh area.



Berbagi Berkah Paket Idul Fitri 1446 H dan Wakaf Al-Qur'an di Kelurahan Kampung Bali, Jakarta Pusat
ASM bersama Asuransi Sinar Mas Unit Usaha Syariah, Bengkel Tekno, dan Yayasan Tzu Chi Sinar Mas melaksanakan kegiatan Berbagi Berkah Paket Idul Fitri dan Wakaf Al-Qur'an di wilayah Kelurahan Kampung Bali, Jakarta Pusat, pada tanggal 26 Maret 2025. Dalam kegiatan ini, sebanyak 500 paket Idul Fitri dibagikan kepada masyarakat setempat.

Sharing Blessing of Eid al-Fitr 1446 H and Al-Qur'an Waqf in Kampung Bali Sub-district, Central Jakarta
ASM and Sharia Business Unit of Asuransi Sinar Mas, Bengkel Tekno, and Tzu Chi Foundation Sinar Mas held Sharing Blessing event of Eid al-Fitr packages and Al-Qur'an Waqf in Kampung Bali Sub-district, Central Jakarta, on 26 March 2025. In this event, 500 Eid al-Fitr packages were distributed to local community.

Asuransi Sinar Mas Berpartisipasi dalam Indonesia Catalogue Expo and Forum (ICEF-IPFE 2025) JIEXPO Kemayoran
ASM berpartisipasi dalam Indonesia Catalogue Expo and Forum (ICEF-IPFE 2025) yang diselenggarakan pada tanggal 30 Juli-1 Agustus 2025 di JIEXPO Kemayoran. Dalam kegiatan ini, ASM menawarkan berbagai promo menarik, antara lain diskon hingga 25% untuk pembelian produk asuransi. Pengunjung juga dapat menikmati Humbang Arabica Coffee secara gratis yang berasal dari UMKM binaan ASM, serta mengikuti berbagai aktivitas interaktif berhadiah langsung di *booth* Asuransi Sinar Mas.

Asuransi Sinar Mas Participated in the Indonesia Catalogue Expo and Forum (ICEF-IPFE 2025) JIEXPO Kemayoran
ASM participated in the Indonesia Catalogue Expo and Forum (ICEF-IPFE 2025) held on 30 July-1 August 2025 at JIEXPO Kemayoran. In this event, ASM offered various attractive promos, such as discount up to 25% with purchase of insurance product. Visitors can also enjoyed a free sip of Humbang Arabica Coffee, provided by ASM-assisted MSME partners, and participating in various interactive activities and received prices at Asuransi Sinar Mas booth.



Penuangan Celengan Bambu Komunitas Relawan Tzu Chi Asuransi Sinar Mas
Komunitas Relawan Tzu Chi Asuransi Sinar Mas mengadakan kegiatan penuangan celengan bambu di Plaza Simas, Pusat Layanan Klaim Simas Mobil, dan Menara Tekno pada tanggal 15 Agustus 2025. Kegiatan ini diikuti oleh jajaran Direksi dan seluruh karyawan ASM serta unit usaha lainnya yang berada di gedung-gedung tersebut. Setiap celengan yang dituangkan mencerminkan doa dan kepedulian bagi sesama. Dana yang terkumpul kemudian disumbangkan kepada Yayasan Buddha Tzu Chi untuk mendukung berbagai kegiatan sosial dan kemanusiaan.

Bamboo Piggybank Pouring Event with Tzu Chi Volunteer of Asuransi Sinar Mas
Tzu Chi Volunteer Community of Asuransi Sinar Mas held bamboo piggy bank pouring event at Plaza Simas, Simas Mobil Claim Service Center, and Menara Tekno on 15 August 2025. This event was participated by the Board of Directors and all employees of ASM and other business units located in those buildings. Every piggy bank poured symbolized prayers and caring for others. The fund collected were then donated to Buddha Tzu Chi Foundation to support various social and humanitarian activities.

2025



Tzu Chi Sinar Mas Bersama Asuransi Sinar Mas Melakukan Kunjungan Kasih Yayasan Rumah Singgah Kasih Ampera
Tzu Chi Sinar Mas bersama Komunitas Relawan Tzu Chi Asuransi Sinar Mas melaksanakan kegiatan Kunjungan Kasih ke Yayasan Rumah Singgah Kasih Ampera di Pademangan, Jakarta Utara, pada tanggal 23 Desember 2025.

Kehangatan Natal terasa semakin nyata melalui kegiatan berbagi paket sembako dan bingkisan kepada para penghuni yayasan. Selain itu, kegiatan ini juga diisi dengan berbagai aktivitas kebersamaan yang penuh keceriaan, seperti bermain permainan (*games*) dan bernyanyi bersama yang diiringi alunan musik.

Tzu Chi Sinar Mas and Asuransi Sinar Mas Held Compassion Visit to Rumah Singgah Kasih Ampera Foundation
Tzu Chi Sinar Mas and Tzu Chi Volunteer Community of Asuransi Sinar Mas held a Compassion Visit to Rumah Singgah Kasih Ampera Foundation in Pademangan, North Jakarta, on 23 December 2025.

The warmth of Christmas was realized through the distribution of basic food packages and gifts to the residents. In addition, this event was also filled by various fun communal activities, such as games and singing together, accompanied by music.

2024

Edukasi dan Inklusi Keuangan / Education and Financial Inclusion

Komunitas Perempuan Peduli dan Berbagi (KPPB) mengadakan kegiatan sosial bertema "Bedug Cinta Ramadhan 2024" bersama anak-anak dhuafa di Tokyo Hub, Shopping Town PIK 2. Sebanyak 300 anak yatim dan dhuafa dari Jakarta diberikan kesempatan istimewa untuk merasakan kegembiraan melalui rangkaian kegiatan yang bermakna. PT Asuransi Sinar Mas (ASM) turut mendukung acara ini dengan mengadakan *storytelling* tentang asuransi, mengajak anak-anak belajar menabung, serta mengenal cara mengelola keuangan dengan bijak melalui pemutaran video dan sesi interaktif. Pada kesempatan ini, ASM juga membagikan celengan impian serta buku cerita dan buku mewarnai bertema asuransi.	Caring and Sharing Women Community (KPPB) organized a social event themed "Bedug Cinta Ramadhan 2024" with underprivileged (dhuafa) children at Tokyo Hub, Shopping Town PIK 2. A total of 300 orphaned and underprivileged children from Jakarta had the opportunity to experience joy through a series of meaningful activities. PT Asuransi Sinar Mas (ASM) supported this event with storytelling about insurance, encouraging children to learn to save money, and teaching them how to wisely manage their finance via video screenings and interactive sessions. At this event, ASM also distributed dream piggy bank, storybooks, and coloring books themed around insurance.
ASM dan Asuransi Sinar Mas Unit Usaha Syariah memberikan edukasi literasi dan inklusi keuangan kepada siswa SD, SMP, dan SMA Yayasan Perintis Pendidik Nusa sebagai bagian dari dukungan terhadap program Otoritas Jasa Keuangan. Dalam kegiatan ini, ASM juga membagikan 40 asuransi Simas Siswa Mikro kepada para siswa, 6 asuransi Simas Perlindungan kepada para pengajar, serta celengan impian sebagai sarana edukatif.	ASM and Asuransi Sinar Mas Sharia Business Unit gave financial literacy and inclusion education to elementary (SD), junior high (SMP), and senior high school (SMA) students of Yayasan Perintis Pendidik Nusa to support the Financial Services Authority's program. During this event, ASM also distributed 40 Simas Student Micro insurance policies to students, 6 Simas Protection insurance policies to teachers, and dream piggy banks as educational tools.
ASM berpartisipasi dalam kegiatan literasi keuangan bagi nelayan yang diselenggarakan oleh Otoritas Jasa Keuangan Provinsi Sumatra Selatan dan Bangka Belitung. Dalam kegiatan ini, ASM memberikan edukasi mengenai asuransi, membagikan celengan impian, serta memberikan Asuransi Mikro Simas Perlindungan secara gratis kepada 180 nelayan peserta literasi.	ASM participated in financial literacy program for fishermen held by the Financial Services Authority of South Sumatra and Bangka Belitung Province. At this event, ASM provided insurance education, distributed dream piggy banks, and provided free Simas Protection Micro Insurance to 180 fishermen participants.
Dalam rangka menyambut Bulan Inklusi Keuangan, Otoritas Jasa Keuangan Sulawesi Tenggara bersama ASM dan Forum Komunikasi Industri Jasa Keuangan (FKIJK) mengadakan kegiatan literasi keuangan bagi 110 warga Desa Bende, Kecamatan Wundulako, Kabupaten Kolaka.	In welcoming the Financial Inclusion Month, the Financial Services Authority of Southeast Sulawesi with ASM and Financial Services Industry Communication Forum (FKIJK) held a financial literacy event for 110 residents of Bende Village, Wundulako District, Kolaka Regency.
Otoritas Jasa Keuangan bersama ASM dan PT BPD Sumsel Babel Cabang Pagar Alam menyelenggarakan kegiatan literasi dan inklusi keuangan bagi warga Desa Tanjung Menang, Kota Pagar Alam, Sumatra Selatan. Dalam kegiatan ini, Asuransi Sinar Mas memberikan edukasi mengenai asuransi sekaligus membagikan Asuransi Simas Perlindungan kepada 200 warga.	The Financial Services Authority, ASM, and PT BPD Sumsel Babel Pagar Alam Branch organized a financial literacy and inclusion event for residents of Tanjung Menang Village, Pagar Alam City, South Sumatra. At this event, Asuransi Sinar Mas provided education about insurance and distributed Simas Protection insurance for 200 residents.
Otoritas Jasa Keuangan bersama ASM serta PT BPD Sumsel Babel Cabang Empat Lawang dan Cabang Pagar Alam melanjutkan kegiatan literasi dan inklusi keuangan. Kali ini, kegiatan ditujukan bagi warga Desa Lubuk Buntak, Kota Pagar Alam, Sumatra Selatan. Dalam kesempatan ini, ASM memberikan edukasi mengenai asuransi dan membagikan Asuransi Simas Perlindungan kepada 52 warga.	The Financial Services Authority with ASM and PT BPD Sumsel Babel Empat Lawang Branch, and Pagar Alam Branch continued the financial literacy and inclusion event. This time, the event targeted residents of Lubuk Buntak Village, Pagar Alam City, South Sumatra. In this occasion, ASM provided education about insurance and distributed Simas Protection insurance for 52 residents.

2024	
ASM menyelenggarakan kegiatan literasi keuangan bagi pelajar dan guru di SMP Frater Kendari, Sulawesi Tenggara. Kegiatan ini bertujuan menanamkan pentingnya pengelolaan keuangan sejak dini serta memberikan pemahaman tentang perencanaan keuangan dan asuransi. Dalam kesempatan ini, ASM juga membagikan celengan impian, Asuransi Mikro Simas Siswa Mikro kepada 289 siswa, dan Asuransi Mikro Simas Perlindungan kepada 26 guru secara gratis. Acara ini turut mendapat dukungan dari Otoritas Jasa Keuangan Sulawesi Tenggara.	ASM organized a financial literacy event for students and teachers at SMP Frater Kendari, Southeast Sulawesi. It aimed to instill the importance of financial management from early age and provide understanding of financial planning and insurance. In this occasion, ASM also distributed dream piggy banks, free Simas Micro Student Insurance for 289 students, and Simas Protection Micro Insurance for 26 teachers. The event was supported by the Financial Services Authority of Southeast Sulawesi.
ASM melanjutkan kegiatan literasi keuangan di Kota Sorong, Papua Barat Daya, dengan menyasar siswa dan guru di SD Negeri 4 Sorong. Dalam kegiatan ini, Asuransi Sinar Mas membagikan buku cerita dan buku mewarnai tentang asuransi, celengan impian, serta Asuransi Mikro Simas Siswa Mikro secara gratis kepada 218 siswa, dan Asuransi Mikro Simas Perlindungan kepada 19 guru. Kegiatan ini juga merupakan bentuk dukungan terhadap Gerakan Nasional Cerdas Keuangan (GENCARKAN) yang diinisiasi oleh Otoritas Jasa Keuangan bersama Dewan Nasional Keuangan Inklusif (DNKI).	ASM continued its financial literacy event in Sorong City, Southwest Papua, targeting students and teachers at SD Negeri 4 Sorong. In this activity, ASM distributed storybooks and coloring books on insurance, dream piggy banks, and free Simas Micro Student Insurance for 218 students, and Simas Protection Micro Insurance for 19 teachers. This event was a form of support for the National Financial Literacy Movement (GENCARKAN) initiated by Financial Services Authority and National Committee for Financial Inclusion (DNKI).
ASM melanjutkan kegiatan literasi keuangan di Kota Sorong, Papua Barat Daya, dengan menyasar para nelayan melalui kerja sama dengan Dinas Perikanan Kota Sorong. Kegiatan ini merupakan yang pertama kali ditujukan bagi nelayan dan mendapat respons positif karena dinilai bermanfaat dalam meningkatkan pemahaman terkait pengelolaan keuangan dan asuransi. Sebagai bagian dari kegiatan tersebut, ASM juga membagikan asuransi mikro gratis kepada 100 nelayan yang terdaftar di Dinas Perikanan.	ASM continued its financial literacy event in Sorong City, Southwest Papua, targeting fishermen in collaboration with Sorong City Fisheries Department. It was the first of its kind event, aimed at fishermen and received positive feedback, as it was considered beneficial to boost their understanding on financial management and insurance. As part of this activity, ASM also distributed free micro-insurance for 100 fishermen registered with the Fisheries Department.
ASM bersama Otoritas Jasa Keuangan, Bank Indonesia, dan Bank Bengkulu menyelenggarakan kegiatan literasi keuangan bagi masyarakat Desa Sukajaya, Kecamatan Kedurang Ilir, Kabupaten Bengkulu Selatan. Kegiatan ini merupakan bagian dari upaya mendorong inklusi keuangan di Bengkulu. Dalam kesempatan ini, ASM juga membagikan Asuransi Mikro Simas Perlindungan kepada peserta literasi dengan total 200 polis. Diharapkan kegiatan ini dapat meningkatkan pemahaman masyarakat mengenai asuransi, pengelolaan keuangan, penggunaan QRIS, dan Kredit Usaha Rakyat (KUR).	ASM, alongside Financial Services Authority, Bank Indonesia, and Bank Bengkulu, organized a financial literacy event for community in Sukajaya Village, Kedurang Ilir District, South Bengkulu Regency. This event was part of efforts to promote financial inclusion in Bengkulu. In this event, ASM distributed 200 Simas Protection Micro Insurance to the literacy participants. It is expected that this event will improve community understanding on insurance, financial management, QRIS usage and People's Business Credit (KUR).
ASM berpartisipasi sebagai narasumber dalam kegiatan literasi keuangan yang diselenggarakan oleh Forum Komunikasi Industri Jasa Keuangan (FKIJK) Sumatra Utara di SMA Negeri 1 Matauli Pandan. Kegiatan ini juga menghadirkan narasumber dari Bank Indonesia, Bank Sumut, Bank Syariah Indonesia, Bursa Efek Indonesia, dan Korea Investment and Sekuritas Indonesia (KISI). Sebanyak 650 peserta dari jenjang SD, SMP, dan SMA mengikuti acara ini dan memperoleh pemahaman mengenai pentingnya menabung sejak dini. Edukasi yang diberikan juga mencakup pemahaman bahwa menabung tidak hanya dilakukan melalui celengan atau bank, tetapi juga dapat berbentuk produk perlindungan (asuransi), investasi (saham), maupun emas.	ASM participated as a speaker in financial literacy event organized by the Financial Services Industry Communication Forum (FKIJK) of North Sumatra at SMA Negeri 1 Matauli Pandan. This event also featured speakers from Bank Indonesia, Bank Sumut, Bank Syariah Indonesia, Indonesia Stock Exchange, and Korea Investment & Securities Indonesia (KISI). A total of 650 participants from elementary, junior high, and senior high schools attended the event and gained understanding of the importance of saving from an early age. The education also covered the idea that saving can be done not only via piggy banks or banks but also protection products (insurance), investment (stocks), or gold.
ASM berpartisipasi dalam program Implementasi Ekosistem Kawasan Inklusif (EKI) di Desa Burong Mandi, Kabupaten Belitung, yang diselenggarakan oleh Otoritas Jasa Keuangan Provinsi Sumatra Selatan dan Bangka Belitung. Program ini menyasar warga Desa Wisata dengan tujuan meningkatkan akses terhadap layanan keuangan guna mendukung penguatan ekosistem ekonomi lokal serta memperluas literasi dan inklusi keuangan. Dalam kegiatan ini, ASM memberikan edukasi keuangan serta membagikan Asuransi Mikro Simas Perlindungan secara gratis kepada 100 nelayan peserta literasi.	ASM participated in Implementation of Inclusive Ecosystem (EKI) program in Burong Mandi Village, Belitung Regency, organized by Financial Services Authority of South Sumatra and Bangka Belitung. This program targeted the residents of Tourism Village with an aim of increasing access to financial services to support the strengthening of the local economic ecosystem and expanding financial literacy and inclusion. In this event, ASM provided financial education and distributed free Simas Protection Micro Insurance to 100 fishermen participants.
ASM berpartisipasi dalam program Ekosistem Pondok Pesantren Inklusif Keuangan Syariah (EPIKS) yang diselenggarakan oleh Kantor Otoritas Jasa Keuangan Provinsi Sumatra Selatan dan Bangka Belitung di Pondok Pesantren Aulia Cendikia. Program ini bertujuan meningkatkan literasi dan inklusi keuangan syariah bagi berbagai kelompok masyarakat. Dalam kegiatan ini, ASM memberikan edukasi keuangan serta membagikan Asuransi Simas Siswa Mikro kepada 200 santri dan santriwati sebagai bentuk dukungan terhadap peningkatan inklusi keuangan di Sumatra Selatan.	ASM participated in Sharia Financial Inclusion at Islamic Boarding School (EPIKS) program organized by Financial Services Authority of South Sumatra and Bangka Belitung at Aulia Cendikia Islamic Boarding School. This program aimed to improve financial literacy and inclusion for various groups within the community. In this event, ASM provided financial education and distributed Simas Micro Student insurance for 200 male/female students of the Islamic boarding school as part of support for increasing financial inclusion in South Sumatra.
Pemberdayaan Masyarakat / Community Empowerment	
ASM bersama Yayasan Buddha Tzu Chi Sinar Mas memberikan pelatihan pembuatan *eco print* bagi korban banjir dan tanah longsor di Desa Simangulampe, Kecamatan Baktiraja, Kabupaten Humbang Hasundutan, Sumatra Utara. Pelatihan ini bertujuan membekali para pemuda dan pemudi dengan keterampilan yang dapat menjadi sumber penghasilan tambahan bagi keluarga, sekaligus mendukung pemulihan pascabencana.	ASM and Buddha Tzu Chi Sinar Mas Foundation, provided eco-print training for victims of floods and landslides in Simangulampe Village, Baktiraja District, Humbang Hasundutan Regency, North Sumatra. The training aims to equip the local youth with skills that can serve as additional sources of income for their families, while also supporting post-disaster recovery efforts.

2024

Donasi Lainnya / Other Donations

ASM dan Asuransi Sinar Mas Unit Usaha Syariah melaksanakan kegiatan Tanggung Jawab Sosial (CSR) dalam rangka program "Berbagi Berkah Ramadan". Kegiatan ini mencakup pembagian 100 paket sembako kepada masyarakat yang membutuhkan di sekitar kantor cabang ASM Banda Aceh, yang berlokasi di Kantor Keuchik Peunayong. Pada kesempatan yang sama, ASM juga menyalurkan 310 mushaf Al-Qur'an ke-5 masjid di wilayah Banda Aceh.	ASM and its Sharia Business Unit conducted a Corporate Social Responsibility (CSR) activity as part of "Sharing Ramadan Blessings" program. This activity included the distribution of 100 staple food packages to those in need near the vicinity of ASM Banda Aceh branch office, located at the Keuchik Peunayong Office. On the same occasion, ASM also distributed 310 mushaf Qur'an to 5 mosques in the Banda Aceh area.
Dengan mengusung tema "Berbagi Berkah Ramadan", ASM bersama Asuransi Sinar Mas Unit Usaha Syariah, Bengkel Tekno, dan Yayasan Buddha Tzu Chi Sinar Mas melaksanakan kegiatan CSR berupa pembagian paket sembako dan wakaf Al-Qur'an di 2 lokasi, yakni Kampung Bali, Jakarta Pusat, dan Rawa Terate, Jakarta Timur. Pada 2 April 2024, sebanyak 200 paket sembako disalurkan kepada masyarakat yang membutuhkan, dan 100 mushaf Al-Qur'an diwakafkan ketiga masjid di Kelurahan Rawa Terate. Kegiatan dilanjutkan pada 3 April 2024 di Kampung Bali dengan pembagian 500 paket sembako serta wakaf 300 mushaf Al-Qur'an ke sebelas masjid.	With the theme of "Sharing Ramadan Blessings," ASM and its Sharia Business Unit, Bengkel Tekno, and Buddha Tzu Chi Sinar Mas Foundation, conducted CSR activities by distributing staple food packages and waqf Qur'an in 2 locations, namely Kampung Bali, Central Jakarta and Rawa Terate, East Jakarta. On 2 April 2024, 200 staple food packages were distributed to those in need, and 100 mushaf Qur'an were donated to three mosques in Rawa Terate Sub-district. The activity continued on 3 April 2024, in Kampung Bali, with 500 staple food packages distributed and 300 mushaf Qur'an donated to eleven mosques.
Sebagai bagian dari semangat Berkah Ramadan, relawan Tzu Chi dari ASM, Bank Sinar Mas, Asia Pulp & Paper (APP), dan Agribisnis mengadakan kegiatan dapur umum untuk menyediakan makanan berbuka puasa. Hidangan berbuka ini dibagikan kepada pengemudi ojek daring, petugas Penanganan Prasarana dan Sarana Umum (PPSU), dan masyarakat umum di depan kantor Asuransi Sinar Mas, Tanah Abang. Kegiatan serupa juga dilaksanakan di beberapa lokasi lainnya, seperti Cikupa, Fatmawati, Bogor, dan Mangga Dua.	As part of Ramadan Blessings spirit, Tzu Chi volunteers from ASM, Bank Sinar Mas, Asia Pulp & Paper (APP), and Agribusiness held a community kitchen to provide breaking fasting (iftar) meals. Meals were distributed to online motorcycle drivers, Public Infrastructure and Facilities Handling Officers (PPSU), and the general public in front of ASM Tanah Abang office. Similar activities were also held at other locations such as Cikupa, Fatmawati, Bogor, and Mangga Dua.
Komunitas relawan Tzu Chi dari ASM bersama relawan Tzu Chi Indonesia menyalurkan bantuan kebutuhan sehari-hari kepada warga RT 008 Kampung Bali, Jakarta Pusat, yang terdampak kebakaran pada 5 Juli 2024. Musibah tersebut menghanguskan 16 rumah, namun tidak menimbulkan korban jiwa. Bantuan ini diharapkan dapat membantu mempercepat pemulihan kondisi warga yang terdampak.	Tzu Chi volunteers from ASM and Tzu Chi Indonesia volunteers, distributed daily necessities assistance to residents of RT 008 Kampung Bali, Central Jakarta, who were victims of a fire on 5 July 2024. The fire destroyed 16 homes but claimed no life. It is hoped that the assistance may help accelerating the recovery of the affected residents.
Dalam rangka memperingati HUT ke-39, ASM berkolaborasi dengan Tzu Chi Sinar Mas mengadakan kegiatan pembagian 1.325 bibit tanaman kepada karyawan serta penuangan celengan bambu. Pembagian bibit ini diharapkan dapat menumbuhkan kepedulian terhadap lingkungan dan mendorong kontribusi nyata dalam mewujudkan lingkungan yang lebih hijau dan sehat.	In celebrating its 39th anniversary, ASM collaborated with Tzu Chi Sinar Mas to organize the distribution of 1,325 plant seedlings to employees and bamboo piggy bank pouring event. The seedlings distribution is expected to foster environmental awareness and encourage real contributions toward a greener and healthier environment.

2023

Edukasi dan Inklusi Keuangan / Education and Financial Inclusion

Dalam rangka mendukung rangkaian program Bulan Inklusi Keuangan yang diadakan oleh Otoritas Jasa Keuangan, yaitu *Road to* Bulan Inklusi Keuangan (BIK) pada bulan Oktober 2023, Asuransi Sinar Mas berkolaborasi bersama Asuransi Sumit Oto menyelenggarakan kegiatan Literasi dan Inklusi Keuangan bagi siswa-siswi SMA 13 Muhammadiyah Jakarta Barat. Dalam pelaksanaan literasi, peserta diberikan materi mengenai pengelolaan keuangan, pengenalan lembaga keuangan, serta pengenalan asuransi secara umum.	To support the series of Financial Inclusion Month programs held by Financial Services Authority, titled Road to Financial Inclusion Month (BIK) in October 2023, Sinar Mas Insurance collaborated with Sumit Oto Insurance to organize Financial Literacy and Inclusion event for SMA 13 Muhammadiyah students in West Jakarta. In the literacy event, participants are given material on financial management, introduction to financial institutions, and introduction to insurance in general.
Melanjutkan kegiatan literasi keuangan bagi para pegiat UMKM dan nelayan. Literasi keuangan kali ini diberikan bagi UMKM serta nelayan dan dilaksanakan bersamaan dengan penyelenggaraan Festival *Fish Market* Sewu Iwak Banyuwangi 2023 di Kampung Mandar, Banyuwangi. Acara ini diikuti oleh 70 perwakilan UMKM dan nelayan dari berbagai wilayah di Banyuwangi. Asuransi Sinar Mas juga membagikan 7.200 Asuransi Mikro Simas Perlindungan dan Celengan Impian secara gratis bagi UMKM dan nelayan Banyuwangi. Seremonial penyerahan dilakukan kepada perwakilan UMKM dan nelayan pada tanggal 28 Juli 2023 serta disaksikan oleh Bupati Banyuwangi, Ipuk Fiestiandani, dan para *Top Producer Partner* pemenang ATC.	Continuing the financial literacy event for MSME activists and fishermen. The financial literacy was given for MSME and fishermen and held in conjunction with the 2023 Sewu Iwak Banyuwangi Fish Market Festival in Mandar Village, Banyuwangi. The event was attended by 70 MSMEs and fishermen representatives from various regions in Banyuwangi. Sinar Mas Insurance also distributed 7,200 Simas Protection Micro Insurance and Dream Piggy Banks for free to Banyuwangi MSME and fishermen. The handover ceremony was held with MSME and fishermen representatives on 28 July 2023 and witnessed by Banyuwangi Regent, Ipuk Fiestiandani, and ATC winning Top Producer Partners.
Dalam upaya untuk meningkatkan pemahaman dan literasi keuangan di kalangan mahasiswa di Provinsi Jambi, Asuransi Sinar Mas bekerja sama dengan Otoritas Jasa Keuangan Provinsi Jambi untuk mengadakan acara edukasi yang berfokus pada asuransi dan keuangan. Acara ini berhasil menarik perhatian lebih dari 1.000 peserta, yang mayoritas merupakan mahasiswa dan mahasiswi Universitas Jambi (UNJA).	In increasing financial understanding and literacy among students in Jambi Province, Sinar Mas Insurance is collaborating with Jambi Province Financial Services Authority to hold educational event that focus on insurance and finance. This event succeeded in drawing the attention of more than 1,000 participants, most of them were Universitas Jambi (UNJA) students.

2023

Memberikan edukasi keuangan bagi para Ibu-Ibu Pemberdayaan Kesejahteraan Keluarga (PKK), Ketua Rukun Warga (RW), dan Petugas Penanganan Prasarana dan sarana Umum (PPSU). Melalui kegiatan ini, peserta diberikan pengetahuan mengenai perencanaan keuangan keluarga serta pengenalan instrumen keuangan yang dapat digunakan untuk mengelola keuangan, termasuk asuransi.	Providing financial education for Family Welfare Empowerment (PKK) Mothers, Heads of Neighborhood (RW), and Public Infrastructure and Facilities Handling Officers (PPSU). With this event, participants are given knowledge on family financial planning and introduction to financial instruments that can be used to manage finances, including insurance.
Dalam mendukung upaya Otoritas Jasa Keuangan untuk meningkatkan literasi dan inklusi keuangan di wilayah desa, Asuransi Sinar Mas turut berpartisipasi memberikan literasi keuangan bagi masyarakat yang berprofesi sebagai petani di Desa Air Sempiang, Kabawetan, Kabupaten Kepahiang, Bengkulu. Sebanyak 100 petani menerima Asuransi Mikro Simas Perlindungan. Simas Perlindungan merupakan produk asuransi mikro yang memberikan perlindungan 24 jam terhadap risiko kematian akibat kecelakaan yang dijamin oleh polis, cacat tetap akibat kecelakaan, serta santunan tunai harian.	To support Financial Services Authority's efforts to increase financial literacy and inclusion in villages, Sinar Mas Insurance is participating in providing financial literacy for farmers in Air Sempiang Village, Kabawetan, Kepahiang Regency, Bengkulu. A total of 100 farmers received Simas Protection Micro Insurance. Simas Protection is a micro insurance product providing 24-hours protection against the risk of death due to accidents covered by the policy, permanent disability due to accidents, as well as daily cash compensation.
Memberikan literasi keuangan bagi siswa-siswi SMA/SMK/MA di Kabupaten Bungo, Jambi yang diadakan bersama Otoritas Jasa Keuangan. Sebanyak 250 siswa-siswi dan 100 guru mengikuti kegiatan serta mendapatkan asuransi simas mikro gratis, meliputi Asuransi Simas Siswa Mikro bagi siswa, dan asuransi simas perlindungan bagi guru.	Providing financial literacy for SMA/SMK/MA students in Bungo Regency, Jambi held in collaboration with Financial Services Authority. A total of 250 students and 100 teachers participated in the event and received free micro simas insurance, including Simas Micro Student Insurance for Students, and protection simas insurance for teachers.
Pameran lembaga jasa keuangan atau *Financial Expo* (FinExpo) 2023 kembali diselenggarakan dengan mengusung tema "Akses Keuangan Merata, Masyarakat Sejahtera". Kegiatan FinExpo tahun 2023 merupakan rangkaian kegiatan BIK yang diinisiasi oleh Lembaga Jasa Keuangan, dan didukung oleh Otoritas Jasa Keuangan, Bank Indonesia, serta Lembaga Penjamin Simpanan. Kegiatan ini diselenggarakan pada tanggal 26-29 Oktober 2023 dan berlokasi di Pakuwon Mall Jogjakarta. Asuransi Sinar Mas berpartisipasi dalam acara tersebut dengan membuka *booth* pameran bersama dengan PT Bank Sinarmas. Dalam *event* ini, ASM memberikan penawaran menarik untuk setiap pembelian produk asuransi selama pameran berlangsung. Promo Bulan Inklusi Keuangan di antaranya diskon sebesar 25% untuk pembelian produk asuransi Simas Travel Overseas, Simas Pet, Simas Motor, dan Simas Mobil Exclusive. ASM juga membagikan buku cerita mengenai asuransi, celengan, serta *merchandise* kepada pengunjung yang melakukan berbagai aktivitas media sosial di *booth* ASM.	The 2023 financial services institutions exhibition or Financial Expo (FinExpo) will be held again with the theme "Equal Financial Access, Prosperous Society". FinExpo activities in 2023 are a series of BIK activities initiated by the Financial Services Institution, and supported by the Financial Services Authority, Bank Indonesia, and the Deposit Insurance Corporation. This activity will be held on 26-29 October 2023 and is located at Pakuwon Mall Jogjakarta. Sinar Mas Insurance participated in the event by opening a joint exhibition booth with PT Bank Sinarmas. In this event, ASM provides attractive offers for every purchase of insurance product during the exhibition. The Financial Inclusion Month promotion includes a 25% discount for purchasing Simas Travel Overseas, Simas Pet, Simas Motor and Simas Mobil Exclusive insurance products. ASM also distributed story books about insurance, piggy banks and merchandise to visitors who carried out various social media activities at the ASM booth.

Pemberdayaan Masyarakat / Community Empowerment

Berpartisipasi menjadi sponsor dalam ajang balapan kendaraan air, yakni Kopiko F1 *Powerboat* di Danau Toba, Sumatra Utara pada tanggal 24-26 Februari 2023, yang diikuti oleh 20 pembalap dari berbagai negara. Dalam pameran yang berlangsung selama *event*, Sinar Mas yang diwakili oleh Asuransi Sinar Mas menampilkan berbagai produk asuransi unggulan seperti Simas Mobil, Simas Travel, Simas Mikro, dan lain-lain. *Booth* juga menampilkan produk UMKM binaan yaitu Humbang Kriya.	Participated as a sponsor in the water vehicle racing event, Kopiko F1 Powerboat on Lake Toba, North Sumatra on 24-26 February 2023, attended by 20 racers of various countries. In the exhibition during the event, Sinar Mas, represented by Sinar Mas Insurance, displayed various superior insurance products such as Simas Mobil, Simas Travel, Simas Micro, and others. The booth also displays the products of Humbang Kriya, an assisted MSME.
Menyelenggarakan pelatihan pengolahan minyak jelantah menjadi sabun bagi warga Kelurahan Kampung Bali, Jakarta Pusat. Pelatihan yang diadakan berkolaborasi dengan Tim *Sustainable* Indonesia ini bertujuan untuk memberikan keterampilan dalam mengolah limbah menjadi barang yang lebih berguna dan dapat menjadi alternatif usaha baru untuk meningkatkan ekonomi masyarakat. Pada kesempatan ini, Asuransi Sinar Mas juga membagikan asuransi Simas Mikro gratis beserta celengan impian bagi peserta pelatihan.	Organizing training to process used cooking oil into soap for communities in Kampung Bali Sub-district, Central Jakarta. This training, held in collaboration with Sustainable Indonesia Team, aims to provide skills in transforming waste into more useful products and creating new business alternatives to improve the community's economy. On this occasion, Sinar Mas Insurance also distributed free Simas Micro insurance along with dream piggy banks to the training participants.
Menyelenggarakan pelatihan menganyam baion dan pembuatan produk jadi berbahan anyaman baion bagi artisan di Kabupaten Humbang Hasundutan. Rumah Kreatif Sinar Mas mencoba mengangkat kembali kegiatan menganyam/*mangaletek* yang telah 40 tahun ditinggalkan, agar dapat melanjutkan kearifan lokal di Humbang Hasundutan. Pelatihan menganyam dasar diikuti 13 artisan baion, sementara untuk pembuatan produk jadi diikuti oleh 10 peserta yang terdiri dari ibu-ibu dan remaja perempuan yang telah memiliki keterampilan menjahit.	Organized baion weaving training and making baion weaving finished products for artisans in Humbang Hasundutan Regency. Sinar Mas Creative House is seeking to revive weaving/mangaletek activities that have been left for 40 years, to pass on the local wisdom in Humbang Hasundutan. The basic weaving training was joined by 13 baion artisans, while the finished products making was joined by 10 participants consisting of mothers and young women who already had sewing skills.

2023	
Humbang Kriya, karya para artisan UMKM binaan Asuransi Sinar Mas, tampil memukau dalam *fashion show* dan pameran UMKM di Lake Toba Fashion Week 2023 (LTFW 2023) tanggal 6-8 Oktober 2023 di Sipinsur Geosite, Humbang Hasundutan, Sumatra Utara. Selama acara LTFW 2023, Humbang Kriya tampil dalam 3 sesi *fashion show* yang berbeda. Pada hari pertama, Humbang Kriya mempersembahkan 5 busana hasil kolaborasi dengan desainer Nick Djatnika dan 5 busana dari SHINE Collection by Humbang Kriya.	Humbang Kriya, the work of Sinar Mas Insurance assisted MSME artisans, looked stunning in the MSME fashion show and exhibition at Lake Toba Fashion Week 2023 (LTFW 2023) on 6-8 October 2023 at Sipinsur Geosite, Humbang Hasundutan, North Sumatra. In the LTFW 2023 event, Humbang Kriya appeared in 3 different fashion show sessions. On the first day, Humbang Kriya presented 5 clothes in collaboration with designer Nick Djatnika and 5 clothes from SHINE Collection by Humbang Kriya.
Asuransi Sinar Mas dan Rumah Kreatif Sinar Mas mengadakan *Training* dan Konser yang bertajuk *Music is Fantastic*. *Training* yang merupakan program dari Sentra Audio Visual Rumah Kreatif Sinar Mas ini dibawakan oleh Mauro Goia dan Mega Sihombing Goia. Acara ini bertujuan untuk memberikan pengetahuan dan wawasan baru kepada musisi-musisi lokal Kawasan Danau Toba dan Kabupaten Humbang Hasundutan.	Sinar Mas Insurance and Sinar Mas Creative House held training and concerts called Music is Fantastic. The training, a program from Sinar Mas Creative Home Audio Visual Center, was presented by Mauro Goia and Mega Sihombing Goia. This event aims to give new knowledge and insight to local musicians in Lake Toba area and Humbang Hasundutan Regency.
UMKM Binaan Asuransi Sinar Mas, Humbang Kriya, berkolaborasi dengan desainer Asosiasi Perancang Pengusaha Mode Indonesia - Sumatra Utara, Harry Hasibuan menghadirkan 10 koleksi busana cantik dan elegan yang menggabungkan keindahan kain Humbang Shibori dan Humbang EcoPrint di Sumut Fashion Week 2023.	Humbang Kriya, a Sinar Mas Insurance-assisted MSME, collaborated with Harry Hasibuan, a designer from Indonesian Fashion Entrepreneurs Designers Association - North Sumatra, presented 10 beautiful and elegant fashion collections, combining the beauty of Humbang Shibori and Humbang EcoPrint fabrics at North Sumatra Fashion Week 2023.
Donasi Lainnya / Other Donations	
Dalam rangka menyambut Hari Raya Idul Fitri 1444 H, Asuransi Sinar Mas bersama dengan Asuransi Sinar Mas Unit Syariah kembali melakukan kegiatan CSR melalui pembagian paket sembako bagi masyarakat kurang mampu di 3 lokasi sekitar kantor Asuransi Sinar Mas. Asuransi Sinar Mas membagikan 500 paket sembako kepada warga di Kelurahan Kampung Bali, 200 paket sembako di Kelurahan Kramat Pela, dan 200 paket sembako di Kelurahan Rawa Terate. Paket sembako terdiri dari beras 5kg, minyak goreng 1 liter, margarin, biskuit, dan tisu basah.	In commemorating Eid al-Fitr 1444 H, Sinar Mas Insurance and Sinar Mas Insurance Sharia Unit conducted CSR activities by distributing basic food packages for underprivileged communities in 3 locations surrounding Sinar Mas Insurance office. Sinar Mas Insurance distributed 500 basic food packages to residents of Kampung Bali Sub-district, 200 basic food packages in Kramat Pela Sub-district, and 200 basic food packages in Rawa Terate Sub-district. The basic food package consists of 5kg rice, 1 liter cooking oil, margarine, biscuits and wet tissue.
Asuransi Sinar Mas, bersama 11 perusahaan *ceeding*, turut berpartisipasi dalam kegiatan CSR yang diselenggarakan oleh PT Maskapai Reasuransi Indonesia Tbk di Pulau Pramuka. Kegiatan bertema Voluntrip #SeaTheKindness ini terdiri dari bantuan sembako untuk 280 keluarga, bantuan peralatan untuk 111 nelayan, penanaman 40 terumbu karang, dan 175 pohon bakau di wilayah Pulau Pramuka.	Sinar Mas Insurance, along with 11 ceding companies, participated in CSR activities organized by PT Maskapai Reinsurance Indonesia Tbk on Pramuka Island. The event, titled Voluntrip #SeaTheKindness consists of basic food assistance for 280 families, equipment assistance for 111 fishermen, planting 40 coral reefs, and 175 mangrove trees in Pramuka Island area.
Asuransi Sinar Mas dan Yayasan Budha Tzu Chi Sinar Mas Jakarta melakukan penyerahan bantuan bagi para korban banjir bandang dan longsor menerjang Desa Simangulampe Kecamatan Bakti Raja, Kabupaten Humbang Hasundutan, Sumatra Utara. Bantuan diberikan dalam bentuk pakaian, susu, perlengkapan bayi, dan perlengkapan sekolah.	Sinar Mas Insurance and Sinar Mas Jakarta Tzu Chi Buddhist Foundation handed over aid to victims of flash floods and landslides in Simangulampe Village, Bakti Raja District, Humbang Hasundutan Regency, North Sumatra. Aids provided are in the form of clothes, milk, baby equipment and school supplies.

PT Asuransi Simas Jiwa

2025	
Literasi dan Inklusi Keuangan / Financial Literacy and Inclusion	
Literasi Keuangan / Financial Literacy	
Pada tahun 2025, Asuransi Simas Jiwa (ASJ) menyelenggarakan kegiatan literasi keuangan dalam beberapa konsep/tema, yaitu: • Bukber Gaya Hidup atau Kebutuhan; • Yuk Mengenal Istilah-Istilah dalam Asuransi Syariah; • THR Habis dalam 3 Hari; • Menjadi *Financial Planner* untuk Diri Sendiri; • Gaji Kecil Susah Nabung?!!; • Gaji Bukan Dihabisin, Tapi Diatur; • Hindari Kesalahan dalam Membuat Warisan; • GenZ Harus Cerdas Finansial; • Merdeka Finansial; • Rahasia Keuangan Cerdas di Bulan Ramadhan; • *In This Economy* Belum Mikirin Masa Depan?; serta • *Legacy for Your* Generasi.	In 2025, Asuransi Simas Jiwa (ASJ) held financial literacy activities in several concepts/themes, namely: • Breaking Fasting: Lifestyle or Necessity; • Getting To Know Sharia Insurance Terms; • Holiday Bonus Gone in 3 Days; • Becoming a Financial Planner for Yourself; • Saving Challenges of Tiny Salary?!!; • Manage Your Salary, Instead of Spending It; • Avoid Mistakes in Estate Planning; • GenZ Must Be Financially Smart; • Financial Independence; • Smart Financial During Ramadhan; • Not Thinking About the Future in This Economy?; and • Legacy for Your Generation.

2025

Inklusi Keuangan / Financial Inclusion







Kegiatan literasi keuangan pada tahun 2025 terdiri dari:
- Ramadan Delight Market;
- ASJ & Bank CCBI mengadakan kegiatan inklusi di Sekolah Pahoa (Banten); serta
- Sinarmas Digital Day.

Financial literacy activities in 2025 consist of the following:
- Ramadan Delight Market;
- ASJ & Bank CCBI held inclusion activity at Pahoa School (Banten); and
- Sinarmas Digital Day.

2024

Literasi dan Inklusi Keuangan / Financial Literacy and Inclusion

Literasi Keuangan / Financial Literacy

Sepanjang tahun 2024, Asuransi Simas Jiwa (ASJ) memberikan edukasi tentang pentingnya merawat diri dengan cara memiliki proteksi untuk masa depan menggunakan asuransi melalui berbagai konsep/tema, yakni:
- *For a Better Life*;
- *Simas Goes to School*;
- *Be Frugal, Not Miserable*;
- Kenapa Sih Sehat Itu Mahal?;
- *Wisdom and Love: Legacy of Mothers*; serta
- Gengsi, Gen Z, *and Money*.

Throughout 2024, Asuransi Simas Jiwa (ASJ) provided education on the importance of self-care by having protection for the future by utilizing various concept/theme of insurance, including:
- For a Better Life;
- Simas Goes to School;
- Be Frugal, Not Miserable;
- Why Health So Expensive?;
- Wisdom and Love: Legacy of Mothers; and
- Status, Gen Z, and Money

Inklusi Keuangan / Financial Inclusion

ASJ menjadi sponsor di acara Hi Drone di PIK 2, 17 Mei 2024. Pada kegiatan ini, Simas Jiwa membuka *booth* untuk menarik komunitas MoGe kemudian akan dijelaskan mengenai produk dari Asuransi Simas Jiwa.	ASJ sponsored the Hi Drone event at PIK 2 on 17 May 2024. At this event, Simas Jiwa set up a booth to engage the MoGe community and provided information about Simas Jiwa's Insurance products.
ASJ melakukan kegiatan Rencana Aksi Keuangan Berkelanjutan (RAKB) yang berjudul "Living Community Make Over". Acara ini dilakukan di Petamburan 1 dan dilakukan dalam 3 tahap yaitu, 8 Juni, 3 Agustus, dan 18 September. Kegiatan ini bertujuan untuk mengajak warga Petamburan sadar dan peduli terhadap kebersihan lingkungan tempat tinggalnya dan tidak membuang sampah sembarangan lagi.	ASJ held the Sustainable Financial Action Plan (RAKB) titled "Living Community Make Over". This event was held in Petamburan 1 and conducted in 3 stages, on 8 June, 3 August, and 18 September. This event aimed to raise awareness among Petamburan residents to maintain cleanliness of their environment and not to litter.
ASJ ikut serta di acara Sinarmas Digital Day dengan dilaksanakan pada 27-28 September, ICE BSD. Pada kegiatan ini, ASJ membuka *booth* dan juga menyediakan *claw machine* untuk menarik pengunjung yang datang dan kemudian akan dijelaskan mengenai produk dari Asuransi Simas Jiwa.	ASJ participated in Sinarmas Digital Day event on 27-28 September at ICE BSD. At this event, ASJ set up a booth and a claw machine to attract visitors, followed by explanation of Simas Jiwa's Insurance products.
ASJ mengadakan *launching* produk "SiJi Proteksi Pasti" yang bekerja sama dengan China Construction Bank Indonesia pada 28 November. Pada kegiatan ini, ASJ membuka *booth* dan juga menjelaskan mengenai produk dari Asuransi Simas Jiwa.	ASJ launched "SiJi Proteksi Pasti" product in collaboration with China Construction Bank Indonesia on 28 November. ASJ set up a booth and gave information about Simas Jiwa insurance products.
ASJ mengadakan *customer gathering* dengan nasabah Bank Sinarmas di Angke Heritage, PIK 2 pada 6 Desember. Pada kegiatan ini, Simas Jiwa membuka kesempatan untuk nasabah melakukan *top up* produk "SiJi Fixed Link".	ASJ organized a customer gathering with Bank Sinarmas customers at Angke Heritage, PIK 2, on 6 December. During this gathering, Simas Jiwa provided an opportunity for customers to top up their "SiJi Fixed Link" product.
ASJ menjadi salah satu sponsor acara Musyawarah Nasional Perhimpunan Anak Transmigran Republik Indonesia (PATRI) ke-5 pada 18 Desember di Gedung Kementerian Transmigrasi. Pada kegiatan ini ASJ membuka *booth* dan juga menjelaskan mengenai produk dari Asuransi Simas Jiwa.	ASJ was one of the sponsors of 5th National Congress of Indonesian Transmigrant Children Association (PATRI) on 18 December, held at Ministry of Transmigration Building. At this event, ASJ set up a booth and gave information on Simas Jiwa's Insurance products.

2023

Literasi dan Inklusi Keuangan / Financial Literacy and Inclusion

Literasi Keuangan / Financial Literacy

Sepanjang tahun 2023, Asuransi Simas Jiwa (ASJ) memberikan edukasi tentang pentingnya merawat diri dengan cara memiliki proteksi untuk masa depan menggunakan asuransi melalui berbagai konsep/tema, yakni: • *Weekly* Syariah Penuh Berkah; • *Weekly Smart with Bancassurance* Edisi Bulan Inklusi Keuangan; • *How to Win from Small Things* Edisi Hari Kemerdekaan; • *Happy Week with Agency*; • *Let's Make Your Journey on the Board More Comfortable* Edisi Hari Peringatan Sedunia untuk Korban Lalu Lintas; • *Happiness VS Healthy* Edisi Merawat Diri Nasional; • *How to Win from Small Things* Edisi Hari Anak Jakarta Membaca; • *Smart Week with Digital Insurance* Edisi Bulan Inklusi Keuangan; dan • Impulsif Menjelang Gajian Edisi Tanggal Muda.	Throughout 2023, Asuransi Simas Jiwa (ASJ) provided education on the importance of self-care by having protection for the future by utilizing various concept/theme of insurance, namely: • Weekly Sharia Full of Blessings; • Weekly Smart with Bancassurance Financial Inclusion Month Edition; • How to Win from Small Things Independence Day Edition; • Happy Week with Agency; • Let's Make Your Journey on the Board More Comfortable World Day of Remembrance for Road Traffic Victims; • Happiness VS Healthy National Self Care Day Edition; • How to Win from Small Things Jakarta Children Reading Day Edition; • Smart Week with Digital Insurance Financial Inclusion Month Edition; and • Being Impulsive at the Beginning-of-Month Payday Edition.

Inklusi Keuangan / Financial Inclusion

Kegiatan Inklusi Keuangan di Persiapan Anak Usia Dini (PAUD) Mekar.	Financial Inclusion activity at Early Childhood Education (PAUD) Mekar.
ASJ menjadi sponsor di acara Siminvestival di Institut Pertanian Bogor. Pada kegiatan ini, ASJ membuka *photo box* untuk menarik mahasiswa dan menjelaskan produk yang dimiliki.	ASJ sponsored the Siminvestival event at Institut Pertanian Bogor. In this event, ASJ opened a photo box to attract students and explain about its products.
Berpartisipasi dalam perayaan ulang tahun J Trust Bank Mandiri yang ke-8, dimeriahkan oleh aneka *games* dan *door prize*, serta pengenalan produk *bancassurance* bagi pengunjung *mall*, serta karyawan J Trust Bank Mandiri.	Participated in the 8th anniversary celebration of J Trust Bank Mandiri, featuring various games and door prizes, as well as introduction of bancassurance products for mall visitors and J Trust Bank Mandiri employees.

Pemberdayaan Masyarakat / Community Empowerment

Pada Maret 2023, ASJ menyelenggarakan program kesadaran menjaga dan melestarikan lingkungan hidup dengan kegiatan penghijauan, yakni penanaman batang pohon dan/atau tanaman hias, serta pembagian pupuk tanaman berupa 10 *polybag* pucuk merah, 10 *polybag* jeruk nagami, 10 *polybag* jeruk limo, 10 *polybag* jambu kristal, 10 *polybag* jambu air, 40 pot kecil, 20 pot besar, 50 media tanam, dan 100 m rumput gajah mini di Ruang Publik Terpadu Ramah Anak, Kelurahan Gondangdia, Jakarta Pusat.	In March 2023, ASJ held an awareness program for environment protection and preservation through reforestation activities, namely planting tree trunks and/or ornamental plants, as well as distributing plant fertilizer of 10 polybags of red shoots, 10 polybags of nagami oranges, 10 polybags of limo oranges, 10 polybags of guava crystals, 10 polybags of water guava, 40 small pots, 20 large pots, 50 planting media, and 100 m of mini elephant grass at Child-Friendly Integrated Public Space, Gondangdia Sub-district, Central Jakarta.

Kesehatan / Health

Menyambut Hari Kesehatan Nasional, ASJ menyelenggarakan *Medical Check-Up* (MCU) secara gratis dengan jumlah peserta sebanyak 177 orang di Lobby Tower 2 Sinar Mas Land Plaza. Pada acara ini, dilakukan pemeriksaan gula darah, tensi, BMI secara gratis, dan suntik vitamin C. Di sisi lain, ASJ membuka *booth* untuk menginformasikan produk yang dimiliki.	In commemorating the National Health Day, ASJ held a free Medical Check-Up (MCU) with 177 participants at Lobby Tower 2 Sinar Mas Land Plaza. In this event, free blood sugar, blood pressure, BMI checks and vitamin C injections were performed. ASJ also opened a booth to inform about the its products.

Donasi Lainnya / Other Donations

Pemberian bantuan CSR sebesar Rp10.000.000,- kepada Warga Kelurahan Gondangdia, Jakarta Pusat.	Donated Rp10,000,000 CSR assistance for communities of Gondangdia Sub-district, Central Jakarta.
Pemberian *sponsorship* kepada warga Kelurahan Gondangdia, serta pemberian Asuransi *Personal Accident* gratis dengan uang pertanggungan sebesar Rp5.000.000,- bagi pegawai Kelurahan Gondangdia, Jakarta Pusat.	Providing sponsorship for communities of Gondangdia Sub-district, and providing free Personal Accident Insurance with a sum insured of Rp5,000,000 for Gondangdia Sub-district employees, Central Jakarta.

PT Asuransi Simas Insurtech

2025

Edukasi dan Literasi Keuangan / Financial Education and Literacy







- Kegiatan literasi dan inklusi keuangan di SMA Islam Harapan Ibu bekerja sama dengan Infobank pada tanggal 19 Maret 2025 di Pondok Pinang, Jakarta Selatan. Kegiatan ini diikuti oleh sekitar 200 peserta (siswa) dengan tema "*Protect Your Future, Secure Your Dream*".
- Kegiatan literasi keuangan bagi pegiat UMKM yang diselenggarakan bekerja sama dengan Asuransi Sinar Mas pada tanggal 12 Agustus 2025 di Kota Batam, dengan jumlah peserta sekitar 100 orang.
- Kegiatan literasi keuangan bekerja sama dengan Asuransi Sinar Mas pada tanggal 17 September 2025 di Yogyakarta, dengan tema "Peran Asuransi Umum & Reasuransi dalam Mewujudkan Ketahanan Keuangan dan Perlindungan Risiko di Indonesia". Kegiatan ini diikuti oleh sekitar 100 peserta (mahasiswa).

- Financial literacy and inclusion activities in Harapan Ibu Islamic Senior High School, in collaboration with Infobank on 19 March 2025 in Pondok Pinang, South Jakarta. This event was participated by approximately 200 participants (students) with a theme "Protect Your Future, Secure Your Dream".
- Financial literacy for MSME practitioners, in collaboration with Asuransi Sinar Mas on 12 August 2025 in Batam City, with approximately 100 participants.
- Financial literacy activity, in collaboration with Asuransi Sinar Mas on 17 September 2025 in Yogyakarta, with a theme "Role of General Insurance & Reinsurance in Realizing Financial Resilience and Risk Protection in Indonesia". This event was participated by approximately 100 participants (college students).

2024

Mengadakan kegiatan literasi dan inklusi keuangan bekerja sama dengan Infobank di SMA Dwiwarna, Parung, Bogor, pada 2 Mei 2024.	Carrying out financial literacy and inclusion event in collaboration with Infobank at SMA Dwiwarna, Parung, Bogor, on 2 May 2024.
Mengadakan kegiatan literasi dan inklusi keuangan di Panti Asuhan Muhammadiyah dan Aisyiyah, Belitung, pada 28 Juni 2024, yang diikuti oleh 70 peserta.	Carrying out financial literacy and inclusion event at the Muhammadiyah and Aisyiyah Orphanage, Belitung, on 28 June 2024, participated by 70 participants.
Mengadakan kegiatan literasi dan inklusi keuangan bekerja sama dengan Asuransi Sinar Mas di SMP Frater, Kendari, Sulawesi Tenggara, pada 20 September 2024.	Carrying out financial literacy and inclusion event in collaboration with Sinar Mas Insurance at SMP Frater, Kendari, Southeast Sulawesi, on 20 September 2024.
Mengadakan kegiatan literasi dan inklusi keuangan bekerja sama dengan Asuransi Sinar Mas bagi siswa dan nelayan di Sorong, Papua Barat Daya, yang dilaksanakan pada 26 September 2024.	Carrying out financial literacy and inclusion event in collaboration with Sinar Mas Insurance for students and fishermen in Sorong, Southwest Papua, on 26 September 2024.

2023

Edukasi dan Literasi Keuangan / Financial Education and Literacy

Melaksanakan program literasi dan inklusi keuangan di Kampung Bali, Jakarta dan SD Leuwiranji 5, Bogor.	Carrying out financial literacy and inclusion program in Kampung Bali, Jakarta and SD Leuwiranji 5, Bogor.
Mengadakan acara literasi dan inklusi keuangan berkolaborasi dengan Asuransi Sinar Mas di Kampung Bali, Jakarta.	Carrying out financial literary and inclusion event, in collaboration with Sinar Mas Insurance in Kampung Bali, Jakarta.

PT Reasuransi Nusantara Makmur

Sesuai dengan Peraturan Otoritas Jasa Keuangan No. 3 Tahun 2023 tentang Peningkatan Literasi dan Inklusi Keuangan di Sektor Jasa Keuangan bagi Konsumen dan/atau Masyarakat, perusahaan reasuransi termasuk pihak yang dikecualikan dari ketentuan pelaksanaan program literasi dan inklusi keuangan sebagaimana diatur dalam Pasal 36. Meskipun demikian, PT Reasuransi Nusantara Makmur tetap berkomitmen untuk berkontribusi dalam meningkatkan pemahaman masyarakat terhadap pengelolaan keuangan melalui

PT Reasuransi Nusantara Makmur

In line with the Financial Services Authority Regulation No. 3 of 2023 on Enhancement of Financial Literacy and Inclusion in Financial Services Sector for Consumers and/or Public, reinsurance companies are among the parties exempted from the requirement to implement financial literacy and inclusion program as stipulated in Article 36. However, PT Reasuransi Nusantara Makmur remains committed in contributing to improve public understanding of financial management by implementing social responsibility activities that are focused on

pelaksanaan kegiatan tanggung jawab sosial yang berfokus pada program literasi dan inklusi keuangan, khususnya terkait perencanaan keuangan, asuransi, dan reasuransi.

financial literacy and inclusion program, particularly related to financial planning, insurance, and reinsurance.

PT Sinar Mas Multifinance

2025

Literasi dan Inklusi Keuangan / Financial Literacy and Inclusion

- Kegiatan Literasi: Perseroan mengunggah konten pada *Official Account* Instagram (@simasfinance.id) mengenai serba-serbi perusahaan pembiayaan pada 30 Juni 2025.
- Kegiatan Inklusi: Perseroan melakukan sosialisasi produk PPIH dalam kegiatan Majelis Taklim An-Nisa yang berlangsung di Jatinegara, Jakarta Timur pada 19 April 2025.
- Partisipasi Perseroan dalam kegiatan Multifinance Day 2025 yang diselenggarakan di Atrium 3 Manado Town Square, Manado, Sulawesi Utara pada 10-12 Oktober 2025.

- Financial Literacy: the Company uploaded content on its Official Instagram Account (@simasfinance.id) on finance company insights on 30 June 2025.
- Inclusion Activity: the Company held a dissemination of PPIH products in Majelis Taklim An-Nisa in Jatinegara, East Jakarta on 19 April 2025.
- The Company participated in Multifinance Day 2025 held in Atrium 3 Manado Town Square, Manado, North Sulawesi on 10-12 October 2025.

Donasi Lainnya / Other Donations

- Perseroan bersama relawan Tzu Chi mengadakan kunjungan ke Panti Asuhan Hati Bangsa di Kecamatan Penjaringan, Jakarta Utara pada 14 Juni 2025. Kegiatan yang berlangsung pukul 10.00-14.30 WIB ini bertujuan memberikan edukasi, kebahagiaan, serta bantuan kepada anak-anak di panti tersebut. Acara diikuti oleh 36 anak panti yang didampingi oleh 5 relawan Tzu Chi x Sinar Mas Multifinance, 2 relawan Tzu Chi Sinar Mas, serta 4 relawan eksternal.
- Perseroan bersama relawan Tzu Chi mengadakan kunjungan ke Panti Jompo Wisma Sahabat Baru di Duri Kepa, Kecamatan Kebon Jeruk, Jakarta Barat pada 29 November 2025. Kegiatan yang berlangsung pukul 10.00-12.00 WIB ini bertujuan memberikan cinta kasih, kebahagiaan, serta bantuan kepada para penghuni panti. Sebanyak 16 opa dan oma serta 8 suster mengikuti kegiatan ini, didampingi oleh 5 relawan Tzu Chi x Sinarmas Multifinance, 1 relawan eksternal, dan 2 relawan dari Perusahaan.

- The Company and Tzu Chi volunteers visited the Hati Bangsa Orphanage in Penjaringan District, North Jakarta on 14 June 2025. This event, held from 10.00-14.30 WIB, was aimed to provide education and donation to the children at the orphanage. This event was attended by 36 orphanage children, accompanied by 5 Tzu Chi x Sinar Mas Multifinance volunteers, 2 Tzu Chi Sinar Mas volunteers, and 4 external volunteers.
- The Company and Tzu Chi volunteers visited Wisma Sahabat Baru Nursing Home at Duri Kepa, Kebon Jeruk District, West Jakarta on 29 November 2025. The event, held from 10.00-12.00 WIB, was aimed to share love, happiness, and assistance to the nursing home residents. A total of 16 elderly residents and 8 sisters participated in this event, accompanied by 5 Tzu Chi x Sinarmas Multifinance volunteers, 1 external volunteer, and 2 volunteers from the Company.

2024

Literasi dan Inklusi Keuangan / Financial Literacy and Inclusion

PT Sinar Mas Multifinance bekerja sama dengan Nanovest menyelenggarakan kegiatan edukasi dan literasi keuangan bertema "Pemahaman terhadap Instrumen Investasi - Menggali Potensi Investasi 4.0". Kegiatan ini dilaksanakan secara *hybrid*, baik secara langsung maupun melalui fitur Live Instagram. Dalam sesi ini, Sinar Mas Multifinance bersama narasumber dari Nanovest menjelaskan jenis-jenis, manfaat, dan risiko berbagai instrumen investasi, serta membagikan tips dalam memilih investasi yang sesuai dengan profil risiko masing-masing individu.	PT Sinar Mas Multifinance, in collaboration with Nanovest, organized an educational and financial literacy event themed "Understanding Investment Instruments - Exploring the Potential of Investment 4.0". The event was held in a hybrid format, both live and via Instagram Live feature. At this event, Sinar Mas Multifinance, together with Nanovest speakers, explained the types, benefits, and risks of various investment instruments, and shared tips on how to choose investments that fits an individual's risk profile.
Mengadakan edukasi dan literasi keuangan bagi masyarakat melalui partisipasi dalam acara "Multifinance Day 2024" yang diselenggarakan oleh Asosiasi Perusahaan Pembiayaan Indonesia di GAIA Mall, Pontianak, Kalimantan Barat, sebagai bagian dari Bulan Inklusi Keuangan 2024.	Conducted public financial education and literacy by participating in "Multifinance Day 2024" organized by the Indonesian Finance Company Association at GAIA Mall, Pontianak, West Kalimantan, as part of Financial Inclusion Month 2024.

2023

Literasi dan Inklusi Keuangan / Financial Literacy and Inclusion

Pada Semester I 2023, Sinar Mas Multifinance telah melaksanakan kegiatan edukasi keuangan dalam bentuk sosialisasi dengan judul "Program Edukasi Literasi Keuangan Generasi Milenial: Menjadi Milenial Cerdas Dalam Merencanakan Keuangan". Kegiatan tersebut bertujuan untuk memberikan edukasi kepada Generasi Milenial mengenai strategi penting dan langkah-langkah cerdas untuk mengelola uang dengan bijak, serta menjelaskan serba-serbi mengenai Perusahaan Pembiayaan dan diikuti oleh masyarakat umum sebanyak 60 peserta. Pelaksanaan edukasi dilakukan melalui aplikasi Zoom pada tanggal 27 Juni 2023.	In Semester I 2023, Sinar Mas Multifinance has conducted financial education activity through dissemination titled "Financial Literacy Education Program for Millennial Generation: Becoming Smart Millennials in Financial Planning". The activity aims to provide education for Millennial Generation on important strategies and smart steps to wise money management, as well as explaining various things about Financing Companies and attended by 60 participants of the general public. The education was done via Zoom on 27 June 2023.

2023

Sinar Mas Multifinance juga melaksanakan kegiatan inklusi keuangan dengan ruang lingkup kegiatan Perluasan Akses terhadap produk *New Car* dengan tajuk "SMMF *Test Drive New Car with Dealer*". Kegiatan tersebut diselenggarakan bekerja sama dengan *dealer* Mitsubishi dan Honda yang menyasar masyarakat umum dan diikuti oleh 12 orang dari masyarakat umum yang melakukan *test drive*. *Test Drive* ini diselenggarakan oleh Perseroan setiap hari kecuali hari Minggu dan hari libur nasional mulai dari tanggal 11 Maret 2023 hingga 11 April 2023 di Kota Bogor, Jawa Barat.	Sinar Mas Multifinance also conducted financial inclusion activities covering the Access Expansion of New Car product titled "SMMF Test Drive New Car with Dealer". The activity was held in collaboration with Mitsubishi and Honda dealers targeting general public and attended by 12 people of the general public conducted test drive. The Company held the Test Drive every day except on Sundays and national holidays from 11 March 2023 to 11 April 2023 in Bogor City, West Java.
Pada Semester II 2023, Sinar Mas Multifinance telah melaksanakan kegiatan literasi dan inklusi keuangan dalam bentuk sosialisasi pada acara "Multifinance Day 2023" yang diselenggarakan bekerja sama dengan Asosiasi Perusahaan Pembiayaan Indonesia (APPI) di Atrium Palembang Indah Mall, Kota Palembang, Sumatra Selatan selama 3 hari, yaitu pada tanggal 13-15 Oktober 2023. Kegiatan tersebut bertujuan untuk memberikan edukasi kepada masyarakat umum mengenai serba-serbi Perusahaan Pembiayaan yang diikuti oleh 68 peserta dari masyarakat umum.	In Semester II 2023, Sinar Mas Multifinance has conducted financial literacy and inclusion activities through dissemination during the "Multifinance Day 2023" event, held in collaboration with Indonesian Finance Company Association (APPI) at Palembang Indah Mall Atrium, Palembang City, South Sumatra for 3 days, from 13-15 October 2023. This activity aims to provide education for general public over the various aspects of Financing Companies and attended by 68 participants of the general public.

Pendidikan / Education

Sebagai langkah nyata Sinar Mas Multifinance dalam mendukung terciptanya bibit-bibit muda yang berbakat di bidang olahraga khususnya pada cabang Futsal, Sinarmas Multifinance Syariah yang merupakan Unit Usaha Syariah (UUS) Perseroan menjadi salah satu sponsor pada Turnamen Futsal SMP Dr. Soetomo Surabaya yang mempertemukan seluruh SD di Kota Surabaya. Turnamen tersebut diharapkan dapat menjadi wadah yang positif bagi siswa-siswi berprestasi.	As concrete realization of Sinar Mas Multifinance efforts in supporting the emergence of young talents in sports, particularly in Futsal, Sinarmas Multifinance Syariah, the Company's Sharia Business Unit (SBU) sponsored the Futsal Tournament of SMP Dr. Soetomo Surabaya that invited all elementary schools in Surabaya City. The tournament is expected to be a positive event for outstanding students.

PT AB Sinar Mas Multifinance

2025

Edukasi dan Literasi Keuangan / Financial Education and Literacy

Perusahaan mengadakan kegiatan edukasi dan literasi keuangan di Bogor pada tanggal 10 Juni 2025. Selain itu, Perusahaan juga mengikuti kegiatan edukasi dan literasi keuangan yang diselenggarakan secara *offline* oleh Asosiasi Perusahaan Pembiayaan Indonesia di Manado pada tanggal 10-12 Oktober 2025.	The Company held an education and financial literacy event in Bogor on 10 June 2025. The Company also participated in an offline education and financial literacy event held by Indonesian Financing Companies Association in Manado, on 10-12 October 2025.

Donasi Lainnya / Other Donations

Penggalangan dana untuk korban bencana alam banjir Sumatra.	Fundraising for the victims of Sumatra flood.

Aktivitas Sosial Lainnya / Other Social Activities

Kegiatan pemeriksaan kesehatan karyawan secara berkala.	Periodic employee health checks.

2024

Edukasi dan Literasi Keuangan / Financial Education and Literacy

Melaksanakan edukasi dan literasi keuangan di Depok pada 29 Mei 2024 serta berpartisipasi dalam edukasi dan literasi keuangan yang diselenggarakan secara *offline* oleh Asosiasi Perusahaan Pembiayaan Indonesia di Gaia Bumi Raya City pada 11-13 Oktober 2024.	Conducted financial education and literacy in Depok on 29 May 2024, and participated in financial education and literacy event held offline by Indonesian Finance Company Association at Gaia Bumi Raya City on 11-13 October 2024.

Donasi Lainnya / Other Donations

Pemberian dana kepada Yayasan Taman Paguyuban Mesan serta penggalangan dana untuk korban bencana alam.	Donated fund to Taman Paguyuban Mesan Foundation, along with fundraising for victims of natural disasters.

Aktivitas Sosial Lainnya / Other Social Activities

Menerapkan pengelolaan daur ulang sampah berdasarkan jenis, yakni sampah organik dan non-organik.	Implementing waste recycling management by type, namely organic and non-organic waste.

2023	
Edukasi dan Literasi Keuangan / Financial Education and Literacy	
Mengikuti edukasi dan literasi keuangan yang diadakan secara *offline* oleh Asosiasi Perusahaan Pembiayaan Indonesia di Palembang Indah Mall pada tanggal 13-15 Oktober 2023.	Participated in financial education and literacy held offline by Indonesian Finance Company Association at Palembang Indah Mall on 13-15 October 2023.
Donasi Lainnya / Other Donations	
Kegiatan penggalangan dana untuk karyawan dan/atau masyarakat yang terkena dampak akibat pandemi Covid-19.	Fundraising for employees and/or communities affected by Covid-19 pandemic.
Aktivitas Sosial Lainnya / Other Social Activities	
Menerapkan pengelolaan daur ulang sampah berdasarkan jenis, yakni sampah organik dan non-organik.	Implementing waste recycling management by type, namely organic and non-organic waste.

PT Sinarmas Sekuritas

2025	
Literasi dan Inklusi Keuangan / Financial Literacy and Inclusion	
	
	
Melaksanakan kegiatan literasi dan keuangan dalam program sebagai berikut. • Hey Sim Goes to Office-Sinar Mas Land; • Hey Sim Goes to Office-Asuransi Sinar Mas & Starpoin; • Hey Sim Goes to Campus-Universitas Petra; serta • Hey Sim Goes to Office-Kompas.com	Conducted literacy and financial activities through the following programs. • Hey Sim Goes to Office-Sinar Mas Land; • Hey Sim Goes to Office-Asuransi Sinar Mas & Starpoin; • Hey Sim Goes to Campus-Universitas Petra; and • Hey Sim Goes to Office-Kompas.com

2025

Kesehatan / Health



Donor Darah Bersama Yayasan Buddha Tzu Chi Indonesia dan Yayasan Kasih Anak Kanker Indonesia (YKAKI).

Blood Donation with Buddha Tzu Chi Indonesia Foundation and Kasih Anak Kanker Indonesia Foundation (YKAKI).

Donasi Lainnya / Other Donations



SimInvest for Sumatra x Eka Tjipta Foundation.
SimInvest for Sumatra x Eka Tjipta Foundation.

2024

Literasi dan Inklusi Keuangan / Financial Literacy and Inclusion

Investor Appreciation Night & Market Outlook 2024 (Sinarmas Wealth Concord Gala 2024) pada 9 Agustus 2024 di Hotel Mulia Jakarta.	Investor Appreciation Night & Market Outlook 2024 (Sinarmas Wealth Concord Gala 2024) on 9 August 2024, at Hotel Mulia Jakarta.
Sekolah Pasar Modal: Petra Christian University pada 25 Oktober 2024 dengan tema "Funds: Investments for Tomorrow". Acara ini diikuti 411 orang peserta dengan narasumber Ibu Cita Mellisa (Kepala Kantor Perwakilan Bursa Efek Indonesia Jawa Timur) dan Ibu Ike Widiawati (*Head of Retail Research* Sinarmas Sekuritas).	Capital Market School: Petra Christian University on 25 October 2024, themed "Funds: Investments for Tomorrow". This event was attended by 411 participants with speakers, Mrs. Cita Mellisa (Head of Indonesia Stock Exchange, East Java Representative Office) and Mrs. Ike Widiawati (Head of Retail Research Sinarmas Sekuritas).
Capital Market Summit & Expo (CMSE) 2024 pada 7-9 November 2024.	Capital Market Summit & Expo (CMSE) 2024 on 7-9 November 2024.
Webinar Market Outlook.	Market Outlook Webinar.
Education for Community-HeySim Goes to Campus Universitas Panca Sakti Tegal pada 14 November 2024.	Education for Community-HeySim Goes to Campus at Universitas Panca Sakti Tegal on 14 November 2024.
SimInvestival Goes to Campus Universitas Kristen Petra Surabaya pada 28 November 2024.	SimInvestival Goes to Campus at Universitas Kristen Petra Surabaya on 28 November 2024.

Kesehatan / Health

Donor Darah Bersama Yayasan Buddha Tzu Chi Indonesia.	Blood Donation with Tzu Chi Foundation Indonesia.

Donasi Lainnya / Other Donations

Santunan ke Taman Asuhan Aisyiyah sebesar Rp10 juta.	Donated Rp10 million to Aisyiyah Orphanage.

2023

Literasi dan Inklusi Keuangan / Financial Literacy and Inclusion

SimInvestival 2023 Program literasi dan edukasi seputar keuangan dan investasi dari SimInvest sebagai salah satu inovasi dari Sinarmas Sekuritas. Program ini diperuntukkan bagi generasi milenial dan Z bekerja sama dengan institusi pendidikan, pemerintah provinsi dan kota, komunitas pengusaha dan pasar modal, serta *startup* atau pegiat pendidikan. Sepanjang tahun 2023, perusahaan telah melakukan kerja sama dalam pelaksanaan SimInvestival dengan berbagai institusi, antara lain Institut Pertanian Bogor, Stockprime APP, Smartfren, dan ASM. SimIvestival telah diadakan di beberapa lokasi, antara lain Korea Selatan, Jakarta, dan Bogor.	**SimInvestival 2023** SimInvest is an innovation from Sinarmas Sekuritas on literacy and education program related to finance and investment. This program is targeting both millennial and Z generations by collaborating with educational institutions, provincial and municipal governments, entrepreneur and capital market communities, as well as startups or educational activists. In 2023, the Company collaborated with various institutions to host SimInvestival, such as Institut Pertanian Bogor, Stockprime APP, Smartfren, and ASM. SimIvestival has been held in several locations, like South Korea, Jakarta and Bogor.
Sekolah Pasar Modal Sekolah Pasar Modal (SPM) adalah sarana edukasi untuk para investor pemula, menengah, hingga mahir yang merupakan kerja sama antara Sinarmas Sekuritas dan Bursa Efek Indonesia. SPM diadakan setiap bulannya untuk para nasabah perusahaan. Pengajar SPM adalah pelaku-pelaku pasar modal yang sudah bergelut di dunia pasar modal bertahun-tahun dan merupakan ahli di bidangnya.	**Capital Market School** Capital Market School (SPM) is an educational platform for investor of any level (beginner, intermediate and advanced), held under the collaboration between Sinarmas Sekuritas and Indonesian Stock Exchange. SPM is held on monthly basis for the Company's customers. Resource persons featured in SPM are those who have been involved in the capital market for years and are experts in their field.
Capital Market Summit & Expo Sebagai bagian dari dukungan terhadap Bulan Inklusi Keuangan, Sinarmas Sekuritas hadir dalam acara *Capital Market Summit & Expo* (CMSE) yang digelar selama 3 hari pada tanggal 26-28 Oktober 2023 di Lobby & Main Hall Bursa Efek Indonesia, Jakarta. Acara ini diselenggarakan oleh Bursa Efek Indonesia, Kliring Penjaminan Efek Indonesia dan Kustodian Sentral Efek Indonesia, didukung oleh Otoritas Jasa Keuangan. CMSE 2023 digelar dengan tema "Aku Investor Saham: Kebanggaan, Inklusivitas, dan Kemajuan". Kegiatan yang bertujuan untuk meningkatkan *awareness* berinvestasi di pasar modal ini digelar dalam bentuk pameran, seminar dan *workshop*, SPM, kompetisi *Capital Market Got Talent*, serta hiburan lainnya. Pada gelaran CMSE 2023, Sinarmas Sekuritas dan Sinarmas Asset Management membuka *booth* di area Lobby Gedung Bursa Efek Indonesia.	**Capital Market Summit & Expo** As a token of support for Financial Inclusion Month, Sinarmas Sekuritas attended the Capital Market Summit & Expo (CMSE) held for 3 days on 26-28 October 2023 at the Lobby & Main Hall of Indonesia Stock Exchange, Jakarta. The event was organized by the Indonesian Stock Exchange, Indonesian Stock Market Clearing House and Indonesian Central Securities Depository, supported by Financial Services Authority. CMSE 2023 was held under the theme "I'm a Stock Investor: Pride, Inclusivity and Progress". The event, aimed to increase awareness of investing in the capital market was held in the form of exhibitions, seminars and workshops, SPM, Capital Market Got Talent competition, as well as other entertainment. In participating in the CMSE 2023, Sinarmas Sekuritas and Sinarmas Asset Management opened a booth in the Lobby of Indonesian Stock Exchange Building.

Kesehatan / Health

Donor darah bersama Sinarmas Asset Management dalam rangka Selamat Hari Kemanusiaan Dunia.	Blood Donation with Sinarmas Asset Management in celebrating World Humanitarian Day.
Donor darah bersama Yayasan Tzu Chi Indonesia, Palang Merah Indonesia, dan Sinarmas LDA Maritime dengan mengusung tema "Mari Berdonor Darah dan Tuang Celengan Bambu".	Blood Donation with Tzu Chi Indonesia Foundation, Indonesian Red Cross, and Sinarmas LDA Maritime with the theme "Let's Donate Blood and Bamboo Piggy Bank Pouring".

Donasi Lainnya / Other Donations

Donasi dana sukarelawan karyawan Sinarmas Sekuritas kepada Yayasan Tri Asih yang menampung 50 anak tunagrahita berupa sembako, alat mandi, dan alat kebersihan.	Donated volunteer funds from Sinarmas Sekuritas employees to Tri Asih Foundation which accommodates 50 mentally disabled children in the form of staple food, toiletries and cleaning equipment.
Sinarmas Sekuritas, melalui SiminvestPeople, memberikan santunan kepada Taman Asuhan Aisyiyah sebesar Rp17.500.000,-.	Sinarmas Sekuritas, via SiminvestPeople, donated Rp17,500,000 to Aisyiyah Orphanage.

PT Sinarmas Asset Management

2025

Donasi / Donations



- Donasi kepada Yayasan Kasih Anak Kanker Indonesia (YKAKI).
- Partisipasi dalam donasi Peduli Bencana Banjir dan Longsor melalui Forum Komunikasi Industri Jasa Keuangan (FKIJK) Sumatra Barat.
- Donation to Kasih Anak Kanker Indonesia Foundation (YKAKI).
- Participated in Disaster Relief Donations for Victims of Flood and Landslides through Financial Services Industry Communication Forum (FKIJK) of West Sumatra.

2024

Edukasi dan Literasi Keuangan / Financial Education and Literacy

Investor Appreciation Night & Market Outlook 2024 (Sinarmas Wealth Concord Gala 2024) pada 9 Agustus 2024 di Hotel Mulia Jakarta.	Investor Appreciation Night & Market Outlook 2024 (Sinarmas Wealth Concord Gala 2024) on 9 August 2024, at Hotel Mulia Jakarta.
Capital Market Summit & Expo (CMSE) 2024 pada 7-9 November 2024.	Capital Market Summit & Expo (CMSE) 2024 from 7-9 November 2024.
SimInvestival Goes to Campus Universitas Kristen Petra Surabaya pada 28 November 2024.	SimInvestival Goes to Campus at Universitas Kristen Petra Surabaya on 28 November 2024.

Kesehatan / Health

Donor Darah Bersama Yayasan Buddha Tzu Chi Indonesia dan Sinarmas Sekuritas.	Blood Donation with Tzu Chi Foundation Indonesia and Sinarmas Sekuritas.

Donasi / Donations

Santunan ke Taman Asuhan Aisyiyah sebesar Rp10 juta.	Donated Rp10 million to Aisyiyah Orphanage.

2023

Edukasi dan Literasi Keuangan / Financial Education and Literacy

Menyelenggarakan 4 kegiatan literasi dan inklusi keuangan, yakni Investor Gathering, Market Outlook, Shariah Investment Week bersama IDX, dan Capital Market Summit & Expo.	Conducting 4 financial literacy and inclusion activities, namely Investor Gathering, Market Outlook, Shariah Investment Week in collaboration with IDX, and Capital Market Summit & Expo.

Kesehatan / Health

Donor darah bersama Sinarmas Sekuritas dalam rangka Selamat Hari Kemanusiaan Dunia.	Blood Donation with Sinarmas Sekuritas in celebrating World Humanitarian Day.

Donasi / Donations

Donasi untuk Panti Asuhan Aisyiyah, Menteng, Jakarta Pusat.	Donations for the Aisyiyah Orphanage, located in Menteng, Central Jakarta.

PT Sinarmas Ventura

2025

Edukasi dan Literasi Keuangan / Financial Education and Literacy



Bekerja sama dengan Universitas Prasetiya Mulya untuk pengenalan lembaga pembiayaan modal ventura kepada mahasiswa.

Collaborating with Universitas Prasetiya Mulya on introducing venture capital financing institution to college students.

2024

Edukasi dan Literasi Keuangan / Financial Education and Literacy

Bekerja sama dengan Universitas Prasetiya Mulya untuk pengenalan lembaga pembiayaan modal ventura kepada mahasiswa.	In collaboration with Universitas Prasetiya Mulya to introduce venture capital financing institutions to students.

2023

Edukasi dan Literasi Keuangan / Financial Education and Literacy

Bekerja sama dengan Universitas Prasetiya Mulya untuk pengenalan lembaga pembiayaan modal ventura kepada mahasiswa.	In collaboration with Universitas Prasetiya Mulya to introduce venture capital financing institutions to students.

PT Pasar Dana Pinjaman (Danamas)

2025

Edukasi dan Literasi Keuangan / Financial Education and Literacy

Pada tahun 2025, perusahaan melakukan kegiatan edukasi dan literasi keuangan dalam kegiatan berikut: • Menelaah *Cyber Security* di Sektor Finansial Teknologi pada tanggal 30 Juni 2025; serta • *Protect Your Wallet and Your Data: Avoiding the Traps of Illegal Loans* pada tanggal 17 Oktober 2025.	In 2025, the Company held financial education and literacy activity through the following events: • Reviewing Cyber Security in Financial Technology Sector on 30 June 2025; and • Protect Your Wallet and Your Data: Avoiding the Traps of Illegal Loans on 17 October 2025.

2024

Edukasi dan Literasi Keuangan / Financial Education and Literacy

Menyelenggarakan kegiatan literasi dan inklusi keuangan melalui media sosial Instagram secara rutin dengan total sebanyak 2 kali. Kegiatan ini berupa sosialisasi kepada masyarakat dengan berbagai tema dengan tujuan memberikan pengetahuan dan keterampilan dalam mengelola keuangan.	Held regular financial literacy and inclusion events via social media Instagram, with a total of 2 sessions. These events will involve community outreach by covering various themes to provide knowledge and skills in managing finances.

2023

Edukasi dan Literasi Keuangan / Financial Education and Literacy

Menyelenggarakan kegiatan literasi dan inklusi keuangan melalui media sosial Instagram secara rutin sebanyak 4 kali. Kegiatan berupa sosialisasi kepada masyarakat dengan berbagai tema, dengan tujuan memberikan pengetahuan dan keterampilan dalam mengelola keuangan.	Held regular financial literacy and inclusion events via social media Instagram 4 times. These events will involve community outreach by covering various themes, to provide knowledge and skills in managing finances.

PT Wapindo Jasaartha

2025	
Pemberdayaan Masyarakat / Community Empowerment	
Melaksanakan *Community Gathering* bersama Rukun Living pada bulan Desember 2025.	Organizing Community Gathering with Rukun Living on December 2025.
Kesehatan / Health	
Melaksanakan kegiatan kesehatan, yaitu: • Gebyar Skrining Terpadu bersama Puskesmas Tanah Abang pada bulan Januari dan April 2025; • *Wellness Program* untuk karyawan Sinar Mas bulan Mei 2025; serta • Kegiatan Prolanis pada bulan April dan Oktober 2025.	Implementing health activities, namely: • Integrated Screening Vaganza with Puskesmas Tanah Abang on January and April 2025; • Wellness Program for Sinar Mas employees on May 2025; and • Prolanis (Chronic Disease Management Program) activity on April and October 2025.

2024	
Kesehatan / Health	
Pada 8 Juli 2024, Klinik Utama Simas Sehat mengajukan biaya CSR untuk mendukung pelaksanaan kegiatan Mini Konvensi Mutu, berupa pengadaan 3 unit *Smart* TV 40 inci senilai Rp8.000.000,-. Kegiatan ini bertujuan mendukung penilaian pengembangan produktivitas dan inovasi di lingkungan klinik.	On 8 July 2024, Simas Sehat Main Clinic proposed CSR funding to support the implementation of Mini Quality Convention event, through procurement of 3 units 40-inch Smart TVs worth Rp8,000,000. This event aims to support the assessment of productivity development and innovation within the clinic's environment.
Dalam rangka memperingati Hari Kesehatan Nasional ke-60, Klinik Utama Simas Sehat mengajukan biaya CSR untuk mendukung kegiatan bertema "Gerak Bersama Sehat Bersama" dengan sub-tema "Sehat untuk Jakarta Global, Mewujudkan Indonesia Emas 2045 melalui Kesehatan Berkualitas". Kegiatan yang diselenggarakan pada 4 Desember 2024 ini melibatkan Suku Dinas Kesehatan Jakarta Pusat, pemangku kepentingan sektor kesehatan, wirausaha, dan pihak swasta, serta bertujuan mendorong pola hidup sehat di masyarakat. Sebagai bentuk dukungan, Klinik mengadakan 2 unit televisi 24 inci dan 2 unit kipas angin berdiri dengan total nilai Rp3.000.000,-.	To commemorate the 60th National Health Day, Simas Sehat Main Clinic proposed CSR funding to support an event themed "Moving Together, Healthy Together," with sub-theme "Health for a Global Jakarta, Realizing Golden Indonesia 2045 through Quality Healthcare". Held on 4 December 2024, this event involved the Central Jakarta Health Office, stakeholders from the health sector, entrepreneurs, and private parties, aimed to promote a healthy lifestyle in the community. As a form of support, the clinic provided 2 units 24-inch TVs and 2 units standing fans with a total value of Rp3,000,000.

Sarana Pengaduan Masalah Kemasyarakatan [POJK.51-F.24]

Sebagai bentuk upaya menjaga hubungan baik dengan masyarakat sekitar, Perseroan dan Entitas Anak menyediakan sarana pengaduan. Masyarakat dapat menyampaikan keluhan terkait aktivitas operasional yang mengganggu kenyamanan melalui email atau telepon yang tercantum di situs web resmi Perseroan dan Entitas Anak. Perseroan juga berkomitmen untuk menangani setiap pengaduan secara profesional dan bijaksana. Selama 3 tahun terakhir, tidak terdapat pengaduan yang disampaikan oleh masyarakat sekitar kepada Perseroan maupun Entitas Anak.

Community Complaint Channel [POJK.51-F.24]

As part of its efforts to maintain good relations with the surrounding communities, the Company and its Subsidiaries provide a complaint channel. The public may submit complaints regarding operational activities that may cause inconvenience through the email or telephone numbers listed on the official websites of the Company and its Subsidiaries. The Company is also committed to handling every complaint in a professional and prudent manner. Over the past 3 years, there have been no complaints submitted by the surrounding communities to the Company or its Subsidiaries.

Biaya Pengembangan Sosial dan Kemasyarakatan

Selama 3 tahun terakhir, Perseroan dan Entitas Anak telah mengeluarkan biaya untuk kegiatan sosial dan kemasyarakatan, sebagaimana dirinci pada tabel berikut.

Social and Community Development Costs

Over the past 3 years, the Company and its Subsidiaries have incurred expenses for social and community activities, as detailed in the following table.

(dalam jutaan Rupiah / in million Rupiah)

Nama Perusahaan Company Name	2025	2024	2023
PT Sinar Mas Multiartha Tbk	**22**	165	1,087
PT Bank Sinarmas Tbk	**1,215**	1,786	2,483
PT Bank Nano Syariah	**3,683**	632	-
PT Asuransi Sinar Mas	**537**	547	420
PT Asuransi Simas Jiwa	**56**	45	38
PT Sinar Mas Multifinance	**169**	122	30
PT AB Sinar Mas Multifinance	**40**	55	50
PT Sinarmas Sekuritas	**42**	10	-
PT Sinarmas Aset Management	**28**	10	-
PT Wapindo Jasaartha	**54**	11	-
Total	**5,846**	**3,166**	**4,266**

Kepedulian terhadap Nasabah

Nasabah memiliki peran strategis dalam setiap kebijakan dan langkah bisnis Perseroan. Oleh karena itu, layanan Perseroan difokuskan pada pemenuhan kebutuhan serta peningkatan kepuasan nasabah. Komitmen tersebut juga mencerminkan kepedulian Perseroan terhadap nasabah sebagai mitra utama dalam menjalankan bisnis. [POJK.51-F.17]

Program Peningkatan Kualitas Produk dan Layanan

Perseroan bersama Entitas Anak menjalankan program peningkatan kualitas produk dan layanan guna menjaga kepercayaan serta loyalitas nasabah, mendorong inovasi, dan memenuhi harapan mereka. Program ini diwujudkan melalui:

1. Penyediaan nomor kontak dan *e-mail* khusus;
2. Pemanfaatan situs web Perseroan; serta
3. Optimalisasi media sosial.

Kepedulian terhadap Kesehatan Nasabah

Dalam menjaga kenyamanan dan kesehatan nasabah selama kunjungan ke kantor, Perseroan bersama Entitas Anak terus menjalankan berbagai inisiatif, termasuk melanjutkan protokol kesehatan pascapandemi. Langkah-langkah seperti pengaturan antrean, pembatasan kontak fisik, serta penyediaan layanan *e-channel* diterapkan untuk memastikan pelayanan tetap optimal. Inisiatif ini tidak hanya menjaga kualitas layanan, tetapi juga mendorong peralihan ke layanan digital yang lebih efisien dan praktis.

Program *Engagement* Nasabah

Program *engagement* nasabah dijalankan untuk memperkuat interaksi dan menjaga loyalitas nasabah dalam jangka panjang. Dalam implementasinya, Perseroan menyelenggarakan berbagai kegiatan, antara lain seminar, perayaan, dan aktivitas lainnya.

Customer Care

Customers play a strategic role in every policy and business decision of the Company. Therefore, the Company's services are focused on meeting customer needs and enhancing customer satisfaction. This commitment also reflects the Company's concern for customers as its key partners in conducting business. [POJK.51-F.17]

Product and Service Quality Improvement Program

The Company, together with its Subsidiaries, implements programs to improve the quality of products and services in order to maintain customer trust and loyalty, foster innovation, and meet customer expectations. These programs are carried out through:

1. Provision of special contact number and e-mail;
2. Utilization of Company's website; and
3. Optimalization of social media.

Customer Health Care

To ensure customer comfort and health during office visits, the Company and its Subsidiaries continue to implement various initiatives, including maintaining post-pandemic health protocols. Measures such as queue management, physical contact limitation, and the provision of e-channel services are applied to ensure optimal service. These initiatives not only maintain service quality but also encourage the transition to more efficient and practical digital services.

Customer Engagement Program

Customer engagement programs are carried out to strengthen interactions and maintain long-term customer loyalty. In implementing these programs, the Company organizes various activities, including seminars, celebrations, and other events.

Jaminan Perlindungan Simpanan Nasabah

Perseroan sebagai perusahaan *holding* tidak secara langsung menghimpun dana maupun memiliki nasabah. Perlindungan terhadap simpanan nasabah dijalankan melalui Entitas Anak yang bergerak di sektor perbankan dan jasa keuangan. Entitas Anak tersebut berpartisipasi dalam program Lembaga Penjamin Simpanan (LPS) sesuai dengan Undang-Undang No. 24 Tahun 2004, sehingga memberikan jaminan keamanan dan kepastian atas dana simpanan serta investasi nasabah.

Jaminan Kerahasiaan Data Nasabah

Dalam menjaga kerahasiaan dan keamanan data nasabah, Perseroan bersama Entitas Anak mematuhi peraturan perundang-undangan yang berlaku, antara lain Peraturan Otoritas Jasa Keuangan (POJK) No. 1/2013, Surat Edaran Otoritas Jasa Keuangan (SEOJK) No. 14/2014, Undang-Undang No. 27 Tahun 2022 tentang Perlindungan Data Pribadi, serta POJK No. 22/2023. Komitmen ini menjadi bagian dari upaya berkelanjutan Perseroan dalam memberikan perlindungan optimal bagi nasabah.

Pusat Pengaduan Nasabah

Dalam mengakomodasi kebutuhan dan keluhan nasabah, Perseroan bersama Entitas Anak menyediakan pusat pengaduan yang dapat diakses melalui *e-mail* multiartha@smma.com maupun kontak resmi yang tercantum di situs web masing-masing Entitas Anak. Setiap laporan pengaduan ditangani secara profesional sesuai prosedur yang berlaku. Selama 3 tahun terakhir, tidak terdapat laporan pengaduan signifikan dari nasabah individu maupun korporasi yang diterima oleh Perseroan maupun Entitas Anak.

Survei Kepuasan Nasabah [POJK.51.F.30]

Survei kepuasan nasabah dilaksanakan oleh Entitas Anak sebagai sarana evaluasi dan untuk mengukur tingkat kepuasan atas produk serta layanan yang diberikan. Pada tahun 2025, survei tersebut dilakukan oleh Bank Sinarmas, Asuransi Simas Jiwa, dan Sinartama Gunita, dengan rincian sebagai berikut.

PT Bank Sinarmas Tbk

Bank Sinarmas secara rutin melakukan survei untuk menilai tingkat kepuasan nasabah terhadap informasi yang disampaikan mengenai produk dan layanan. Untuk mendukung hal ini, Bank menerapkan 2 metode survei guna memahami kebutuhan serta ekspektasi nasabah dengan lebih baik, yakni:

1. Nilai Kepuasan Nasabah melalui Tab/*Scan QR*
   Nasabah akan memberikan penilaian untuk petugas *Customer Service Sales Officer* (CSSO)/*Teller* yang melayani dengan menggunakan/tab/*scan QR* setiap selesai bertransaksi di CSSO dan *Teller*, dengan 3 penilaian yaitu *poor, good,* dan *excellent*. Hasil survei tersebut dianalisis per hari, khusus penilaian *poor*, maka *Duta Service Quality* (SQ) melakukan konfirmasi ke nasabah untuk dilakukan *continuous improvement* Divisi SQ, dengan hasil sebagai berikut.

Customer Deposit Protection Guarantee

As a holding company, the Company does not directly collect funds or maintain customer accounts. Customer deposit protection is carried out through its Subsidiaries engaged in the banking and financial services sectors. These Subsidiaries participate in the Deposit Insurance Corporation (LPS) program in accordance with Law No. 24 of 2004, thereby ensuring the security and certainty of customer deposits and investments.

Customer Data Confidentiality Guarantee

To maintain the confidentiality and security of customer data, the Company and its Subsidiaries comply with applicable laws and regulations, including Financial Services Authority Regulation (POJK) No. 1/2013, Financial Services Authority Circular Letter (SEOJK) No. 14/2014, Law No. 27 of 2022 on Personal Data Protection, and POJK No. 22/2023. This commitment forms part of the Company's ongoing efforts to provide optimal protection for its customers.

Customer Complaint Centre

To accommodate customer needs and complaints, the Company and its Subsidiaries provide a complaint center accessible via e-mail at multiartha@smma.com or through the official contact channels listed on each Subsidiary's website. Every complaint report is handled professionally in accordance with applicable procedures. Over the past 3 years, there have been no significant complaints from individual or corporate customers received by the Company or its Subsidiaries.

Customer Satisfaction Survey [POJK.51.F.30]

Customer satisfaction surveys are conducted by the Subsidiaries as a means of evaluation and to measure the level of satisfaction with the products and services provided. In 2025, the surveys were carried out by Bank Sinarmas, Asuransi Simas Jiwa, and Sinartama Gunita, with details as follows.

PT Bank Sinarmas Tbk

Bank Sinarmas routinely conducts surveys to assess customer satisfaction with the information provided regarding its products and services. To support this effort, the Bank applies 2 survey methods to gain a better understanding of customer needs and expectations, namely:

1. Customer Satisfaction Assessment via Tab/Scan QR
   Customer will assess the serving Customer Service Sales Officer (CSSO)/Teller by using tab/scan QR once they finish the transaction with the CSSO and Teller, with 3 assessment, namely poor, good, and excellent. The survey results will be analyzed daily, and specifically for poor assessment, the Service Quality (SQ) Ambassador will make a confirmation to the customer for continuous improvement of SQ Division, with the following results.

Tabel Nilai Koin Penilaian Kepuasan
Satisfaction Rating Coin Value Table

(dalam % / in %)

Uraian	Poor			Good			Excellent			Description
	2025	2024	2023	2025	2024	2023	2025	2024	2023	
Kantor Konvensional	**0.011**	0.017	0.004	**1.871**	2.474	4.560	**98.118**	97.509	95.436	Conventional Office
Kantor Syariah	**0.003**	-	0.002	**1.454**	-	3.235	**98.543**	-	96.765	Sharia Office
Rata-Rata	**0.014**	**0.017**	**0.002**	**3.325**	**2.474**	**3.898**	**98.331**	**97.509**	**96.101**	**Average**

2. *Customer Satisfaction Survey*
Bank melaksanakan *Customer Satisfaction Survey* dengan *Net Promotor Score* sebesar 88 pada tahun 2025, dengan rincian sebagai berikut.

2. Customer Satisfaction Survey
The Bank conducted a Customer Satisfaction Survey with Net Promoter Score of 88 in 2025, with the following details.

Uraian Description	Survei Langsung Direct Survey	Survei melalui Email Survey via Email	Total
Nasabah Customer	5,696	74	**5,770**

Rincian *Customer Satisfaction Survey*
Customer Satisfaction Survey Details

Uraian Description	Nilai Score
Branch Office	**4.93**
Customer Care	**Tidak ada survei terkait *Customer Care*** **No Customer Care-related survey**
SimobiPlus	**4.93**
IB Personal	**4.88**
IB Business	**4.88**
ATM	**4.90**

PT Asuransi Simas Jiwa

Key Metrics	2025	2024	2023	Key Metrics
Customer Satisfaction Index (CSI)	**4.43**	4.43	4.49	Customer Satisfaction Index (CSI)
Net Promotor Score (NPS)	**28.91**	22.51	27.16	Net Promotor Score (NPS)
Customer Effort Score (CES)	**4.33**	4.27	4.46	Customer Effort Score (CES)
Product Relevancy	**4.11**	4.07	4.27	Product Relevancy
Kategori	**Puas** Satisfied	**Puas** Satisfied	**Puas** Satisfied	Category

Bobot Kategori Survei / Survey Category Weight:
- Sangat Puas=5 / Very Satisfied=5
- Puas=4 / Satisfied=4
- Cukup Puas=3 / Quite Satisfied=3
- Tidak Puas=2 / Not Satisfied=2
- Sangat Tidak Puas=1 / Very Dissatisfied=1

PT Sinartama Gunita

Hasil Survei Kepuasan Nasabah Tahun 2025
2025 Customer Satisfaction Survey Results

Uraian Description	Tidak Puas Not Satisfied	Kurang Puas Less Satisfied	Cukup Puas Quite Satisfied	Puas Satisfied	Sangat Puas Very Satisfied
Layanan jasa atas kegiatan Registrasi Efek Services provided on Securities Registration	-	-	-	57	70
Layanan jasa atas pelaporan berkala (bulanan) atas kegiatan Registrasi Efek Services for periodic (monthly) reporting on Securities Registration activities	-	-	-	60	67
Layanan jasa atas penyelenggaraan Rapat Umum Pemegang Saham Tahunan/Luar Biasa Services for holding the Annual/Extraordinary General Meeting of Shareholders	-	-	-	60	67
Layanan jasa atas proses kegiatan *Corporate Action* Services for the process of Corporate Action activities	-	-	-	62	65
Layanan jasa atas penyajian Daftar Pemegang Saham Services for the presentation of the List of Shareholders	-	-	-	63	64
Layanan jasa atas jawaban dalam rangka konsultasi yang diberikan kepada Emiten sehubungan dengan peraturan-peraturan pasar modal dan jadwal-jadwal mengenai kegiatan *Corporate Action* Advisory services provided to the Issuer in relation to capital market regulations and schedules concerning Corporate Action activities	-	-	-	58	69

Inovasi dan Pengembangan Produk dan/atau Jasa Keuangan Berkelanjutan [POJK.51.F.26]

Guna menjaga kepuasan dan kepercayaan nasabah, Perseroan dan Entitas Anak secara berkelanjutan mengembangkan produk dan layanan melalui berbagai inovasi. Adapun rincian inovasi yang telah dilakukan diuraikan sebagai berikut.

Innovation and Development of Sustainable Financial Products and/or Services [POJK.51.F.26]

To maintain customer satisfaction and trust, the Company and its Subsidiaries continuously develop products and services through various innovations. The details of the innovations carried out are described as follows.

PT Bank Sinarmas Tbk

Bank Sinarmas meyakini prinsip kesetaraan dalam pemberian layanan atas produk dan/atau jasa keuangan berkelanjutan. Sebagai bentuk tanggung jawab kepada seluruh pemangku kepentingan, Bank beraspirasi untuk memberikan pelayanan produk dan jasa yang setara bagi semua nasabah dan mitra.	Bank Sinarmas believes in the principle of equality in providing services for sustainable financial products and/or services. As a form of responsibility to all stakeholders, the Bank aspires to provide equal products and services for all customers and partners.
Bank Sinarmas terus berupaya melakukan inovasi dan pengembangan produk melalui transformasi digital guna menambah jumlah dan persentase produk dan jasa keuangan berkelanjutan. Pengembangan transformasi digital dalam keuangan berkelanjutan ini akan terus dilakukan hingga menjadi norma baru di dalam kegiatan operasional perbankan. Nasabah tidak perlu lagi datang ke Bank untuk melakukan transaksi sehingga secara tidak langsung dapat membantu pengurangan tingkat polusi dan emisi akibat berkurangnya aktivitas transportasi.	Bank Sinarmas continues to innovate and develop products through digital transformation to increase the number and percentage of sustainable financial products and services. The development of digital transformation in this sustainable finance will be continued until it becomes the new norm in banking operations. Customers no longer need to visit the Bank to make transactions, indirectly reducing pollution and emission levels due to reduced transportation activities.

PT Asuransi Sinar Mas

Sebagai bagian dari upaya menjaga keberlanjutan usaha, Asuransi Sinar Mas menjaga loyalitas tertanggung dengan mendorong inovasi dalam pengembangan produk, pemasaran, distribusi, membangun saluran pengaduan bagi Tertanggung sehingga seluruh kegiatan berlangsung secara transparan.

Transparansi Perusahaan tercermin pada situs web yang menyediakan informasi komprehensif mengenai produk, termasuk manfaat, syarat dan ketentuan, hak dan kewajiban para pihak, periode perjanjian, mekanisme penyelesaian sengketa, informasi biaya administrasi, serta risiko yang melekat di mana Asuransi Sinar Mas menyediakan Ringkasan Informasi Produk dan Layanan Asuransi (RIPLAY). ASM terus berupaya mengembangkan dan meningkatkan kualitas layanan dengan mengutamakan kepuasan nasabah.

Di sisi operasional, perusahaan mengintegrasikan prinsip *environmental, social, and governance* (ESG) dalam proses *underwriting* serta memperkuat ekosistem digital untuk mendukung layanan tanpa kertas (*paperless*). Inisiatif tersebut diharapkan dapat memberikan manfaat ekonomi, sosial, dan lingkungan secara berkelanjutan bagi seluruh pemangku kepentingan.

As part of the efforts of maintaining business sustainability, Asuransi Sinar Mas is maintaining policyholder loyalty by encouraging innovation in product development, marketing, and distribution, establishing complaint channel for Policyholders so that all activities are conducted transparently.

The Company's transparency is reflected on its website, which provides comprehensive information regarding its products, including the benefits, terms and conditions, rights and obligations of the parties, contract period, dispute resolution mechanism, information about administrative fee, as well as the inherent risks, where Asuransi Sinar Mas provides Information Summary of Insurance Products and Services (RIPLAY). ASM continues to strive to enhance its service quality by prioritizing customer satisfaction.

In terms of operations, the Company is integrating its environmental, social, and governance (ESG) principles into the underwriting process, as well as strengthening its digital ecosystem to support the paperless services. These initiatives are expected to generate sustainable economic, social, and environmental benefits for all stakeholders.

PT Asuransi Simas Jiwa

Terdapat 7 produk baru yang sudah mendapat persetujuan Otoritas Jasa Keuangan, yaitu:
1. Simas Scholarship Protection;
2. Simas Scholarship Protection Syariah;
3. Simas Serenity Life;
4. Asuransi Jiwa Kredit (*Joint Life*);
5. Asuransi Jiwa Pembiayaan (*Joint Life*);
6. Simas Prestige Link; serta
7. Simas Barakah Link.

7 new products received approval from the Financial Services Authority, namely:
1. Simas Scholarship Protection;
2. Simas Scholarship Protection Syariah;
3. Simas Serenity Life;
4. Credit Life Insurance (Joint Life);
5. Financing Life Insurance (Joint Life);
6. Simas Prestige Link; and
7. Simas Barakah Link.

PT Asuransi Simas Insurtech

Sepanjang tahun 2025, Peseroan telah mengembangkan 4 produk asuransi baru, di antaranya:
1. Simas Insurtech Heavy Equipment Insurance, yaitu produk asuransi yang menjamin alat berat yang dimiliki oleh Tertanggung;
2. Professional Indemnity, yaitu produk asuransi yang menjamin profesional yang mempunyai profesi atau keahlian di bidang tertentu yang telah diakui dalam pekerjaannya;
3. Public Liability Insurance, yaitu produk asuransi yang menjamin kerugian yang secara hukum menjadi kewajiban Tertangung untuk membayar ganti rugi sehubungan dengan usaha milik Tertanggung; serta
4. Management Liability, yaitu produk asuransi yang menjamin kerugian finansial langsung yang secara hukum menjadi kewajiban Tertanggung untuk membayar ganti rugi.

Throughout 2025, the Company has developed 4 new insurance products, namely:
1. Simas Insurtech Heavy Equipment Insurance, an insurance product to cover heavy equipment owned by the Insured;
2. Professional Indemnity, an insurance product to cover recognized professional with expertise in specific field;
3. Public Liability Insurance, an insurance product to cover losses that legally become the Insured's liability to pay indemnity in relation the Insured's business; and
4. Management Liability, an insurance product to cover losses that legally become the Insured's liability to pay indemnity.

PT Sinar Mas Multifinance

Penyaluran pembiayaan untuk pembelian mobil baru bertenaga listrik dan *hybrid*.

Financing distribution to purchase new electric and hybrid cars.

PT Sinarmas Sekuritas

Produk utama:
- *Brokerage*
- *Underwriting*
- APERD
- *Retail Bond Seller* (*incoming*)
- *Derivatives* (*incoming*)

Produk pendukung:
- SimInvest (*App & Mobile*)
- SimInvestLab (*Education*)

Main products:
- Brokerage
- Underwriting
- APERD
- Retail Bond Seller (incoming)
- Derivatives (incoming)

Supporting products:
- SimInvest (App & Mobile)
- SimInvestLab (Education

PT Sinarmas Asset Management	
PT Sinarmas Asset Management senantiasa melakukan pengembangan produk melalui pengembangan produk Reksa Dana dan Kontrak Pengelolaan Dana (KPD).	PT Sinarmas Asset Management consistently engages in product development through the expansion of Mutual Funds and Asset Management Contracts (KPD).

PT Pasar Dana Pinjaman (Danamas)	
Mengelola dan meluncurkan produk pinjaman beragunan properti dan bekerja sama dengan perusahaan-perusahaan berbasis internet yang berfokus pada ekosistem UMKM, seperti perikanan, perdagangan eceran, dan perkebunan.	Managed and launched a property-backed loan product and collaborated with internet-based companies that focus on the MSME ecosystem, such as fisheries, retail trade, and plantations.

Evaluasi Kinerja Produk [POJK.51.F.27, F.29]

Seluruh produk PT Asuransi Simas Jiwa dan PT Asuransi Simas Insurtech dievaluasi secara berkala untuk memastikan kesesuaian dengan kebutuhan nasabah, ketentuan regulator, serta standar kualitas produk yang berlaku. Pada tahun 2025, tidak terdapat produk dari kedua Entitas Anak tersebut yang ditarik kembali maupun dihentikan peredarannya.

Demikian pula, sepanjang tahun pelaporan PT Asuransi Sinar Mas tidak memiliki produk atau jasa asuransi yang ditarik kembali maupun dihentikan dengan alasan tertentu. Seluruh portofolio produk yang dipasarkan tetap beroperasi secara normal dan terus memberikan perlindungan serta manfaat bagi pemegang polis dan pemangku kepentingan.

Product Performance Evaluation [POJK.51.F.27, F.29]

All products of PT Asuransi Simas Jiwa and PT Asuransi Simas Insurtech are periodically evaluated to ensure alignment with customer needs, regulatory requirements, as well as applicable product quality standards. In 2025, there was no product from both Subsidiaries that is recalled or discontinued.

Similarly, throughout the reporting year, PT Asuransi Sinar Mas has no insurance product or service recalled or discontinued for any reason. All of the product portfolios marketed continued to operate normally and providing both protection and benefits to the policyholders and stakeholders.

Pembayaran Klaim Asuransi Nasabah

Pembayaran klaim asuransi oleh Entitas Anak Perseroan dilakukan sesuai dengan perjanjian yang berlaku sebagai wujud komitmen terhadap nasabah. Adapun informasi terkait pembayaran klaim selama tahun 2025, diuraikan sebagai berikut.

Payment of Customer Insurance Claim

Insurance claim payments by the Company's Subsidiaries are carried out in accordance with the applicable agreements as a manifestation of their commitment to customers. The information regarding claim payments during 2025 is presented as follows.

PT Asuransi Sinar Mas

Pembayaran Klaim *Property All Risks* kepada PPRS The Golf Apartment Modernland
Payment of Property All Risks Claim to PPRS The Golf Apartment Modernland



ASM mengawali tahun 2025 dengan melakukan seremoni pembayaran klaim sebagai bentuk komitmen dalam memberikan layanan terbaik kepada nasabah. Seremoni pembayaran klaim Asuransi Property All Risks (PAR) senilai Rp267.930.000,- diserahkan kepada PPRS The Golf Apartment Modernland pada tanggal 16 Januari 2025. Klaim tersebut diajukan atas kerusakan pada ruang mesin *passenger lift* dan *service lift* yang disebabkan oleh aliran air dari *rooftank* di The Golf Apartment Modernland.

ASM kicked-of 2025 with a claim payment ceremony to show its commitment to provide the best service to customers. A Property All Risks (PAR) insurance claim payment of Rp267,930,000 was handed over to PPRS The Golf Apartment Modernland on 16 January 2025. The claim was submitted for damage to a passenger lift and service lift machine room caused by water flow from the roof tank at The Golf Apartment Modernland.

Pembayaran Klaim PAR kepada PT Bogor Raya QQ Ibis Style Bogor Raya
PAR Claim Payment to PT Bogor Raya QQ Ibis Style Bogor Raya



ASM melakukan seremoni pembayaran klaim PAR senilai Rp127.140.650,- kepada PT Bogor Raya Estatindo QQ Ibis Style Bogor Raya pada tanggal 17 Januari 2025. Klaim terjadi akibat kebakaran di salah satu ruangan Hotel Ibis Style Bogor Raya yang disebabkan korsleting mesin.

ASM held a PAR claim payment ceremony of Rp127,140,650 to PT Bogor Raya Estatindo QQ Ibis Style Bogor Raya on 17 January 2025. The claim was due to fire on one of the rooms of Hotel Ibis Style Bogor Raya, caused by machine short circuit.

Pembayaran Klaim *Hole in One* Senilai Rp213 Juta
Payment of Hole in One Claim of Rp213 Million



ASM melaksanakan seremoni pembayaran klaim Asuransi Simas *Hole in One* sebesar Rp213.792.300,- kepada Ganda Horas Marudut Sidabalok, pemenang *Hole in One* dalam ajang Ugolf Master Series 2025. Pembayaran klaim tersebut dilakukan pada tanggal 27 Maret 2025.

ASM held a ceremony of Asuransi Simas Hole in One claim of Rp213,792,300 to Ganda Horas Marudut Sidabalok, the Hole in One winner in the Ugolf Master Series 2025 event. The claim payment was made on 27 March 2025.

Pembayaran Klaim Asuransi PAR Kerusakan Gedung DPRD Provinsi Daerah Istimewa Yogyakarta
PAR Insurance Claim Payment for Damage to Regional House of Representatives (DPRD) of Special Region of Yogyakarta Province



ASM membayar klaim asuransi PAR senilai Rp78.874.775,- kepada Pemerintah Daerah (Pemda) Daerah Istimewa Yogyakarta (DIY) atas kerusakan Gedung DPRD Provinsi DIY yang terjadi pada tanggal 20 Maret 2025 akibat kerusuhan saat adanya demonstrasi terkait Undang-Undang TNI. Kerusuhan ini terjadi di sekitar kawasan gedung DPRD DIY yang menyebabkan kerusakan fisik bangunan. Pembayaran klaim telah dilakukan pada tanggal 14 Mei 2025.

ASM paid a PAR insurance claim of Rp78,874,775 to the Regional Government of Special Region of Yogyakarta (DIY) for damage to DPRD DIY Province building due to the unrest on 20 March 2025 during a demonstration related to the TNI Law. The unrest occurred around the DPRD DIY building area and caused physical damage to the building. The claim payment was made on 14 May 2025.

Pembayaran Klaim Asuransi Kendaraan Para Debitur PT Oto Multiartha Akibat Banjir Bali
Vehicle Insurance Claim Payment for Debtors of PT Oto Multiartha Due to Bali Flood



ASM menunjukkan komitmennya dalam melindungi nasabah dengan melakukan pembayaran klaim asuransi kendaraan kepada nasabah PT Oto Multiartha yang terdampak banjir. Total nilai klaim yang telah dibayarkan kepada para Pemegang Polis yang memiliki jaminan gabungan (*comprehensive*) dan perluasan banjir mencapai Rp1,36 miliar. Bencana banjir bandang akibat hujan deras yang berkepanjangan menyebabkan sejumlah kendaraan mengalami kerusakan. Pembayaran klaim tersebut telah dilakukan pada tanggal 24 September 2025.

ASM showed its commitment to protect customers by making vehicle insurance claim payments to customers of PT Oto Multiartha affected by flooding. Total claim paid to policyholders of comprehensive coverage and flood extension amounted to Rp1.36 billion. The flash floods occurred due to prolonged heavy rain resulted in damage to several vehicles. The claim payment was made on 24 September 2025.

Pembayaran Klaim Asuransi Kendaraan Nasabah PT BCA Finance Akibat Banjir Bali
Vehicle Insurance Claim Payment for Customers of PT BCA Finance Due to Bali Flood



ASM kembali melakukan pembayaran klaim asuransi kendaraan kepada nasabah yang terdampak banjir di Bali pada tanggal 10 September 2025. Pada kesempatan tersebut, pembayaran klaim diberikan kepada para debitur PT BCA Finance dengan total nilai klaim sebesar Rp281.250.000,-. Pembayaran klaim tersebut dilakukan pada tanggal 30 September 2025.

ASM made another vehicle insurance claim payments to customers affected by the Bali flood on 10 September 2025. On this occasion, the claim payment was given to the debtors of PT BCA Finance with a total claim of Rp281,250,000. The claim payment was realized on 30 September 2025.

Pembayaran Bayarkan *Interim Payment* Klaim Asuransi Kebakaran Senilai Rp1,44 Miliar di Ketapang, Kalimantan Barat
Interim Payment of Fire Insurance Claim of Rp1.44 Billion in Ketapang, West Kalimantan



ASM melakukan pembayaran klaim asuransi kebakaran sebesar Rp1.442.590.235,- kepada nasabah yang rumahnya mengalami kebakaran di Ketapang, Kalimantan Barat. Peristiwa kebakaran yang terjadi akibat hubungan pendek arus listrik tersebut menyebabkan rumah nasabah terbakar dan menimbulkan kerugian besar dengan total kerugian mencapai sekitar Rp2 miliar.

Pembayaran sebesar Rp1.442.590.235,- merupakan *interim payment* klaim yang telah direalisasikan pada tanggal 26 September 2025, sementara sisa klaim sebesar Rp557.409.765,- akan diproses melalui mekanisme *reinstatement*. Seremoni pembayaran klaim dilaksanakan pada tanggal 1 Oktober 2025.

ASM made a fire insurance claim payment amounting to Rp1,442,590,235 to a customer whose house was claimed by fire in Ketapang, West Kalimantan. The fire, caused by an electrical short circuit, destroyed the customer's house and resulted in significant losses, with total damages reaching around Rp2 billion.

The payment of Rp1,442,590,235 was an interim claim payment realized on 26 September 2025, while the remaining claim of Rp557,409,765 will be processed through reinstatement mechanism. The claim payment ceremony was held on 1 October 2025.

Pembayaran Klaim *Hole in One* Rp540 Juta
Payment of Hole in One Claim of Rp540 Million



ASM kembali menunjukkan komitmennya dalam memberikan layanan pembayaran klaim yang cepat melalui Asuransi Simas Hole in One. Kali ini, klaim *Hole in One* terjadi dalam ajang Turnamen Golf Piala Wali Kota Surakarta yang diselenggarakan di Merapi Golf Yogyakarta pada tanggal 27 September 2025. Klaim berupa uang tunai senilai Rp540.000.000,- dibayarkan pada tanggal 2 Oktober 2025, atau dalam waktu 4 hari kerja sejak terjadinya *Hole in One*.

ASM demonstrated yet another of its commitment in providing fast claim settlement through Simas Hole in One Insurance. This time, the Hole in One occurred during the Mayor of Surakarta Golf Tournament held at Merapi Golf Yogyakarta on 27 September 2025. The claim in the form of cash of Rp540,000,000 was paid on 2 October 2025, or within 4 working days from the date of the Hole in One.

Pembayaran Klaim Asuransi Kendaraan Senilai Rp184,5 Juta kepada Debitur BFI Finance di Sulawesi Barat
Payment of Vehicle Insurance Claim of Rp184.5 Million to Debtor of BFI Finance in West Sulawesi



ASM melaksanakan seremoni pembayaran klaim asuransi kendaraan bermotor sebesar Rp184.585.000,- kepada debitur PT BFI Finance Indonesia Tbk di Mamuju, Sulawesi Barat, pada tanggal 29 Oktober 2025. Klaim tersebut diajukan setelah nasabah mengalami kecelakaan yang mengakibatkan kendaraannya rusak total.

ASM held a payment ceremony for motor vehicle insurance claim of Rp184,585,000 to a debtor of PT BFI Finance Indonesia Tbk in Mamuju, West Sulawesi, on 29 October 2025. The claim was submitted after the customer had an accident that resulted in total damage to the vehicle.

Pembayaran Klaim Kebakaran dalam 4 Hari Kerja
Payment of Fire Claim in 4 Working Days



ASM kembali menunjukkan komitmennya dalam memberikan layanan terbaik melalui pembayaran klaim asuransi kebakaran atas rumah nasabah di Bekasi, Jawa Barat. Peristiwa kebakaran yang disebabkan oleh korsleting listrik tersebut mengakibatkan kerusakan pada bangunan rumah. Pembayaran klaim telah direalisasikan pada tanggal 4 Desember 2025.

ASM demonstrated yet another of its commitment in providing the best service through the payment of fire insurance claim for a customer's house in Bekasi, West Java. The fire was caused by electrical short circuit damaged the house. The claim was realized on 4 December 2025.

Pembayaran Klaim Asuransi *Hole in One* 1 Unit Hyundai Palisade Prime Senilai Rp787 juta pada *Event* Niaga Golf Club Tournament
Payment of Hole in One Claim of 1 Unit Hyundai Palisade Prime Worth Rp787 million at Niaga Golf Club Tournament



ASM melakukan pembayaran klaim *Hole in One* pada *event* Niaga Golf Club Tournament berupa 1-unit mobil Hyundai Palisade Prime senilai Rp787.500.000,-. Pembayaran klaim tersebut direalisasikan hanya dalam waktu 4 hari kerja sejak dokumen dilengkapi, yaitu pada tanggal 10 Desember 2025.

ASM conducted payment of Hole in One claim at Niaga Golf Club Tournament in the form of 1 unit Hyundai Palisade Prime worth Rp787,500,000. The claim payment was realized within only four working days after the documents were completed, on 10 December 2025.

Pembayaran Klaim Kendaraan Terdampak Banjir Sumatra Utara Sebesar Rp1,07 Miliar
Payment of Claim of Vehicles Affected by North Sumatra Flood Amounting to Rp1.07 Billion



ASM kembali membuktikan komitmen kecepatan pembayaran klaimnya melalui pembayaran klaim asuransi kendaraan bermotor dengan total nilai Rp1.070.550.000,- kepada 7 debitur PT Oto Multiartha yang terdampak banjir di Sumatra Utara. Pembayaran klaim dibayarkan hanya dalam waktu 2 hari kerja sejak dokumen dinyatakan lengkap, yaitu pada tanggal 16 Desember 2025.

ASM once more showed its prompt claim payment through the payment of motored vehicle insurance claim with a total amount of Rp1,070,550,000 to 7 debtors of PT Oto Multiartha affected by North Sumatra flood. The claim was paid within only 2 working days after the documents was deemed complete, on 16 December 2025.

Menjalin Hubungan yang Baik dengan Mitra Usaha

Perseroan bersama Entitas Anak senantiasa membina hubungan yang baik dengan mitra usaha sebagai bagian dari komitmen dalam menjaga keberlanjutan bisnis. Setiap kerja sama yang dijalankan mengacu pada Kode Etik dan Pedoman Tingkah Laku Perseroan, dengan menekankan prinsip transparansi dan profesionalisme.

Maintaining Good Relationships with Business Partners

The Company and its Subsidiaries consistently maintain good relationships with business partners as part of their commitment to ensuring business sustainability. Every partnership established refers to the Company's Code of Ethics and Code of Conduct, emphasizing the principles of transparency and professionalism.

PT Asuransi Simas Insurtech

Kelompok Mitra Usaha	2025		2024		2023		Business Partner Group
	Total Entitas Total Entities	Proporsi terhadap Jumlah Kontrak Proportion to Contract Amount (%)	Total Entitas Total Entities	Proporsi terhadap Jumlah Kontrak Proportion to Contract Amount (%)	Total Entitas Total Entities	Proporsi terhadap Jumlah Kontrak Proportion to Contract Amount (%)	
Pemasok Lokal	-	-	-	-	-	-	Local Supplier
Pemasok Nasional	75	100.00	70	100.00	67	100.00	National Supplier
Pemasok Internasional	-	-	-	-	-	-	International Supplier
Total	**75**	**100.00**	70	100.00	67	100.00	**Total**

PT Sinar Mas Multifinance

Kelompok Mitra Usaha	2025		2024		2023		Business Partner Group
	Total Entitas Total Entities	Proporsi terhadap Jumlah Kontrak Proportion to Contract Amount (%)	Total Entitas Total Entities	Proporsi terhadap Jumlah Kontrak Proportion to Contract Amount (%)	Total Entitas Total Entities	Proporsi terhadap Jumlah Kontrak Proportion to Contract Amount (%)	
Pemasok Lokal	**2,646**	**99.29**	2,903	70.94	4,029	71.13	Local Supplier
Pemasok Nasional	**19**	**0.71**	1,189	29.06	1,635	28.87	National Supplier
Total	**2,665**	**100.00**	**4,092**	**100.00**	**5,664**	**100.00**	**Total**

PT Pasar Dana Pinjaman (Danamas)

Kelompok Mitra Usaha	2025		2024		2023		Business Partner Group
	Total Entitas Total Entities	Proporsi terhadap Jumlah Kontrak Proportion to Contract Amount (%)	Total Entitas Total Entities	Proporsi terhadap Jumlah Kontrak Proportion to Contract Amount (%)	Total Entitas Total Entities	Proporsi terhadap Jumlah Kontrak Proportion to Contract Amount (%)	
Pemasok Lokal	**23**	**44.23**	7	70.00	6	37.50	Local Supplier
Pemasok Nasional	**29**	**55.77**	3	30.00	10	62.50	National Supplier
Total	**52**	**100.00**	**10**	**100.00**	**16**	**100.00**	**Total**

Aspek Lingkungan
Environmental Aspect

Membangun Budaya Keberlanjutan Lingkungan Hidup

Sebagai bagian dari strategi peningkatan efisiensi operasional sekaligus kepatuhan terhadap ketentuan yang berlaku, Perseroan bersama Entitas Anak membangun budaya keberlanjutan di bidang lingkungan. Langkah ini sejalan dengan Undang-Undang No. 32 Tahun 2009 tentang Perlindungan dan Pengelolaan Lingkungan Hidup serta POJK No. 51 Tahun 2017 tentang Penerapan Keuangan Berkelanjutan. Komitmen tersebut diwujudkan melalui penerapan prinsip ramah lingkungan dalam seluruh kegiatan operasional, termasuk pengelolaan energi, air, dan kertas secara efisien oleh seluruh karyawan.

Pembiayaan Hijau [POJK.51-F.3]

Komitmen Perseroan bersama Entitas Anak terhadap keberlanjutan diwujudkan melalui fokus pada pengembangan pembiayaan hijau. Implementasi dilakukan antara lain melalui analisis kredit bagi debitur dengan kegiatan usaha yang berpotensi berdampak pada lingkungan. Selain itu, Perseroan juga menyediakan fasilitas pembiayaan bagi Kategori Kegiatan Usaha Berkelanjutan (KKUB), termasuk sektor produktif seperti UMKM serta bisnis yang mengutamakan prinsip ramah lingkungan.

Building a Culture of Environmental Sustainability

As part of its strategy to enhance operational efficiency while ensuring compliance with applicable regulations, the Company and its Subsidiaries have fostered a sustainability culture in the environmental field. This initiative aligns with Law No. 32 of 2009 concerning Environmental Protection and Management and POJK No. 51 of 2017 concerning the Implementation of Sustainable Finance. This commitment is realized through the application of environmentally friendly principles across all operational activities, including the efficient management of energy, water, and paper by all employees.

Green Financing [POJK.51-F.3]

The commitment of the Company and its Subsidiaries to sustainability is demonstrated through a focus on the development of green financing. Implementation is carried out, among others, through credit analysis for debtors engaged in business activities with potential environmental impacts. In addition, the Company also provides financing facilities for Sustainable Business Activity Categories (KKUB), including productive sectors such as MSME and businesses that prioritize environmentally friendly principles.

(dalam jutaan Rupiah / in million Rupiah)

Nama Entitas Anak Subsidiaries Name	2025	2024*)	2023
PT Bank Sinarmas Tbk	**2,119,933**	1,797,046	2,390,568
PT Bank Nano Syariah	**626,888**	128,227	-
PT Sinar Mas Multifinance	**2,474,992**	2,858,746	3,427,437
Total	**5,221,813**	**4,784,019**	**5,818,005**

*) Disajikan kembali. / Restated.

Penggunaan Material Ramah Lingkungan
[POJK.51-F.5]

Perseroan menggunakan material ramah lingkungan untuk mengurangi dampak lingkungan dan meningkatkan efisiensi sumber daya. Inisiatif yang dijalankan bersama Entitas Anak diuraikan sebagai berikut.

Use of Environmentally Friendly Materials
[POJK.51-F.5]

The Company uses environmentally friendly materials to reduce environmental impact and improve resource efficiency. The initiatives implemented together with the Subsidiaries are described as follows.

Aktivitas Operasi Operational Activities	Material Ramah Lingkungan yang Digunakan Environmentally Friendly Materials Used	Manfaat Benefit
PT Asuransi Sinar Mas		
Penggunaan lampu penerangan Use of lighting	**Lampu LED** **LED Lights**	Mengurangi pemakaian listrik Reducing electricity consumption
Penggunaan bahan atap Use of roofing materials	**Unplasticized poly vinyl chloride**	Meredam panas secara baik dan tidak mengandung bahan beracun yang berbahaya bagi tubuh manusia Good heat insulation and free of toxic material harmful to human body
Penggunaan bahan partisi ruangan The use of room partition materials	**Gypsum sound stops**	Mengurangi kebisingan suara Reducing noise
Penggunaan *refrigerant air conditioner* Use of refrigerant air conditioner	**Refrigerant type R32**	Tidak merusak lapisan ozon Not damaging the ozone layer
Penggunaan *Air Conditioners* (AC) *Inverter* Using Inverter Air Conditioners (AC)	**Refrigerant type R410a**	Mengurangi pemakaian listrik Reducing Electricity consumption
PT Asuransi Simas Jiwa		
Pengurangan pemakaian tisu toilet dengan menggunakan *hand dryer* Reducing the use of toilet paper by using a hand dryer	**Hand dryer ecocare**	Mengurangi sampah non-organik yang sulit terurai Reducing non-organic waste that is difficult to decompose
Penggunaan bohlam lampu *light emitting diode* (LED) di *pantry*, toilet, koridor, dan kantor *tower* Use of light emitting diode (LED) light bulbs in pantry, toilet, corridor, and office tower	**Lampu LED Phillips & Downlight** **Philips LED Lights & Downlight**	Hemat energi dan lebih tahan lama/awet (penggunaan jam per hari bisa sampai 1 tahun) Energy saving and long lasting (hours of use per day can be up to 1 year)
PT Asuransi Simas Insurtech		
Print dokumen-dokumen untuk proses *review* atau *draft* Documents printing for review process or draft	**Kertas bekas** **Recycled paper**	Mengurangi penggunaan kertas baru Reducing the use of new paper
Menggunakan dispenser air mineral Using mineral water dispenser	**Galon dan botol minum** **Gallons and tumblers**	Mengurangi penggunaan plastik Reducing the use of plastic

Aktivitas Operasi Operational Activities	Material Ramah Lingkungan yang Digunakan Environmentally Friendly Materials Used	Manfaat Benefit
	PT Sinar Mas Multifinance	
Formulir pengajuan kredit Credit application form	**Penggunaan Mobile Apps Simasku** **Simasku Mobile Apps Usage**	Penghematan penggunaan kertas Paper usage savings
Print dokumen Document printing	**Kertas bekas** **Recycled paper**	Mengurangi pembelian kertas baru Reducing the purchase of new paper
Penerangan kantor pusat dan cabang Lighting of head and branch offices	**Lampu LED** **LED Lights**	Mengurangi pemakaian listrik Reducing electricity consumption
Meeting via online	**Laptop (Zoom Meeting)**	Mengurangi perjalanan dinas Reducing business trips
	PT Pasar Dana Pinjaman (Danamas)	
Penggunaan alat minum Use of drinking utensils	***Tumbler* pribadi** **Private tumbler**	Mengurangi sampah plastik Reducing plastic waste
	PT Wapindo Jasaartha	
Penggunaan lampu penerangan Use of lighting	**Lampu LED** **LED Lights**	Mengurangi pemakaian listrik Reducing electricity consumption
Penggunaan bahan partisi ruangan Use of room partition materials	**Gypsum soundstop**	Mengurangi kebisingan suara Reducing noise
Penggunaan *refrigerant air conditioner* Use of refrigerant air conditioner	**Refrigerant type R32**	Tidak merusak lapisan ozon Not damaging the ozone layer
Penggunaan AC *Inverter* Use of Inverter AC	**Refrigerant type R410a**	Mengurangi pemakaian listrik Reducing electricity consumption

Efisiensi Energi [POJK.51-F.7]

Dalam menjalankan operasional, Perseroan dan Entitas Anak memerlukan konsumsi energi dalam jumlah yang cukup besar. Energi tersebut berasal dari listrik yang diperoleh dari Perusahaan Listrik Negara (PLN), serta bahan bakar minyak (BBM) yang diperoleh melalui Stasiun Pengisian Bahan Bakar Umum (SPBU) di sekitar wilayah operasional.

Meski demikian, Perseroan tetap berkomitmen melakukan efisiensi energi melalui berbagai inisiatif, antara lain:

1. Penghentian penggunaan lampu penerangan di seluruh jaringan usaha Perseroan pukul 12.00-13.00 waktu lokal;
2. Penggunaan *air conditioner* (AC) berjenis freon hidrokarbon yang lebih hemat listrik dan ramah lingkungan; serta
3. Pemanfaatan layanan telekonferensi untuk mendukung pengawasan dan koordinasi operasional tanpa tatap muka langsung.

Energy Efficiency [POJK.51-F.7]

In carrying out its operations, the Company and its Subsidiaries require a substantial amount of energy consumption. The energy is sourced from electricity supplied by the State Electricity Company (PLN) and fuel obtained from Public Fuel Filling Stations (SPBU) around the operational areas.

Nevertheless, the Company remains committed to implementing energy efficiency through various initiatives, including:

1. Stop the use of lighting throughout the Company's business network at 12.00-13.00 local time;
2. Use air conditioners (AC) with hydrocarbon freon, which are more energy efficient and environmentally friendly; and
3. Utilize teleconference service to maintain the supervision and coordination of operational activities without having to meet face to face.

Entitas Anak juga turut serta menerapkan berbagai upaya efisiensi energi, yang diuraikan sebagai berikut.

The Subsidiaries have also implemented various energy efficiency initiatives, as described below.

PT Bank Sinarmas Tbk

Penghematan listrik di Kantor Pusat Non-Operasional Roxy Square dengan pembatasan pemakaian listrik operasional yang ditentukan sesuai rutinitas kerja jam 07.00 hingga 18.00. Bank Sinarmas juga melakukan sosialisasi penghematan listrik dengan mematikan lampu pada saat jam istirahat, serta menggunakan lampu LED.	Energy savings at the Roxy Square Non-Operational Head Office with restrictions on operational electricity usage, which are determined according to the work routine from 07.00 to 18.00. Bank Sinarmas also disseminates electricity savings by turning off lights during recess time and using LED lights.

PT Asuransi Sinar Mas

• Penggantian *tubular lamp* (TL) dengan teknologi LED yang menyerap energi lebih sedikit, namun memberikan pencahayaan yang lebih terang; • Jadwal pengaturan lampu penerangan dan peralatan listrik untuk operasional gedung dijalankan secara ketat dan tepat dengan memperhatikan kenyamanan dan keamanan karyawan serta memaksimalkan pemakaian listrik; • Penyesuaian jumlah unit AC yang dihidupkan dengan banyaknya karyawan di suatu ruangan; • Penggunaan solar panel (PLTS); serta • Penggunaan AC *Inverter*.	• Replacement of tubular lamp (TL) with LED technology that consumes less energy but provides brighter lighting; • The schedule for regulating lighting and electrical equipment for building operations is carried out strictly and precisely by taking into account the comfort and safety of employees and maximizing electricity consumption; • Adjustment of the number of AC units that are turned on with the number of employees in a room; • The use of solar panels (PLTS); and • Using Inverter AC.

PT Asuransi Simas Jiwa

Memadamkan lampu saat jam istirahat dan mematikan beberapa AC pada ruang kerja. Khusus karyawan tertentu, AC akan dinonaktifkan apabila tidak digunakan.	Turning off lights during recess time and turning off several ACs in workspace. Some specific employees will have their AC turned off when not in use.

PT Asuransi Simas Insurtech

• Melakukan peralihan fasilitas mobil pejabat perusahaan menjadi mobil listrik; • Menggunakan e-polis dan e-klaim sehingga penggunaan kertas berkurang; serta • Penggunaan laptop untuk bekerja sehingga lebih hemat energi jika dibandingkan dengan *personal computer* (PC).	• Switching the vehicles of company officials into electric vehicles; • Using e-policy and e-claim to reduce paper usage; and • Using laptop to work, which is more energy-efficient compared to personal computer (PC).

PT Pasar Dana Pinjaman (Danamas)

Perseroan melakukan penghematan energi melalui efisiensi penggunaan penerangan dan pendingin ruangan dengan mematikan perangkat ketika tidak digunakan.	The Company is conducting energy-saving measures through efficient use of lighting and air conditioning by turning them off when not in use.

PT Wapindo Jasaartha

• Penggantian *tubular lamp* (TL) dengan teknologi LED yang menyerap energi lebih sedikit, namun memberikan pencahayaan yang lebih terang; • Penjadwalan lampu penerangan dan peralatan listrik untuk operasional gedung dijalankan secara ketat dan tepat dengan memperhatikan kenyamanan dan keamanan karyawan serta memaksimalkan pemakaian listrik; • Penyesuaian jumlah unit AC yang dihidupkan dengan banyaknya karyawan di suatu ruangan; serta • Penggunaan AC *Inverter*.	• Replacement of tubular lamp (TL) with LED technology that consumes less energy but provides brighter lighting; • Scheduling for lighting and electrical equipment for building operations is carried out strictly and precisely by taking into account the comfort and safety of employees and maximizing electricity consumption; • Adjustment of the number of AC units that are turned on with the number of employees in a room; and • Use of Inverter AC.

Berikut disajikan informasi biaya penggunaan energi Perseroan dan Entitas Anak selama 3 tahun terakhir.

The following presents information on the energy usage costs of the Company and its Subsidiaries over the past 3 years.

(dalam jutaan Rupiah / in million Rupiah)

Uraian	2025	2024	2023	Description
Biaya Listrik	**40,279**	28,867	32,723	Cost of Electricity
Biaya Penggunaan BBM	**12,774**	17,050	2,967	Cost of Fuel Oil

Sebagai bagian dari upaya pengurangan konsumsi listrik, Entitas Anak, Bank Sinarmas, telah memasang panel surya di Kantor Cabang Diponegoro dan Klampis Surabaya.

As part of its efforts to reduce electricity consumption, the Subsidiary, Bank Sinarmas, has installed solar panels at the Diponegoro and Klampis Surabaya Branch Offices.

Total Pemakaian Listrik di Kantor Cabang Klampis dan Diponegoro Bank Sinarmas [POJK.51-F.6] [ESG-E.03]

Total Electricity Usage at the Klampis and Diponegoro Branch Offices of Bank Sinarmas

Kantor Cabang / Branch Office	Satuan / Unit	2025		2024		2023	
		PLN	Panel Surya / Solar Panel	PLN	Panel Surya / Solar Panel	PLN	Panel Surya / Solar Panel
Klampis	kWh	**42,177**	**10,540**	32,944	11,374	8,351	11,303
Diponegoro	kWh	**118,804**	**13,214**	374,012	15,280	24,685	14,463

Total Pemakaian Listrik dan Penggunaan BBM pada Entitas Anak [POJK.51-F.6] [ESG-E.03]

Total Electricity and Oil Fuel Usage in Subsidiaries

Perusahaan / Company	2025		2024		2023	
	Listrik / Electricity (kWh)	Penggunaan BBM / Fuel Oil (Liter)	Listrik / Electricity (kWh)	Penggunaan BBM / Fuel Oil (Liter)	Listrik / Electricity (kWh)	Penggunaan BBM / Fuel Oil (Liter)
PT Bank Nano Syariah	**-**	**3,633**	-	3,672	-	-
PT Asuransi Sinar Mas	**1,113,921**	**68,150**	1,186,455	67,839	1,219,005	80,786
PT Sinar Mas Multifinance	**3,839,735***)	**290,499**	4,074,057	296,087	3,933,643	322,801
PT Sinarmas Ventura	**1,724**	**2,966**	2,528	1,178	2,793	3,574
PT Sinartama Gunita	**-**	**2,887**	-	-	-	-
PT Pasar Dana Pinjaman (Danamas)	**45,096**	**-**	50,964	-	61,296	-
PT Wapindo Jasaartha	**40,273**	**450**	28,716	331	18,394	257
Total	**5,040,749**	**368,585**	**5,342,720**	**369,107**	**5,235,131**	**407,418**

Catatan / Notes:

*) Asumsi daya listrik yang digunakan masuk kategori R-2/3.500-5.500 VA, tarif per kWh 2025: 1.699,53/kWh. / Assuming the electricity used is under the category of R-2/3,500-5,500 VA, with tariff per kWh in 2025: 1,699.53/kWh.

Intensitas dan Efisiensi Penggunaan Energi pada Entitas Anak [POJK.51-F.6] [ESG-E.03]
Energy Consumption Intensity and Efficiency in Subsidiaries

Uraian	Satuan Unit	2025	2024*)	2023*)	Description
Listrik (Cakupan 2)	GJ	**18,146.70**	19,233.79	18,846.47	Electricity (Scope 2)
Bahan Bakar Minyak (Cakupan 1)	GJ	**12,605.61**	12,623.46	13,933.70	Fuel (Scope 1)
Total Penggunaan Energi	**GJ**	**30,752.30**	**31,857.25**	**32,780.17**	**Total Energy Consumption**
Intensitas Penggunaan Energi terhadap Pendapatan	**GJ/jutaan Rupiah** GJ/million Rupiah	**0.00795**	**0.00160**	**0.00176**	**Energy Consumption Intensity Relative to Revenue**
Efisiensi Penggunaan Energi terhadap Pendapatan	**GJ/jutaan Rupiah** GJ/million Rupiah	**(0.00635)**	**0.00016**	**(0.00071)**	**Energy Consumption Efficiency Relative to Revenue**

*) Disajikan kembali. / Restated.
Catatan / Note:
Data mencakup pemakaian listrik dan penggunaan BBM PT Bank Nano Syariah, PT Asuransi Sinar Mas, PT Sinar Mas Multifinance, PT Sinarmas Ventura, PT Sinartama Gunita, PT Pasar Dana Pinjaman (Danamas), dan PT Wapindo Jasaartha. / The data includes electricity usage and fuel consumption of PT Bank Nano Syariah, PT Asuransi Sinar Mas, PT Sinar Mas Multifinance, PT Sinarmas Ventura, PT Sinartama Gunita, PT Pasar Dana Pinjaman (Danamas), and PT Wapindo Jasaartha.

Efisiensi Air [POJK.51-F.8] [ESG-E.04]

Air merupakan salah satu kebutuhan esensial dalam mendukung kegiatan operasional Perseroan dan Entitas Anak, baik untuk menunjang aktivitas harian karyawan maupun untuk keperluan pembersihan dan sanitasi. Untuk memenuhi kebutuhan tersebut, Perseroan mengandalkan pasokan dari Perusahaan Daerah Air Minum (PDAM). Meskipun tingkat konsumsi air relatif tinggi, Perseroan tetap berkomitmen untuk mengoptimalkan penggunaannya melalui pemasangan media edukatif, seperti stiker, poster, dan spanduk imbauan di berbagai titik strategis di lingkungan kerja.

Komitmen terhadap penghematan air juga diterapkan oleh Entitas Anak, PT Asuransi Sinar Mas dan PT Wapindo Jasaartha, melalui berbagai inisiatif, antara lain:
1. Mengganti kran wastafel dari tipe putar menjadi tipe tekan (*push*) untuk mencegah pemborosan akibat kelalaian menutup kran setelah digunakan;
2. Mengurangi tekanan air pada setiap kran dengan pengaturan *valve* instalasi distribusi di setiap lantai;
3. Memanfaatkan kembali hasil pengolahan air limbah (STP) untuk keperluan *flushing* closet dan penyiraman tanaman; serta
4. Memanfaatkan air *drain* AC untuk membersihkan lantai area ruang mesin *outdoor*.

Dalam 3 tahun terakhir, Perseroan dan Entitas Anak telah mengeluarkan biaya untuk penggunaan air, yang dirinci sebagai berikut.

Water Efficiency [POJK.51-F.8] [ESG-E.04]

Water is one of the essential needs in supporting the operational activities of the Company and its Subsidiaries, both for employees' daily activities and for cleaning and sanitation purposes. To meet this need, the Company relies on the supply from the Regional Drinking Water Company (PDAM). Despite the relatively high level of water consumption, the Company remains committed to optimizing its usage by installing educational media such as stickers, posters, and banners at various strategic points within the workplace.

The commitment to water conservation is also implemented by the Subsidiary, PT Asuransi Sinar Mas and PT Wapindo Jasaartha, through various initiatives, including:
1. Changing the sink faucet from rotary type to push type to avoid waste due to negligence of closing the faucet after use;
2. Reducing the water pressure on each faucet by adjusting the distribution valve installation for each floor;
3. Reusing water from the wastewater treatment (STP) for flushing closets and water the plants; and
4. Using AC drain water to clean the floor of outdoor machine room area.

Over the past 3 years, the Company and its Subsidiaries have incurred expenses for water usage, detailed as follows.

(dalam jutaan Rupiah / in million Rupiah)

Nama Entitas Anak Subsidiaries Name	2025	2024	2023
PT Bank Sinarmas Tbk	**62**	36	40
PT Bank Nano Syariah	**64**	84	-

(dalam jutaan Rupiah / in million Rupiah)

Nama Entitas Anak Subsidiaries Name	2025	2024	2023
PT Asuransi Sinar Mas	**300**	201	200
PT Asuransi Simas Jiwa	**134**	32	26
PT Sinar Mas Multifinance	**487**	534	426
PT Pasar Dana Pinjaman (Danamas)	**3**	3	6
PT Wapindo Jasaartha	**378**	331	95
Konsolidasi Consolidated	**2,439**	2,059	63,414

Berikut informasi mengenai penggunaan air oleh Entitas Anak Perseroan.

The following presents information on water usage by the Company's Subsidiaries.

Uraian Description	Satuan Unit	2025	2024	2023
PT Bank Sinarmas Tbk	m^3	**2,755**	2,547	2,771
PT Asuransi Sinar Mas	m^3	**14,514**	15,656	15,607
PT Sinar Mas Multifinance**)	m^3	**38,808**	42,577	33,915
PT Sinartama Gunita	m^3	**238**	-	-
PT Pasar Dana Pinjaman (Danamas)	m^3	**252**	258	260
PT Wapindo Jasaartha	m^3	**18**	15	4
Total	**m^3**	**56,585**	**61,053**	**52,557**

*) Disajikan kembali. / Restated.
**) Asumsi air yang digunakan masuk kategori Kelompok IV B, tarif per dengan pemakaian 3-10 m^3, yaitu Rp12.550. / Assuming the water used is under the IV B Group, with tariff for usage of 3-10 m^3 of Rp12,550.

Pengendalian Emisi [POJK.51-F.12] [ESG-E.01,E.07]

Perseroan menyadari bahwa aktivitas bisnis yang dijalankan turut berkontribusi terhadap perubahan iklim global, antara lain melalui timbulnya emisi gas rumah kaca (ERK). Oleh karena itu, Perseroan bersama Entitas Anak berkomitmen untuk meminimalkan ERK dan dampak negatif lainnya terhadap lingkungan melalui berbagai inisiatif berikut.

1. Menghemat penggunaan energi.
2. Mengoptimalkan penggunaan dokumen digital.
3. Melakukan uji emisi berkala mobil operasional.
4. Mulai menggunakan perangkat elektronik yang rendah emisi.
5. Menanam pohon di sekitar lingkungan perkantoran.

Total dan Intensitas Emisi yang Dihasilkan Berdasarkan Jenisnya [POJK.51-F.11] [ESG-E.01, E.02]

Emisi yang dihasilkan oleh PT Bank Nano Syariah, PT Asuransi Sinar Mas, PT Sinar Mas Multifinance, PT Sinarmas Ventura, PT Sinartama Gunita, PT Pasar Dana Pinjaman (Danamas), dan PT Wapindo Jasaartha berasal dari penggunaan energi listrik yang disuplai oleh PLN serta konsumsi BBM. Berikut jumlah dan intensitas emisi yang dihasilkan oleh Perseroan selama 3 tahun terakhir.

Emission Control [POJK.51-F.12] [ESG-E.01, E.07]

The Company recognizes that its business activities contribute to global climate change, including through the generation of greenhouse gas (GHG) emissions. Therefore, the Company and its Subsidiaries are committed to minimizing GHG emissions and other negative environmental impacts through the following initiatives.

1. Energy saving.
2. Optimizing the use of digital documents.
3. Conducting periodic emission test on operational vehicles.
4. Starting to use low-emissions electronic equipment.
5. Planting trees surrounding the office environment.

Total and Intensity of Emissions Generated by Type [POJK.51-F.11] [ESG-E.01, E.02]

Emissions generated by PT Bank Nano Syariah, PT Asuransi Sinar Mas, PT Sinar Mas Multifinance, PT Sinarmas Ventura, PT Sinartama Gunita, PT Pasar Dana Pinjaman (Danamas), and PT Wapindo Jasaartha resulted from the use electricity energy supplied by PLN and consumption of fuel oil (BBM). The following presents the amount and intensity of emissions produced by the Company over the past 3 years.

Kategori Category	Satuan Unit	2025	2024*)	2023*)
Cakupan 1 Scope 1	$TonCO_2eq$	**853.23**	854.43	943.12
Cakupan 2 Scope 2	$TonCO_2eq$	**4,738.30**	5,022.16	4,921.02
Total Emisi **Total Emissions**	**$TonCO_2eq$**	**5,591.53**	**5,876.59**	**5,864.14**
Intensitas Emisi **Emission Intensity**	**$TonCO_2eq$/jutaan Rupiah** **$TonCO_2eq$/million Rupiah**	**0.001225**	**0.000295**	**0.000315**
Efisiensi Emisi **Emission Efficiency**	**$TonCO_2eq$/jutaan Rupiah** **$TonCO_2eq$/million Rupiah**	**(0.000930)**	**0.000020**	**(0.000079)**

Catatan / Note:
*) Disajikan kembali. / Restated.
Cakupan 1 adalah penggunaan BBM. / Scope 1 is fuel usage.
Cakupan 2 adalah penggunaan listrik. / Scope 2 is electricity usage.

Komitmen Perusahaan untuk Mencapai Target *Net Zero Emission* [ESG-E.06]

Sebagai wujud komitmen terhadap keberlanjutan, Perseroan telah menetapkan target pencapaian *net zero emission* melalui langkah-langkah strategis yang terukur. Fokus utama diarahkan pada pengendalian emisi operasional, didukung dengan peningkatan efisiensi energi, pemanfaatan teknologi digital, dan penerapan prinsip ESG dalam setiap keputusan investasi. Selain itu, melalui Entitas Anak, Perseroan berinvestasi pada sektor-sektor berkelanjutan, mengembangkan produk ramah lingkungan, serta aktif berpartisipasi dalam inisiatif ekonomi rendah karbon, antara lain melalui penyediaan produk asuransi berkelanjutan dan pemberian insentif bagi pelanggan yang mendukung gaya hidup hijau.

Company's Commitment to Achieve Net Zero Emission Target [ESG-E.06]

As a manifestation of its commitment to sustainability, the Company has set a target to achieve net zero emissions through well-measured strategic steps. The main focus is directed toward controlling operational emissions, supported by enhanced energy efficiency, utilization of digital technology, and the application of ESG principles in every investment decision. In addition, through its Subsidiaries, the Company invests in sustainable sectors, develops environmentally friendly products, and actively participates in low-carbon economic initiatives, including providing sustainable insurance products and offering incentives for customers who support green lifestyles.

Pengelolaan Limbah [POJK.51-F.14]

Perseroan menghasilkan limbah utama berupa kertas dari aktivitas administrasi dan operasional. Untuk menekan jumlah limbah kertas, Perseroan secara bertahap menerapkan digitalisasi melalui *e-statement* dan aplikasi berbasis digital/internet lainnya. Selain itu, kertas bekas yang masih layak pakai dimanfaatkan kembali untuk keperluan non-formal. Inisiatif pengelolaan limbah ini juga diterapkan di internal Entitas Anak, dengan rincian sebagai berikut.

Waste Management [POJK.51-F.14]

The Company generates paper waste as its main type of waste from administrative and operational activities. To reduce the amount of paper waste, the Company has gradually implemented digitalization through e-statements and other digital/internet-based applications. In addition, used paper that remains suitable for use is repurposed for non-formal needs. This waste management initiative is also implemented within the Subsidiaries, with details as follows.

PT Bank Sinarmas Tbk	
Kegiatan operasional perbankan berhubungan dengan dokumen, sehingga menghasilkan limbah terbanyak berupa kertas. Meskipun demikian, penerapan *paperless* dalam operasional sehari-hari, penggunaan kertas bekas terus disosialisasikan terutama kepada seluruh unit kerja KPNO Roxy Square.	Banking operations are related to documents, making paper the most waste generated. Nevertheless, paperless implementation and the use of recycled paper in daily operations continue to be socialized, especially to all KPNO Roxy Square work units.

PT Asuransi Sinar Mas

- Memanfaatkan kertas bekas untuk pengarsipan dan dokumentasi;
- Memanfaatkan bahan-bahan limbah organik dari jus bar dan kantin berupa sayur, buah-buahan, kulit telur, dan lainnya untuk dijadikan pupuk organik yang digunakan sebagai pemupukan tanaman; serta
- Memanfaatkan limbah filter udara AC bekas untuk dekorasi hiasan pohon natal.

- Utilizing recycled paper for filing and documentation;
- Utilizing organic waste materials from juice bars and canteens i.e., vegetables, fruits, egg shells, and others to be used as organic fertilizers for plant fertilization; and
- Utilizing used AC filters as decorative elements for Christmas tree.

PT Asuransi Simas Jiwa

Limbah kertas yang tidak dipakai dan tidak *confidential*, langsung dibuang bersama sampah rumah tangga lainnya. Sementara untuk limbah kertas tidak terpakai dan bersifat *confidential*, dilakukan penghancuran dengan mesin *destroyer*.

Unused and non-confidential paper waste is immediately disposed with other household waste. Meanwhile, unused but confidential paper waste is destroyed with a shredder.

PT Asuransi Simas Insurtech

- Menggunakan tanda tangan digital untuk dokumen-dokumen yang memerlukan tanda tangan;
- Melakukan *review* dengan menyeluruh sehingga tidak mencetak dokumen secara berulang;
- Menggunakan kertas bekas untuk melakukan peninjauan dokumen; serta
- Mengoptimalkan penggunaan dokumen *softcopy*.

- Using digital signature on documents requiring signature;
- Conducting thorough review to avoid repeat printing of documents;
- Using recycled paper for document review; and
- Optimizing the use of softcopy document.

PT AB Sinar Mas Multifinance

Menerapkan pengelolaan daur ulang sampah berdasarkan jenis, yakni sampah organik dan non-organik.

Implementing waste recycling management by type, namely organic and non-organic waste.

PT Sinarmas Sekuritas

Sampah plastik telah menjadi isu lingkungan, baik di Indonesia maupun secara global. Kontribusi Sinarmas Sekuritas dalam hal ini dilakukan dengan beberapa inisiatif, di antaranya:

- Membagikan tempat sampah di seluruh ruangan kerja untuk meningkatkan kesadaran atas gaya hidup ramah lingkungan terutama di antara para karyawan;
- Mengganti air minum kemasan di kantor pusat dengan menyediakan botol dan gelas yang dapat digunakan berulang kali; serta
- Membagikan *goodie bag* yang dapat digunakan berulang-ulang, menggantikan penggunaan plastik sekali pakai ke para karyawan, dan mahasiswa di mana Sinarmas Sekuritas menyelenggarakan program tanggung jawab sosial.

Plastic waste has become an environmental issue, both in Indonesia and globally. Sinarmas Sekuritas is implementing several initiatives to contribute in the reduction of this waste, including:

- Distribute trash cans in all work area to boost awareness of environmentally friendly lifestyles, especially among employees;
- Replace bottled drinking water at the head office with reusable bottles and glasses; and
- Distribute reusable goodie bags, to replace the single-use plastic for employees and students where Sinarmas Sekuritas conducts social responsibility programs.

Sinarmas Sekuritas juga berupaya untuk meningkatkan kesadaran karyawan untuk mengurangi penggunaan kertas. Sinarmas Sekuritas mencanangkan kebijakan *paperless* (tidak menggunakan kertas) di dalam kegiatan operasional sehari-hari. Karyawan didorong untuk mengoptimalkan penggunaan teknologi digital/elektronik sebagai pilihan yang lebih baik untuk merekam bukti transaksi ataupun mengakses dokumen.

Sinarmas Sekuritas also strives to increase employee awareness to reduce paper use. Sinarmas Sekuritas launched the paperless policy (not using paper) for daily operational activities. Employees are encouraged to optimize the use of digital/electronic technology as a better option to record proof of transactions or accessing documents.

PT Wapindo Jasaartha

Perseroan mengelola limbah atau mengurangi penggunaan kertas dengan cara:

- Memanfaatkan kertas bekas untuk pengarsipan dan dokumentasi; serta
- Memanfaatkan bahan-bahan limbah organik dari jus bar dan kantin berupa sayur, buah-buahan, kulit telur, dan lainnya untuk dijadikan pupuk organik yang digunakan sebagai pemupukan tanaman.

The Company manages its waste or reduce paper usage through:

- Utilizing used paper for filing and documentation; and
- Utilizing organic waste materials from juice bars and canteens, i.e., vegetables, fruits, egg shells, and others, to be used as organic fertilizers for plant fertilization.

Sebagian besar limbah yang dihasilkan dari aktivitas operasional Perseroan dan Entitas Anak merupakan limbah kertas. Untuk menekan volume limbah tersebut, Perseroan secara konsisten memantau penggunaan kertas dan mendorong

Most of the waste generated from the operational activities of the Company and its Subsidiaries consists of paper waste. To reduce the volume of such waste, the Company consistently monitors paper usage and encourages its reduction through

pengurangannya melalui optimalisasi proses digitalisasi. Berikut ini adalah data penggunaan kertas oleh Entitas Anak selama 3 tahun terakhir. [POJK.51-F.13] [ESG-E.05]

the optimization of digitalization processes. The following presents data on paper usage by the Subsidiaries over the past 3 years. [POJK.51-F.13] [ESG-E.05]

(dalam ton / in ton)

Nama Entitas Anak Subsidiaries Name	2025	2024	2023
PT Bank Sinarmas Tbk	**5.25**	4.53	3.75
PT Asuransi Sinar Mas	**2.10**	1.22	6.40
PT Asuransi Simas Insurtech	**0.30**	0.30	0.30
PT AB Sinarmas Multifinance	**2.15**	2.20	2.23
PT Sinarmas Sekuritas	**0.77**	3.62	2.80
PT Sinarmas Asset Management	**0.79**	0.61	1.23
PT Sinartama Gunita	**0.21**	-	-
PT Pasar Dana Pinjaman (Danamas)	**0.18**	3.36	0.18
PT Wapindo Jasaartha	**0.19**	0.16	0.12
Total	**11.94**	**15.84**	**16.89**

Catatan / Note:
1 rim / ream = 2.5 kg

Biaya Pengelolaan Lingkungan
[POJK.51-F.4]

Dalam 3 tahun terakhir, Perseroan melalui Entitas Anak telah mengeluarkan biaya pengelolaan lingkungan sebagai berikut.

Environmental Management Expense
[POJK.51-F.4]

Over the past 3 years, the Company, through its Subsidiaries, has incurred environmental management expenses as follows.

(dalam jutaan Rupiah / in million Rupiah)

Nama Entitas Anak Subsidiaries Name	2025	2024	2023**)
PT Bank Sinarmas Tbk	**404**	397	303
PT Asuransi Sinar Mas	**871**	818	763
PT Asuransi Simas Jiwa*)	**5**	5	5
PT Sinarmas Sekuritas	**-**	165	32
PT Sinarmas Asset Management	**-**	-	132
PT Pasar Dana Pinjaman (Danamas)	**-**	121	115
PT Wapindo Jasaartha	**38**	38	35
Total	**1,318**	**1,506**	**1,350**

Catatan / Notes:
*) Biaya untuk iuran sampah dan kebersihan kantor Gedung Asuransi Simas Jiwa, Jl. Lombok No. 73. / Fees for garbage and office cleaning fees of Simas Jiwa Insurance Building, Jl. Lombok No. 73.
**) Perhitungan kembali. / Recalculation.

Kegiatan Kepedulian terhadap Lingkungan

Sebagai bagian dari komitmen untuk menjaga kelestarian lingkungan serta mendukung upaya mitigasi perubahan iklim, Perseroan melalui PT Asuransi Simas Jiwa melaksanakan berbagai inisiatif kepedulian terhadap lingkungan. Komitmen tersebut diwujudkan melalui kegiatan penanaman 350 bibit

Environmental Care Activities

As part of its commitment to environmental preservation and supporting the climate change mitigation efforts, the Company, through PT Asuransi Simas Jiwa, conducted various environmental care initiatives. This commitment was realized through the planting of 350 mangrove seedlings in PIK Mangrove

mangrove di Kawasan Ekowisata Mangrove PIK, Jakarta pada 20 Desember 2025. Kegiatan ini dihadiri oleh Ibu Janty Sumirkan selaku perwakilan Direksi PT Asuransi Simas Jiwa serta melibatkan karyawan sebagai relawan. Melalui kegiatan ini, Perseroan turut berkontribusi dalam mendukung ketahanan ekosistem pesisir, meningkatkan kualitas lingkungan, serta memperkuat kesadaran kolektif terhadap pentingnya pelestarian lingkungan bagi keberlanjutan di masa mendatang.

Ecotourism Area, Jakarta, on 20 December 2025. The event was attended by Mrs. Janty Sumirkan as a representative of Board of Directors of PT Asuransi Simas Jiwa and involved employees as volunteers. Through this activity, the Company is contributing to support coastal ecosystem resilience, improving environmental quality, and strengthening collective awareness on the importance of environmental preservation for future sustainability.

Sertifikasi dan Pengaduan Masalah Lingkungan

Aktivitas operasional Perseroan tidak menimbulkan dampak lingkungan yang signifikan secara langsung, sehingga pada saat ini belum diperlukan sertifikasi di bidang lingkungan. Meskipun demikian, Perseroan tetap membuka saluran komunikasi bagi pemangku kepentingan untuk menyampaikan saran maupun keluhan terkait inisiatif lingkungan melalui *e-mail* multiartha@smma.com atau kontak yang tercantum di situs web masing-masing Entitas Anak.

Selama 3 tahun terakhir, Perseroan dan Entitas Anak tidak menerima pengaduan yang berkaitan dengan pelaksanaan inisiatif lingkungan. [POJK.51-F.16]

Environmental Certification and Complaints

The Company's operational activities do not have a direct significant environmental impact; therefore, environmental certification is not yet required at this time. Nevertheless, the Company continues to maintain communication channels for stakeholders to provide feedback or complaints regarding environmental initiatives through the e-mail address multiartha@smma.com or the contact information listed on each Subsidiary's website.

Over the past 3 years, the Company and its Subsidiaries have not received any complaints related to the implementation of environmental initiatives. [POJK.51-F.16]



Halaman ini sengaja dikosongkan.

This page is intentionally left blank.

Tanggung Jawab Laporan Tahunan [POJK.51-G.2]

Annual Report Responsibility

Surat Pernyataan Anggota Dewan Komisaris dan Direksi tentang Tanggung Jawab atas Laporan Tahunan 2025 PT Sinar Mas Multiartha Tbk

Statement of Members of the Board of Commissioners and the Board of Directors on the Responsibility for the 2025 Annual Report of PT Sinar Mas Multiartha Tbk

Kami, yang bertanda tangan di bawah ini, menyatakan bahwa semua informasi dalam Laporan Tahunan PT Sinar Mas Multiartha Tbk tahun 2025 telah dimuat secara lengkap dan bertanggung jawab penuh atas kebenaran isi Laporan Tahunan Perseroan.

We, the undersigned, hereby declare that the 2025 Annual Report of PT Sinar Mas Multiartha Tbk has already contained a complete information and we shall be fully responsible for the correctness of the Company's Annual Report content.

Demikian pernyataan ini dibuat dengan sebenarnya.

This statement is hereby made in all truthfulness.

Jakarta, 30 Juni / June 2026

Dewan Komisaris,
Board of Commissioners,

Fuganto Widjaja	Robinson Simbolon	Ketut Sanjaya
Komisaris Utama President Commissioner	Komisaris Independen Independent Commissioner	Komisaris Independen Independent Commissioner

Direksi,
Board of Directors,

Burhanuddin Abdullah
Direktur Utama
President Director

Eric Buntoro	Agus Leman Gunawan	Ir. Dumoly Freddy Pardede
Wakil Direktur Utama Vice President Director	Direktur Director	Direktur Director

Felix	Lynn Ramli	Tjong Huei Wey
Direktur Director	Direktur Director	Direktur Director

Tanggapan terhadap Umpan Balik Laporan Tahun Sebelumnya [POJK.51-G.4]

Responses to Previous Year's Report Feedback

Perseroan tidak menerima umpan balik dari pemangku kepentingan atas Laporan Tahunan 2024. Akan tetapi, Perseroan tetap mengupayakan peningkatan kualitas penyampaian Laporan Tahunan pada setiap tahun pelaporan.

The Company did not receive any feedback from stakeholders on the 2024 Annual Report. However, the Company continues to strive to improve the quality of Annual Report submission in each reporting year.



Lembar Umpan Balik [POJK.51-G.3]

Feedback Form

Setelah membaca Laporan Tahunan PT Sinar Mas Multiartha Tbk, kami mohon kesediaan para pemangku kepentingan untuk memberikan umpan balik dengan mengirim *e-mail* atau mengirim formulir ini melalui *fax*/pos.

After reading this Annual Report of PT Sinar Mas Multiartha Tbk, we would like to ask all stakeholders to kindly provide feedback by sending this form by e-mail, fax or post.

Pertanyaan Questions	Setuju Agree	Tidak Setuju Disagree
Laporan ini telah memberikan informasi yang bermanfaat mengenai kinerja ekonomi, sosial, dan lingkungan Perseroan. This report has provided useful information on economic, social, and environmental performance of the Company.	○	○
Data dan informasi yang diungkapkan mudah dipahami, lengkap, transparan, dan berimbang. Data and information disclosed are easy to understand, complete, transparent, and balanced.	○	○
Data dan informasi yang disajikan berguna dalam pengambilan keputusan. Data and information presented are useful for making decision.	○	○
Laporan ini menarik dan mudah dibaca. This report is interesting and easy to read.	○	○

Mohon berikan nilai mengenai aspek yang terdapat dalam laporan ini (nilai 1 = paling penting, 2 = penting, 3 = tidak penting, 4 = sangat tidak penting).

Please rate the aspects presented in this report (1 = most important, 2 = important, 3 = not important, 4 = very unimportant).

- ○ Kinerja Ekonomi dan Stabilitas Keuangan
Economic Performance and Financial Stability
- ○ Tata Kelola Anti-*Fraud* dan Integritas Bisnis
Anti-Fraud Governance and Business Integrity
- ○ Inovasi Digital dan Layanan Keuangan Berkelanjutan
Digital Innovation and Sustainable Financial Services
- ○ Transparansi Informasi dan Perlindungan Nasabah
Information Transparency and Customer Protection
- ○ Pengembangan Sumber Daya Manusia (SDM) dan Kesejahteraan Karyawan
Human Resources (HR) Development and Employee Welfare
- ○ Inklusi dan Literasi Keuangan
Financial Inclusion and Literacy
- ○ Keterlibatan Sosial dan Tanggung Jawab Kemasyarakatan
Social Engagement and Community Responsibility
- ○ Efisiensi Energi dan Pengelolaan Dampak Lingkungan
Energy Efficiency and Environmental Impact Management
- ○ Manajemen Risiko Iklim dan Lingkungan
Climate and Environmental Risk Management
- ○ Manajemen Risiko Sistemik dan Kecukupan Modal
Systemic Risk Management and Capital Adequacy

Mohon berikan komentar/saran/usulan bagi laporan ini.

Please provide comments/suggestions/ideas for this report.

.....

.....

.....

.....

.....

Profil Anda
Your Profile

Nama
Name : .....

Pekerjaan
Occupation : .....

Institusi/Perusahaan
Institution/Company : .....

Kontak (telepon, *e-mail*)
Contact (phone, e-mail) : .....

Kategori Pemangku Kepentingan
Stakeholder Category

- ◯ Pemerintah / Government
- ◯ Pelanggan / Customer
- ◯ Karyawan / Employee
- ◯ Mitra Kerja / Business Partners
- ◯ Media / Media
- ◯ Masyarakat / Community
- ◯ LSM / NGO
- ◯ Lain-Lain, ... / Others, ...

Saran dan tanggapan yang Anda berikan atas informasi yang disajikan dalam laporan ini mohon dikirimkan kepada:
Please send Your suggestion and response to information presented in this report to:

Sekretaris Perusahaan / Corporate Secretary

Menara Tekno Lt. 7 / 7th Fl.
Jl. Fachruddin No. 19, Jakarta Pusat / Central Jakarta 10250

(021) 392 5660 | (021) 392 5788 | multiartha@smma.co.id | www.smma.co.id

Indeks Pengungkapan Kriteria POJK No. 51/POJK.03/2017 [POJK.51-G.5]

POJK Criteria Disclosure Index No. 51/POJK.03/2017

No. Indeks Index No.	Uraian Description		Halaman Page
A.1	Penjelasan Strategi Keberlanjutan	Description on Sustainability Strategy	6
	Ikhtisar Kinerja Keberlanjutan / Sustainability Performance Highlights		
B.1	Ikhtisar Kinerja Ekonomi	Economic Performance Highlights	18
B.2	Ikhtisar Kinerja Lingkungan Hidup	Environmental Performance Highlights	25
B.3	Ikhtisar Kinerja Sosial	Social Performance Highlights	24
	Profil Perusahaan / Company Profile		
C.1	Visi, Misi, dan Nilai Keberlanjutan	Vision, Mission, and Sustainability Values	72
C.2	Alamat Perusahaan	Company Address	64
C.3	Skala Perusahaan	Company Scale	18; 75; 172; 185
C.4	Produk, Layanan, dan Kegiatan Usaha yang Dijalankan	Products, Services, and Business Activities Conducted	74
C.5	Keanggotaan pada Asosiasi	Association Membership	29
C.6	Perubahan Organisasi Bersifat Signifikan	Significant Organizational Change	65
	Penjelasan Direksi / Explanation from Board of Directors		
D.1	Penjelasan Direksi	Explanation from the Board of Directors	40
	Tata Kelola Keberlanjutan / Sustainability Governance		
E.1	Penanggung Jawab Penerapan Keuangan Berkelanjutan	Person in Charge for the Implementation of Sustainable Finance	288
E.2	Pengembangan Kompetensi terkait Keuangan Berkelanjutan	Competency Development related to Sustainable Finance	288
E.3	Penilaian Risiko atas Penerapan Keuangan Berkelanjutan	Risk Assessment for the Implementation of Sustainable Finance	274
E.4	Hubungan dengan Pemangku Kepentingan	Stakeholders Relations	8
E.5	Permasalahan terhadap Penerapan Keuangan Berkelanjutan	Issues with the Implementation of Sustainable Finance	289
	Kinerja Keberlanjutan / Sustainability Performance		
F.1	Kegiatan Membangun Budaya Keberlanjutan	Activities to Build a Culture of Sustainability	288
	Kinerja Ekonomi / Economic Performance		
F.2	Perbandingan Target dan Kinerja Produksi, Portofolio, Target Pembiayaan, atau Investasi, Pendapatan dan Laba Rugi	Comparison of Production Targets and Performance, Portfolios, Financing Targets, or Investments, Income and Profit and Loss	217
F.3	Perbandingan Target dan Kinerja Portofolio, Target Pembiayaan, atau Investasi pada Instrumen Keuangan atau Proyek yang Sejalan dengan Keuangan Berkelanjutan	Comparison of Portfolio Targets and Performance, Financing Targets, or Investments in Financial Instruments or Projects in Line with Sustainable Finance	333

No. Indeks Index No.	Uraian Description		Halaman Page
	Kinerja Lingkungan / Environmental Performance		
	Umum / General		
F.4	Biaya Lingkungan Hidup	Environmental Costs	342
	Aspek Material / Material Aspect		
F.5	Penggunaan Material yang Ramah Lingkungan	Use of Environmentally Friendly Materials	334
	Aspek Energi / Energy Aspect		
F.6	Jumlah dan Intensitas Energi yang Digunakan	Amount and Intensity of Energy Used	337
F.7	Upaya dan Pencapaian Efisiensi Energi dan Penggunaan Energi Terbarukan	Efforts and Achievement of Energy Efficiency and Use of Renewable Energy	335
	Aspek Air / Water Aspect		
F.8	Penggunaan Air	Water Usage	338
	Aspek Keanekaragaman Hayati / Biodiversity Aspect		
F.9	Dampak dari Wilayah Operasional yang Dekat atau Berada di Daerah Konservasi atau Memiliki Keanekaragaman Hayati	Impact of Operational Areas Located Near or Within Conservation Areas or with Biodiversity	N/A
F.10	Usaha Konservasi Keanekaragaman Hayati	Biodiversity Conservation Effort	N/A
	Aspek Emisi / Emission Aspect		
F.11	Jumlah dan Intensitas Emisi yang Dihasilkan berdasarkan Jenisnya	Amount and Intensity of Emissions Generated by Type	339-340
F.12	Upaya dan Pencapaian Pengurangan Emisi yang Dilakukan	Emission Reduction Efforts and Achievements Made	339
	Aspek Limbah dan Efluen / Waste and Effluent Aspect		
F.13	Jumlah Limbah dan Efluen yang Dihasilkan berdasarkan Jenis	Amount of Waste and Effluent Generated by Type	342
F.14	Mekanisme Pengelolaan Limbah dan Efluen	Waste and Effluent Management Mechanism	340
F.15	Tumpahan yang Terjadi (jika ada)	Spill Occurring (if any)	N/A
	Aspek Pengaduan terkait Lingkungan Hidup / Aspects of Complaints related to the Environment		
F.16	Jumlah dan Materi Pengaduan Lingkungan Hidup yang Diterima dan Diselesaikan	Number and Material of Environmental Complaints Received and Resolved	343
	Kinerja Sosial / Social Performance		
F.17	Komitmen LJK, Emiten, atau Perusahaan Publik untuk Memberikan Layanan atas Produk dan/atau Jasa yang Setara kepada Konsumen	LJK, Issuer, or Public Company Commitment to Provide Equal Service for Products and/or Services to Consumers	323
	Aspek Ketenagakerjaan / Employment Aspect		
F.18	Kesetaraan Kesempatan Bekerja	Equal Opportunity to Work	290
F.19	Tenaga Kerja Anak dan Tenaga Kerja Paksa	Child Labor and Forced Labor	291
F.20	Upah Minimum Regional	Regional Minimum Wage	292
F.21	Lingkungan Bekerja yang Layak dan Aman	Decent and Safe Work Environment	292
F.22	Pelatihan dan Pengembangan Kemampuan Pegawai	Employee Training and Capacity Building	187-188; 291
	Aspek Masyarakat / Community Aspect		
F.23	Dampak Operasi terhadap Masyarakat Sekitar	Impact of Operations on the Surrounding Communities	293
F.24	Pengaduan Masyarakat	Public Complaints	322
F.25	Kegiatan Tanggung Jawab Sosial Lingkungan (TJSL)	Environmental Social Responsibility (TJSL) Activities	293-322

No. Indeks Index No.	Uraian Description		Halaman Page
Tanggung Jawab Pengembangan Produk/Jasa Berkelanjutan / Responsibility for Sustainable Products/Services Development			
F.26	Inovasi dan Pengembangan Produk/Jasa Keuangan Berkelanjutan	Sustainable Financial Products/Services Innovation and Development	**326**
F.27	Produk/Jasa yang Sudah Dievaluasi Keamanannya bagi Pelanggan	Products/Services that have been Evaluated for Safety for Customers	**328**
F.28	Dampak Produk/Jasa	Products/Services Impact	**N/A**
F.29	Jumlah Produk yang Ditarik Kembali	Number of Products Recalled	**328**
F.30	Survei Kepuasan Pelanggan terhadap Produk dan/atau Jasa Keuangan Berkelanjutan	Customer Satisfaction Survey on Sustainable Financial Products and/or Services	**324**
Lain-Lain / Others			
G.1	Verifikasi Tertulis dari Pihak Independen (jika ada)	Independent Party Written Verification (if any)	**14**
G.2	Surat Pernyataan Anggota Direksi tentang Tanggung Jawab atas Laporan Keberlanjutan	Statement of Members of the Board of Directors regarding the Responsibility for Sustainability Reports	**345**
G.3	Lembar Umpan Balik	Feedback Form	**347**
G.4	Tanggapan terhadap Umpan Balik Laporan Tahun Sebelumnya	Responses to Previous Year's Report Feedback	**346**
G.5	Daftar Pengungkapan sesuai POJK No. 51/POJK.03/2017	List of Disclosures in Accordance with POJK No. 51/POJK.03/2017	**349**



Daftar Pengungkapan Metrik Pelaporan ESG

List of Disclosure of ESG Metrics Reporting

Kinerja Performance	No. Indeks Index No.	Nama Metrik Metrics Name		Halaman Page
Lingkungan Environmental	[ESG-E.01]	Laporan Emisi Gas Rumah Kaca	Greenhouse Gases Emissions Report	339
	[ESG-E.02]	Intensitas Emisi Gas Rumah Kaca	Greenhouse Gases Emissions Intensity	339-340
	[ESG-E.03]	Konsumsi Energi Listrik	Electrical Energy Consumption	337-338
	[ESG-E.04]	Konsumsi Air	Water Consumption	338-339
	[ESG-E.05]	Limbah yang Dihasilkan	Waste Generated	342
	[ESG-E.06]	Komitmen Perusahaan untuk Mencapai Target *Net Zero Emission*	Company's Commitment to Achieve Net Zero Emission Target	340
	[ESG-E.07]	Komitmen Perusahaan untuk Mengurangi Emisi Gas Rumah Kaca	Company's Commitment to Reduce Greenhouse Gases Emissions	339
Sosial Social	[ESG-S.01]	Kesetaraan Gender	Gender Equality	290
	[ESG-S.02]	Pegawai berdasarkan Gender dan Kelompok Umur	Employee by Gender and Age Group	186; 290
	[ESG-S.03]	Tingkat Pergantian Pegawai	Employee Turnover Rate	187
	[ESG-S.04]	Jumlah Pegawai Sementara	Total Temporary Employee	187
	[ESG-S.05]	Pelatihan dan Pengembangan Pegawai	Employee Training and Development	187-188; 291
	[ESG-S.06]	Jumlah Kecelakaan Kerja	Total Work Accident	292
	[ESG-S.07]	Kejadian Pelanggaran Hak Asasi Manusia	Incident of Human Rights Violation	292
	[ESG-S.08]	Kebijakan Pelecehan Seksual dan/atau Non-Diskriminasi	Sexual Harassment and/or Non-Discrimination Policy	291
	[ESG-S.09]	Kebijakan mengenai Hak Asasi Manusia	Human Rights Policy	290
	[ESG-S.10]	Kebijakan Pekerja Anak dan/atau Pekerja Paksa	Child Labor and/or Forced Labor Policy	291
	[ESG-S.11]	Kebijakan mengenai Kesehatan dan Keselamatan Kerja serta Lingkungan Kerja yang Aman dan Layak diberikan kepada Seluruh Karyawan	Occupational Health and Safety Policy and Safe and Decent Work Environment Provided for All Employees	292
	[ESG-S.12]	*Corporate Social Responsibility*	Corporate Social Responsibility	293-322
Tata Kelola Governance	[ESG-G.01]	Keberagaman Manajemen dan Independensi	Management Diversity and Independence	238-239; 247
	[ESG-G.02]	Total Kehadiran Direksi dan Komisaris ke Rapat Dewan	Total Attendance of the Board of Directors and the Board of Commissioners in Board Meetings	241-242; 249-250
	[ESG-G.03]	Kebijakan Pemisahan *Chairman of the Board* dan *Chief Executive Officer* (CEO)	Chairman of the Board and Chief Executive Officer (CEO) Separation Policy	224
	[ESG-G.04]	Kebijakan Penilaian Dewan Direksi dan Komisaris	Board of Directors and Board of Commissioners Assessment Policy	242-243; 251
	[ESG-G.05]	Kebijakan Pelatihan Dewan Direksi dan Komisaris	Board of Directors and Board of Commissioners Training Policy	242; 250
	[ESG-G.06]	Kriteria Khusus Pemilihan Dewan	Special Criteria for Board Selection	252
	[ESG-G.07]	Kode Etik dan/atau Anti-Korupsi	Code of Ethics and/or Anti-Corruption	280; 282
	[ESG-G.08]	Kebijakan Perlakuan Adil terhadap Pemegang Saham	Fair Treatment of Shareholders Policy	174; 283
	[ESG-G.09]	Pencegahan Konflik Kepentingan	Conflicts of Interest Prevention	284


ESG
(Environmental, Social, Governance)
Get Feedback
Talk to Your Customers
Social Media Strategies
Interact with Thank You
Digital Resources

Laporan Keuangan
Financial Report



7



Halaman ini sengaja dikosongkan.

This page is intentionally left blank.

PT Sinar Mas Multiartha Tbk
dan Entitas Anak/*and Subsidiaries*

Laporan Keuangan Konsolidasian/
Consolidated Financial Statements
Untuk Tahun-tahun yang Berakhir
31 Desember 2025 dan 2024/
For the Years Ended
December 31, 2025 and 2024

PT SINAR MAS MULTIARTHA TBK DAN ENTITAS ANAK/*AND SUBSIDIARIES*
DAFTAR ISI/*TABLE OF CONTENTS*

	Halaman/ *Page*
Laporan Auditor Independen/*Independent Auditors' Report*	
Surat Pernyataan Direksi tentang Tanggung Jawab atas Laporan Keuangan Konsolidasian PT Sinar Mas Multiartha Tbk dan Entitas Anak untuk Tahun-tahun yang Berakhir 31 Desember 2025 dan 2024/ *The Directors' Statement on the Responsibility for Consolidated Financial Statements of PT Sinar Mas Multiartha Tbk and Subsidiaries for the Years Ended December 31, 2025 and 2024*	
LAPORAN KEUANGAN KONSOLIDASIAN - Untuk Tahun-tahun yang Berakhir 31 Desember 2025 dan 2024/ ***CONSOLIDATED FINANCIAL STATEMENTS*** - *For the Years Ended December 31, 2025 and 2024*	
Laporan Posisi Keuangan Konsolidasian/*Consolidated Statements of Financial Position*……	1-4
Laporan Laba Rugi dan Penghasilan Komprehensif Lain Konsolidasian/*Consolidated Statements of Profit or Loss and Other Comprehensive Income*……	5-6
Laporan Perubahan Ekuitas Konsolidasian/*Consolidated Statements of Changes in Equity*……	7-9
Laporan Arus Kas Konsolidasian/*Consolidated Statements of Cash Flows*……	10-11
Catatan atas Laporan Keuangan Konsolidasian/*Notes to Consolidated Financial Statements*…	12-204
Informasi Tambahan/*Addition Information*……..	I.1 - I.16

sinarmas multiartha

SURAT PERNYATAAN DIREKSI
TENTANG
TANGGUNG JAWAB ATAS
LAPORAN KEUANGAN KONSOLIDASIAN
PT SINAR MAS MULTIARTHA TBK
DAN ENTITAS ANAK
UNTUK TAHUN -TAHUN YANG BERAKHIR
31 DESEMBER 2025 DAN 2024

BOARD OF DIRECTORS' STATEMENT
REGARDING
THE RESPONSIBILITY FOR
THE CONSOLIDATED FINANCIAL STATEMENTS OF
PT SINAR MAS MULTIARTHA TBK
AND SUBSIDIARIES
FOR THE YEARS ENDED
DECEMBER 31, 2025 AND 2024

Kami yang bertanda-tangan di bawah ini: / *We, the undersigned:*

Nama	:	Burhanuddin Abdullah	:		*Name*
Alamat kantor	:	Menara Tekno Lantai 7 Jl. Fachruddin Nomor 19 Jakarta 10250	:		*Office address*
Alamat domisili	:	Jl. Tirtayasa X Nomor 1 RT 005 RW 002, Melawai, Kebayoran Baru Jakarta Selatan	:		*Domicile address*
Nomor telepon	:	021-3925660	:		*Phone Number*
Jabatan	:	Direktur Utama/*President Director*	:		*Position*
Nama	:	Eric Buntoro	:		*Name*
Alamat kantor	:	Menara Tekno Lantai 7 Jl. Fachruddin Nomor 19 Jakarta 10250	:		*Office address*
Alamat domisili	:	Apt Royale Springhill Lavender Twr 15K RT 008 RW 011, Pademangan Timur, Pademangan, Jakarta Utara	:		*Domicile address*
Nomor telepon	:	021-3925660	:		*Phone Number*
Jabatan	:	Wakil Direktur Utama/*Vice President Director*	:		*Position*

menyatakan bahwa: / *declare that:*

1. Kami bertanggung jawab atas penyusunan dan penyajian laporan keuangan konsolidasian PT Sinar Mas Multiartha Tbk dan Entitas Anak; / *We are responsible for the preparation and presentation of PT Sinar Mas Multiartha Tbk and Subsidiaries' consolidated financial statements;*

2. Laporan keuangan konsolidasian PT Sinar Mas Multiartha Tbk dan Entitas Anak telah disusun dan disajikan sesuai dengan Standar Akuntansi Keuangan di Indonesia; / *PT Sinar Mas Multiartha Tbk and Subsidiaries' consolidated financial statements have been prepared and presented in accordance with Indonesian Financial Accounting Standards;*

3. a. Semua informasi dalam laporan keuangan telah dimuat secara lengkap dan benar; dan / *All information contained in financial statements has been disclosed in a complete and truthful manner; and*

   b. Laporan keuangan konsolidasian PT Sinar Mas Multiartha Tbk dan Entitas Anak tidak mengandung informasi atau fakta material yang tidak benar, dan tidak menghilangkan informasi atau fakta material; / *PT Sinar Mas Multiartha Tbk and Subsidiaries' consolidated financial statements do not contain any incorrect information or material facts, nor do they omit information or material facts;*

4. Kami bertanggung jawab atas sistem pengendalian internal dalam PT Sinar Mas Multiartha Tbk dan Entitas Anak. / *We are responsible for PT Sinar Mas Multiartha Tbk and Subsidiaries' internal control system.*

Demikian pernyataan ini dibuat dengan sebenarnya. / *This statement is made truthfully.*

Atas nama dan mewakili Direksi/*For and on behalf of the Board of Directors*
Jakarta, 29 Juni 2026/*June 29, 2026*

PT SINAR MAS MULTIARTHA TBK

METERAI TEMPEL 287DANX303932291

Burhanuddin Abdullah
Direktur Utama/*President Director*

Eric Buntoro
Wakil Direktur Utama/*Vice President Director*

MIRAWATI SENSI IDRIS

Registered Public Accountants
Branch Business License No. 327/KM.1/2023

Branch Office:
EightyEight@Kasablanka Office, 20th Floor Unit A
Jl. Casablanca, Kav. 88, Menteng Dalam, Tebet
Jakarta Selatan - 12870
INDONESIA

T +62-21-2283 6086
F +62-21-2283 6096

MOORE

Laporan Auditor Independen

No. 00601/3.0478/AU.1/10/1671-3/1/VI/2026

Pemegang Saham, Dewan Komisaris dan Direksi
PT Sinar Mas Multiartha Tbk

Opini

Kami telah mengaudit laporan keuangan konsolidasian PT Sinar Mas Multiartha Tbk dan Entitas Anak ("Grup"), yang terdiri dari laporan posisi keuangan konsolidasian pada tanggal 31 Desember 2025 serta laporan laba rugi dan penghasilan komprehensif lain konsolidasian, laporan perubahan ekuitas konsolidasian, dan laporan arus kas konsolidasian untuk tahun yang berakhir pada tanggal tersebut, serta catatan atas laporan keuangan konsolidasian, termasuk informasi kebijakan akuntansi yang material.

Menurut opini kami, kecuali untuk dampak hal yang dijelaskan dalam paragraf Basis untuk Opini Wajar dengan Pengecualian pada laporan kami, laporan keuangan konsolidasian terlampir menyajikan secara wajar, dalam semua hal yang material, posisi keuangan konsolidasian Grup tanggal 31 Desember 2025, serta kinerja keuangan konsolidasian dan arus kas konsolidasian untuk tahun yang berakhir pada tanggal tersebut sesuai dengan Standar Akuntansi Keuangan di Indonesia.

Basis untuk Opini Wajar dengan Pengecualian

Sebagaimana diungkapkan dalam Catatan 2 atas Laporan Keuangan Konsolidasian, Grup menerapkan PSAK No. 117 "Kontrak Asuransi" efektif 1 Januari 2025. Namun, sampai dengan tanggal laporan ini, manajemen masih belum menyelesaikan persyaratan pengungkapan dari standar tersebut.

Kami melaksanakan audit kami berdasarkan Standar Audit yang ditetapkan oleh Institut Akuntan Publik Indonesia. Tanggung jawab kami menurut standar tersebut diuraikan lebih lanjut dalam paragraf Tanggung Jawab Auditor terhadap Audit atas Laporan Keuangan Konsolidasian pada laporan kami. Kami independen terhadap Grup berdasarkan ketentuan etika yang relevan dalam audit kami atas laporan keuangan konsolidasian di Indonesia, dan kami telah memenuhi tanggung jawab etika lainnya berdasarkan ketentuan tersebut. Kami yakin bahwa bukti audit yang telah kami peroleh adalah cukup dan tepat untuk menyediakan suatu basis bagi opini wajar dengan pengecualian kami.

Independent Auditors' Report

No. 00601/3.0478/AU.1/10/1671-3/1/VI/2026

The Shareholders, Boards of Commissioners and Directors
PT Sinar Mas Multiartha Tbk

Opinion

We have audited the consolidated financial statements of PT Sinar Mas Multiartha Tbk and its Subsidiaries (the "Group"), which comprise the consolidated statement of financial position as at December 31, 2025, and the consolidated statement of profit or loss and other comprehensive income, consolidated statement of changes in equity, and consolidated statement of cash flows for the year then ended, and notes to the consolidated financial statements, including material accounting policy information.

In our opinion, except for the effects of the matter described in the Basis for Qualified Opinion paragraph of our report, the accompanying consolidated financial statements present fairly, in all material respects, the consolidated financial position of the Group as at December 31, 2025, and its consolidated financial performance and its consolidated cash flows for the year then ended in accordance with Indonesian Financial Accounting Standards.

Basis for Qualified Opinion

As disclosed in Note 2 to the Consolidated Financial Statements, the Group adopted SFAS No. 117 "Insurance Contracts" effective January 1, 2025. However, until the date of this report, management has not completed the disclosure requirements of the standard.

We conducted our audit in accordance with Standards on Auditing established by the Indonesian Institute of Certified Public Accountants. Our responsibilities under those standards are further described in the Auditors' Responsibilities for the Audit of the Consolidated Financial Statements paragraph of our report. We are independent of the Group in accordance with the ethical requirements that are relevant to our audit of the consolidated financial statements in Indonesia, and we have fulfilled our other ethical responsibilities in accordance with these requirements. We believe that the audit evidence we have obtained is sufficient and appropriate to provide a basis for our qualified opinion.

Hal Audit Utama

Hal audit utama adalah hal-hal yang, menurut pertimbangan profesional kami, merupakan hal yang paling signifikan dalam audit kami atas laporan keuangan konsolidasian. Hal-hal tersebut disampaikan dalam konteks audit kami atas laporan keuangan konsolidasian secara keseluruhan, dan dalam merumuskan opini kami atas laporan keuangan konsolidasian terkait, kami tidak menyatakan suatu opini terpisah atas hal audit utama tersebut.

Hal-hal audit utama yang teridentifikasi dalam audit kami sebagai berikut:

Cadangan Kerugian Penurunan Nilai atas Kredit yang Diberikan dan Piutang/Pembiayaan Syariah

Seperti yang dijelaskan dalam Catatan 2 - Informasi Kebijakan Akuntansi Material, Catatan 3 - Penggunaan Estimasi, Pertimbangan, dan Asumsi Manajemen, Catatan 11 - Kredit yang Diberikan, dan Catatan 50 - Tujuan dan Kebijakan Manajemen Risiko Keuangan, atas laporan keuangan konsolidasian, penentuan cadangan kerugian penurunan nilai membutuhkan pertimbangan manajemen yang subjektif dan melibatkan penggunaan estimasi dengan tingkat ketidakpastian yang tinggi. Cadangan kerugian penurunan nilai atas kredit konvensional yang diberikan ditentukan oleh Grup berdasarkan kerangka Kerugian Kredit Ekspektasian ("KKE") sesuai dengan Pernyataan Standar Akuntansi Keuangan (PSAK) No. 109, "Instrumen Keuangan" ("PSAK 109"). Cadangan kerugian penurunan nilai atas piutang/pembiayaan syariah dibentuk atas piutang murabahah dan piutang non-murabahah. Cadangan kerugian penurunan nilai atas piutang murabahah ditentukan berdasarkan PSAK 405 - Akuntansi Murabahah ("PSAK 405") dan cadangan kerugian penurunan nilai atas piutang non-murabahah ditentukan berdasarkan PSAK yang berlaku.

Pada tanggal 31 Desember 2025, cadangan kerugian penurunan nilai atas kredit yang diberikan Grup adalah sebesar Rp753.940 juta.

Kami fokus pada area ini karena penentuan cadangan kerugian penurunan nilai membutuhkan pertimbangan manajemen yang subjektif dan melibatkan penggunaan estimasi dengan tingkat ketidakpastian yang tinggi. Nilai atas kredit yang diberikan dan piutang/pembiayaan syariah - bruto mewakili 15% dari total aset Grup dan besarnya nilai cadangan kerugian penurunan nilai yang dibentuk atas kredit yang diberikan dan piutang/ pembiayaan syariah tersebut nilainya signifikan terhadap laporan keuangan konsolidasian Grup.

Grup menghitung cadangan kerugian penurunan nilai untuk kredit yang diberikan baik yang tidak mengalami penurunan nilai dan yang mengalami penurunan nilai. Untuk kredit diberikan yang tidak mengalami penurunan nilai dan kredit diberikan yang mengalami penurunan nilai, yang secara individual tidak dianggap signifikan, Grup menghitung KKE secara kolektif menggunakan

Key Audit Matters

Key audit matters are those matters that, in our professional judgment, were of most significance in our audit of the consolidated financial statements of the current period. These matters were addressed in the context of our audit of the consolidated financial statements as a whole, and in forming our opinion thereon, and we do not provide a separate opinion on these matters.

The key audit matters identified in our audit are as follows:

Allowance for Impairment Losses on Loan and Receivable/Sharia Financing

As described in Note 2 - Material Accounting Policy Information, Note 3 - Management Use of Estimates, Judgments and Assumptions, Note 11 - Loans and Note 50 - Financial Risk Management Objectives and Policies, to the consolidated financial statements, determining allowance for impairment losses involves subjective management judgment and is subject to a high degree of estimation uncertainty. The allowance for impairment losses on conventional loans is determined by the Group based on the Expected Credit Losses ("ECL") framework under Statements of Financial Accounting Standards (SFAS) No. 109, "Financial Instruments" ("SFAS 109"). The allowance for impairment losses on receivable/sharia financing is provided on *murabahah* and *non-murabahah* receivables. The allowance for impairment losses on *murabahah* receivables is determined based on SFAS 405 -Accounting of *Murabahah* ("SFAS 405") and allowance for impairment losses on non-murabahah receivables is determined based on the applicable SFAS.

As at December 31, 2025, the allowance for impairment losses on loans of the Group amounted to Rp753,940 million.

We focused on this area because allowance for impairment losses involves subjective management judgment and is subject to a high degree of estimation uncertainty. The value of the loans and receivables/sharia financing - gross represents 15% of the Group's total assets and the respective allowance for impairment losses provided against the loan and sharia receivables/financing is significant in value to the Group's consolidated financial statements.

The Group calculated the allowance for impairment losses for both non-credit-impaired and credit-impaired loans. For non-credit-impaired loans and for credit-impaired loans which are not considered individually significant, the Group assesses collective ECL using the risk parameter modelling approach that incorporates key parameters, including Probability of Default ("PD"), Loss Given Default

model parameter risiko yang menggunakan beberapa parameter utama, antara lain, *Probability of Default* ("PD"), *Loss Given Default* ("LGD"), *Exposure at Default* ("EAD") dan tingkat diskonto, setelah memperhitungkan informasi perkiraan masa depan dan data eksternal lainnya. Grup menghitung cadangan kerugian penurunan nilai atas piutang pembiayaan syariah secara kolektif menggunakan model parameter risiko dengan menggunakan parameter utama yaitu PD, LGD dan *Days Past Due* ("DPD"). Untuk piutang murabahah, parameter utama yang digunakan adalah PD dan LGD, sedangkan untuk piutang *non-murabahah*, parameter utama yang digunakan adalah DPD. Untuk kredit yang diberikan dan piutang/pembiayaan syariah yang mengalami penurunan nilai, yang secara individual dianggap signifikan, Grup menghitung cadangan kerugian penurunan nilai secara individual dengan mengestimasi arus kas ekspektasian yang diperoleh dari kredit yang diberikan dan piutang/pembiayaan syariah.

("LGD"), Exposure at Default ("EAD") and discount rate, after considering forward-looking information and other external information. The Group assesses the allowance for impairment losses on sharia financing receivables collectively using the risk parameter modelling approach that incorporates key parameters, including PD, LGD and Days Past Due ("DPD"). For *murabahah* receivables, the key parameters used are PD and LGD, while for non-murabahah receivables, the key parameter used is DPD. For credit-impaired loan and receivables/sharia financing, which are considered individually significant, the Group assesses the allowance for impairment losses on an individual basis by estimating the expected cash flows that will be obtained from the loan and receivables/sharia financing.

Pertimbangan-pertimbangan signifikan yang digunakan dalam menentukan cadangan kerugian penurunan nilai atas kredit yang diberikan dan piutang/pembiayaan syariah meliputi:

- Mengembangkan model penilaian kolektif yang tepat untuk menghitung cadangan kerugian penurunan nilai. Model yang dikembangkan secara kompleks dan melibatkan pertimbangan manajemen dalam menyusun model tersebut;
- Mengidentifikasi akun yang telah mengalami peningkatan risiko kredit secara signifikan untuk kredit konvensional dan penurunan nilai pada piutang/pembiayaan syariah; dan
- Asumsi-asumsi yang digunakan dalam model cadangan kerugian penurunan nilai termasuk proyeksi arus kas masa depan yang diharapkan, perkiraan faktor ekonomi makro masa depan dan beberapa skenario probabilitas tertimbang.

The significant judgments involved in determining the allowance for impairment losses on loans and receivables/sharia financing include the following:

- Developing an appropriate collective assessment models to calculate allowance for impairment losses. The model developed is complex and involves management's consideration in developing the model;
- Identification of accounts that have experienced a significant increase in credit risk on conventional loans and experienced impairment for sharia financing receivables; and
- Assumptions used in the allowance for impairment losses model include cash flow projections, forecasts of future macroeconomic factors and several weighted probability scenarios.

Kami telah melakukan prosedur berikut untuk merespons hal audit utama ini:

- Kami menguji desain dan efektivitas pengoperasian pengendalian utama di seluruh proses siklus pinjaman, dibantu oleh spesialis teknologi informasi kami, dan menilai metodologi pengukuran penurunan nilai, validasi model penyisihan kerugian penurunan nilai, input, dasar dan asumsi yang digunakan oleh Grup dalam menghitung penyisihan kerugian penurunan nilai.
- Kami menilai estimasi arus kas masa depan pada sampel pinjaman yang dinilai secara individual dengan membandingkan asumsi yang dibuat dengan informasi yang diperoleh dari sumber internal dan eksternal dan menilai keandalan informasi yang digunakan dalam estimasi, berdasarkan informasi pasar yang tersedia atau penilaian yang disiapkan oleh penilai independen.
- Kami melibatkan profesional di bidang risiko kredit dan teknologi informasi dengan keterampilan khusus, pengetahuan industri, dan pengalaman relevan yang membantu dalam mengevaluasi metodologi dan penilaian utama yang digunakan dalam menentukan parameter PD dan LGD, mengevaluasi bagaimana faktor-faktor *forward-looking* digabungkan dalam model ECL kolektif dan menghitung ulang penilaian penurunan nilai secara kolektif berdasarkan sampel.

We have performed the following procedures to address this key audit matter:

- We tested the design and operating effectiveness of key controls across the loan cycle processes, as assisted by our information technology specialist, and assessed the impairment measurement methodologies, validation of allowance for impairment losses models, inputs, basis and assumptions used by the Group in calculating the allowance for impairment losses.
- We assessed the estimates of future cash flows on a sample of individually assessed loans by comparing assumptions made with information obtained from internal and external sources and assessing the reliability of information used in the estimates, based on available market information or valuation prepared by independent valuer.
- We involved credit risk and information technology professionals with specialized skills, industry knowledge and relevant experience who assisted in evaluating the methodology and key judgments used in determining the PD and LGD parameters, evaluating how forward-looking factors was incorporated in the collective ECL model and recalculating the collective impairment assessment on a sample basis.

- Kami melakukan prosedur loan review, berdasarkan sampel minimal 70% dari total pinjaman dan menyertakan setidaknya 25 debitur terbesar dalam portofolio, untuk mengevaluasi apakah kualitas kredit telah dinilai dengan baik oleh Grup.
- Kami menguji perhitungan untuk eksposur yang dinilai secara individual dengan reviu teratur atas risiko kredit.
- Kami memeriksa keakurasian matematis dari perhitungan jumlah cadangan kerugian penurunan nilai, dengan melakukan perhitungan ulang atas seluruh portofolio yang penurunan nilainya dinilai secara kolektif berdasarkan sampel dan perhitungan ulang atas penurunan nilai yang dinilai secara individual berdasarkan sampel.

- We performed loan review procedures, on a sample basis of minimum 70% of the total loans and include at least the top 25 of the biggest debtors in the portfolio, to evaluate whether the credit rating has been properly assessed by the Group.
- We tested the calculations for exposures assessed on an individual basis with timely review of credit risk.
- We checked the mathematical accuracy of the calculation of the amount of allowance for impairment losses, by recalculating the entire portfolio whose impairment is assessed collectively based on the sample and recalculating impairment which is assessed individually based on the sample.

Cadangan kerugian penurunan nilai atas piutang pembiayaan modal kerja skema anjak piutang, piutang sewa pembiayaan dan piutang pembiayaan multiguna

Seperti yang dijelaskan dalam Catatan 2 – Informasi Kebijakan Akuntansi Material, Catatan 3 - Penggunaan Estimasi, Pertimbangan dan Asumsi Manajemen, Catatan 7 - Piutang Pembiayaan Multiguna, Catatan 8 - Piutang Sewa Pembiayaan dan Catatan 9 - Piutang Pembiayaan Modal Kerja Skema Anjak Piutang, pada laporan keuangan konsolidasian.

Pada tanggal 31 Desember 2025, jumlah cadangan kerugian penurunan nilai atas piutang pembiayaan modal kerja skema anjak piutang, piutang sewa pembiayaan dan piutang pembiayaan multiguna Grup masing-masing sebesar Rp78.496 juta, Rp5.689 juta dan Rp48.889 juta. Cadangan kerugian penurunan nilai atas piutang pembiayaan modal kerja skema anjak piutang, piutang sewa pembiayaan dan piutang pembiayaan multiguna yang diukur pada biaya perolehan diamortisasi ditentukan oleh Grup berdasarkan KKE sesuai dengan PSAK 109.

Kami fokus pada area ini karena cadangan KKE terkait yang dibentuk membutuhkan pertimbangan signifikan manajemen dan melibatkan penggunaan estimasi dengan tingkat ketidakpastian yang tinggi dalam menerapkan ketentuan akuntansi untuk pengukuran KKE seperti:

- Pengembangan model penilaian kolektif yang tepat untuk menghitung KKE. Model yang dikembangkan kompleks dan melibatkan pertimbangan manajemen dalam pengembangan model tersebut;
- Pengidentifikasian pembiayaan yang telah mengalami peningkatan risiko kredit secara signifikan; dan
- Asumsi-asumsi yang digunakan dalam model KKE termasuk proyeksi arus kas, perkiraan faktor ekonomi makro masa depan dan beberapa skenario probabilitas tertimbang.

Allowance for impairment losses of working capital financing with factoring scheme receivables, finance lease receivables and multipurpose financing receivables

As described in Note 2 - Material Accounting Policy Information, Note 3 - Management Use of Estimates, Judgment and Assumptions, Note 7 - Multipurpose Financing Receivables, Note 8 - Finance Lease Receivables and Note 9 - Working Capital Financing with Factoring Scheme Receivables, to the consolidated financial statements.

As at December 31, 2025, the amount of allowance for impairment losses on working capital financing with factoring scheme receivables, finance lease receivables and multipurpose financing receivables amounted to Rp78,496 million, Rp5,689 million and Rp48,889 million, respectively. Allowance for impairment losses on working capital financing with factoring scheme receivables, finance lease receivables and multipurpose financing receivables measured at amortized cost is determined by the Group based on ECL in accordance with SFAS 109.

We focused on this area because the related ECL allowance that are established requires the use of significant management judgment and involve the use of estimates with a high degree of uncertainty in applying accounting requirements for ECL measurement such as:

- Development of an appropriate collective assessment models to calculate ECL. The model developed is complex and involves management's consideration in developing the model;
- Identification of financings that have experienced a significant increase in credit risk; and
- Assumptions used in the ECL model which include cash flow projections, forecasts of future macroeconomic factors and several weighted probability scenarios.

Kami telah melakukan prosedur berikut untuk merespons hal audit utama ini:

- Kami mengevaluasi efektivitas kontrol atas proses identifikasi piutang pembiayaan modal kerja skema anjak piutang, piutang sewa pembiayaan dan piutang pembiayaan multiguna yang mengalami peningkatan risiko kredit secara signifikan, proses identifikasi penurunan nilai, dan proses perkiraan arus kas masa depan untuk menentukan jumlah KKE. Kami menguji sampel atas piutang pembiayaan modal kerja skema anjak piutang, piutang sewa pembiayaan dan piutang pembiayaan multiguna yang diidentifikasi oleh Grup memiliki kualitas kredit rendah dan direstrukturisasi dan membuat penilaian independen kami apakah terdapat peningkatan risiko kredit secara signifikan atau terdapat bukti objektif penurunan nilai.

- Kami menguji perhitungan untuk eksposur yang dinilai secara individual atas risiko kredit yang dievaluasi secara teratur.
- Kami menilai dan menguji asumsi permodelan yang digunakan dalam model KKE, termasuk penentuan PD, LGD dan EAD, yang diterapkan terhadap persyaratan PSAK 109. Kami juga menilai kecukupan asumsi prakiraan masa depan.

- Kami memeriksa keakuratan matematis atas perhitungan jumlah KKE, dengan melakukan perhitungan ulang atas keseluruhan portofolio yang penurunan nilainya dinilai secara kolektif dan perhitungan ulang atas penurunan nilainya yang dinilai secara individual berdasarkan sampel.

Penilaian atas Liabilitas Kontrak Asuransi dan Dampak Penerapan Pertama Kali PSAK No. 117 "Kontrak Asuransi"

Merujuk ke Catatan 2 - Ikhtisar Material Akuntansi dan Pelaporan Keuangan Penting, Catatan 3 - Penggunaan Estimasi, Pertimbangan dan Asumsi Manajemen, Catatan 10 - Kontrak Asuransi dan Reasuransi serta Catatan 56 - Penyajian Kembali Laporan Keuangan Konsolidasian, pada laporan keuangan konsolidasian.

Pada tanggal 1 Januari 2025, Grup menerapkan PSAK No. 117 "Kontrak Asuransi", yang menggantikan standar sebelumnya, yaitu PSAK No. 104. Standar ini memperkenalkan kerangka baru dalam pengakuan, pengukuran, penyajian dan pengungkapan atas kontrak asuransi dalam laporan keuangan konsolidasian. Penerapan awal ini mengakibatkan penyesuaian kumulatif sebesar Rp1.583.108 pada saldo awal ekuitas Grup pada tanggal transisi 1 Januari 2024.

Dalam proses penerapan awal standar ini, manajemen menggunakan pertimbangan yang signifikan dalam menentukan metode transisi yang tepat, termasuk pemilihan pendekatan retrospektif yang dimodifikasi.

We have performed the following procedures to address this key audit matter:

- We evaluated the effectiveness of the controls over the process of identification of working capital financing with factoring scheme receivables, finance lease receivables and multipurpose financing receivables that have experienced significant increase in credit risk, process of identification of loss event and the process of forecasting future cash flows to determine the ECL amount. We examined working capital financing with factoring scheme receivables, finance lease receivables and multipurpose financing receivables, on sampling basis, identified by the Group as having low credit quality and are restructured and made our independent assessment as to whether there is a significant increase in credit risk or there is an objective evidence of impairment.
- We tested the calculations for exposures assessed on an individual basis with regular review of credit risk.

- We assessed and tested the modeling assumptions used in the ECL model, including the determination of the PD, LGD and EAD, which are applied to the requirements of SFAS 109. We also assessed the reasonableness of the assumptions used in future forecasts.
- We checked the mathematical accuracy of the calculation of the amount of ECL, by recalculating the entire portfolio whose impairment is assessed collectively and recalculating the impairment which is assessed individually, on sampling basis.

Valuation of Insurance Contract Liabilities and Impact of the First Time Application of SFAS No. 117 "Insurance Contract"

As described in Note 2 - Summary of Material Accounting and Financial Reporting Policies, Note 3 - Management Use of Estimates, Judgments And Assumptions, Note 10 - Insurance and Reinsurance Contract and Note 56 - Restatement of Consolidated Financial Statements, to the consolidated financial statements.

On January 1, 2025, the Group adopted SFAS No. 117 "Insurance Contract", which replaces the previous standard, namely SFAS No. 104. This standard introduces a new framework for the recognition, measurement, presentation and disclosure of insurance contracts in consolidated financial statements. The initial adoption resulted in a cumulative adjustments amounting to Rp1,583,108, which has been recognized in the Group as of the transition date of January 1, 2024.

In the process of initially implementing this standard, management used significant judgement in determining the appropriate transition method, including selecting a modified retrospective approach.

Pada tanggal 31 Desember 2025 jumlah aset kontrak asuransi dan liabilitas kontrak asuransi masing-masing sebesar Rp1.089.221 juta dan Rp25.873.249. Penentuan liabilitas kontrak ini melibatkan pertimbangan yang signifikan atas ketidakpastian hasil masa depan terkait dengan pembayaran kerugian dan perubahan eksposur risiko bisnis, termasuk penyelesaian akhir atas keseluruhan liabilitas pemegang polis jangka panjang. Grup menggunakan model penilaian untuk mendukung perhitungan liabilitas kontrak asuransi yang kompleks dan dapat menyebabkan kesalahan sebagai akibat dari data yang tidak memadai atau tidak lengkap dan ketidaktepatan metode dan asumsi maupun desain atau penerapan model.

Arus kas pemenuhan, yang mencakup semua arus kas masuk dan arus kas keluar yang langsung terkait dengan kontrak, ditentukan menggunakan asumsi pada tanggal penilaian yang mengandung ketidakpastian yang signifikan dalam estimasi arus kas yang diharapkan.

Margin jasa kontraktual mewakili keuntungan yang belum diterima yang akan diakui Grup seiring dengan pemberian jasa kontrak asuransi di masa depan. Sejumlah marjin jasa kontraktual untuk suatu kelompok kontrak asuransi diakui dalam laba rugi konsolidasian sebagai pendapatan asuransi pada setiap periode untuk mencerminkan jasa kontrak asuransi yang diberikan berdasarkan kelompok kontrak asuransi tersebut pada periode bersangkutan.

Kami menganggap ini sebagai hal audit utama karena ketidakpastian estimasi yang signifikan terkait dengan penentuan liabilitas kontrak asuransi ini.

Bagaimana audit kami merespons Hal Audit Utama

Kami memahami dan mengevaluasi penilaian liabilitas kontrak asuransi, di mana kami melibatkan pakar aktuaria kami dan melakukan pengujian substantif. Kami telah melakukan prosedur berikut untuk merespon hal audit utama ini:

- Kami memeroleh pemahaman pengendalian internal yang relevan dengan audit dalam rangka merancang prosedur audit yang sesuai dengan keadaan, namun tidak untuk tujuan menyampaikan pendapat tentang efektivitas pengendalian internal Grup. Kami juga menilai pendekatan transisi serta metodologi pengukuran yang dipilih oleh manajemen dengan menguji kelayakan kontrak Asuransi yang diukur berdasarkan pendekatan retrospektif yang dimodifikasi pada tanggal transisi, serta menguji kelayakan kontrak asuransi yang diukur menggunakan model pengukuran umum (*general measurement model*), pendekatan alokasi premi (*premium allocation approach*) dan pendekatan imbal jasa variabel (variable fee approach);
- Kami mengevaluasi kompetensi, kapabilitas dan objektivitas tenaga ahli aktuaria manajemen;
- Kami menguji, berdasarkan uji petik, akurasi data kontrak asuransi dengan memeriksa data ke dokumen pendukung seperti polis, dokumen klaim dan arus kas aktual;

As at December 31, 2025, the amount of insurance contract assets and insurance contract liability amounted to Rp1,089,221 million and Rp25,873,249 million, respectively. The determination of these contract liabilities involves significant judgment over uncertain future outcomes related to loss payments and changing risk exposure of the businesses, including full settlement of policyholder liabilities. The Group uses valuation models to support the calculations of the insurance contract liabilities which are complex and may give rise to errors as a result of inadequate or incomplete data, inappropriate methods and assumptions, or the design or application of the models.

Fullfilment cash flows, which include all cash inflows and cash outflows directly attributable to the contract, are determined using assumptions as at the valuation date, which are subject to significant uncertainty in the estimation of expected cash flows.

Contractual service margin represents the unearned profit that the Group will recognize it as it provides insurance contract services in the future. The amortization of the contractual service margin for a group of contracts is recognized as insurance service revenue in the consolidated statements of profit or loss, based on the number of coverage units provided during the period.

We considered this as a key audit matter due to significance of both the amounts and estimation uncertainty associated with determination of these insurance contract liabilities.

How our audit addressed the Key Audit Matter

We understood and evaluated the valuation of insurance contract liabilities, in which we involved our actuarial expert and performed substantive testing. We have performed the following audit procedures to address this Key Audit Matter.

- Obtained an understanding of internal control relevant to the audit in order to design audit procedures that are appropriate in the circumstances, but not for the purpose of expressing an opinion on the effectiveness of the Group's internal control. We also assessed the transition approach and measurement methodology selected by management by testing the eligibility of insurance contract measured at modified retrospective approach at the transition date, as well as the eligibility of insurance contracts measured using the general measurement model, premium allocation approach and variable fee approach;
- We evaluated the competence, capabilities and objectivity of the management's actuarial expert;
- On a sample basis, we tested the accuracy of insurance contract data by tracing the data to relevant supporting documents such as policies, claim documents and actual cash flows;

- Kami menguji kelengkapan data yang digunakan dalam perhitungan liabilitas kontrak asuransi dengan melakukan rekonsiliasi antara data *polis in force* dan data yang diolah oleh tenaga ahli aktuaria manajemen menggunakan bantuan spesialis teknologi informasi kami;
- Kami menilai, berdasarkan uji petik, asumsi utama yang digunakan oleh manajemen dan membandingkannya dengan pengalaman historis Perusahaan serta data pasar yang dapat diobservasi. Pengujian ini dilakukan dengan melibatkan ahli aktuaria kami;
- Kami menilai kesesuaian metodologi yang digunakan dalam penilaian liabilitas kontrak asuransi dan, berdasarkan uji petik, menguji ketepatan perhitungan yang terkait dengan arus kas pemenuhan, margin jasa kontraktual, beserta penerapannya dalam model aktuaria, dengan meliatkan ahli aktuaria kami;
- Kami menilai, berdasarkan uji petik, kesesuaian penentuan periode pertanggungan dan pola pemberian manfaat Asuransi yang digunakan oleh manajemen dalam pengukuran labilitas kontrak asuransi, dengan melibatkan ahli aktuaria kami;
- Kami menguji analisis pergerakan liabilitas kontrak asuransi tahun berjalan dengan menilai apakah pergerakan tersebut konsisten dengan asumsi yang digunakan oleh manajemen, dengan melibatkan ahli aktuaria kami;

Informasi Lain

Manajemen bertanggung jawab atas informasi lain. Informasi lain terdiri dari informasi yang tercantum dalam Laporan Tahunan pada tanggal 31 Desember 2025 dan untuk tahun yang berakhir pada tanggal tersebut, tetapi tidak mencantumkan laporan keuangan konsolidasian dan laporan auditor kami. Laporan Tahunan diharapkan akan tersedia bagi kami setelah tanggal laporan auditor ini.

Opini kami atas laporan keuangan konsolidasian tidak mencakup informasi lain, dan oleh karena itu, kami tidak menyatakan bentuk keyakinan apapun atas informasi lain tersebut.

Sehubungan dengan audit kami atas laporan keuangan konsolidasian, tanggung jawab kami adalah untuk membaca informasi lain yang teridentifikasi di atas, jika tersedia dan, dalam melaksanakannya, mempertimbangkan apakah informasi lain mengandung ketidakkonsistensian material dengan laporan keuangan konsolidasian atau pemahaman yang kami peroleh selama audit, atau mengandung kesalahan penyajian material.

- We tested the completeness of the data used in calculating insurance contract liabilities by performing a reconciliation between in-force policy data and data processed by management's actuarial expert with assistance from our information technology specialist;
- We assessed, on a sample basis, the key assumptions used by management and compared them with the Company's historical experience and observable market data. This testing was performed with the involvement of our actuarial specialist;
- We assessed the appropriateness of the methodologies used in the valuation of insurance contract liabilities and, on a sample basis, tested the accuracy of calculations related to fulfillment cash flows, contractual service margin, along with their application in the actuarial model, by involving our actuarial specialist;
- We assessed, on a sample basis, the appropriateness of the coverage period and pattern of insurance services determined by management in measuring insurance contract liabilities, with the involvement of our actuarial specialist;
- We tested the analysis of movement of insurance contract liabilities during the year by assessing whether those movements were consistent with the management's assumptions, with the involvement of our actuarial specialist;

Other Information

Management is responsible for the other information. The other information comprises the information included in the Annual Report as at December 31, 2025 and for the year then ended, but does not include the consolidated financial statements and our auditors' report thereon. The Annual Report is expected to be made available to us after the date of this auditors' report.

Our opinion on the consolidated financial statements does not cover the other information, and accordingly, we do not express any form of assurance conclusion thereon.

In connection with our audit of the consolidated financial statements, our responsibility is to read the other information identified above when it becomes available and, in doing so, consider whether the other information is materially inconsistent with the consolidated financial statements or our knowledge obtained in the audit, or otherwise appears to be materially misstated.

Ketika kami membaca Laporan Tahunan, jika kami menyimpulkan bahwa terdapat suatu kesalahan penyajian material di dalamnya, kami diharuskan untuk mengomunikasikan hal tersebut kepada pihak yang bertanggung jawab atas tata kelola dan mengambil tindakan tepat berdasarkan Standar Audit yang ditetapkan oleh Institut Akuntan Publik Indonesia.

When we read the Annual Report, if we conclude that there is a material misstatement therein, we are required to communicate the matter to those charged with governance and take appropriate actions in accordance with Standards on Auditing established by the Indonesian Institute of Certified Public Accountants.

Tanggung Jawab Manajemen dan Pihak yang Bertanggung Jawab atas Tata kelola Grup Terhadap Laporan Keuangan Konsolidasian

Manajemen bertanggung jawab atas penyusunan dan penyajian wajar laporan keuangan konsolidasian tersebut sesuai dengan Standar Akuntansi Keuangan di Indonesia, dan atas pengendalian internal yang dianggap perlu oleh manajemen untuk memungkinkan penyusunan laporan keuangan konsolidasian yang bebas dari kesalahan penyajian material, baik yang disebabkan oleh kecurangan maupun kesalahan.

Responsibilities of Management and Those Charged with Governance for the Consolidated Financial Statements

Management is responsible for the preparation and fair presentation of the consolidated financial statements in accordance with Indonesian Financial Accounting Standards, and for such internal control as management determines is necessary to enable the preparation of the consolidated financial statements that are free from material misstatement, whether due to fraud or error.

Dalam penyusunan laporan keuangan konsolidasian, manajemen bertanggung jawab untuk menilai kemampuan Grup dalam mempertahankan kelangsungan usahanya, mengungkapkan, sesuai dengan kondisinya, hal-hal yang berkaitan dengan kelangsungan usaha, dan menggunakan basis akuntansi kelangsungan usaha, kecuali manajemen memiliki intensi untuk melikuidasi Grup atau menghentikan operasi, atau tidak memiliki alternatif yang realistis selain melaksanakannya.

In preparing the consolidated financial statements, management is responsible for assessing the Group's ability to continue as a going concern, disclosing, as applicable, matters related to going concern and using the going concern basis of accounting unless management either intends to liquidate the Group or to cease operations, or has no realistic alternative but to do so.

Pihak yang bertanggung jawab atas tata kelola bertanggung jawab untuk mengawasi proses pelaporan keuangan Grup.

Those charged with governance are responsible for overseeing the Group's financial reporting process.

Tanggung Jawab Auditor terhadap Audit atas Laporan Keuangan Konsolidasian

Tujuan kami adalah untuk memeroleh keyakinan memadai tentang apakah laporan keuangan konsolidasian secara keseluruhan bebas dari kesalahan penyajian material, baik yang disebabkan oleh kecurangan maupun kesalahan, dan untuk menerbitkan laporan auditor yang mencakup opini kami. Keyakinan memadai merupakan suatu tingkat keyakinan tinggi, namun bukan merupakan suatu jaminan bahwa audit yang dilaksanakan berdasarkan Standar Audit akan selalu mendeteksi kesalahan penyajian material ketika hal tersebut ada. Kesalahan penyajian dapat disebabkan oleh kecurangan maupun kesalahan dan dianggap material jika, baik secara individual maupun secara agregat, dapat diekspektasikan secara wajar akan memengaruhi keputusan ekonomi yang diambil oleh pengguna berdasarkan laporan keuangan konsolidasian tersebut.

Auditors' Responsibilities for the Audit of the Consolidated Financial Statements

Our objectives are to obtain reasonable assurance about whether the consolidated financial statements as a whole are free from material misstatement, whether due to fraud or error, and to issue an auditors' report that includes our opinion. Reasonable assurance is a high level of assurance, but is not a guarantee that an audit conducted in accordance with Standards on Auditing will always detect a material misstatement when it exists. Misstatements can arise from fraud or error and are considered material if, individually or in the aggregate, they could reasonably be expected to influence the economic decisions of users taken on the basis of these consolidated financial statements.

Sebagai bagian dari suatu audit berdasarkan Standar Audit, kami menerapkan pertimbangan profesional dan mempertahankan skeptisisme profesional selama audit. Kami juga:

As part of an audit in accordance with Standards on Auditing, we exercise professional judgment and maintain professional skepticism throughout the audit. We also:

- Mengidentifikasi dan menilai risiko kesalahan penyajian material dalam laporan keuangan konsolidasian, baik yang disebabkan oleh kecurangan maupun kesalahan, mendesain dan melaksanakan prosedur audit yang responsif terhadap risiko tersebut, serta memperoleh bukti audit yang cukup dan tepat untuk menyediakan basis bagi opini kami. Risiko tidak terdeteksinya kesalahan penyajian material yang disebabkan oleh kecurangan lebih tinggi dari yang disebabkan oleh kesalahan, karena kecurangan dapat melibatkan kolusi, pemalsuan, penghilangan secara sengaja, pernyataan salah, atau pengabaian pengendalian internal.
- Memeroleh suatu pemahaman tentang pengendalian internal yang relevan dengan audit untuk mendesain prosedur audit yang tepat sesuai dengan kondisinya, tetapi bukan untuk tujuan menyatakan opini atas keefektivitasan pengendalian internal Grup.
- Mengevaluasi ketepatan kebijakan akuntansi yang digunakan serta kewajaran estimasi akuntansi dan pengungkapan terkait yang dibuat oleh manajemen.
- Menyimpulkan ketepatan penggunaan basis akuntansi kelangsungan usaha oleh manajemen dan, berdasarkan bukti audit yang diperoleh, apakah terdapat suatu ketidakpastian material yang terkait dengan peristiwa atau kondisi yang dapat menyebabkan keraguan signifikan atas kemampuan Grup untuk mempertahankan kelangsungan usahanya. Ketika kami menyimpulkan bahwa terdapat suatu ketidakpastian material, kami diharuskan untuk menarik perhatian dalam laporan auditor kami ke pengungkapan terkait dalam laporan keuangan konsolidasian atau, jika pengungkapan tersebut tidak memadai, harus menentukan apakah perlu untuk memodifikasi opini kami. Kesimpulan kami didasarkan pada bukti audit yang diperoleh hingga tanggal laporan auditor kami. Namun, peristiwa atau kondisi masa depan dapat menyebabkan Grup tidak dapat mempertahankan kelangsungan usaha.
- Mengevaluasi penyajian, struktur, dan isi laporan keuangan konsolidasian secara keseluruhan, termasuk pengungkapannya, dan apakah laporan keuangan konsolidasian mencerminkan transaksi dan peristiwa yang mendasarinya dengan suatu cara yang mencapai penyajian wajar.
- Memeroleh bukti audit yang cukup dan tepat terkait informasi keuangan entitas atau aktivitas bisnis dalam Grup untuk menyatakan opini atas laporan keuangan konsolidasian. Kami bertanggung jawab atas arahan, supervisi, dan pelaksanaan audit grup. Kami tetap bertanggung jawab sepenuhnya atas opini audit kami.

Kami mengomunikasikan kepada pihak yang bertanggung jawab atas tata kelola mengenai, antara lain, ruang lingkup dan saat yang direncakan atas audit, serta temuan audit signifikan, termasuk setiap defisiensi signifikan dalam pengendalian internal yang teridentifikasi oleh kami selama audit.

- Identify and assess the risks of material misstatement of the consolidated financial statements, whether due to fraud or error, design and perform audit procedures responsive to those risks, and obtain audit evidence that is sufficient and appropriate to provide a basis for our opinion. The risk of not detecting a material misstatement resulting from fraud is higher than for one resulting from error, as fraud may involve collusion, forgery, intentional omissions, misrepresentations, or the override of internal control.
- Obtain an understanding of internal control relevant to the audit in order to design audit procedures that are appropriate in the circumstances, but not for the purpose of expressing an opinion on the effectiveness of the Group's internal control.
- Evaluate the appropriateness of accounting policies used and the reasonableness of accounting estimates and related disclosures made by management.
- Conclude on the appropriateness of management's use of the going concern basis of accounting and, based on the audit evidence obtained, whether a material uncertainty exists related to events or conditions that may cast significant doubt on the Group's ability to continue as a going concern. If we conclude that a material uncertainty exists, we are required to draw attention in our auditors' report to the related disclosures in the consolidated financial statements or, if such disclosures are inadequate, to modify our opinion. Our conclusions are based on the audit evidence obtained up to the date of our auditors' report. However, future events or conditions may cause the Group to cease to continue as a going concern.
- Evaluate the overall presentation, structure and content of the consolidated financial statements, including the disclosures, and whether the consolidated financial statements represent the underlying transactions and events in a manner that achieves fair presentation.
- Obtain sufficient appropriate audit evidence regarding the financial information of the entities or business activities within the Group to express an opinion on the consolidated financial statements. We are responsible for the direction, supervision and performance of the group audit. We remain solely responsible for our audit opinion.

We communicate with those charged with governance regarding, among other matters, the planned scope and timing of the audit and significant audit findings, including any significant deficiencies in internal control that we identify during our audit.

Kami juga memberikan suatu pernyataan kepada pihak yang bertanggung jawab atas tata kelola bahwa kami telah mematuhi ketentuan etika yang relevan mengenai independensi, dan mengomunikasikan seluruh hubungan, serta hal-hal lain yang dianggap secara wajar berpengaruh terhadap independensi kami, dan, jika relevan, pengamanan terkait.

Dari hal-hal yang dikomunikasikan kepada pihak yang bertanggung jawab atas tata kelola, kami menentukan hal-hal tersebut yang paling signifikan dalam audit atas laporan keuangan konsolidasian periode kini dan oleh karenanya menjadi hal audit utama. Kami menguraikan hal audit utama dalam laporan auditor kami, kecuali peraturan perundang-undangan melarang pengungkapan publik tentang hal tersebut atau ketika, dalam kondisi yang sangat jarang terjadi, kami menentukan bahwa suatu hal tidak boleh dikomunikasikan dalam laporan kami karena konsekuensi merugikan dari mengomunikasikan hal tersebut akan diekspektasikan secara wajar melebihi manfaat kepentingan publik atas komunikasi tersebut.

We also provide those charged with governance with a statement that we have complied with relevant ethical requirements regarding independence, and to communicate with them all relationships and other matters that may reasonably be thought to bear on our independence, and where applicable, related safeguards.

From the matters communicated with those charged with governance, we determine those matters that were of most significance in the audit of the consolidated financial statements of the current period and are therefore the key audit matters. We describe these matters in our auditors' report unless law or regulation precludes public disclosure about the matter or when, in extremely rare circumstances, we determine that a matter should not be communicated in our report because the adverse consequences of doing so would reasonably be expected to outweigh the public interest benefits of such communication.

MIRAWATI SENSI IDRIS



00601

Denny Susanto
Izin Akuntan Publik No. AP. 1671/
Public Accountant License No. AP. 1671

29 Juni 2026/*June 29, 2026*

	Catatan/ *Notes*	31 Desember/ *December 31,* 2025	31 Desember/ *December 31,* 2024*)	1 Januari 2024/ 31 Desember 2023/ *January 1, 2024/ December 31,* 2023*)	
ASET					**ASSETS**
Kas dan bank - bersih	4	9.180.682	8.828.002	9.533.705	Cash and cash in banks - net
Investasi jangka pendek	5				Short-term investments
Pihak berelasi		4.244.414	5.181.316	24.097.445	Related parties
Pihak ketiga		74.194.826	65.653.252	38.997.564	Third parties
Cadangan kerugian penurunan nilai		(189.538)	(175.560)	(175.445)	Allowance for impairment losses
Jumlah - bersih		78.249.702	70.659.008	62.919.564	Total - net
Efek-efek yang dibeli dengan janji jual kembali	6	1.394.940	192.215	-	Securities purchased under agreements to resell
Piutang pembiayaan multiguna	7				Multipurpose financing receivables
Pihak berelasi		522	615	756	Related parties
Pihak ketiga		1.913.801	2.285.993	2.184.858	Third parties
Pendapatan yang belum diakui		(602.742)	(694.376)	(674.212)	Unearned income
Cadangan kerugian penurunan nilai		(48.889)	(54.876)	(75.376)	Allowance for impairment losses
Jumlah - bersih		1.262.692	1.537.356	1.436.026	Total - net
Piutang sewa pembiayaan	8				Finance lease receivables
Pihak berelasi		8.357	33.408	64.763	Related parties
Pihak ketiga		587.666	136.944	145.917	Third parties
Nilai residu yang terjamin		348.259	66.089	65.965	Guaranteed residual value
Penghasilan pembiayaan tangguhan		(182.385)	(26.321)	(21.358)	Unearned lease income
Simpanan jaminan		(348.259)	(66.089)	(65.965)	Security deposits
Cadangan kerugian penurunan nilai		(5.689)	(18.515)	(14.025)	Allowance for impairment losses
Jumlah - bersih		407.949	125.516	175.297	Total - net
Piutang pembiayaan modal kerja skema anjak piutang	9				Working capital financing with factoring scheme receivables
Pihak berelasi		-	18.954	14.554	Related parties
Pihak ketiga		1.242.884	1.635.229	2.669.235	Third parties
Cadangan kerugian penurunan nilai		(78.496)	(179.637)	(170.272)	Allowance for impairment losses
Jumlah - bersih		1.164.388	1.474.546	2.513.517	Total - net
Kredit yang diberikan	11				Premiums and reinsurance Loans
Pihak berelasi		110.156	104.202	96.104	Related parties
Pihak ketiga		11.500.817	14.069.451	16.680.619	Third parties
Jumlah		11.610.973	14.173.653	16.776.723	Total
Cadangan kerugian penurunan nilai		(753.940)	(1.554.963)	(1.690.430)	Allowance for impairment losses
Jumlah - bersih		10.857.033	12.618.690	15.086.293	Total - net

	Catatan/ *Notes*	31 Desember/ *December 31,* 2025	31 Desember/ *December 31,* 2024*)	1 Januari 2024/ 31 Desember 2023/ *January 1, 2024/ December 31,* 2023*)	
Tagihan akseptasi	12				Acceptance receivables
Pihak ketiga		161.253	38.144	79.864	Third parties
Cadangan kerugian penurunan nilai		(29)	(15)	(1.560)	Allowance for impairment losses
Jumlah - bersih		161.224	38.129	78.304	Total - net
Aset ijarah	13				Ijarah assets
Biaya perolehan		875.608	481.325	615.525	Cost
Akumulasi penyusutan		(202.045)	(129.800)	(181.623)	Accumulated depreciation
Nilai tercatat		673.563	351.525	433.902	Net book value
Piutang transaksi efek	14				Securities transaction receivables
Pihak ketiga		652.467	171.354	154.722	- Third parties
Piutang lain-lain	15				Other accounts receivable
Pihak berelasi		76.730	544.053	373.759	Related parties
Pihak ketiga		2.634.846	3.015.875	2.713.886	Third parties
Cadangan kerugian penurunan nilai		(17.137)	(550)	(414)	Allowance for impairment losses
Jumlah - bersih		2.694.439	3.559.378	3.087.231	Total - net
Aset kontrak asuransi		1.089.221	2.662.509	37.106	Insurance Contract Asset
Aset kontrak reasuransi		3.149.235	4.497.161	7.725.885	Reinsurance Contract Asset
Investasi dalam saham	16	2.987.099	3.503.395	3.357.804	Investment in shares of stock
Cadangan kerugian penurunan nilai		-	-	(8.000)	Allowance for impairment losses
Jumlah - bersih		2.987.099	3.503.395	3.349.804	Total - net
Properti investasi	17				Investment properties
Biaya perolehan		645.022	527.485	525.500	Cost
Akumulasi penyusutan		(206.119)	(121.615)	(111.831)	Accumulated depreciation
Nilai tercatat		438.903	405.870	413.669	Net carrying value
Aset tetap	18				Property and equipment
Biaya perolehan		6.381.014	6.288.459	5.931.905	Cost
Akumulasi penyusutan		(3.871.350)	(3.588.020)	(3.186.911)	Accumulated depreciation
Nilai tercatat		2.509.664	2.700.439	2.744.994	Net carrying value
Agunan yang diambil alih	19	338.094	348.751	362.473	Foreclosed assets
Cadangan kerugian penurunan nilai		(88.744)	(84.631)	(88.120)	Allowance for impairment losses
Jumlah - bersih		249.350	264.120	274.353	Total - net
Aset pajak tangguhan	42	251.073	465.698	375.773	Deferred tax assets
Aset lain-lain	20				Other assets
Pihak berelasi		397.838	717.019	1.351.102	Related parties
Pihak ketiga		2.619.785	4.348.637	4.353.952	Third parties
Jumlah		3.017.623	5.065.656	5.705.054	Total
JUMLAH ASET		**120.391.247**	**119.120.567**	**116.045.199**	**TOTAL ASSETS**

Lihat catatan atas laporan keuangan konsolidasian yang merupakan bagian yang tidak terpisahkan dari laporan keuangan konsolidasian.

See accompanying notes to the consolidated financial statements which are an integral part of the consolidated financial statements.

	Catatan/ *Notes*	31 Desember/ *December 31,* 2025	31 Desember/ *December 31,* 2024*)	1 Januari 2024/ 31 Desember 2023/ *January 1, 2024/ December 31,* 2023*)	
LIABILITAS DAN EKUITAS					**LIABILITIES AND EQUITY**
LIABILITAS					**LIABILITIES**
Simpanan dan simpanan dari bank lain	21				Deposits and deposits from other banks
Pihak berelasi		6.750.948	8.422.492	7.542.621	Related parties
Pihak ketiga		38.616.920	35.508.177	33.407.584	Third parties
Jumlah		45.367.868	43.930.669	40.950.205	Total
Efek-efek yang dijual dengan janji beli kembali pihak ketiga	22	-	879.455	1.051.717	Securities sold under agreements to repurchase - third parties
Liabilitas kontrak asuransi		25.873.249	29.009.457	29.928.252	Insurance contract liabilities
Liabilitas kontrak reasuransi		1.409.812	2.085.647	648.796	Reinsurance contract liabilities
Liabilitas kontrak penjaminan dan premi diterima dimuka	23	2.696.215	2.879.032	3.820.404	Guarantee contract liabilities and premiums received in advance
Liabilitas manfaat polis masa depan		337.362	697.499	3.045.628	Liability for future policy benefits
Premi belum merupakan pendapatan dan estimasi liabilitas klaim		230.182	-	-	Unearned premiums and estimated claims liability
Liabilitas akseptasi	12	161.553	38.160	79.880	Acceptance payables
Utang transaksi efek	24	502.248	89.688	86.341	Securities transaction payables
Utang pajak	25	106.898	203.229	120.322	Taxes payable
Beban akrual	26	411.526	306.114	332.020	Accrued expenses
Surat berharga yang diterbitkan	27	9.029.855	9.436.290	8.390.304	Securities issued
Pinjaman yang diterima	28	2.509.972	1.257.352	2.086.386	Loans received
Liabilitas pajak tangguhan	42	37.534	8.234	4.765	Deferred tax liabilities
Liabilitas imbalan kerja jangka panjang	44	239.210	164.850	148.681	Long-term employee Benefits Liability
Cadangan bagi hasil peserta		30.281	252.300	21.614	Reserve for profit sharing distribution to participants
Liabilitas lain-lain	29				Other Liabilities
Pihak berelasi		2.667.201	1.500	746.045	Related parties
Pihak ketiga		2.869.178	4.141.329	1.338.401	Third parties
Jumlah		5.536.379	4.142.829	2.084.446	Total
Jumlah Liabilitas		94.480.144	95.380.805	92.799.761	Total Liabilities

	Catatan/ *Notes*	31 Desember/ *December 31,* 2025	31 Desember/ *December 31,* 2024*)	1 Januari 2024/ 31 Desember 2023/ *January 1, 2024/ December 31,* 2023*)	
EKUITAS					**EQUITY**
Ekuitas yang Dapat Diatribusikan Kepada Pemilik Entitas Induk					Equity Attributable to Owners of the Parent Company
Modal saham - nilai nominal Rp5.000 (dalam Rupiah penuh) per saham Seri A dan Rp100 (dalam Rupiah penuh) per saham Seri B Modal dasar - 142.474.368 saham Seri A dan 21.371.155.200 saham Seri B Modal ditempatkan dan disetor - Seri A sebanyak 142.474.368 saham Seri B masing-masing sebanyak 6.225.190.349 saham	31	1.334.891	1.334.891	1.334.891	Capital stock - Rp5,000 (in full Rupiah amount) par value per Series A share and Rp100 (in full Rupiah amount) par value per Series B share Authorized - 142,474,368 Series A shares and 21,371,155,200 Series B shares Issued and paid-up - 142,474,368 Series A shares 6,225,190,349 Series B shares
Tambahan modal disetor - bersih	32	1.647.520	1.647.520	1.647.520	Additional paid-in capital - net
Komponen ekuitas lainnya	33	233.700	213.535	369.386	Other equity component
Saldo laba					Retained earnings
Ditentukan penggunaannya	34	791.607	791.607	791.607	Appropriated
Tidak ditentukan penggunaannya		19.519.774	17.529.824	16.553.162	Unappropriated
Jumlah		23.527.492	21.517.377	20.696.566	Total
Kepentingan nonpengendali	30	2.383.611	2.222.385	2.548.872	Non-controlling interests
Jumlah Ekuitas		25.911.103	23.739.762	23.245.438	Total Equity
JUMLAH LIABILITAS DAN EKUITAS		**120.391.247**	**119.120.567**	**116.045.199**	**TOTAL LIABILITIES AND EQUITY**

Lihat catatan atas laporan keuangan konsolidasian yang merupakan bagian yang tidak terpisahkan dari laporan keuangan konsolidasian.

See accompanying notes to the consolidated financial statements which are an integral part of the consolidated financial statements.

PT SINAR MAS MULTIARTHA TBK
DAN ENTITAS ANAK
Laporan Laba Rugi dan Penghasilan Komprehensif Lain Konsolidasian
Untuk Tahun-tahun Yang Berakhir
31 Desember 2025 dan 2024
(Angka-angka Disajikan dalam Jutaan Rupiah, kecuali dinyatakan lain)

PT SINAR MAS MULTIARTHA TBK
AND SUBSIDIARIES
Consolidated Statement of Profit or Loss and Other Comprehensive Income
For the Years Ended
December 31, 2025 and 2024
(Figures are Presented in Millions Rupiah, unless otherwise stated)

	2025	Catatan/ *Notes*	2024*)	
PENDAPATAN				**INCOME**
Pendapatan *underwriting* asuransi	5.040.933		55.462	Insurance underwriting income
Pendapatan Jasa Asuransi	19.724.083		21.265.626	Insurance service revenues
Pendapatan keuangan reasuransi	579.255		748.387	Reinsurance finance income
Pendapatan bunga dan bagi hasil	5.137.551	35	5.891.616	Interest and profit sharing income
Keuntungan penjualan investasi jangka pendek - bersih	713.493		413.410	Gain on sale of short-term investments - net
Pendapatan administrasi dan komisi	1.108.357		719.704	Administration fee and commissions
Penjualan	690.621	36	643.171	Sales
Pendapatan jasa penjaminan emisi dan perantara pedagang efek serta manager investasi	577.021		605.833	Income from underwriting services and securities brokers and investment managers
Keuntungan dari investasi pada unit reksa dana	775.620	6	505.639	Gain on investments in units of mutual funds
Keuntungan selisih kurs mata uang asing - bersih	320.886		163.937	Gain on foreign exchange - net
Ekuitas pada laba entitas asosiasi - bersih	157.459		101.742	Share in net income of the associates - net
Keuntungan atas kenaikan nilai wajar efek	1.746.386			Gains on increases in the fair value of securities
Pendapatan pinjam meminjam berbasis teknologi informasi	20.534		3.558	Income from lending and borrowing based on information technology
Pendapatan jasa biro administrasi efek	9.457		8.764	Income from securities administration fee
Jumlah Pendapatan	36.601.656		31.126.849	Total Income
BEBAN				**EXPENSES**
Beban *underwriting* asuransi	1.320.692		7.990	Insurance underwriting expenses
Beban jasa asuransi	20.736.834		15.618.627	General and administrative Insurance service expense
Beban dari kontrak reasuransi yang dimiliki	4.227.291		12.163.494	Reinsurance contract expenses
Beban keuangan asuransi	1.208.521		1.332.334	Insurance finance expense
Beban umum dan administrasi	1.958.435	38	2.224.494	expenses
Beban gaji dan tunjangan karyawan	1.962.403		1.763.344	Salaries and employee benefits
Beban bunga dan bagi hasil	2.231.984	39	2.229.786	Interest and profit sharing expenses
Beban kerugian penurunan nilai aset keuangan dan non-keuangan - bersih	-		508.907	Provision for impairment losses on financial and non-financial assets - net
Beban pokok penjualan	697.603		661.602	Costs of goods sold
Kerugian atas penurunan nilai wajar efek	-		217.208	Loss on decreases in fair value of securities
(Pendapatan) beban lain-lain	197.611	40	5.325.843	Other (income) expenses
Jumlah Beban	34.146.152		29.890.135	Total Expenses
LABA SEBELUM PAJAK	**2.455.504**		**1.236.714**	**PROFIT BEFORE TAX**

Lihat catatan atas laporan keuangan konsolidasian yang merupakan bagian yang tidak terpisahkan dari laporan keuangan konsolidasian.

See accompanying notes to the consolidated financial statements which are an integral part of the consolidated financial statements.

	2025	Catatan/ *Notes*	2024*)	
BEBAN (MANFAAT) PAJAK		43		**TAX EXPENSE (BENEFIT)**
Kini	129.796		236.992	Current tax
Tangguhan	221.724		(14.639)	Deferred tax
Jumlah	351.520		222.353	Total
LABA TAHUN BERJALAN	**2.103.984**		**1.014.361**	**PROFIT FOR THE YEAR**
PENGHASILAN (RUGI) KOMPREHENSIF LAIN				**OTHER COMPREHENSIVE INCOME (LOSS)**
Pos yang tidak akan direklasifikasi ke laba rugi				Items that will not be reclassified to profit or loss
Pengukuran kembali liabilitas imbalan pasti	(91.538)	41	24.083	Remeasurement of defined benefit liability
Pajak sehubungan dengan pos yang tidak akan direklasifikasi	15.708	42	(5.298)	Tax relating to item that will not be reclassified
	(71.400)		18.785	
Laba (rugi) yang belum direalisasi atas perubahan nilai wajar efek	(21.012)	5,33	(264.330)	Unrealized gain (loss) on changes in fair value of
Pos yang akan direklasifikasi ke laba rugi				Items that will be reclassified to profit or loss
Ekuitas pada penyesuaian penjabaran dari entitas anak	18.096	33	9.478	Translation adjustment of a subsidiary
JUMLAH PENGHASILAN (RUGI) KOMPREHENSIF SETELAH PAJAK	**(74.316)**		**(236.067)**	**TOTAL OTHER COMPREHENSIVE INCOME (LOSS) - NET OF TAX**
JUMLAH PENGHASILAN KOMPREHENSIF - BERSIH	**2.178.300**		**778.294**	**TOTAL COMPREHENSIVE INCOME - NET**
Laba bersih teratribusikan kepada:				Profit attributable to:
Pemilik entitas induk	2.045.644		957.875	Owners of the Parent Company
Kepentingan nonpengendali	58.340	30	56.486	Non-controlling interests
	2.103.984		1.014.361	
Penghasilan komprehensif teratribusikan kepada:				Comprehensive income attributable to:
Pemilik entitas induk	2.008.235		746.334	Owners of the Parent Company
Kepentingan nonpengendali	170.065		31.960	Non-controlling interests
	2.178.300		778.294	
Laba Bersih per Saham (dalam Rupiah penuh)		44		Earnings per Share (in full Rupiah amount)
Dasar (Dilusian)	321		150	Basic (Diluted)

*) Disajikan Kembali, lihat Catatan 62.

*) As restated, refer to Note 62.

Lihat catatan atas laporan keuangan konsolidasian yang merupakan bagian yang tidak terpisahkan dari laporan keuangan konsolidasian.

See accompanying notes to the consolidated financial statements which are an integral part of the consolidated financial statements.

		Ekuitas yang dapat Diatribusikan kepada Pemilik Entitas Induk/*Equity Attributable to Owners of the Parent Company*										
				Komponen Ekuitas Lainnya/*Other Equity Components*								
	Catatan/ *Notes*	Modal Saham/ *Capital stock*	Tambahan Modal Disetor Bersih/ *Additional Paid-in Capital - Net*	Laba yang Belum Direalisasi atas Kenaikan (Penurunan) Nilai Wajar Efek/ *Unrealized Gain (Loss) on Change in Fair Value of Securities*	Penyesuaian Penjabaran dari Entitas Anak/ *Translation Adjustment of a Subsidiary*	Dampak Transaksi Entitas Anak dan Entitas Asosiasi dengan Investor lain atau Kepentingan Nonpengendali/ *Impact of Subsidiaries and Associates Transactions with Other Investors or Non-Controlling Interest*	Total	Saldo Laba/*Retained Earnings*		Total	Kepentingan Nonpengendali/ *Non Controlling Interests*	Jumlah Ekuitas/ *Total Equity*
								Ditentukan Penggunaannya/ *Appropriated*	Tidak Ditentukan Penggunaannya/ *Unappropriated*			
Saldo pada tanggal 1 Januari 2024/ *Balance as at January 1, 2024*		1.334.891	1.647.520	650.295	(24.682)	(256.227)	369.386	791.607	18.136.270	22.279.674	2.548.872	24.828.546
Penyesuaian atas penerapan PSAK No. 117 (Catatan 56)/ *Adjustment of adoption of PSAK No. 117 (Note 56)*		-	-	-	-	-	-	-	(1.583.108)	(1.583.108)	-	(1.583.108)
Saldo 1 Januari 2024 (Disajikan kembali - Catatan 62)/ *Balance as at January 1, 2024 (As restated - Note 62)*		1.334.891	1.647.520	650.295	(24.682)	(256.227)	369.386	791.607	16.553.162	20.696.566	2.548.872	23.245.438
Laba tahun berjalan/ *Profit for the year*		-	-	-	-	-	-	-	957.875	957.875	56.486	1.014.361
Laba komprehensif lain/ *Other Comprehensive Income*												
Pengukuran kembali liability imbalan pasti/ *Remeasurement of defined benefit liability*	41,42	-	-	-	-	-	-	-	18.572	18.572	5.184	23.756
Laba yang belum direalisasi atas kenaikan nilai wajar efek/ *Unrealized gain on change in fair value of financial assets*	5,32	-	-	(239.769)	-	-	(239.769)	-	-	(239.769)	(29.532)	(269.301)
Ekuitas pada penyesuaian penjabaran dari entitas anak/ *Translation adjusment of subsiadiary*	32	-	-	-	9.656	-	9.656	-	-	9.656	(178)	9.478
Jumlah penghasilan komprehensif/ *Total comprehensive income*		--	-	(239.769)	9.656	-	(230.113)	-	976.447	746.334	31.960	778.294

Lihat Catatan atas laporan keuangan konsolidasian yang merupakan bagian yang tidak terpisahkan dari laporan keuangan konsolidasian.

See accompanying notes to the consolidated financial statements which are an integral part of the consolidated financial statements.

		Ekuitas yang dapat Diatribusikan kepada Pemilik Entitas Induk/*Equity Attributable to Owners of the Parent Company*										
				Komponen Ekuitas Lainnya/*Other Equity Components*								
	Catatan/ *Notes*	Modal Saham/ *Capital stock*	Tambahan Modal Disetor Bersih/ *Additional Paid-in Capital - Net*	Laba yang Belum Direalisasi atas Kenaikan (Penurunan) Nilai Wajar Efek/ *Unrealized Gain (Loss) on Change in Fair Value of Securities*	Penyesuaian Penjabaran dari Entitas Anak/ *Translation Adjustment of a Subsidiary*	Dampak Transaksi Entitas Anak dan Entitas Asosiasi dengan Investor lain atau Kepentingan Nonpengendali/ *Impact of Subsidiaries and Associates Transactions with Other Investors or Non-Controlling Interest*	Total	Saldo Laba/*Retained Earnings*		Total	Kepentingan Nonpengendali/ *Non Controlling Interests*	Jumlah Ekuitas/ *Total Equity*
								Ditentukan Penggunaannya/ *Appropriated*	Tidak Ditentukan Penggunaannya/ *Unappropriated*			
Dampak transaksi entitas anak dan entitas asosiasi dengan investor lain atau kepentingan nonpengendali/ *Impact of subsidiaries and associates transaction with other investors or Non-Conrolling interest*		-	-	-	-	74.262	74.262	-	-	74.262	(76.267)	(2.005)
Pembelian/penjualan saham dari minoritas/ *Acquisition/sale of shares by minority*			-	-	-	-	-	-	215	215	(282.180)	(281.965)
Jumlah transaksi dengan pemilik/ *Total transactions with the owner*		-	-	-	-	74.262	74.262	-	215	74.477	(358.447)	(283.970)
Saldo 31 Desember 2024 (Disajikan kembali - Catatan 56)/ *Balance as at December 31, 2024 (As restated - Note 56)*		**1.334.891**	**1.647.520**	**410.526**	**(15.026)**	**(181.965)**	**213.535**	**791.607**	**17.529.824**	**21.517.377**	**2.222.385**	**23.739.762**

Lihat Catatan atas laporan keuangan konsolidasian yang merupakan bagian yang tidak terpisahkan dari laporan keuangan konsolidasian.

See accompanying notes to the consolidated financial statements which are an integral part of the consolidated financial statements.

		Ekuitas yang dapat Diatribusikan kepada Pemilik Entitas Induk/*Equity Attributable to Owners of the Parent Company*										
				Komponen Ekuitas Lainnya/*Other Equity Components*				Saldo Laba/*Retained Earnings*				
	Catatan/ *Notes*	Modal Saham/ *Capital stock*	Tambahan Modal Disetor Bersih/ *Additional Paid-in Capital - Net*	Laba yang Belum Direalisasi atas Kenaikan (Penurunan) Nilai Wajar Efek/ *Unrealized Gain (Loss) on Change in Fair Value of Securities*	Penyesuaian Penjabaran dari Entitas Anak/ *Translation Adjustment of a Subsidiary*	Dampak Transaksi Entitas Anak dan Entitas Asosiasi dengan Investor lain atau Kepentingan Nonpengendali/ *Impact of Subsidiaries and Associates Transactions with Other Investors or Non-Controlling Interest*	Total	Ditentukan Penggunaannya/ *Appropriated*	Tidak Ditentukan Penggunaannya/ *Unappropriated*	Total	Kepentingan Nonpengendali/ *Non Controlling Interests*	Jumlah Ekuitas/ *Total Equity*
Saldo 31 Desember 2024 (Disajikan kembali - Catatan 56)/ Balance as at December 31, 2024 *(As restated - Note 56)*		1.334.891	1.647.520	410.526	(15.026)	(181.963)	213.537	791.607	17.529.822	21.517.377	2.222.385	23.739.762
Laba tahun berjalan/ *Profit for the year*		-	-	-	-	-	-	-	2.045.644	2.045.644	58.340	2.103.984
Laba komprehensif lain/ *Other Comprehensive Income*												
Pengukuran kembali liability imbalan pasti/ *Remeasurement of defined benefit liability*	41,42	-	-	-	-	-	-	-	(55.692)	(55.692)	9.537	(46.155)
Laba yang belum direalisasi atas kenaikan nilai wajar efek/ *Unrealized gain on change in fair value of financial assets*	5,32	-	-	187	-	-	187	-	-	187	104.418	104.605
Ekuitas pada penyesuaian penjabaran dari entitas anak/ *Translation adjusment of subsiadiary*	32	-	-	-	18.096	-	18.096	-	-	18.096	(2.230)	15.866
Jumlah penghasilan komprehensif/ *Total comprehensive income*		-	-	187	18.096	-	18.283	-	1.989.952	2.008.235	170.065	2.178.300
Dampak transaksi entitas anak dan entitas asosiasi dengan investor lain atau kepentingan nonpengendali/ *Impact of subsidiaries and associates transaction with other investors or Non-Controlling interest*		-	-	-	-	1.880	1.880	-	-	1.880	(8.839)	(6.959)
Jumlah transaksi dengan pemilik/ *Total transactions with the owner*		-	-	-	-	1.880	1.880	-	-	1.880	(8.839)	(6.959)
Saldo pada tanggal 31 Desember 2025/ *Balance as at December 31, 2025*		**1.334.891**	**1.647.520**	**410.713**	**3.070**	**(180.083)**	**233.700**	**791.607**	**19.519.774**	**23.527.492**	**2.383.611**	**25.911.103**

Lihat Catatan atas laporan keuangan konsolidasian yang merupakan bagian yang tidak terpisahkan dari laporan keuangan konsolidasian.

See accompanying notes to the consolidated financial statements which are an integral part of the consolidated financial statements.

	2025	Catatan/ *Notes*	2024	
ARUS KAS DARI AKTIVITAS OPERASI				**CASH FLOWS FROM OPERATING ACTIVITIES**
Penerimaan dari jasa asuransi	46.062.711		17.351.919	Insurance income received
Penerimaan bunga dan bagi hasil	5.176.378	35	5.783.186	Interest and profit sharing revenues
Penerimaan dari transaksi efek	570.235		603.069	Securities transaction income received
Penerimaan dari jasa biro administrasi efek	9.277		8.630	Securities administration fee received
Penerimaan dari pendapatan lain-lain	2.063.845	37	2.099.013	Other income received
Pembayaran beban underwriting asuransi	(24.757.803)		(16.281.964)	Insurance underwriting expenses paid
Pembayaran beban usaha	(4.262.122)	38	(5.569.104)	Operating expenses
Pembayaran beban bunga dan bagi hasil	(1.188.819)	39	(1.182.049)	Interest and profit sharing expenses
Keuntungan selisih kurs	5.009		(158.649)	Gain on foreign exchange
Subtotal	23.678.711		2.654.051	Subtotal
Penurunan (kenaikan) aset:				Decrease (increase) in assets:
Efek yang dibeli dengan janji jual kembali	(1.202.725)		(192.215)	Securities purchased under agreements to resell
Investasi jangka pendek	(5.943.632)		(2.601.537)	Short-term investments
Piutang pembiayaan multiguna	93.537	7	(501.195)	Multipurpose financing receivables
Piutang sewa pembiayaan	(282.434)	8	45.293	Finance lease receivables
Piutang pembiayaan modal kerja skema anjak piutang	182.710	9	1.021.360	Working capital financing with factoring scheme receivables
Kredit yang diberikan	2.556.256	11	2.596.646	Loans
Aset Ijarah	(322.039)	13	82.377	Ijarah assets
Piutang transaksi efek	(474.329)	14	(14.645)	Securities transaction receivables
Piutang lain-lain	954.288	15	(533.432)	Other accounts receivable
Agunan yang diambil alih	10.657	20	13.722	Foreclosed properties
Aset lain-lain	1.947.376	21	610.601	Other assets
Simpanan dan simpanan dari bank lain	1.437.200	22	2.980.463	Deposits and deposits from other banks
Efek yang dijual dengan janji beli kembali	(879.455)	23	(172.262)	Securities sold under agreement to repurchased
Premi diterima dimuka	(229.511)	23	(963.845)	Premiums received in advance
Utang transaksi efek	412.560	24	3.347	Securities transaction payables
Utang pajak	(24.217)	25	13.436	Taxes payable
Beban akrual	123.448	26	(18.074)	Accrued expenses
Bagi hasil peserta	4.981		3.686	Profit sharing
Liabilitas lain-lain	(23.677.693)		259.801	Other liabilities
Kas Bersih Diperoleh dari Aktivitas Operasi sebelum Pajak	(1.634.311)		5.287.578	Net Cash Provided by Operating Activities before Tax
Pembayaran pajak penghasilan	(201.910)	25,42	(167.522)	Income tax paid
Kas Bersih Diperoleh dari Aktivitas Operasi	(1.836.221)		5.120.056	Net Cash Provided by Operating Activities

Lihat Catatan atas laporan keuangan konsolidasian yang merupakan bagian yang tidak terpisahkan dari laporan keuangan konsolidasian.

See accompanying notes to the consolidated financial statements which are an integral part of the consolidated financial statements.

	2025	Catatan/ *Notes*	2024	
ARUS KAS DARI AKTIVITAS INVESTASI				**CASH FLOWS FROM INVESTING ACTIVITIES**
Penerimaan penjualan investasi dalam saham	98.556	16	52.116	Proceeds from sale of investment in shares
Hasil penjualan aset tetap	10.062	18	5.969	Proceeds from sale of property and equipment
Penambahan properti investasi	(95.448)	17	(2.676)	Acquisition of investment properties
Pembelian aset tetap	(194.411)	18	(418.480)	Acquisition of investment and equipment
Kas Bersih Diperoleh dari (Digunakan untuk) Aktivitas Investasi	(181.241)		(363.071)	Net Cash Provided by (Used in) Investing Activities
ARUS KAS DARI AKTIVITAS PENDANAAN				**CASH FLOWS FROM FINANCING ACTIVITIES**
(Pembayaran) penambahan pinjaman yang diterima	1.251.492	28	(829.990)	(Payment) proceeds from loan received
Penerbitan surat berharga yang diterbitkan	(86.359)	27	1.819.547	Proceeds from securities issued
(Setoran) tambahan pada entitas anak oleh kepentingan nonpengendali	575.199		(400.887)	Capital stock of subsidiaries (issued) acquitisiton to non-controlling interest
Pembayaran beban bunga pinjaman yang diterima dan surat berharga yang diterbitkan	(1.381.297)	28,39	(1.828.276)	Payment of interest expense on loan received and securities issued
Kas Bersih Diperoleh dari (Digunakan untuk) Aktivitas Pendanaan	359.035		(1.239.606)	Net Cash Provided by (Used in) Financing Activities
KENAIKAN BERSIH KAS DAN SETARA KAS	**(1.658.427)**		**3.517.379**	**NET INCREASE IN CASH AND CASH EQUIVALENTS**
KAS DAN SETARA KAS AWAL TAHUN	**23.380.455**		**19.530.995**	**CASH AND CASH EQUIVALENTS AT THE BEGINNING OF THE YEAR**
Pengaruh perubahan kurs mata uang asing	331.744		332.081	Effect of foreign exchange rate changes
KAS DAN SETARA KAS AKHIR TAHUN	**22.053.772**		**23.380.455**	**CASH AND CASH EQUIVALENTS AT THE END OF THE YEAR**
PENGUNGKAPAN TAMBAHAN				**SUPPLEMENTAL DISCLOSURES**
Kas dan bank	9.180.682		8.828.567	Cash and cash in banks
Investasi jangka pendek jangka waktu jatuh tempo tiga bulan atau kurang sejak tanggal perolehan	12.873.090		14.551.888	Short-term investments with maturities of three months or less from the placement date
Jumlah kas dan setara kas	**22.053.772**		**23.380.455**	**Total Cash and Cash Equivalents**

Lihat Catatan atas laporan keuangan konsolidasian yang merupakan bagian yang tidak terpisahkan dari laporan keuangan konsolidasian.

See accompanying notes to the consolidated financial statements which are an integral part of the consolidated financial statements.

1. Umum

a. Pendirian dan Informasi Umum

PT Sinar Mas Multiartha Tbk ("Perusahaan") sebelumnya bernama PT Internas Arta Leasing Company atau PT Internas Arta Finance Company, didirikan dengan Akta No. 60 tertanggal 21 Oktober 1982 dari Benny Kristianto, S.H., notaris di Jakarta, yang telah disahkan oleh Menteri Kehakiman Republik Indonesia pada tanggal 30 September 1983 melalui Surat Keputusan No. C2-6537.HT.01.01.Th.83 dengan nama PT Internas Arta Leasing Company. Akta Pendirian ini telah didaftarkan ke Kantor Pengadilan Negeri Jakarta Barat pada tanggal 17 Mei 1984 dengan No. 489/1984.

Pada tanggal 1 Mei 1989, pemegang saham mengadakan Rapat Umum Pemegang Saham Luar Biasa (RUPSLB) dan memutuskan untuk mengubah nama PT Internas Arta Leasing Company menjadi PT Internas Arta Finance Company. Keputusan ini dituangkan dalam Akta No. 15 tertanggal 1 Mei 1989 dari Benny Kristianto, S.H., notaris di Jakarta, dan telah mendapat persetujuan dari Menteri Kehakiman Republik Indonesia pada tanggal 2 Agustus 1989 melalui Surat Keputusan No. C2-6968.HT.01.04.Th.89. Akta ini telah didaftarkan ke Kantor Pengadilan Negeri Jakarta Barat pada tanggal 16 Agustus 1989 dengan No. 1109/1989.

Pada tanggal 25 Februari 1995, pemegang saham mengadakan RUPSLB dan memutuskan untuk mengubah nama Perusahaan menjadi PT Sinar Mas Multiartha. Keputusan RUPSLB ini didokumentasikan dalam Akta No. 218 tertanggal 25 Februari 1995 dari Veronica Lily Dharma, S.H., notaris di Jakarta, dan telah mendapat persetujuan dari Menteri Kehakiman Republik Indonesia melalui Surat Keputusan No. C2-5573. HT.01.04.Th.95 tanggal 5 Mei 1995.

Pada tanggal 30 Mei 1996, pemegang saham Perusahaan mengadakan RUPSLB dan memutuskan hal-hal signifikan antara lain mengubah kegiatan usaha utama Perusahaan dari bidang jasa keuangan dan manajemen treasuri menjadi bidang perdagangan, industri, angkutan, real estat, dan jasa; dan mengubah Anggaran Dasar Perusahaan sesuai dengan Peraturan Perusahaan No. 1 tahun 1995, tentang Perusahaan Terbatas, termasuk menyesuaikan nama Perusahaan menjadi PT Sinar Mas Multiartha Tbk. Risalah RUPSLB ini didokumentasikan dalam Akta No. 143 dan

1. General

a. Establishment and General Information

PT Sinar Mas Multiartha Tbk (the "Company") which was formerly named PT Internas Arta Leasing Company or PT Internas Arta Finance Company, was established by virtue of Notarial Deed No. 60 dated October 21, 1982 of Benny Kristianto, S.H., public notary in Jakarta, which was approved by the Minister of Justice of the Republic of Indonesia in his Decision Letter No. C2-6537.HT.01.01.Th.83 dated September 30, 1983, under the name of PT Internas Arta Leasing Company. The Articles of Association of the Company were registered in the Court of Justice of West Jakarta on May 17, 1984 under registration No. 489/1984.

On May 1, 1989, the stockholders held an Extraordinary General Stockholders Meeting (EGSM) and agreed to change the Company's name from PT Internas Arta Leasing Company to PT Internas Arta Finance Company. These decisions were documented in Notarial Deed No. 15 dated May 1, 1989 of Benny Kristianto, S.H., public notary in Jakarta, and were approved by the Minister of Justice of the Republic of Indonesia in his Decision Letter No. C2-6968.HT.01.04.Th.89 dated August 2, 1989. This Notarial Deed was registered in the Court of Justice of West Jakarta on August 16, 1989 under registration No. 1109/1989.

On February 25, 1995, the stockholders held an EGSM and agreed to change the Company's name to PT Sinar Mas Multiartha. This EGSM decision were documented in Notarial Deed No. 218 dated February 25, 1995 of Veronica Lily Dharma, S.H., public notary in Jakarta, and were approved by the Minister of Justice of the Republic of Indonesia in his Decision Letter No. C2-5573.HT.01.04.Th.95 dated May 5, 1995.

On May 30, 1996, the stockholders of the Company held an EGSM and agreed on significant matters including the change in the main business activities of the Company from financing activities and treasury management to trading, manufacturing, transportation, real estate and services; and changing the Articles of Association to comply with Corporate Law No. 1 of 1995, concerning Limited Liability Companies, including changing the name of the Company to PT Sinar Mas Multiartha Tbk. The minutes of this EGMS were documented in Notarial Deed No. 143 and 144 dated

144 tertanggal 30 Mei 1996 dan Akta perubahan No. 69 tertanggal 23 Agustus 1996 dari Sutjipto, S.H., notaris di Jakarta. Persetujuan dari Menteri Kehakiman Republik Indonesia atas perubahan Anggaran Dasar Perusahaan ini diperoleh melalui Surat Keputusan No. C2-8689.HT.01.04.Th.96 tanggal 30 Agustus 1996.

Perusahaan memulai kegiatan usaha secara komersial sejak tahun 1983, yaitu di bidang sewa pembiayaan, anjak piutang, dan pembiayaan konsumen. Untuk melaksanakan kegiatan usaha tersebut, Perusahaan telah memperoleh izin dari Menteri Keuangan Republik Indonesia No. 300/KMK.013/1990 tertanggal 3 Maret 1990.

Sesuai dengan pasal 3 Anggaran Dasar Perusahaan, kegiatan usaha Perusahaan adalah dalam bidang aktivitas keuangan dan asuransi, aktivitas profesional, ilmiah dan teknis serta perdagangan besar. Perusahaan adalah perusahaan induk *(Holding Company)* dengan entitas-entitas anak yang bergerak di bidang perbankan, asuransi jiwa, asuransi kerugian, pembiayaan, sekuritas, layanan pinjam meminjam uang berbasis teknologi, modal ventura, biro administrasi efek, pedagang valuta asing, bengkel, properti, jasa informasi, serta perdagangan dan jasa.

Kelompok Usaha dan Domisili

PT Sinar Mas Cakrawala merupakan pemegang saham dari Perusahaan sebesar 49,79% pada 31 Desember 2025. Perusahaan dan entitas anak (selanjutnya disebut Grup) tergabung dalam kelompok usaha (Grup) Sinar Mas. Pemegang saham akhir Perusahaan adalah Indra Widjaja.

Perusahaan berdomisili di Jakarta. Kantor Pusat Perusahaan beralamat di Menara Tekno Lantai 7, Jalan K.H. Fachruddin No. 19, Jakarta, Indonesia.

b. Penawaran Umum Efek Perusahaan

Penawaran Umum Saham Perusahaan

Pada tanggal 14 Juni 1995, Perusahaan memperoleh pernyataan efektif dari Ketua Badan Pengawas Pasar Modal (Bapepam - LK) atau sekarang Otorisasi Jasa Keuangan (OJK) dalam Surat Keputusan No. S-759/PM/1995 untuk menjual sahamnya sejumlah 60.000.000 saham yang bernilai nominal Rp500 (dalam Rupiah penuh) per saham dengan harga pelaksanaan sebesar Rp1.800 (dalam Rupiah penuh) per saham kepada masyarakat melalui bursa di Indonesia. Penjualan saham ini dicatatkan di Bursa Efek Indonesia pada tanggal 5 Juli 1995.

May 30, 1996 and Deed of Amendment No. 69 dated August 23, 1996 of Sutjipto, S.H., public notary in Jakarta. These Notarial Deeds were approved by the Minister of Justice of the Republic of Indonesia in his Decision Letter No. C2-8689.HT.01.04.Th.96 dated August 30, 1996.

The Company started its commercial operations in 1983, engaging in finance leasing, financing with factoring scheme receivables, and consumer financing. To conduct the business activities, the Compnay has obtained a license from the minister of finance of the republic of indonesia No. 300/KMK.013/1990 dated March 3, 1990.

In accordance with article 3 of the Company's Articles of Association, the business activities of the Company are in financial and insurance activities, professional, scientific and technical activities, and wholesale. The Company is Holding Company with subsidiary entity a engaged in the fields of banking, life insurance, loss insurance, multifinance, securities, technology - based lending and borrowing service, venture capital, share register, money changer, workshop, property, information service, and trading and service.

Business Group and Domicile

PT Sinar Mas Cakrawala is the immediate holding company of the Company at 49.79% as at December 31, 2025. The Company and its subsidiaries (the Group) are part of the Sinar Mas Group. The ultimate shareholder of the Company is Indra Widjaja.

The Company is domiciled in Jakarta. The Company's head office is located at Menara Tekno 7th Floor, Jl. K.H. Fachruddin No. 19, Jakarta, Indonesia.

b. Public Offering of the Company's Securities

Public Offering of The Company's Shares

On June 14, 1995, the Company received an Effective Statement from the Chairman of the Capital Market Supervisory Agency (Bapepam - LK) or currently Financial Services Authority (OJK) in his Decision Letter No. S-759/PM/1995 to sell its share totaling of 60,000,000 shares with a par value of Rp500 (in full Rupiah) per share to the public with an exercise price of Rp1,800 (in full Rupiah) per share through the stock exchange in Indonesia. The sale of these share was listed in the Indonesia Stock Exchange on July 5, 1995.

Pada tanggal 8 November 1996, pemegang saham mengadakan RUPSLB untuk mengesahkan rencana Perusahaan untuk melaksanakan Penawaran Umum Terbatas I dalam rangka penerbitan Hak Memesan Efek Terlebih Dahulu untuk membeli sejumlah 663.000.000 saham yang bernilai nominal Rp500 (dalam Rupiah penuh) per saham dengan harga pelaksanaan sebesar Rp750 (dalam Rupiah penuh) per saham, dimana melekat 99.450.000 waran Seri I yang diterbitkan secara cuma-cuma dan dapat dikonversi menjadi saham mulai tanggal 28 Mei 1997 sampai dengan tanggal 28 November 2001. Risalah RUPSLB ini didokumentasikan dalam Akta No. 40 tertanggal 8 November 1996 dari Sutjipto, S.H., notaris di Jakarta.

On November 8, 1996, the stockholders held an EGSM to ratify the plan of the Company to conduct a Limited Public Offering I for the issuance of pre-empitive rights to purchase a total of 663,000,000 shares with a par value of Rp500 (in full Rupiah) per share at an exercise price of Rp750 (in full Rupiah) per share, which included 99,450,000 Series I warrants, free of charge. And convertible into shares from May 28, 1997 to November 28, 2001. The minutes of this EGSM were documented in Notarial Deed No. 40 dated November 8, 1996 of Sutjipto, S.H., public notary in Jakarta.

Penawaran Umum Terbatas I ini telah mendapat pernyataan efektif dari Ketua Bapepam (sekarang OJK) pada tanggal 8 November 1996 melalui Surat Keputusan No. S-1811/PM/1996. Jumlah dana yang diperoleh dari hasil Penawaran Umum Terbatas I ini adalah sebesar Rp497.250 dan seluruhnya telah diperoleh Perusahaan pada bulan Januari 1997. Hasil dari Penawaran Umum Terbatas I ini meningkatkan modal disetor Perusahaan dari Rp331.500 menjadi Rp663.000 dan tambahan modal disetor Perusahaan dari Rp1.500 menjadi Rp167.250.

The Limited Public Offering I obtained effective statements from the Chairman of Bapepam (currently OJK) of the Notice of Effectivity in his Decision Letter No. S-1811/PM/1996 dated November 8, 1996. The proceeds from this Limited Public Offering I amounting to Rp497,250 were received by the Company in January 1997. This Limited Public Offering I increased the Company's paid-up capital stock from Rp331,500 to Rp663,000 and additional paid-in capital from Rp1,500 to Rp167,250.

Pada tanggal 24 Juni 2003, pemegang saham mengadakan RUPSLB untuk mengesahkan rencana Perusahaan untuk melaksanakan Penawaran Umum Terbatas II dalam rangka penerbitan Hak Memesan Efek Terlebih Dahulu untuk membeli sejumlah 2.137.115.520 saham Seri B yang bernilai nominal Rp100 (dalam Rupiah penuh) per saham dengan harga pelaksanaan Rp100 (dalam Rupiah penuh) per saham, dimana pada setiap 15 saham Seri B melekat 4 waran Seri II yang diberikan oleh Perusahaan secara cuma-cuma. Jumlah waran Seri II yang diterbitkan adalah sebanyak 569.897.472 waran. Waran Seri II tersebut dapat dikonversi menjadi saham mulai tanggal 23 Januari 2004 sampai dengan 23 Juli 2008. Risalah Rapat Umum Pemegang Saham Luar Biasa ini didokumentasikan dalam Akta No. 153 tertanggal 24 Juni 2003 dari Aulia Taufani, S.H., notaris pengganti dari Sutjipto, S.H., notaris di Jakarta.

On June 24, 2003, the stockholders held an EGSM to ratify the plan of the Company to conduct a Limited Public Offering II for the issuance of Preemptive Rights to purchase a total of 2,137,115,520 Series B shares with a par value of Rp100 (in full Rupiah) per share at an exercise price of Rp100 (in full Rupiah) per share, in which every 15 Series B shares are attached to 4 Series II warrants provided by the Company free of charge. The total number of Series II warrants issued is 569,897,472 warrants. The Series II warrants can be converted into shares from January 23, 2004 to July 23, 2008. The minutes of this Extraordinary Stockholders Meeting were documented in Notarial Deed No. 153 dated June 24, 2003 of Aulia Taufani, S.H., substitute notary of Sutjipto, S.H., public notary in Jakarta.

Penawaran Umum Terbatas II ini telah mendapat pernyataan efektif dari Ketua Bapepam (sekarang OJK) pada tanggal 23 Juni 2003 melalui Surat Keputusan No. S-1485/PM/2003. Jumlah dana yang diperoleh dari hasil Penawaran Umum Terbatas II ini adalah sebesar Rp213.711 dan seluruhnya telah diperoleh Perusahaan pada bulan Juli 2003. Hasil dari Penawaran Umum Terbatas II ini meningkatkan modal disetor Perusahaan dari Rp712.372 menjadi Rp926.083. Dana yang diperoleh dari hasil Penawaran Umum Terbatas II ini digunakan sebagai setoran modal pada anak-entitas anak serta untuk membayar liabilitas atau pinjaman Perusahaan dalam rangka meningkatkan rasio modal kerja Perusahaan.

The Limited Public Offering II obtained effective statements from the Chairman of Bapepam (currently OJK) on June 23, 2003, through Decision Letter No. S-1485/PM/2003. The proceeds from this Limited Public Offering II amounting to Rp213,711 were received by the Company in July 2003. The proceeds from Limited Public Offering II increased the Company's paid-up capital stock from Rp712,372 to Rp926,083. The funds obtained from the Limited Public Offering II were utilized as investments in subsidiary entities and for the settlement of the Company's liabilities or loans in order to increase the Company's working capital ratio.

Pada tanggal 28 Juni 2005, pemegang saham mengadakan RUPSLB untuk mengesahkan rencana Perusahaan untuk melaksanakan Penawaran Umum Terbatas III dalam rangka penerbitan Hak Memesan Efek Terlebih Dahulu untuk membeli saham Seri B sebanyak-banyaknya 991.621.601 saham yang bernilai nominal Rp100 (dalam Rupiah penuh) per saham dengan harga pelaksanaan sebesar Rp125 (dalam Rupiah penuh) per saham, dimana melekat sebanyak-banyaknya 991.621.601 waran Seri III yang diberikan oleh Perusahaan secara cuma-cuma. Waran Seri III tersebut dapat dikonversi menjadi saham mulai tanggal 12 Januari 2006 sampai dengan 13 Juli 2010. Risalah RUPSLB ini didokumentasikan dalam Akta No. 274 tertanggal 28 Juni 2005 dari Aulia Taufani, S.H., notaris pengganti dari Sutjipto, S.H., notaris di Jakarta.

On June 28, 2005, the stockholders held an EGSM to ratify the plan of the Company to conduct a Limited Public Offering III for the issuance of Preemptive Rights to purchase, at the most, 991,621,601 Series B shares with a par value of Rp100 (in full Rupiah) per share at an exercise price of Rp125 (in full Rupiah) per share, wherein up to 991,621,601 Series III warrants were attached, provided by the Company free of charge. The Series III warrants can be converted into shares from January 12, 2006 to July 13, 2010. The minutes of this Extraordinary Stockholders Meeting were documented in Notarial Deed No. 274 dated June 28, 2005 of Aulia Taufani, S.H., substitute notary of Sutjipto, S.H., public notary in Jakarta.

Penawaran Umum Terbatas III ini telah mendapat pernyataan efektif dari Ketua Bapepam (sekarang OJK) pada tanggal 27 Juni 2005 melalui Surat Keputusan No. S-1691/PM/2005. Jumlah saham seri B yang diterbitkan dari Penawaran Umum Terbatas III ini adalah sejumlah 991.325.341 saham, dimana melekat 991.325.341 waran seri III. Jumlah dana yang diperoleh dari hasil Penawaran Umum Terbatas III ini adalah sebesar Rp123.916.

The Limited Public Offering III obtained effective statements from the Chairman of Bapepam (currently OJK) on June 27, 2005, through Decision Letter No. S-1691/PM/2005. The total number of Series B shares issued from this Limited Public Offering II is 991,325,341, which includes 991,325,341 Series III warrants. The total funds obtained from this Limited Public Offering III amounting to Rp123,916.

Dana yang diperoleh dari hasil Penawaran Umum Terbatas III ini digunakan sebagai setoran modal pada entitas anak serta untuk modal kerja Perusahaan.

The funds obtained from the Limited Public Offering III were used as capital injections into subsidiary entities and for the working capital of the Company.

Pada tanggal 17 Juni 2008, pemegang saham mengadakan RUPSLB untuk mengesahkan rencana Perusahaan untuk melaksanakan Penawaran Umum Terbatas IV dalam rangka penerbitan Hak Memesan Efek Terlebih Dahulu untuk membeli saham Seri B sebanyak-banyaknya 966.427.608 saham yang bernilai nominal Rp100 (dalam Rupiah penuh) per saham dengan harga pelaksanaan sebesar Rp100 (dalam Rupiah penuh) per saham, dimana melekat sebanyak-banyaknya 1.449.641.412 waran Seri IV yang diberikan oleh Perusahaan secara cuma-cuma. Waran Seri IV tersebut dapat dikonversi menjadi saham mulai tanggal 6 Januari 2009 sampai dengan 9 Juli 2013. Risalah Rapat Umum Pemegang Saham Luar Biasa ini didokumentasikan dalam Akta No. 141 tertanggal 17 Juni 2008 dari Sutjipto, S.H., notaris di Jakarta.

On June 17, 2008, the stockholders held an EGSM to ratify the plan of the Company to conduct a Limited Public Offering IV for the issuance of Preemptive Rights to purchase, at the most, 966,427,608 Series B shares with a par value of Rp100 (in full Rupiah) per share at an exercise price of Rp100 (in full Rupiah) per share, wherein up to 1,449,641,412 Series IV warrants were attached, provided by the Company free of charge. The Series IV warrants can be converted into shares from January 6, 2009 to July 9, 2013. The minutes of this Extraordinary Stockholders Meeting were documented in Notarial Deed No. 141 dated June 17, 2008 of Sutjipto, S.H., public notary in Jakarta.

Penawaran Umum Terbatas IV ini telah mendapat pernyataan efektif dari Ketua Bapepam dan Lembaga Keuangan (LK) (sekarang OJK) pada tanggal 16 Juni 2008 melalui Surat Keputusan No. S-3859/BL/2008. Jumlah saham Seri B yang diterbitkan dari Penawaran Umum Terbatas IV ini adalah sejumlah 964.528.953 saham, dimana melekat 1.446.793.426 waran Seri IV. Jumlah dana yang diperoleh dari hasil Penawaran Umum Terbatas IV ini adalah sebesar Rp96.453.

The Limited Public Offering IV obtained effective statements from the Chairman of Bapepam (currently OJK) on June 16, 2008, through Decision Letter No. S-3859/BL/2008. The total number of Series B shares issued from this Limited Public Offering IV is 964,528,953, which includes 1,446,793,426 Series IV warrants. The total funds obtained from this Limited Public Offering IV amounting to Rp96,453.

Dana yang diperoleh dari hasil Penawaran Umum Terbatas IV ini digunakan sebagai setoran modal pada entitas anak serta untuk membayar liabilitas atau pinjaman Perusahaan dalam rangka meningkatkan rasio modal kerja Perusahaan.

The funds from the Limited Public Offering IV were used as capital injections into subsidiary entities and to settle its obligations or loans in order to increase the Company's working capital ratio.

Berdasarkan Akta No. 51 tanggal 20 November 2015 dari Aryanti Artisari, S.H., M.Kn., notaris di Jakarta, tentang Berita Acara RUPSLB, pemegang saham Perusahaan menyetujui untuk menerbitkan 623.780.871 saham baru seri B yang berasal dari saham portepel Perusahaan dengan nilai nominal Rp100 (dalam Rupah Penuh) melalui Penambahan Modal Tanpa Hak Memesan Efek Terlebih Dahulu (PMTHMETD).

In accordance with the Notarial Deed No. 51 dated November 20, 2015 of Aryanti Artisari, S.H., M.Kn., public notary in Jakarta, regarding the minutes of the EGSM, the Company's stockholders approved the issuance of 623,780,871 new series B shares from the Company's unissued stock with par value of Rp100 per share (in full Rupiah) by Capital Increase Without Pre-emptive Rights (CIWPR).

Pada tanggal 16 Agustus 2016, Perusahaan melaksanakan PMTHMETD untuk saham baru seri B sebanyak 10.000.000 saham dengan jumlah dana yang diperoleh dari pemegang saham dalam pelaksanaan PMTHMETD adalah sebesar Rp50.060 (Catatan 35).

On August 16, 2016, the Company carried out CIWPR for new 10,000,000 series B shares with the amount of proceeds obtained from Shareholders in relation to this CIWPR amounting to Rp50,060 (Note 35).

Pada tanggal 2 Juni 2017, Perusahaan melaksanakan konversi (PMTHMETD) untuk saham baru seri B yang telah ditukar menjadi saham sebanyak 129.856.000 saham, sehingga jumlah saham seluruhnya (Seri A dan Seri B) adalah sebanyak 6.367.664.717 saham (Catatan 35).

On June 2, 2017, the Company carry out the conversion of CIWPR for converting 129,856,000 Series B shares, in thereby the total number of shares (Shares A and Shares B) is 6,367,664,717 shares (Note 35).

Penawaran Umum Obligasi Perusahaan

Pada tanggal 31 Agustus 2020, Perusahaan memperoleh Pernyataan Efektif dari Kepala Eksekutif Pengawas Pasar Modal Otoritas Jasa Keuangan (OJK) melalui suratnya No. S-236/D.04/2020 untuk melaksanakan Penawaran Umum Berkelanjutan I Obligasi Sinar Mas Multiartha Tahun 2020 dengan jumlah pokok obligasi sebanyak-banyaknya Rp1.000.000. PT Bank KB Indonesia Tbk bertindak sebagai wali amanat.

1. Penarikan Tahap I Tahun 2020 sebesar Rp125.000 diterbitkan dalam 3 seri penarikan yaitu:
   a. Obligasi Seri A sebesar Rp55.000 pada tanggal 8 September 2020 dan jatuh tempo 13 September 2021 dengan tingkat bunga tetap sebesar 8,00% per tahun yang terhutang setiap triwulan (Pada tahun 2021, Perusahaan telah melunasi Obligasi tersebut).
   b. Obligasi Seri B sebesar Rp55.000 pada tanggal 8 September 2020 dan jatuh tempo 8 September 2022 dengan tingkat bunga tetap sebesar 8,50% per tahun yang terhutang setiap triwulan (Pada tahun 2022, Perusahaan telah melunasi Obligasi tersebut).
   c. Obligasi Seri C sebesar Rp15.000 pada tanggal 8 September 2020 dan jatuh tempo 8 September 2023 dengan tingkat bunga tetap sebesar 9,00% per tahun yang terhutang setiap triwulan (Pada tahun 2023, Perusahaan telah melunasi Obligasi tersebut).

Pada tanggal 2 Oktober 2020, sesuai dengan Akta No. 3 dari Aulia Taufani, S.H., notaris di Jakarta, Perusahaan menerbitkan Obligasi Berkelanjutan I Sinar Mas Multiartha Tbk Tahap II Tahun 2020.

Public Offering of The Company's Bonds

On August 31, 2020, the Company obtained an Effective Statement from the Chairman of the Capital Market Financial Services Authority (OJK) in his Letter No. S-236/D.04/2020 to carry out the Public Offering of Sinar Mas Multiartha Continuing Bond I Year 2020 with maximum principal amount of Rp1,000,000. PT Bank KB Indonesia Tbk acted as the trustee.

1. The Phase I Year 2020 withdrawal amounting to Rp125,000 is issued in 3 series as follows:
   a. Series A Bonds amounting to Rp55,000 on September 8, 2020 and matures on September 13, 2021 with fixed interest rate of 8.00% per annum which is payable on a quarterly basis (the Company has repaid the Bonds in 2021).
   b. Series B Bonds amounting to Rp55,000 on September 8, 2020 and matures on September 8, 2022 with fixed interest rate of 8.50% per annum which is payable on a quarterly basis (the Company has repaid the Bonds in 2022).
   c. Series C Bonds amounting to Rp15,000 on September 8, 2020 and matures on September 8, 2023 with fixed interest rate of 9.00% per annum which is payable on a quarterly basis (the Company has repaid the Bonds in 2023).

On October 2, 2020, based on Notarial Deed No. 3 of Aulia Taufani, SH., notary in Jakarta, the Company issued Sinar Mas Multiartha Tbk Continuing Bond I Phase II Year 2020.

2. Penarikan Tahap II Tahun 2020 sebesar Rp875.000 diterbitkan dalam 2 seri penarikan yaitu:
   a. Obligasi Seri A sebesar Rp1.000 pada tanggal 11 November 2020 dan jatuh tempo 11 November 2023 dengan tingkat bunga tetap sebesar 9,00% per tahun yang terhutang setiap triwulan (Pada tahun 2023, Perusahaan telah melunasi Obligasi tersebut).
   b. Obligasi Seri B sebesar Rp874.000 pada tanggal 11 November 2020 dan jatuh tempo 11 November 2025 dengan tingkat bunga tetap sebesar 10,25% per tahun yang terhutang setiap triwulan.

   Pada tanggal 27 Agustus 2021, Perusahaan memperoleh Pernyataan Efektif dari Kepala Eksekutif Pengawas Pasar Modal Otoritas Jasa Keuangan (OJK) melalui suratnya No.S-146/D.04/2021 untuk melaksanakan Penawaran Umum Berkelanjutan II Obligasi Sinar Mas Multiartha Tahun 2021 dengan jumlah pokok obligasi sebanyak-banyaknya Rp5.000.000. Dimana PT Bank KB Indonesia Tbk bertindak sebagai wali amanat.

   Penarikan Tahap I Tahun 2021 sebesar Rp705.700 diterbitkan dalam 3 seri dengan ketentuan sebagai berikut:
   a. Obligasi Seri A sebesar Rp507.000 pada tanggal 7 September 2021 dan jatuh tempo 17 September 2022 dengan tingkat bunga tetap sebesar 6,75% per tahun yang terhutang setiap triwulan (Pada tahun 2022, Perusahaan telah melunasi Obligasi tersebut).
   b. Obligasi Seri B sebesar Rp79.700 pada tanggal 7 September 2021 dan jatuh tempo 7 September 2023 dengan tingkat bunga tetap sebesar 8,00% per tahun yang terhutang setiap triwulan (Pada tahun 2023, Perusahaan telah melunasi Obligasi tersebut).
   c. Obligasi Seri C sebesar Rp119.000 pada tanggal 7 September 2021 dan jatuh tempo 7 September 2024 dengan tingkat bunga tetap sebesar 8,75% per tahun yang terhutang setiap triwulan (Pada tahun 2024, Perusahaan telah melunasi Obligasi tersebut).

2. The Phase II Year 2020 withdrawal amounting to Rp875,000 is issued in 2 series as follows:
   a. Series A Bonds amounting to Rp1,000 on November 11, 2020 and matures on November 11, 2023 with fixed interest rate of 9.00% per annum which is payable on a quarterly basis (the Company has repaid the Bonds in 2023).
   b. Series B Bonds amounting to Rp874,000 on November 11, 2020 and matures on November 11, 2025 with fixed interest rate of 10.25% per annum which is payable on a quarterly basis.

   On August 27, 2021, the Company obtained an Effective Statement from the Chairman of the Capital Market Financial Services Authority OJK in his Letter No.S-146/D.04/2021 to carry out the Public Offering of Sinar Mas Multiartha Continuing Bond II Year 2021 with maximum principal amount of Rp5,000,000. PT Bank KB Indonesia Tbk acted as the trustee.

   The Phase I Year 2021 withdrawal amounting to Rp705,700 is issued in 3 series as follows:
   a. Series A Bonds amounting to Rp507,000 on September 7, 2021 and matures on September 17, 2022 with fixed interest rate 6.75% per annum which is payable on a quarterly basis (the Company has repaid the Bonds in 2022).
   b. Series B Bonds amounting to Rp79,700 on September 7, 2021 and matures on September 7, 2023 with fixed interest rate 8.00% per annum which is payable on a quarterly basis (the Company has repaid the Bonds in 2023).
   c. Series C Bonds amounting to Rp119,000 on September 7, 2021 and matures on September 7, 2024 with fixed interest rate 8.75% per annum which is payable on a quaarterly basis (the Company has repaid the Bonds in 2024).

Berdasarkan surat PT Kredit Rating Indonesia No. RC-006/KRI-DIR/VI/2021 tanggal 2 Juni 2021, Obligasi Berkelanjutan II Sinar Mas Multiartha Tahun 2021 Perusahaan memperoleh peringkat irAA *(Double A)*.

Pada tanggal 2 Agustus 2022, sesuai dengan Akta No. 3 dari Aulia Taufani, S.H., notaris di Jakarta, Perusahaan menerbitkan Obligasi Berkelanjutan II Sinar Mas Multiartha Tahap II Tahun 2022.

Penarikan Tahap II Tahun 2022 sebesar Rp1.849.581 yang diterbitkan dalam 4 seri dengan ketentuan sebagai berikut:

a. Obligasi Seri A sebesar Rp429.350 pada tanggal 26 Agustus 2022 dan jatuh tempo 6 September 2023 dengan tingkat bunga tetap sebesar 6,75% per tahun yang terhutang setiap triwulan (Pada tahun 2023, Perusahaan telah melunasi Obligasi tersebut).
b. Obligasi Seri B sebesar Rp13.100 pada tanggal 26 Agustus 2022 dan jatuh tempo 26 Agustus 2024 dengan tingkat bunga tetap sebesar 8,00% per tahun yang terhutang setiap triwulan (Pada tahun 2024, Perusahaan telah melunasi Obligasi tersebut).
c. Obligasi Seri C sebesar Rp305.131 pada tanggal 26 Agustus 2022 dan jatuh tempo 26 Agustus 2025 dengan tingkat bunga tetap sebesar 9,00% per tahun yang terhutang setiap triwulan.
d. Obligasi Seri D sebesar Rp1.102.000 pada tanggal 26 Agustus 2022 dan jatuh tempo 26 Agustus 2027 dengan tingkat bunga tetap sebesar 9,75% per tahun yang terhutang setiap triwulan.

Berdasarkan surat PT Kredit Rating Indonesia No. RTG-001/KRI-DIR/VII/2022 tanggal 14 Juli 2022 yang juga merupakan bagian dari surat No. RC-004/KRI-DIR/VI/2022 tanggal 24 Juni 2022, Obligasi Berkelanjutan II Sinar Mas Multiartha Tahun 2022 Perusahaan memperoleh peringkat irAA *(Double A)*.

Based on the letter of PT Kredit Rating Indonesia No. RC-006/KRI-DIR/VI/2021 dated June 2, 2021, the Company's Sinar Mas Multiartha Continuing Bonds II Year 2021 is rated irAA (Double A).

On August 2, 2022, according to Deed No. 3 of Aulia Taufani, S.H., notary in Jakarta, the Company issued Sinar Mas Multiartha Continuing Bonds II Phase II Year 2022.

The Phase II Year 2022 withdrawal amounting to Rp1,849,581 is issued in 4 series with the following conditions:

a. Series A Bonds amounting to Rp429,350 on August 26, 2022 and matured on September 6, 2023 with a fixed interest rate of 6.75% per annum which is payable on a quarterly basis (the Company has repaid the Bonds in 2023).
b. Series B Bonds amounting to Rp13,100 on August 26, 2022 and mature on August 26, 2024 with a fixed interest rate of 8.00% per annum which is payable on a quarterly basis (the Company has repaid the Bonds in 2024).
c. Series C Bonds amounting to Rp305,131 on August 26, 2022 and mature on August 26, 2025 with a fixed interest rate of 9.00% per annum which is payable on a quarterly basis.
d. Series D Bonds amounting to Rp1,102,000 on August 26, 2022 and mature on August 26, 2027 with a fixed interest rate of 9.75% per annum which is payable on a quarterly basis.

Based on PT Kredit Rating Indonesia's letter No. RTG-001/KRI-DIR/VII/2022 dated July 14, 2022 which is also part of letter No. RC-004/KRI-DIR/VI/2022 dated June 24, 2022, the Company's Sinar Mas Multiartha Continuing Bonds II Year 2022 received an irAA (Double A) rating.

Pada tanggal 16 September 2022, sesuai dengan Akta No. 29 dari Aulia Taufani, S.H., notaris di Jakarta, Perusahaan menerbitkan Obligasi Berkelanjutan II Sinar Mas Multiartha Tahap III Tahun 2022.

Penarikan Tahap III Tahun 2022 sebesar Rp1.660.000 yang diterbitkan dalam 2 seri dengan ketentuan sebagai berikut:

a. Obligasi Seri A sebesar Rp580.000 pada tanggal 4 Oktober 2022 dan jatuh tempo 4 Oktober 2027 dengan tingkat bunga tetap sebesar 9,75% per tahun yang terhutang setiap triwulan.
b. Obligasi Seri B sebesar Rp1.080.000 pada tanggal 4 Oktober 2022 dan jatuh tempo 4 Oktober 2032 dengan tingkat bunga tetap sebesar 10,50% per tahun yang terhutang setiap triwulan.

Berdasarkan surat PT Kredit Rating Indonesia No. RTG-001/KRI-DIR/IX/2022 tanggal 8 September 2022 yang juga merupakan bagian dari surat No. RC-004/KRI-DIR/VI/2022 tanggal 24 Juni 2022, Obligasi Berkelanjutan II Sinar Mas Multiartha Tahun 2021 Perusahaan memperoleh peringkat irAA *(Double A)*.

Pada tanggal 15 Februari 2023, sesuai dengan Akta No. 29 dari Aulia Taufani, S.H., notaris di Jakarta, Perusahaan menerbitkan Obligasi Berkelanjutan II Sinar Mas Multiartha Tahap IV Tahun 2023.

Penarikan Tahap IV Tahun 2023 sebesar Rp784.719 yang diterbitkan pada tanggal 7 Maret 2023 dan jatuh tempo 7 Maret 2033 dengan tingkat bunga tetap sebesar 10,50% per tahun yang terhutang setiap triwulan.

Berdasarkan surat PT Kredit Rating Indonesia No. RTG-001/KRI-DIR/I/2023 tanggal 25 Januari 2023 yang juga merupakan bagian dari surat No. RC-004/KRI-DIR/VI/2022 tanggal 24 Juni 2022, Obligasi Berkelanjutan II Sinar Mas Multiartha Tahun 2021 Perusahaan memperoleh peringkat irAA *(Double A)*.

Pada tanggal 26 Maret 2024, sesuai dengan Akta No. 39 dari Aulia Taufani, S.H., notaris di Jakarta, Perusahaan menerbitkan Obligasi Berkelanjutan III Sinar Mas Multiartha Tahap I Tahun 2024.

Penarikan Tahap I Tahun 2024 sebesar Rp1.500.000 yang diterbitkan pada tanggal 5 April 2024 dan jatuh tempo 5 April 2029 dengan tingkat bunga tetap sebesar 10,00% per tahun yang terhutang setiap triwulan.

On September 16, 2022, according to Deed No. 29 of Aulia Taufani, S.H., notary in Jakarta, the Company issued Sinar Mas Multiartha Continuing Bonds II Phase III Year 2022.

The Phase III Year 2022 withdrawal amounting to Rp1,660,000 is issued in 2 series with the following conditions:

a. Series A Bonds amounting to Rp580,000 on October 4, 2022 and mature on October 4, 2027 with a fixed interest rate of 9.75% per annum which is payable on a quarter basis.
b. Series B Bonds amounting to Rp1,080,000 on October 4, 2022 and mature on October 4, 2032 with a fixed interest rate of 10.50% per annum which is payable on a quarter basis.

Based on PT Kredit Rating Indonesia's letter No. RTG-001/KRI-DIR/IX/2022 dated September 8, 2022 which is also part of letter No. RC-004/KRI-DIR/VI/2022 dated June 24, 2022, Sinar Mas Multiartha Continuing Bonds II Year 2021 received an irAA (Double A) rating.

On February 15, 2023, according to Deed No. 29 of Aulia Taufani, S.H., notary in Jakarta, the Company issued Sinar Mas Multiartha Continuing Bonds II Phase IV Year 2023.

The Phase IV Year 2023 withdrawal amounting to Rp784,719 which was issued on March 7, 2023 and mature on March 7, 2033 with a fixed interest rate of 10.50% per annum which is payable on a quarter basis.

Based on PT Kredit Rating Indonesia's letter No. RTG-001/KRI-DIR/I/2023 dated January 25, 2023 which is also part of letter No. RC-004/KRI-DIR/VI/2022 dated June 24, 2022, the Company's Sinar Mas Multiartha Continuing Bonds II Year 2021 received an irAA (Double A) rating.

On March 26, 2024, according to Deed No. 39 of Aulia Taufani, S.H., notary in Jakarta, the Company issued Sinar Mas Multiartha Continuing Bonds III Phase I Year 2024.

The Phase I Year 2024 withdrawal amounting to Rp1,500,000 which was issued on April 5, 2024 and mature on April 5, 2029 with a fixed interest rate of 10.00% per annum which is payable on a quarter basis.

Berdasarkan Surat PT Kredit Rating Indonesia No. RC-001/KRI-DIR/I/2024 tanggal 2 Januari 2024, Obligasi Berkelanjutan III Sinar Mas Multiartha Tahap I Tahun 2024 Perusahaan memperoleh peringkat irAA *(Double A)*.

Penarikan Tahap II Tahun 2024 sebesar Rp800.000 yang diterbitkan dalam 3 seri dengan ketentuan sebagai berikut:

a. Obligasi Seri A sebesar Rp100.000 pada tanggal 17 Januari 2025 dan jatuh tempo 27 Januari 2026 dengan tingkat bunga tetap sebesar 7,00% per tahun yang terhutang setiap triwulan (Pada tahun 2026, Perusahaan telah melunasi Obligasi tersebut).
b. Obligasi Seri B sebesar Rp500.000 pada tanggal 17 Januari 2025 dan jatuh tempo 17 Januari 2028 dengan tingkat bunga tetap sebesar 8,25% per tahun yang terhutang setiap triwulan.
c. Obligasi Seri C sebesar Rp200.000 pada tanggal 17 Januari 2025 dan jatuh tempo 17 Januari 2030 dengan tingkat bunga tetap sebesar 9,00% per tahun yang terhutang setiap triwulan.

Berdasarkan surat PT Kredit Rating Indonesia No. RTG-001/KRI-DIR/XII/2024 tanggal 16 Desember 2024 yang juga merupakan bagian dari surat No. RC-004/KRI-DIR/XII/2024 tanggal 16 Desember 2024, Obligasi Berkelanjutan III Sinar Mas Multiartha Tahap II Tahun 2024 Perusahaan memperoleh peringkat irAA (Double A).

Pada tanggal 31 Juli 2025, sesuai dengan Akta No. 42 dari Aulia Taufani, S.H., notaris di Jakarta, Perusahaan menerbitkan Obligasi Berkelanjutan III Sinar Mas Multiartha Tahap III Tahun 2025

Penarikan Tahap III pada tahun 2025 sebesar Rp300.000 diterbitkan pada tanggal 21 Agustus 2025 dan akan jatuh tempo pada tanggal 21 Agustus 2030, dengan tingkat bunga tetap sebesar 8,50% per tahun yang dibayarkan setiap triwulan.

Berdasarkan surat PT Kredit Rating Indonesia No. RTG-002/KRI-DIR/VI/2025 tanggal 24 Juni 2025, Obligasi Berkelanjutan III Sinar Mas Multiartha Tahap III Tahun 2025 Perusahaan memperoleh peringkat irAA (Double A).

Based on PT Kredit Rating Indonesia's letter No. RC-001/KRI-DIR/I/2024 dated January 2, 2024, the Company's Sinar Mas Multiartha Continuing Bonds III Year 2024 received an irAA (Double A) rating.

The Phase II Year 2024 withdrawal amounting to Rp800,000 is issued in 3 series with the following conditions:

a. Series A Bonds amounting to Rp100,000 on January 17, 2025 and due on January 27, 2026 with a fixed interest rate of 7.00% per annum which is payable on a quarterly basis (the Company has repaid the Bonds in 2026).
b. Series B Bonds amounting to Rp500,000 on January 17, 2025 and due on January 17, 2028 with a fixed interest rate of 8.25% per annum which is payable on a quarterly basis.
c. Obligasi Seri C sebesar Rp200.000 pada tanggal January 17, 2025 dan jatuh tempo January 17, 2030 dengan tingkat bunga tetap sebesar 9.00% per tahun yang terhutang setiap triwulan.

Based on PT Kredit Rating Indonesia's letter No. RTG-001/KRI-DIR/XII/2024 dated December 16, 2024 which is also part of letter No. RC-004/KRI-DIR/XII/2024 dated December 16, 2024, the Company's Sinar Mas Multiartha Continuing Bonds III Phase II Year 2024 received an irAA (Double A) rating.

On 31 July 2025, based on Deed No. 42 of Aulia Taufani, S.H., a notary in Jakarta, the Company issued Sinar Mas Multiartha Continuous Bonds III Phase III Year 2025.

The Phase III drawdown in 2025 amounting to Rp300,000 was issued on August 21, 2025 and will mature on August 21, 2030, bearing a fixed interest rate of 8.50% per annum, payable quarterly.

No. RTG-002/KRI-DIR/VI/2025 dated June 24, 2025, the Company's Sinar Mas Multiartha Continuing Bonds III Phase III Year 2025 received an irAA (Double A) rating.

Penarikan Tahap IV Tahun 2025 sebesar Rp1.050.000 yang diterbitkan pada tanggal 23 Oktober 2025 dan jatuh tempo 23 Oktober 2030 dengan tingkat bunga tetap sebesar 8,00% per tahun yang terhutang setiap triwulan.

The Phase IV Year 2025 withdrawal amounting to Rp1,050,000 which was issued on October 23, 2025 and mature on October 23, 2030 with a fixed interest rate of 8.00% per annum which is payable on a quarter basis.

Berdasarkan surat PT Kredit Rating Indonesia No. RTG-001/KRI-DIR/IX/2025 tanggal 16 September 2025 yang juga merupakan bagian dari surat No. RC-004/KRI-DIR/XII/2024 tanggal 16 Desember 2024, Obligasi Berkelanjutan III Sinar Mas Multiartha Tahun 2025 Perusahaan memperoleh peringkat irAA *(Double A)*.

Based on PT Kredit Rating Indonesia's letter No. RTG-001/KRI-DIR/IX/2025 dated September 16, 2025 which is also part of letter No. RC-004/KRI-DIR/XII/2024 dated December 16, 2024, the Company's Sinar Mas Multiartha Continuing Bonds III Year 2025 received an irAA (Double A) rating.

Seluruh obligasi Perusahaan dijual pada nilai nominal dan tercatat di Bursa Efek Indonesia. Dana yang diperoleh dari utang obligasi Perusahaan digunakan untuk modal kerja Perusahaan dan entitas anak, dan peningkatan pernyertaan saham pada entitas anak. Perusahaan tidak menyelenggarakan pencadangan dana untuk seluruh utang obligasi Perusahaan. Seluruh utang obligasi Perusahaan tidak dijamin.

All of the Company's bonds are sold at nominal value and are listed on the Indonesia Stock Exchange. Funds obtained from the Company's bonds issued are used for working capital of the Company and its subsidiaries, and for increasing equity participation in subsidiaries. The Company does not maintain a reserve fund for all of the Company's bonds issued. All of the Company's bonds issued are unsecured.

c. Entitas Anak yang Dikonsolidasikan

c. Consolidated Subsidiaries

Berikut ini adalah entitas anak yang dikonsolidasikan beserta persentase kepemilikan Perusahaan pada tanggal 31 Desember 2025 dan 2024:

The following is a list of subsidiary entities consolidated along with the Company's ownership percentage as at December 31, 2025 and 2024:

	Domisili/ *Domicile*	Jenis Usaha/ *Nature of Business*	Tahun Operasi Pendirian/ *Year of Operation Establishment*	Persentase Kepemilikan dan Hak Suara/ *Percentage of Ownership and Voting Rights*		Jumlah Aset (Sebelum Eliminasi)/ *Total Asset (Before Elimination)*	
				2025	2024	2025	2024
Kepemilikan Langsung/ *Direct ownership*							
PT Bank Sinarmas Tbk (BS)	Jakarta	Bank/*Banks*	1989	59,99%	59,99%	57.303.096	55.624.433
PT Bank Nano Syariah (BNS)	Jakarta	Bank/*Banks*	2024	25,00%	25,00%	9.793.611	9.692.526
PT Asuransi Sinar Mas (ASM)	Jakarta	Asuransi kerugian/ *Loss Insurance*	1986	99,99%	99,99%	20.359.830	18.208.538
PT Sinar Mas Multifinance (SMF)	Jakarta	Pembiayaan/ *Multifinance*	1996	99,99%	99,99%	4.743.511	5.040.703
PT Sinarmas Sekuritas (SMS)	Jakarta	Sekuritas/*Securities*	1992	99,99%	99,99%	2.149.395	2.111.138
PT AB Sinar Mas Multifinance (ABSM)	Jakarta	Pembiayaan/ *Multifinance*	1995	99,99%	99,99%	923.007	1.171.702
PT Pasar Dana Pinjaman (PDP)	Jakarta	Layanan pinjam meminjam uang berbasis teknologi/ *Technology based of lending and borrowing services*	2017	99,99%	99,99%	690.293	691.292
PT Shinta Utama (SU)	Jakarta	Perdagangan umum/ *General trading*	1991	99,89%	99,89%	2.939.687	3.012.936
PT Jakarta Teknologi Utama (JTU)	Jakarta	Bengkel/*Workshop*	1999	99,99%	99,99%	688.922	679.116
PT Rizki Lancar Sentosa (RLS)	Jakarta	Properti/*Property*	2001	99,99%	99,99%	1.133.426	1.005.839
PT Sinarmas Ventura (SMV)	Jakarta	Modal Ventura/ *Venture capital*	2019	99,99%	99,99%	52.517	51.117
PT Sinartama Gunita (STG)	Jakarta	Biro administrasi efek/ *Share register*	1992	99,80%	99,80%	308.463	283.541

	Domisili/ *Domicile*	Jenis Usaha/ *Nature of Business*	Tahun Operasi Pendirian/ *Year of Operation Establishment*	Persentase Kepemilikan dan Hak Suara/ *Percentage of Ownership and Voting Rights*		Jumlah Aset (Sebelum Eliminasi)/ *Total Asset (Before Elimination)*	
				2025	2024	2025	2024
PT Dana Pinjaman Inklusif (DPI)	Jakarta	Layanan pinjam meminjam uang berbasis teknologi/ *Technology based lending and borrowing services*	2017	50,00%	50,00%	24.708	3.811
PT Arthamas Solusindo (AMS)	Jakarta	Jasa informasi/ *Information sevices*	2000	99,99%	99,99%	1.856.116	1.558.267
Global Asian Investment Limited (GAI)	Hong Kong	Investasi/*Investment*	2012	100,00%	100,00%	1.113	1.113
PT Simas Money Changer (SMC)	Jakarta	Pedagang valuta asing/ *Money charger*	2003	99,90%	99,90%	6.842	6.510
PT Wapindo Jasaartha (WJA)	Jakarta	Perdagangan dan jasa/ *Trading and service*	2000	99,98%	99,98%	12.121	14.022
PT Sinar Artha Konsulindo (SAK)	Jakarta	Agen asuransi/ *Insurance agency*	2000	99,92%	99,92%	1.693	1.596
PT Arthamas Informatika (AMI)*	Jakarta	Perdagangan dan jasa/ *Trading and service*	2000	99,60%	99,60%	847	842
PT Sinar Artha Solusindo (SAS)*	Jakarta	Perdagangan dan jasa *Trading and service*	2000	99,99%	99,99%	799	795
PT Artha Bina Usaha (ABU)*	Jakarta	Perdagangan dan jasa *Trading and service*	2008	92,00%	92,00%	147	145
PT Balai Lelang Sinarmas (BLS)*	Jakarta	Lelang/*Auction*	2008	99,99%	99,99%	15.573	13.294
PT Sinar Artha Inforindo (SAI)*	Jakarta	Jasa informasi/ *Information sevices*	2000	99,60%	99,60%	214	215
PT Sinar Artha Trading (SAT)*	Jakarta	Perdagangan umum/ *General trading*	2008	92,00%	92,00%	1.099	1.085
PT Dana Saham Bersama (DSB)*	Jakarta	Layanan urun dana berbasis teknologi informasi/ *Technology based lending and borrowing service*	2019	99,98%	99,98%	1.479	1.919
PT Digital Solusindo Nusantara (DSN)*	Jakarta	Layanan pinjam meminjam uang berbasis teknologi/ *Technology based lending and borrowing service*	2020	99,96%	99,96%	2.518	2.510
PT Pasar Gadai Digital (PGD)	Jakarta	Pergadaian/*Pawnshop*	2022	99,97%	99,97%	3.580	1.539
Kepemilikan Tidak Langsung/ *Indirect ownership*							
PT Bank Sinarmas Tbk (BS) (melalui/*through* PT Shinta Utama, PT Sinar Mas Multifinance, PT Asuransi Sinar Mas, PT Jakarta Teknologi Utama dan PT Sinartama Gunita)	Jakarta	Bank/Banks	1989	5,24%	6,46%	57.303.096	55.624.433
PT Bank Nano Syariah (BNS) (melalui/*through* PT Bank Sinarmas Tbk (BS) dan PT Asuransi Sinar Mas (ASM)	Jakarta	Bank/*Banks*	2024	75,00%	75,00%	9.793.611	9.692.526
PT Asuransi Simas Jiwa (ASJ) (melalui/*through* PT Asuransi Sinar Mas)	Jakarta	Asuransi jiwa/ *Life Insurance*	1996	99,99%	99,99%	25.285.202	24.021.114
PT Reasuransi Nusantara Makmur (melalui/*through* PT Asuransi Sinarmas)	Jakarta	Reasuransi/ *Reinsurance*	2017	99,00%	99,00%	6.776.799	3.351.124
PT Sinarmas Asset Management (SAM) (melalui/*through* PT Sinarmas Sekuritas)	Jakarta	Manajemen aset/ *Asset management*	2011	99,98%	99,98%	812.618	926.623
PT Asuransi Simas Insurtech (ASI) (melalui/*through* PT Sinar Mas Multifinance dan/*and* PT Sinartama Gunita)	Jakarta	Asuransi on-line/ *On-line insurance*	2013	75,38%	75,38%	3.200.270	1.733.065

	Domisili/ *Domicile*	Jenis Usaha/ *Nature of Business*	Tahun Operasi Pendirian/ *Year of Operation Establishment*	Persentase Kepemilikan dan Hak Suara/ *Percentage of Ownership and Voting Rights*		Jumlah Aset (Sebelum Eliminasi)/ *Total Asset (Before Elimination)*	
				2025	2024	2025	2024
PT Sinarmas Futures (SF) (melalui/*through* PT Sinarmas Sekuritas)	Jakarta	Perdagangan komoditi/ *Commodity trading*	2004	-	99,87%	-	33.360
PT Autopro Utama Perkasa (AUP) (melalui PT Jakarta Teknologi Utama)	Jakarta	Bengkel/*Workhop*	2006	99,88%	99,88%	61.883	60.303
Sinar Mas Insurance, S.A. (SMI) (melalui/*through* PT Asuransi Sinar Mas dan/*and* PT Shinta Utama)	Republik Demokrasi Timor Leste	Asuransi kerugian/ *Loss insurance*	2011	91,42%	91,42%	324.566	272.932
Sinar Mas Life Insurance, S.A. (SLI) (melalui/*through* Sinar Mas Insurance dan/ *and* PT Asuransi Simas Jiwa)	Republik Demokrasi Timor Leste	Asuransi jiwa/ *Life insurance*	2021	90,00%	90,00%		106.132
PT Techno Mandiri Utama (TMU) (melalui/*through* PT Jakarta Teknologi Utama)	Jakarta	Perdagangan umum/ *General trading*	2017	100,00%	100,00%	1.380	769
PT Techno Karya Utama (TKU) (melalui/*through* PT Jakarta Teknologi Utama)	Jakarta	Perdagangan umum/ *General trading*	2017	100,00%	100,00%	4.381	4.963
PT Toko Onderdil (TO) (melalui/*through* PT Jakarta Teknologi Utama)	Jakarta	Perdagangan umum/ *General trading*	2017	77,20%	77,20%	2.879	3.458
PT Berkat Surya Mentari (BSM) (melalui/*through* PT Techno Karya Utama dan/*and* PT Auto Utama Perkasa)	Jakarta	Perdagangan umum/ *General trading*	2022	100,00%	100,00%	314	1.366
PT Kebayoran Parama Propertindo (KPP) (melalui PT Rizki Lancar Sentosa)	Jakarta	Properti/*Property*	2011	-	98,00%	-	322.250
PT Citra Grahareksa Abadi (CGA) (melalui/*through* PT Rizki Lancar Sentosa)	Jakarta	Perhutanan/*Forestry*	1990	75,00%	75,00%	34.957	36.107
PT Penjaminan Ulang Indonesia (PUI) (melalui/*through* PT Asuransi Simas Insurtech, PT Reausansi Nusantara, PT Sinarmas Penjamin Kredit)	Jakarta	Perhutanan/*Forestry*	1990	100,00%	-	-	-
PT Data Opal Terpadu (DOT)* (melalui/*through* PT Arthamas Solusindo)	Jakarta	Aktivitas pengolahan data/*Data processing activities*	2020	99,92%	99,92%	841.360	845.852
PT Zimba Onix Mustika (ZOM)* (melalui/through PT Shinta Utama)	Jakarta	Properti/*Property*	2020	99,92%	99,92%	856.236	859.300
PT Sistem Loka Triprima (SLT)* (melalui/*through* PT Shinta Utama)	Jakarta	Layanan pinjam meminjam berbasis tekologi *Technology basedf lending and borrowing service*	2020	99,92%	99,92%	694.040	679.747
PT Sinarmas Penjaminan Kredit (SPK) (melalui/*through* PT Asuransi sinarmas)	Jakarta	Penjamin kredit/ *Credit guarantor*	2020	100,00%	100,00%	3.134.470	3.448.559
PT Kreasi Retail Nusantara (KRN) (melalui/*through* PT Sinar Artha Trading)	Jakarta	Perdagangan umum/ *General trading*	2023	99,60%	99,60%	740	502

*) entitas anak yang belum beroperasi/
**) Subsidiaries not yet operating*

Informasi keuangan entitas anak yang dimiliki oleh kepentingan non-pengendali dalam jumlah material pada tanggal dan untuk tahun-tahun yang berakhir 31 Desember 2025 dan 2024 adalah sebagai berikut:

Financial information of subsidiaries that have material non-controlling interests as at and for the years ended December 31, 2025 and 2024 is as follows:

	31 Desember/*December 31, 2025*			
Name	**Bagian Kepentingan Kepemilikan/ *Equity Interest Held %***	**Saldo Akumulasi/ *Accumulated Balance***	**Bagian laba/ *Share in Profit***	**Name**
PT Bank Sinarmas Tbk (BS)	34.77	1.962.236	93.860	PT Bank Sinarmas Tbk (BS)
PT Pasar Dana Pinjaman (DPI)	50.00	1.532	(3.207)	PT Pasar Dana Pinjaman (DPI)

	31 Desember/*December 31, 2024*			
Name	**Bagian Kepentingan Kepemilikan/ *Equity Interest Held %***	**Saldo Akumulasi/ *Accumulated Balance***	**Bagian laba/ *Share in Profit***	**Name**
PT Bank Sinarmas Tbk (BS)	34.77	1.962.236	93.860	PT Bank Sinarmas Tbk (BS)
PT Pasar Dana Pinjaman (DPI)	50.00	1.532	(3.207)	PT Pasar Dana Pinjaman (DPI)

Berikut adalah ringkasan informasi keuangan dari entitas anak. Jumlah-jumlah tersebut sebelum dieliminasi dengan transaksi antar entitas dalam Grup.

The summarized financial information of these subsidiaries is provided below. This information is based on amounts before inter-company eliminations in the group.

Ringkasan laporan posisi keuangan pada tanggal 31 Desember 2025 dan 2024:

Summarized statements of financial position as at December 31, 2025 and 2024:

	2025		2024		
	BS	**DPI**	**BS**	**DPI**	
Jumlah aset	58.244.487	23.745	55.624.433	3.166	Total Assets
Jumlah liabilitas dan dana syirkah temporer	48.961.892	9.884	47.024.811	727	Total Liabilities and temporary syirkah funds
Jumlah Ekuitas	**9.282.595**	**13.861**	**8.599.622**	**2.439**	**Total Equity**

Ringkasan informasi laporan rugi laba dan penghasilan komprehensif lain untuk tahun 31 Desember 2025 dan 2024:

Summarized statements of profit or loss and other comprehensive income for the year December 31, 2025 and 2024:

	2025		2024		
	BS	**DPI**	**BS**	**DPI**	
Pendapatan	3.706.652	7.028	3.575.156	1.390	Revenues
Laba (rugi) sebelum pajak	519.729	(1.295)	438.816	(6.460)	Profit before tax
Jumlah penghasilan (rugi) komprehensif	682.973	(1.312)	284.964	(6.432)	Total comprehensive income (loss)
Teratributasi pada kepentingan non pengendali	92.743	(635)	93.860	(3.207)	Attributable to non-controlling interest

Ringkasan informasi arus kas untuk tahun-tahun yang berakhir 31 Desember 2025 dan 2024:

Summarized cash flow information for the years ended December 31, 2025 and 2024:

	2025		2024		
	BS	DPI	BS	DPI	
Operasi	(562.560)	5.706	1.165.114	(5.333)	Operating
Investasi	(172.091)	(378)	(152.118)	5.144	Investing
Pendanaan	6.851	12.734	372.097	-	Financing
Kenaikan (penurunan) bersih kas dan setara kas	(727.800)	18.062	1.385.093	(189)	Net increase (decrease) in cash and cash equivalents

PT Pasar Dana Pinjaman (PDP)

PDP telah memperoleh ijin dari Otoritas Jasa Keuangan untuk menjalankan usaha layanan pinjam meminjam uang berbasis teknologi informasi melalui Surat OJK No. KEP-49/D.05/2017 tanggal 6 Juli 2017.

Pada tanggal 29 Agustus 2023, Perusahaan menambah setoran modal pada PDP sebesar Rp705.250, yang meningkatkan persentase kepemilikan Perusahaan pada PDP dari 66,66% menjadi 99,99%.

PT Jakarta Teknologi Utama (JTU)

Pada 31 Desember 2025, setoran modal Perusahaan pada JTU sebesar Rp562.096 dengan kepemilikan Perusahaan pada JTU adalah 99,99%.

PT Autopro Utama Perkasa (AUP)

PT Autopro Utama Perkasa berkedudukan di Sidoarjo dengan menjalankan usaha jasa perbengkelan. Modal saham ditempatkan oleh para pendiri yaitu JTU sebesar Rp64.999 dan PT Shinta Utama sebesar Rp1.

PT Techno Mandiri Utama (TMU)

PT Techno Mandiri Utama berkedudukan di Tangerang Selatan yang bergerak di bidang perdagangan, industry, pembangunan, transportasi darat, pertanian, percetakan dan perbengkelan, memiliki modal dasar perseroan berjumlah Rp2.000. JTU memiliki persentase kepemilikan sebesar 99% berjumlah Rp1.980 dan AUP sebesar 1% berjumlah Rp20.

PT Techno Karya Utama (TKU)

PT Techno Karya Utama berkedudukan di Jakarta Timur yang bergerak di bidang perdagangan, industry, pembangunan, transportasi darat, pertanian, percetakan dan perbengkelan. memiliki modal dasar perseroan berjumlah Rp1.000. JTU sebesar memiliki persentase kepemilikan sebesar 99% berjumlah Rp990 dan AUP sebesar 1% berjumlah Rp10.

PT Pasar Dana Pinjaman (PDP)

PDP obtained an approval from Financial Services Authority to engage in information technology based of lending and borrowing service based on Decision Letter of OJK No. KEP-49/D.05/2017 dated July 6, 2017.

On August 29, 2023, the Company increased its investment in PDP amounting to Rp705,250, thus increased its ownership interest in PDP from 66.66% to 99.99%.

PT Jakarta Teknologi Utama (JTU)

As of December 31, 2025, the company's investmebt to JTU amounting to IDR 562,096 with the Company's ownership in JTU being 99.99%.

PT Autopro Utama Perkasa (AUP)

PT Autopro Utama Perkasa is domiciled in Sidoarjo,running a workshop service business. the authorized share capital has been place by the founders, namely PT Jakarta Teknologi Utama amounting to Rp64,999 by and PT Shinta Utama amounting to Rp1.

PT Techno Mandiri Utama (TMU)

PT Techno Mandiri Utama, domiciled in South Tangerang, operates in the fields of trade, industry, development, land transportation, agriculture, printing and workshops, with the company's authorized capital amounting to Rp2,000. JTU has an ownership percentage of 99% amounting to Rp1,980 and AUP 1% amounting to Rp20.

PT Techno Karya Utama (TKU)

PT Techno Karya Utama was domiciled in East Jakarta which operates in the fields of trade, industry, development, land transportation, agriculture, printing and workshops. has authorized company capital of Rp1,000. JTU has an ownership percentage of 99% amounting to Rp990 and AUP 1% amounting to Rp10.

PT Bank Sinarmas Tbk (BS)

BS telah memperoleh izin dari Menteri Keuangan Republik Indonesia untuk menjalankan usaha di bidang perbankan melalui Surat Keputusan No. KEP-156/ KMK.013/1990 tanggal 16 Februari 1990. Sesuai dengan Surat Keputusan Bank Indonesia No. 27/156/KEP/DIR tanggal 22 Maret 1995, BS memperoleh peningkatan status menjadi Bank Devisa. BS telah memperoleh izin usaha unit usaha syariah dari Bank Indonesia berdasarkan Surat Keputusan Deputi Gubernur Bank Indonesia No. 11/13/KEP.DpG/2009 tanggal 27 Oktober 2009.

Pada tanggal 29 November 2010, BS mendapat pernyataan efektif dari Ketua Bapepam dan LK (sekarang OJK) melalui Surat Keputusan No. S-10683/BL/2010 atas penawaran umum perdana saham dan telah menjadi Perusahaan terbuka.

Pada 31 Desember 2025, persentase kepemilikan Perusahaan adalah 59,99% dan kepemilikan SU adalah 2,54%.

PT Asuransi Simas Jiwa (ASJ)

ASJ telah memperoleh ijin usaha dari Menteri Keuangan Republik Indonesia untuk menjalankan usaha asuransi berdasarkan Surat Keputusan Menteri Keuangan No. 602/KMK.17/1995 tanggal 18 Desember 1995.

PT Asuransi Sinar Mas (ASM)

ASM telah memperoleh izin dari Menteri Keuangan Republik Indonesia melalui Direktorat Jenderal Moneter Dalam Negeri untuk menyelenggarakan usaha asuransi kerugian berdasarkan Surat Keputusan No. KEP-2562/MD/1986 tanggal 21 April 1986. ASM telah memperoleh izin dari Menteri Keuangan Republik Indonesia untuk membuka cabang dengan prinsip syariah berdasarkan Surat Keputusan Menteri Keuangan No. 253/KM.6/2004 tanggal 25 Juni 2004.

Pada tahun 2024 dan 2023, ASM telah membagikan kas dividen masing-masing sebesar Rpnihil dan Rp49.950 kepada para pemegang saham sesuai dengan persentase kepemilikan.

PT Bank Sinarmas Tbk (BS)

BS has obtained permission from the Minister of Finance of the Republic of Indonesia to engage in general banking business in his Decision Letter No. KEP-156/KMK.013/1990 dated February 16, 1990. Pursuant to Bank Indonesia's Decree No. 27/156/KEP/DIR dated March 22, 1995, BS was authorized to operate as a Foreign Exchange Bank. BS obtained an approval from the Bank Indonesia to open a branch which was based on Sharia principles on Deputy Governor of Bank Indonesia Decision letter No. 11/13/KEP.DpG/2009 dated October 27, 2009.

On November 29, 2010, BS obtained an Effective Statement from the Chairman of Bapepam - LK (currently OJK) in his letter No. S-10683/BL/2010 of its initial public offering of shares and being a publicly listed Company.

As of December 31, 2025, the Company's ownership percentage became 59.99% and SU's ownership became 2.54%.

PT Asuransi Simas Jiwa (ASJ)

ASJ has obtained permission from the Minister of Finance of the Republic of Indonesia to engage in life insurance business based on its Decision Letter No. 602/KMK.17/1995 dated December 18, 1995.

PT Asuransi Sinar Mas (ASM)

ASM has obtained permission from the Minister of Finance of the Republic of Indonesia through the Directorate General of Domestic Monetary Affairs to engage in loss insurance under Decree No KEP-2562/MD/1986 dated April 21, 1986. ASM has obtained permission from the Minister of Finance of the Republic of Indonesia to open a branch which was based on Sharia principles in his Decision Letter No. 253/KM.6/2004 dated June 25, 2004.

In 2024 and 2023, ASM distributed dividends to shareholders based on ownership interest amounting to Rpnil and Rp49,950, respectively.

PT Sinar Mas Multifinance (SMF)

SMF telah memperoleh izin dari Menteri Keuangan Republik Indonesia untuk menjalankan usaha di bidang sewa pembiayaan, anjak piutang dan pembiayaan konsumen berdasarkan Surat Keputusan No. 441/KMK.017/1996 tanggal 21 Juni 1996.

PT Asuransi Simas Insurtech (ASI)

Berdasarkan Akta Pernyataan Keputusan Para Pemegang Saham Luar Biasa No. 12 tanggal 22 November 2018 dari Syofilawati, S.H., notaris di Kota Bekasi, menyetujui perubahan nama PT Asuransi Simas Net (ASN) menjadi PT Asuransi Simas Insurtech (ASI).

PT AB Sinar Mas Multifinance (ABSM)

ABSM telah memperoleh izin dari Menteri Keuangan Republik Indonesia untuk menjalankan usaha di bidang sewa pembiayaan, anjak piutang dan pembiayaan konsumen berdasarkan Surat Keputusan No. 525/KMK.017/1995 tanggal 17 November 1995.

PT Sinarmas Sekuritas (SMS)

SMS telah memperoleh izin dari Badan Pengawas Pasar Modal dan Lembaga Keuangan (Bapepam dan LK atau OJK) sebagai penjamin emisi efek, perantara pedagang efek dan manajer investasi, masing-masing melalui Surat Keputusan Bapepam No. Kep-82/PM/1992 tanggal 29 Februari 1992, No. Kep-83/PM/1992 tanggal 29 Februari 1992 dan No. Kep-02/PM/MI/2000 tanggal 15 Mei 2000.

PT Sinarmas Futures (SF)

SF telah memperoleh izin usaha untuk menyelenggarakan kegiatan sebagai pialang berjangka dari Badan Pengawas Perdagangan Berjangka Komoditi melalui surat No. 889/BAPPEBTI/SI/3/2006 tanggal 27 Maret 2006.

Pada Mei 2024, SMS menjual SF kepada PT Sentosa Cipta Selaras sebanyak 59.925 lembar saham dengan nilai nominal Rp29.963, sementara SU menjual 75 lembar saham kepada PT Swadaya Insan Pratama dengan nilai nominal Rp38. Proses administrasi hukum diselesaikan pada 31 Januari 2025 berdasarkan Akta No. 23.

PT Sinar Mas Multifinance (SMF)

SMF has obtained permission from the Minister of Finance of the Republic of Indonesia to engage in finance leasing, factoring and consumer financing in his Decision Letter No. 441/KMK.017/1996 dated June 21, 1996.

PT Asuransi Simas Insurtech (ASI)

Based on the Deed of the Extraordinary Stockholders Decision statement No. 12 dated November 22, 2018 of Syofilawati, S.H., a public notary in Bekasi, approving the name change from PT Asuransi Simas Net (ASN) to PT Asuransi Simas Insurtech (ASI).

PT AB Sinar Mas Multifinance (ABSM)

ABSM has obtained permission from the Minister of Finance of the Republic of Indonesia to engage in finance leasing, factoring and consumer financing in his Decision Letter No. 525/KMK.017/1995 dated November 17, 1995.

PT Sinarmas Sekuritas (SMS)

SMS has obtained permission from the Capital Market Supervisory (Bapepam – LK or OJK) to engage in stock brokerage, stock underwriting and as an investment manager in its Decision Letter No. Kep-82/PM/1992 dated Februari 29, 1992, No. Kep-83/PM/1992 dated Februari 29, 1992 and No. Kep-02/PM/MI/2000 dated May 15, 2000, respectively.

PT Sinarmas Futures (SF)

SF has obtained permission from Commodity Futures Trading Supervisory Agency to engage in business activity as Futures broker in its Decision Letter No. 889/BAPPEBTI/SI/3/2006 dated March 27, 2006.

In May 2024, SMS sold SF to PT Sentosa Cipta Selaras in the amount of 59,925 shares with a nominal value of Rp29,963, while SU sold 75 shares to PT Swadaya Insan Pratama with a nominal value of Rp38. The legal administrative process was completed on January 31, 2025, as stated in Deed No. 23.

PT Sinarmas Asset Management (SAM)

SAM telah memperoleh ijin usaha untuk melakukan kegiatan usaha sebagai manajer investasi dari Badan Pengawas Pasar Modal dan Lembaga Keuangan (Bapepam dan LK atau sekarang OJK) melalui surat No. KEP-03/BL/MI/2012 tanggal 9 April 2012.

PT Sinartama Gunita (STG)

STG telah memperoleh izin untuk melakukan kegiatan sebagai Biro Administrasi Efek dari Badan Pengawas Pasar Modal dan Lembaga Keuangan (Bapepam dan LK atau sekarang OJK) melalui surat No. Kep-82/PM/1991 tanggal 30 September 1991.

Pada tahun 2025, Perusahaan melakukan konversi pinjaman subordinasi dan menambah setoran modal pada STG masing-masing sebesar Rp340.000 dan Rp25.055 sehingga presentase kepemilikan Perusahaan pada STG sebesar 99,99%.

PT Arthamas Solusindo (AMS)

AMS berkedudukan di Jakarta merupakan perusahaan yang bergerak di bidang Jasa informasi.

Pada tahun 2025, Perusahaan melakukan konversi pinjaman subordinasi pada AMS sebesar Rp880.000 sehingga presentase kepemilikan Perusahaan pada AMS sebesar 99,99%.

PT Sinar Mas Ventura (SMV)

SMV telah memperoleh izin untuk melakukan kegiatan usaha modal ventura dari OJK melalui Surat No. Kep-3/D.05/2019 tanggal 9 Januari 2019.

Pada tahun 2024, Perusahaan menambah setoran modal pada SMV sebesar Rp20.000 sehingga meningkatkan persentase kepemilikan Perusahaan pada SMV meningkat menjadi 99,99%.

PT Shinta Utama (SU)

Pada tahun 2025, Perusahaan melakukan konversi pinjaman subordinasi pada SU sebesar Rp1.320.000 sehingga presentase kepemilikan Perusahaan pada SU sebesar 99,98%.

PT Sinar Artha Trading (SAT)

Pada bulan Februari 2020, Perusahaan menambah setoran modal pada SAT sebesar Rp988 sehingga meningkatkan persentase kepemilikan Perusahaan pada SAT dari 92,00% menjadi 99,99%.

PT Sinarmas Asset Management (SAM)

SAM has obtained permission from Capital Market Supervisory Agency (Bapepam - LK or OJK) engage as investment manager in its Decision Letter No. KEP-03/BL/MI/2012 dated April 9, 2012.

PT Sinartama Gunita (STG)

STG has obtained permission from Capital Market Supervisory Agency (Bapepam - LK or OJK) to engage in business activities shares registart in its Decision Letter No. Kep-82/PM/1991 dated September 30, 1991.

In 2025, the Company converted a subordinated loan and made an additional capital injection into STG amounting to Rp340,000 and Rp25,055, respectively, resulting in the Company's ownership interest in STG reaching 99.99%.

PT Arthamas Solusindo (AMS)

AMS is domiciled in Jakarta which is engaged in information services.

In 2025, the Company converted a subordinated loan to AMS amounting to Rp880,000, resulting in the Company's ownership interest in AMS increasing to 99.99%.

PT Sinar Mas Ventura (SMV)

SMV has obtained permission from OJK to engage in venture capital business activities based on Decision Letter No. Kep-3/D.05/2019 dated on January 9, 2019.

In 2024, the Company increased its investment in SMV amounting to Rp20,000, thus increased its ownership interest in SMV is 99.99%.

PT Shinta Utama (SU)

In 2025, the Company converted a subordinated loan to SU amounting to Rp1,320,000, resulting in the Company's ownership interest in SU increasing to 99.98%.

PT Sinar Artha Trading (SAT)

In February 2020, the Company increased its investment in SAT amounting to Rp988, thus increased its ownership interest in SAT from 92.00% to 99.99%.

PT Rizki Lancar Sentosa (RLS)

Pada tanggal 25 Juli 2023, Perusahaan menambah setoran modal pada RLS sebesar Rp8.000 sehingga persentase kepemilikan Perusahaan pada RLS menjadi 99,99%.

Pada tanggal 25 Juli 2023, Perusahaan menambah setoran modal pada RLS sebesar Rp8.000 sehingga persentase kepemilikan Perusahaan pada RLS menjadi 99,99%.

Pada tanggal 15 Agustus 2025, Perusahaan menambah setoran modal pada RLS melalui konversi utang sebesar Rp 340.000 dan manambah Setoran tunai sebesar Rp25.055 sebagai tambahan modal disetor.

PT Dana Saham Bersama (DSB)

DSB berkedudukan di Jakarta merupakan perusahaan yang bergerak di bidang layanan urun dana berbasis teknologi informasi.

PT Digital Solusindo Nusantara (DSN)

DSN berkedudukan di Jakarta merupakan perusahaan yang bergerak di bidang layanan pinjam meminjam uang berbasis teknologi. Pada tanggal 23 September 2020, Perusahaan dan SU melakukan investasi pada saham DSN masing-masing sebesar Rp2.499 dan Rp1.

PT Pasar Gadai Digital (PGD)

PGD berkedudukan di Jakarta merupakan perusahaan yang bergerak di gadai. Pada tahun 2025, Perusahaan menambah setoran modal pada PGD sebesar Rp2.000 sehingga persentase kepemilikan Perusahaan pada PGD menjadi 99,98%.

PT Kebayoran Parama Propertindo (KPP)

KPP merupakan perusahaan yang bergerak dalam bidang properti.

Pada bulan Juli 2019, RLS membeli 308.399 saham baru yang diterbitkan oleh KPP dengan nilai pembelian sebesar Rp277.559 atau setara 77,20%. Pemegang saham pendiri KPP memiliki hak opsi untuk membeli kembali saham KPP dalam jangka waktu 1 (satu) tahun sejak penerbitan saham untuk RLS.

PT Rizki Lancar Sentosa (RLS)

On July 25, 2023, the Company increased its investment in RLS amounting to Rp8,000, thus increased its ownership interest in RLS to 99.99%.

On July 25, 2023, the Company increased its investment in RLS amounting to Rp8,000, thus increased its ownership interest in RLS to 99.99%.

On August 15, 2025, the Company increased its capital contribution to RLS through a debt conversion amounting to Rp340,000 and an additional cash contribution of Rp25,055 as additional paid-in capital.

PT Dana Saham Bersama (DSB)

DSB is domiciled in Jakarta which is engaged in information technology-based crowd funding services.

PT Digital Solusindo Nusantara (DSN)

DSN is domiciled in Jakarta which is engaged in technology - based lending and borrowing service. On September 23, 2020, the Company and SU invested in DSN amounting to Rp2,499 and Rp1, respectively.

PT Pasar Gadai Digital (PGD)

PGD, domiciled in Jakarta, is a company engaged in pawnshop operations. In 2025, the Company made an additional capital injection into PGD amounting to Rp2,000, resulting in the Company's ownership interest in PGD increasing to 99.98%.

PT Kebayoran Parama Propertindo (KPP)

KPP is a Company operating in the property sector.

In July 2019, RLS purchased 308,399 new shares issued by KPP amounting to Rp277,559 with ownership interest of 77.20%. Founding shareholders of KPP have rights to buy back shares of KPP in 1 (one) year since the date the shares were issued to RLS.

Pada tahun 2020, pemegang saham pendiri KPP tidak melaksanakan opsi untuk membeli kembali saham KPP, sehingga laporan keuangan KPP dikonsolidasikan ke RLS.

In 2020, KPP shareholders did not exercise the option to buy back KPP shares, thus, KPP financial statements are consolidated to RLS.

Pada bulan Maret 2022, RLS menambah setoran modal pada KPP sebesar Rp75.237 sehingga meningkatkan persentase kepemilikan RLS pada KPP dari 77,20% menjadi 98,12%.

In March 2022, RLS increased its capital injection in KPP by Rp75,237, thereby increasing RLS' ownership interest percentage in KPP from 77.20% to 98.12%.

Pada April 2025, RLS menjual saham KPP kepada PT Starindo Prima Persada sebanyak 399.466 lembar saham dengan nilai nominal Rp900.000

In May 2024, RLS sold 399,466 shares in KPP to PT Starindo Prima Persada with a nominal value of Rp900,000.

PT Citra Grahareksa Abadi (CGA)

PT Citra Grahareksa Abadi (CGA)

CGA merupakan perusahaan yang bergerak dalam bidang perhutanan.

CGA is a company operating in the foresting sector.

Pada bulan September 2019, RLS membeli 30.000 saham baru yang diterbitkan oleh CGA dengan nilai pembelian sebesar Rp3.000 atau setara 75%. Pemegang saham pendiri CGA memiliki hak opsi untuk membeli kembali saham CGA dalam jangka waktu 1 (satu) tahun sejak penerbitan saham untuk RLS.

In September 2019, RLS purchased 30,000 new shares which were issued by CGA amounting to Rp3,000 with ownership interest of 75%. Founding shareholders of CGA have the rights to buy back shares of CGA in 1 (one) year since the date the shares were issued to RLS.

Pada tahun 2020, pemegang saham pendiri CGA tidak melaksanakan opsi untuk membeli kembali saham CGA, sehingga laporan keuangan CGA dikonsolidasikan ke RLS.

In 2020, CGA shareholders did not exercise the option to buy back CGA shares, thus, CGA financial statements are consolidated to RLS.

PT Balai Lelang Sinarmas (BLS)

PT Balai Lelang Sinarmas (BLS)

Pada bulan Oktober 2020, Perusahaan menambah setoran modal pada BLS sebesar Rp9.000 sehingga meningkatkan persentase kepemilikan Perusahaan pada BLS dari 99,90% menjadi 99,99%.

In October 2020, the Company increased its investment in BLS amounting to Rp9,000, thus increased its ownership interest in BLS from 99.90% to 99.99%.

PT Data Opal Terpadu (DOT)

PT Data Opal Terpadu (DOT)

DOT berkedudukan di Jakarta merupakan perusahaan yang bergerak di bidang layanan pinjam meminjam uang berbasis teknologi. Pada tanggal 8 Juni 2021, AMS melakukan investasi pada saham DOT sebesar Rp19.800 atau setara dengan 99,92% kepemilikan.

DOT is domiciled in Jakarta which is engaged in technology based lending and borrowing service. On June 8, 2021, AMS invested to DOT amounting to Rp19,800 with ownership interest of 99.92%.

PT Zimba Onix Mustika (ZOM)

ZOM berkedudukan di Jakarta merupakan perusahaan yang bergerak di bidang layanan pinjam meminjam uang berbasis teknologi. Pada tanggal 8 Juni 2021, SU melakukan investasi pada saham ZOM sebesar Rp19.800 atau setara dengan 99,92% kepemilikan.

PT Zimba Onix Mustika (ZOM)

ZOM is domiciled in Jakarta which is engaged in technology based lending and borrowing service. On June 8, 2021, SU invested in ZOM amounting to Rp19,800 with ownership interest of 99.92%.

PT Sistem Loka Triprima (SLT)

SLT berkedudukan di Jakarta merupakan perusahaan yang bergerak di bidang layanan pinjam meminjam uang berbasi teknologi. Pada tanggal 8 Juni 2021, SU melakukan investasi pada saham SLT sebesar Rp19.800 atau setara dengan 99,92% kepemilikan.

PT Sistem Loka Triprima (SLT)

SLT is domiciled in Jakarta which is engaged in technology based lending and borrowing service. On June 8, 2021, SU invested in SLT amounting to Rp19,800 with ownership interest of 99.92%.

Sinar Mas Life Insurance, S.A (SLI)

SLI berkedudukan di Timor Leste merupakan perusahaan yang bergerak di bidang asuransi jiwa. Pada tanggal 9 Desember 2021, SMI dan ASJ melakukan investasi pada saham SLI masing-masing sebesar USD650.000 atau setara dengan 65% kepemilikan dan USD250.000 atau setara dengan 25% kepemilikan.

Sinar Mas Life Insurance, S.A (SLI)

SLI is domiciled in Timor Leste which is engaged in life insurance business. On December 9, 2021, SMI and ASJ invested in SLI shares amounting to USD650,000 with ownership interest of 65% and USD250,000 with ownership interest of 25%, respectively.

PT Bank Nano Syariah (BNS)

Per tanggal 1 Januari 2024, Akta No. 2 tanggal 2 Januari 2024 yang dibuat di hadapan Aulia Taufani S.H., notaris di Jakarta, Pemisahan Unit Usaha Syariah BS telah efktif dilakukan dengan pendirian Bank Umum Syariah baru yaitu BNS.

Dengan dipisahkannya Unit Usaha Syariah, maka selanjutnya BS tidak lagi melakukan kegiatan usaha syariah, dan telah dilakukan perubahan kegiatan usaha pada Pasal 3 Anggaran dasar BSIM sebagaimana termaktub dalam Akta Pernyataan Keputusan Rapat Perubahan Anggaran Dasar BS No. 3 tanggal 2 Januari 2024 yang dibuat di hadapan Aulia Taufani, S.H., Notaris di Jakarta yang telah memperoleh persetujuan sesuai dengan Surat Keputusan Menteri Hukum dan Hak Asasi Manusia RI Nomor AHU-0000118.AH.01.02 Tahun 2024 tanggal 2 Januari 2024.

BNS telah tercatat dalam Administrasi Pengawasan Otoritas Jasa Keuangan sebagai Anggota Kelompok Usaha Bank dengan Perusahaan Induk PT Bank Sinarmas Tbk.

PT Bank Nano Syariah (BNS)

On January 1, 2024, based on Notarial Deed No. 2 dated January 2, 2024 made before Aulia Taufani S.H., public notary in Jakarta, the Separation of Sharia Business Unit of BS has been effective with the establishment of a new Sharia Commercial Bank under is BNS

With the separation of the Sharia Business Unit, then BS will no longer carry out sharia business activities, and changes have been made to business activities in Article 3 of BSIM's Articles of Association as stated in the Deed of Meeting Resolution Amendment of BS Articles of Association No. 3 dated January 2, 2024 made before Aulia Taufani, S.H., notary in Jakarta who has obtained approval in accordance with the Decree of the Minister of Law and Human Rights of the Republic of Indonesia Number AHU-0000118. AH.01.02 of 2024 dated January 2, 2024.

BNS has been registered in the Supervision Administration of the Financial Services Authority (OJK) as a member of the Bank Business Group with the Parent Company PT Bank Sinarmas Tbk.

BNS berkedudukan di Jakarta merupakan perusahaan yang bergerak di bidang Perbankan. Pada tanggal 2 Januari 2024, perusahaan melakukan investasi pada saham BNS sebesar Rp250.000.000 atau setara dengan 25% kepemilikan

BNS is domiciled in Jakarta which is engaged in Banking. On January 2, 2024, the Company invested in BNS shares amounting to Rp250,000,000 with ownership interest of 25%

d. Direksi, Dewan Komisaris, dan karyawan

d. Boards of Directors, Commissioners and Employees

		2025	2024		
Komisaris Utama	:	Fuganto Widjaja	Fuganto Widjaja	:	President Commissioner
Komisaris	:	-	-	:	Commissioners
Komisaris Independen	:	Robinson Simbolon Ketut Sanjaya	Robinson Simbolon Ketut Sanjaya	:	Independent Commissioners
Direktur Utama	:	Burhanuddin Abdullah	Burhanuddin Abdullah	:	President Director
Wakil Direktur Utama	:	Eric Febrianto	-	:	Vice President Director
Direktur	:	Agus Leman Gunawan Felix Dumoly Freddy Pardede Tjong Huei Wey Lynn Ramli	Agus Leman Gunawan Felix Ferita Lili Wijata Dumoly Freddy Pardede	:	Directors

Susunan Komite Audit pada tanggal 31 Desember 2025 dan 2024, adalah sebagai berikut:

As at December 31, 2025 and 2024, the Company's Audit Committee consists of the following:

		2025	2024		
Ketua	:	Robinson Simbolon	Robinson Simbolon	:	Chairman
Anggota	:	Halim Alamsyah Nurhaida	Halim Alamsyah Nurhaida	:	Members

Pembentukan Komite Audit Perusahaan telah sesuai dengan Peraturan No. IX.I.5 mengenai "Pembentukan dan Pedoman Pelaksanaan Kerja Komite Audit".

The formation of the Company's Audit Committee complies with Regulation No. IX.I.5 concerning the "Establishment and Guidelines of the Audit Committee Working Implementation".

Personel manajemen kunci Grup terdiri dari Komisaris, Direksi, Kepala Divisi, *Group Head*, Koordinator Wilayah dan Pimpinan Cabang.

The Group's Key management personnel consist of Commissioners, Directors, Division Head, Group Head, the Coordinator of the Region and Branch Managers.

Jumlah karyawan tetap Perusahaan (tidak diaudit) pada tanggal 31 Desember 2025 dan 2024 masing-masing sejumlah 51 dan 56 karyawan, sedangkan jumlah karyawan tetap gabungan Grup (tidak diaudit) pada tanggal 31 Desember 2025 dan 2024 masing-masing sejumlah 9.253 dan 8.983 karyawan (tidak diaudit).

As at December 31, 2025 and 2024, the Company has a total number of 51 and 56 permanent employees (unaudited), respectively, while the Group has a total number of 9,253 and 8,983 permanent employees as at December 31, 2025 and 2024 (unaudited), respectively.

e. Penyelesaian Laporan Keuangan Konsolidasian

e. Completion of Consolidated Financial Statements

Laporan keuangan konsolidasian PT Sinar Mas Multiartha Tbk dan entitas anak telah diselesaikan dan diotorisasi untuk terbit oleh Direksi Perusahaan pada tanggal 29 Juni 2026. Direksi Perusahaan bertanggung jawab atas penyusunan dan penyajian laporan keuangan konsolidasian tersebut.

The consolidated financial statements of PT Sinar Mas Multiartha Tbk and its subsidiaries were completed and authorized for issuance on June 29, 2026 by the Company's Directors who are responsible for the preparation and presentation of the consolidated financial statements.

2. Informasi Kebijakan Akuntansi Material

a. Dasar Penyusunan Laporan Keuangan Konsolidasian

Laporan keuangan konsolidasian disusun dan disajikan dengan menggunakan Standar Akuntansi Keuangan ("SAK") di Indonesia, meliputi pernyataan dan interpretasi yang diterbitkan oleh Dewan Standar Akuntansi Keuangan Ikatan Akuntan Indonesia (DSAK IAI) dan Dewan Standar Akuntansi Syariah IAI, dan Peraturan OJK No. VIII.G.7 tentang "Penyajian dan Pengungkapan Laporan Keuangan Emiten atau Perusahaan Publik".

Dasar pengukuran laporan keuangan konsolidasian ini adalah konsep biaya perolehan, kecuali beberapa akun tertentu disusun berdasarkan pengukuran lain, sebagaimana diuraikan dalam kebijakan akuntansi masing-masing akun tersebut. Laporan keuangan konsolidasian ini disusun dengan metode akrual, kecuali laporan arus kas konsolidasian.

Laporan arus kas konsolidasian disusun dengan menggunakan metode langsung dimodifikasi dengan mengelompokan arus kas dalam aktivitas operasi, investasi dan pendanaan. Untuk tujuan penyusunan laporan arus kas konsolidasian, kas dan setara kas terdiri dari kas, kas di bank, giro pada Bank Indonesia, simpanan yang sangat likuid dengan jatuh tempo tiga (3) bulan atau kurang dari tanggal perolehan dan penempatan pada perusahaan sekuritas.

Kebijakan akuntansi yang diterapkan dalam penyusunan laporan keuangan konsolidasian untuk tahun yang berakhir 31 Desember 2025 adalah konsisten dengan kebijakan akuntansi yang diterapkan dalam penyusunan laporan keuangan konsolidasian untuk tahun yang berakhir 31 Desember 2024.

Entitas anak yang bergerak di bidang asuransi belum menerapkan PSAK No. 109 sesuai dengan ketentuan yang berlaku.

Mata uang yang digunakan dalam penyusunan dan penyajian laporan keuangan konsolidasian adalah mata uang Rupiah yang juga merupakan mata uang fungsional Perusahaan.

Grup telah menyusun laporan keuangan konsolidasian dengan dasar bahwa Grup akan terus beroprasi secara berkesinambungan.

2. Material Accounting Policy Information

a. Basis of Preparation of the Financial Statements

The consolidated financial statements have been prepared and presented in accordance with Indonesian Financial Accounting Standards ("SAK"), which comprise the statements and interpretations issued by the Board of Financial Accounting Standards of the Institute of Indonesia of Accountants (DSAK IAI) and the Board of Sharia Accounting Standards of IAI and OJK Regulation No. VIII.G.7 regarding "Presentation and Disclosures of Public Companies' Financial Statements".

The measurement basis used is the historical cost, except for certain accounts which are measured on the bases described in the related accounting policies. The consolidated financial statements, except for the consolidated statements of cash flows, are prepared under the accrual basis of accounting.

The consolidated statement of cash flows are prepared using the modified direct method with classifications of cash flows into operating, investing, and financing activities. For the purpose of the consolidated statements of cash flows, cash and cash equivalents include cash, cash in banks, demand deposits with Bank Indonesia, and other liquid deposits, with original maturity of three (3) months or less from the acquisition date and funds placed in securities companies.

The accounting policies adopted in the preparation of the consolidated financial statements for the year ended December 31, 2025 are consistent with those adopted in the preparation of the consolidated financial statements for the year ended December 31, 2024.

Subsidiaries engaged in insurance business have not yet implemented SFAS No. 109 in accordance with the prevailing regulations.

The reporting currency used in the preparation of the consolidated financial statements is the Indonesian Rupiah which is also the functional currency of the Company.

The Group has prepared the consolidated financial statements on the basis that it will continue to operate as a going concern.

b. Prinsip - Prinsip Konsolidasi

Laporan keuangan konsolidasian meliputi laporan keuangan Perusahaan dan entitas anak sebagaimana diungkapkan pada Catatan 1c.

Laporan keuangan konsolidasian meliputi laporan keuangan Perusahaan dan entitas-entitas (termasuk entitas terstruktur) yang dikendalikan oleh Perusahaan dan entitas anak (Grup). Pengendalian diperoleh apabila Perusahaan memiliki seluruh hal berikut ini:

- kekuasaan atas *investee*;
- eksposur atau hak atas imbal hasil variabel dari keterlibatannya dengan *investee*; dan
- kemampuan untuk menggunakan kekuasaannya atas *investee* untuk mempengaruhi jumlah imbal hasil investor.

Pengkonsolidasian entitas anak dimulai pada saat Perusahaan memperoleh pengendalian atas entitas anak dan berakhir pada saat Perusahaan kehilangan pengendalian atas entitas anak. Secara khusus, penghasilan dan beban entitas anak yang diakuisisi atau dilepaskan selama tahun berjalan termasuk dalam laporan laba rugi dan penghasilan komprehensif lain konsolidasian sejak tanggal Perusahaan memperoleh pengendalian sampai dengan tanggal Perusahaan kehilangan pengendalian atas entitas anak.

Seluruh transaksi, saldo, keuntungan dan kerugian intra kelompok usaha di dalam Grup yang material telah dieliminasi.

Laba rugi dan setiap komponen penghasilan komprehensif lain diatribusikan kepada pemilik Perusahaan dan kepentingan non-pengendali (KNP) meskipun hal tersebut mengakibatkan KNP memiliki saldo defisit.

KNP disajikan dalam laporan laba rugi dan penghasilan komprehensif lain konsolidasian dan dalam ekuitas pada laporan posisi keuangan konsolidasian, terpisah dari bagian yang dapat diatribusikan kepada pemilik Perusahaan.

Transaksi dengan KNP yang tidak mengakibatkan hilangnya pengendalian dicatat sebagai transaksi ekuitas. Selisih antara nilai wajar imbalan yang dialihkan dengan bagian relatif atas nilai tercatat aset bersih entitas anak yang diakuisisi dicatat di ekuitas. Keuntungan atau kerugian dari pelepasan kepada KNP juga dicatat di ekuitas.

b. Principles of Consolidation

The consolidated financial statements include the accounts of the Company and Subsidiaries mentioned in Note 1c.

The consolidated financial statements incorporate the financial statements of the Company and entities (including structured entities) controlled by the Company and its subsidiaries (the Group). Control is achieved when the Company has all the following:

- power over the investee;
- is exposure, or rights, to variable returns from its involvement with the investee; and
- the ability to use its power over the investee to influence the amount of return to investors.

Consolidation of a subsidiary begins when the Company obtains control over the subsidiary and ceases when the Company losses control of the subsidiary. Specifically, income and expenses of a subsidiary acquired or disposed of during the year are included in the consolidated statement of profit or loss and other comprehensive income from the date the Company gains control until the date when the Company ceases to control the subsidiary.

All material intercompany transaction in the Group, balances, gains and loses are eliminated.

Profit or loss and each component of other comprehensive income are attributed to the owners of the Company and to the non-controling interest (NCI) even if this results in the NCI having a deficit balance.

NCI are presented in the consolidated statement of profit or loss and other comprehensive income and under the equity section of the consolidated statement of financial position, separate from the portion attributable to the owners of the Company.

Transactions with NCI that do not result in loss of control are accounted for as equity transactions. The difference between the fair value of any consideration paid and the relevant share acquired of the carrying value of net assets of the subsidiary is recorded in equity. Gains or losses on disposals to NCI are also recorded in equity.

c. Kombinasi Bisnis

Entitas Tidak Sepengendali

Kombinasi bisnis, kecuali kombinasi bisnis entitas sepengendali, dicatat dengan menggunakan metode akuisisi. Biaya perolehan dari sebuah akuisisi diukur pada nilai agregat imbalan yang dialihkan, diukur pada nilai wajar pada tanggal akuisisi dan jumlah setiap KNP pada pihak yang diakuisisi. Untuk setiap kombinasi bisnis, Group mengukur KNP pada entitas yang diakuisisi pada nilai wajar atau sebesar proporsi kepemilikan KNP atas aset neto yang teridentifikasi dari entitas yang diakuisisi. Biaya-biaya akuisisi yang timbul dibebankan langsung dan disajikan sebagai beban administrasi.

Ketika melakukan akuisisi atas sebuah bisnis, Grup mengklasifikasikan dan menentukan aset keuangan yang diperoleh dan liabilitas keuangan yang diambil alih berdasarkan pada persyaratan kontraktual, kondisi ekonomi dan kondisi terkait lain yang ada pada tanggal akuisisi. Efektif 1 Januari 2021, saat penerapan amandemen PSAK No. 103 "Kombinasi Bisnis", Grup dapat memilih untuk menerapkan 'pengujian konsentrasi nilai wajar' yang mengijinkan penilaian yang disederhanakan apakah rangkaian aktivitas dan aset yang diakuisisi bukan merupakan suatu bisnis. Pengujian konsentrasi dapat diterapkan secara terpisah untuk setiap transaksi. Pengujian konsentrasi opsional terpenuhi jika secara substansial seluruh nilai wajar aset bruto yang diakuisisi terkonsentrasi dalam aset teridentifikasi tunggal atau kelompok aset teridentifikasi serupa. Jika pengujian terpenuhi, rangkaian aktivitas dan aset ditentukan bukan merupakan suatu bisnis dan tidak diperlukan penilaian lanjutan. Jika pengujian tidak terpenuhi atau jika Grup memilih untuk tidak menerapkan pengujian tersebut, penilaian yang detail harus dilakukan sesuai dengan persyaratan normal dalam PSAK No. 103.

Dalam suatu kombinasi bisnis yang dilakukan secara bertahap, pada tanggal akuisisi pihak pengakuisisi mengukur kembali nilai wajar kepentingan ekuitas yang dimiliki sebelumnya pada pihak yang diakuisisi dan mengakui keuntungan atau kerugian yang dihasilkan dalam laba rugi.

Pada tanggal akuisisi, *goodwill* awalnya diukur pada harga perolehan yang merupakan selisih lebih nilai agregat dari imbalan yang dialihkan dan jumlah yang diakui untuk KNP atas aset bersih teridentifikasi yang diperoleh dan liabilitas yang diambil alih. Jika nilai agregat tersebut lebih kecil dari nilai wajar aset neto entitas anak yang diakuisisi, selisih tersebut diakui dalam laba rugi.

c. Accounting for Business Combination

Among Entities Not Under Common Control

Business combinations, except business combination among entities under common control, are accounted for using the acquisition method. The cost of an acquisition is measured as the aggregate of the consideration transferred, measured at acquisition date fair value and the amount of any non-controlling interests (NCI) in the Group. For each business combination, the acquirer measures the NCI in the acquiree either at fair value or at the proportionate share of the acquiree's identifiable net assets. Acquisition costs incurred are directly expensed and included in administrative expenses.

When the Group acquires a business, it assesses the financial assets acquired and liabilities assumed for appropriate classification and designation in accordance with the contractual terms, economic circumstances and pertinent conditions as at the acquisition date. Effective January 1, 2021, upon adoption of the Amendment to SFAS No. 103 "Business Combination", the Group has an option to apply a 'fair value concentration test' that permits a simplified assessment of wheter an acquired set of activities and assets is not a business. The concentration test can be applied on a transaction-by-transaction basis. The optional concentraion test is met if substantially all of the fair value of the gross assets acquired is concentrated in a single identifiable asset or group of similar identifiable assets. If the test is met, the set of activities and assets is determined not to be a business and no further assessment is needed. If the test is not met, or if the Group elects not to apply the test, a detailed assessment must be performed applying the normal requirement in SFAS No. 103.

If the business combination is carried out in stages, the acquisition date fair value of the acquirer's previously held equity interest in the acquiree is remeasured to fair value at the acquisition date through profit or loss.

At acquisition date, goodwill is initially measured at cost being the excess of the aggregate of the consideration transferred and the amount recognised for NCI over the net identifiable assets acquired and liabilities assumed. If this consideration is lower than the fair value of the net assets of the subsidiary acquired, the difference is recognised in profit or loss.

Setelah pengakuan awal, *goodwill* diukur pada jumlah tercatat dikurangi akumulasi kerugian penurunan nilai. Untuk tujuan uji penurunan nilai, *goodwill* yang diperoleh dari suatu kombinasi bisnis, sejak tanggal akuisisi, dialokasikan kepada setiap Unit Penghasil Kas ("UPK") dari Group yang diharapkan akan menerima manfaat dari sinergi kombinasi tersebut, terlepas dari apakah aset atau liabilitas lain dari pihak yang diakuisisi dialokasikan ke UPK tersebut.

Jika *goodwill* telah dialokasikan pada suatu UPK dan operasi tertentu atas UPK tersebut dihentikan, maka *goodwill* yang diasosiasikan dengan operasi yang dihentikan tersebut termasuk dalam jumlah tercatat operasi tersebut ketika menentukan keuntungan atau kerugian dari pelepasan. *Goodwill* yang dilepaskan tersebut diukur berdasarkan nilai relatif operasi yang dihentikan dan porsi UPK yang ditahan.

Entitas Sepengendali

Transaksi kombinasi bisnis entitas sepengendali, berupa pengalihan bisnis yang dilakukan dalam rangka reorganisasi entitas-entitas yang berada dalam suatu kelompok usaha yang sama, bukan merupakan perubahan kepemilikan dalam arti substansi ekonomi, sehingga transaksi tersebut diakui pada jumlah tercatat berdasarkan metode penyatuan kepemilikan.

Selisih antara jumlah imbalan yang dialihkan dan jumlah tercatat dari setiap kombinasi bisnis entitas sepengendali disajikan dalam akun tambahan modal disetor pada bagian ekuitas dalam laporan posisi keuangan konsolidasian.

Entitas yang melepas bisnis, dalam pelepasan bisnis entitas sepengendali, mengakui selisih antara imbalan yang diterima dan jumlah tercatat bisnis yang dilepas dalam akun tambahan modal disetor pada bagian ekuitas dalam laporan posisi keuangan konsolidasian.

d. Penjabaran Mata Uang Asing

Mata Uang Fungsional dan Pelaporan

Akun-akun yang tercakup dalam laporan keuangan setiap entitas dalam Grup diukur menggunakan mata uang dari lingkungan ekonomi utama dimana entitas beroperasi (mata uang fungsional).

After initial recognition, goodwill is measured at cost less any accumulated impairment losses. For the purpose of impairment testing, goodwill acquired in a business combination is, from the acquisition date, allocated to each of the Group's' cash-generating units ("CGU") that are expected to benefit from the combination, irrespective of whether other assets or liabilities of the acquired are assigned to those CGUs.

Where goodwill forms part of a CGU and part of the operation within that CGU is disposed of, the goodwill associated with the operation disposed of is included in the carrying amount of the operation when determining the gain or loss on disposal of the operation. Goodwill disposed of in this circumstance is measured based on the relative values of the operation disposed of and the portion of the CGU retained.

Among Entities Under Common Control

Business combination transaction of entities under common control in form of business transfer with regard to reorganization of entities within the same group of companies does not result in a change of the economic substance of the ownership, in which the transaction does not incur gain or loss to the group as a whole or to the individual company within the group. Therefore, the transaction is recognised at carrying value based on pooling of interest method.

Any difference between amount of consideration transferred and the carrying value of each business combination of entities under common control is recognised as additional paid-in capital as part of equity section in the consolidated statement of financial position.

An entity which is disposing a business unit in connection with the disposal of a business unit of an entity under common control recognizes the difference between the consideration received and carrying amount of the disposed business unit as additional paid-in capital as part of equity section in the consolidated statement of financial position.

d. Foreign Currency Translation

Functional and Reporting Currencies

Items included in the financial statements of each of the Group's companies are measured using the currency of the primary economic environment in which the entity operates (the functional currency).

Laporan keuangan konsolidasian disajikan dalam Rupiah, yang merupakan mata uang fungsional Perusahaan dan mata uang penyajian Grup.

Transaksi dan Saldo

Transaksi dalam mata uang asing dijabarkan kedalam mata uang fungsional menggunakan kurs pada tanggal transaksi. Keuntungan atau kerugian selisih kurs yang timbul dari penyelesaian transaksi dan dari penjabaran pada kurs akhir tahun atas aset dan liabilitas moneter dalam mata uang asing diakui dalam laba rugi. Aset nonmoneter yang diukur pada nilai wajar dijabarkan menggunakan kurs pada tanggal nilai wajar ditentukan. Selisih penjabaran akun ekuitas dan akun nonmoneter serupa yang diukur pada nilai wajar diakui dalam laba rugi Pada tanggal 31 Desember 2025 dan 2024 adalah kurs tengah Bank Indonesia pukul 16.00 WIB yaitu masing-masing adalah sebesar Rp16.782,00 dan Rp16.162,00 (dalam Rupiah penuh) per US$1.

Kurs yang digunakan BS, entitas anak yang bergerak di bidang perbankan, untuk menjabarkan aset dan liabilitas dalam mata uang asing pada tanggal 31 Desember 2025 dan 2024 adalah kurs tengah Reuters pukul 16.00 WIB yaitu masing-masing adalah sebesar Rp16.675,00 (dalam Rupiah penuh) dan Rp16.095,00 (dalam Rupiah penuh) per US$1.

Kelompok Usaha Grup

Hasil usaha dan posisi keuangan dari kelompok usaha Grup yang memiliki mata uang fungsional yang berbeda dengan mata uang pelaporan, dijabarkan pada mata uang pelaporan sebagai berikut:

1. aset dan liabilitas dari setiap laporan posisi keuangan yang disajikan, dijabarkan pada kurs penutup pada tanggal laporan posisi keuangan;
2. penghasilan dan beban untuk setiap laporan laba rugi dijabarkan menggunakan kurs rata-rata; dan
3. seluruh selisih kurs yang timbul diakui dalam komponen ekuitas yang terpisah.

Dalam proses konsolidasi, selisih kurs yang timbul dari penjabaran investasi neto dalam kegiatan usaha luar negeri disajikan dalam ekuitas. Jika kegiatan usaha luar negeri tersebut dilepaskan, maka selisih kurs yang berasal dari penjabaran investasi neto dalam kegiatan usaha luar negeri tersebut, yang sebelumnya disajikan dalam ekuitas, diakui dalam laba rugi sebagai bagian dari keuntungan atau kerugian penjualan.

The consolidated financial statements are presented in Rupiah which is the Company's functional and the Group's presentation currency.

Transactions and Balances

Foreign currency transactions are translated into the functional currency using the exchange rates prevailing at the dates of the transactions. Foreign exchange gains and losses resulting from the settlement of such transactions and from the translation at year end exchange rates of monetary assets and liabilities denominated in foreign currencies are recognised in profit or loss. Non-monetary assets that are measured at fair value are ranslated using the exchange rate at the date that the fair value was determined. Translation differences on equities and similar non-monetary items measured at fair value are recognised in profit or loss. As at December 31, 2025 and 2024, Bank Indonesia middle rate at 16:00 WIB are Rp16,782.00 and Rp16,162.00 (in full Rupiah amount), per US$ 1, respectively.

The conversion rates used by BS, a subsidiary engaged in banking business, to translate monetary assets and liabilities as at December 31, 2025 and 2024, the Reuters middle rate at 16:00 WIB are Rp16,675.00 (in full Rupiah amount) and Rp16,095.00 (in full Rupiah amount), per US$ 1, respectively.

Group Companies

The results and financial position of all the Group's companies that have a functional currency different from the reporting currency are translated into the reporting currency as follows:

1. assets and liabilities for each statement of financial position presented are translated at the closing rate at the date of that statement of financial position;
2. income and expenses for each statement of profit or loss and other comprehensive income are translated at average exchange rates; and
3. all resulting exchange differences are recognised as a separate component of equity.

On consolidation, exchange differences arising from the translation of the net investment in foreign entities are taken to equity. When a foreign operation is sold, such exchange differences arising from the translation of the net investment in such foreign operation taken to equity are recognised in profit or loss as part of the gain or loss on sale.

Pada tanggal 31 Desember 2025 and 2024, mata uang fungsional Global Asian Investment Limited (GAI), entitas anak, dan Sinar Mas Insurance (SMI), entitas anak ASM, masing-masing adalah Dolar Amerika Serikat.

Selisih kurs yang timbul dari penjabaran investasi neto dalam kegiatan usaha luar negeri disajikan dalam ekuitas. Jika kegiatan usaha luar negeri tersebut dilepaskan, maka selisih kurs yang berasal dari penjabaran investasi neto dalam kegiatan usaha luar negeri tersebut, yang sebelumnya disajikan dalam ekuitas, diakui dalam laba rugi sebagai bagian dari laba atau rugi penjualan.

Goodwill dan penyesuaian nilai wajar yang timbul dari akuisisi kegiatan usaha luar negeri diperlakukan sebagai aset dan liabilitas kegiatan usaha luar negeri dan dijabarkan menggunakan kurs penutup.

As at December 31, 2025 and 2024, Global Asian Investment Limited (GAI), a subsidiary, and Sinar Mas Insurance (SMI), a subsidiary of ASM, use the United States Dollar as their functional currency.

The translation of the net investment in foreign entities is taken to equity. When a foreign operation is sold, exchange differences arising from the translation of the net investment in such foreign operation taken to equity are recognised in profit or loss as part of the gain or loss on sale.

Goodwill and fair value adjustments arising on the acquisition of a foreign entity are treated as assets and liabilities of the foreign entity and translated at the closing rate.

e. Transaksi Pihak Berelasi

Orang atau entitas dikategorikan sebagai pihak berelasi Grup apabila memenuhi definisi pihak berelasi berdasarkan PSAK No. 224 “Pengungkapan Pihak-pihak Berelasi”.

Semua transaksi signifikan dengan pihak berelasi telah diungkapkan dalam laporan keuangan konsolidasian.

e. Transactions with Related Parties

A person or entity is considered a related party of the Group if it meets the definition of a related party in SFAS No. 224 “Related Party Disclosures”.

All significant transactions with related parties are disclosed in the consolidated financial statements.

f. Kas dan Bank

Kas dan bank terdiri dari kas dan kas di bank, serta investasi jangka pendek, dengan jangka waktu jatuh tempo tiga bulan atau kurang sejak tanggal penempatannya dan tidak dijaminkan dan tidak dibatasi pencairannya.

f. Cash and Cash in Banks

Cash and cash in banks consist of cash on hand and cash in banks, and short term investment, with original maturities of three (3) months or less from the date of placements, and which are not used as collateral and are not restricted.

g. Instrumen Keuangan

Grup menerapkan PSAK No. 109, Instrumen Keuangan, mengenai pengaturan instrumen keuangan terkait klasifikasi dan pengukuran, penurunan nilai atas instrumen keuangan dan akuntansi lindung nilai.

Aset Keuangan

Grup mengklasifikasikan aset keuangan sesuai dengan PSAK No. 109, Instrumen Keuangan, sehingga setelah pengakuan awal aset keuangan diukur pada biaya perolehan diamortisasi, nilai wajar melalui penghasilan komprehensif lain atau nilai wajar melalui laba rugi, dengan menggunakan dua dasar, yaitu:
(a) Model bisnis Grup dalam mengelola aset keuangan; dan
(b) Karakteristik arus kas kontraktual dari aset keuangan.

g. Financial Instruments

The Group has applied SFAS No. 109, Financial Instruments, which set the requirements in classification and measurement, impairment in value of financial assets and hedge accounting.

Financial Assets

The Group classifies its financial assets in accordance with SFAS No. 109, Financial Instruments, that classifies financial assets as subsequently measured at amortized cost, fair value through comprehensive income or fair value through profit or loss, on the basis of both:
(a) The Group’s business model for managing the financial assets; and
(b) The contractual cash flow characteristics of the financial assets.

1. Aset keuangan pada biaya perolehan diamortisasi
   Aset keuangan diukur pada biaya perolehan diamortisasi jika kedua kondisi berikut terpenuhi:
   a. Aset keuangan dikelola dalam model bisnis yang bertujuan untuk memiliki aset keuangan dalam rangka mendapatkan arus kas kontraktual; dan
   b. Persyaratan kontraktual dari aset keuangan menghasilkan arus kas pada tanggal tertentu yang semata dari pembayaran pokok dan bunga dari jumlah pokok terutang.

   Aset keuangan pada biaya perolehan diamortisasi diukur pada jumlah yang diakui saat pengakuan awal dikurangi pembayaran pokok, ditambah atau dikurangi dengan amortisasi kumulatif menggunakan metode suku bunga efektif yang dihitung dari selisih antara nilai awal dan nilai jatuh temponya, dan dikurangi dengan cadangan kerugian penurunan nilai.

   Pada tanggal 31 Desember 2025 dan 2024, kategori aset keuangan pada biaya perolehan mencakup kas dan bank, efek yang dibeli dengan janji jual kembali, investasi jangka pendek (berupa obligasi, deposito berjangka, penempatan pada bank lain dan efek-efek berupa tagihan wesel ekspor), piutang pembiayaan multiguna, piutang sewa pembiayaan, piutang pembiayaan modal kerja skema anjak piutang, kredit yang diberikan, tagihan akseptasi, piutang transaksi efek, piutang lain-lain, dan aset lain-lain (berupa uang jaminan).

2. Aset keuangan yang diukur pada nilai wajar melalui penghasilan komprehensif lain
   Aset keuangan diukur pada nilai wajar melalui penghasilan komprehensif lain jika kedua kondisi berikut terpenuhi:
   (a) Aset keuangan dikelola dalam model bisnis yang tujuannya akan terpenuhi dengan mendapatkan arus kas kontraktual dan menjual aset keuangan; dan
   (b) Persyaratan kontraktual dari aset keuangan menghasilkan arus kas pada tanggal tertentu yang semata dari pembayaran pokok dan bunga dari jumlah pokok terutang.

1. Financial assets at amortized cost

   A financial asset shall be measured at amortized cost if both of the following conditions are met:
   a. The financial asset is held within a business model whose objective is to hold financial assets in order to collect contractual cash flows; and
   b. The contractual terms of the financial assets give rise on specified dates to cash flows that are solely payments of principal and interest on the principal amount outstanding.

   Financial assets at amortized cost is measured at initial amount minus the principal repayments, plus or minus the cumulative amortization using the effective interest method of any difference between that initial amount and the maturity amount, adjusted for allowance for impairment losses.

   As at December 31, 2025 and 2024, financial assets at amortized cost are cash and cash in banks, securities purchased under agreements to resell, short-term investments (bonds, time deposits, placement with other banks, and securities - export bill receivables), multipurpose financing receivables, finance lease receivables, working capital financing with factoring scheme receivables, loans, acceptance receivables, securities transaction receivables, other accounts receivable, and other assets (security deposits).

2. Financial assets at fair value through other comprehensive income

   A financial asset shall be measured at fair value through other comprehensive income if both of the following conditions are met:
   (a) The financial asset is held within a business model whose objective is achieved by both collecting contractual cash flows and selling financial assets; and
   (b) The contractual terms of the financial asset give rise on specified dates to cash flows that are solely payments of principal and interest on the principal amount outstanding.

Aset keuangan berupa surat berharga utang yang diukur pada nilai wajar melalui penghasilan komprehensif lain selanjutnya diukur pada nilai wajar dikurangi dengan cadangan kerugian penurunan nilai, dengan keuntungan atau kerugian yang belum direalisasi diakui dalam penghasilan komprehensif lain, sampai aset keuangan tersebut dihentikan pengakuannya atau direklasifikasi, dimana pada saat itu akumulasi keuntungan atau kerugian direklasifikasi ke laba rugi. Keuntungan atau kerugian penurunan nilai dan selisih kurs dan bunga yang dihitung menggunakan metode suku bunga efektif diakui dalam laba rugi.

Debt securities financial assets which are initially measured at fair value through comprehensive income are subsequently measured at fair value less allowance for impairment, with unrealized gains or losses recognised in other comprehensive income until the financial assets are derecognised or reclassified, at which time the cumulative gain or loss is reclassified to profit or loss. Gains or losses from impairment and foreign exchange and interest calculated using effective interest method are recognised in profit or loss.

Aset keuangan berupa instrumen ekuitas yang diukur pada nilai wajar melalui penghasilan komprehensif lain selanjutnya diukur pada nilai wajar, dengan keuntungan atau kerugian yang belum direalisasi diakui dalam penghasilan komprehensif lain. Saat aset keuangan tersebut dihentikan pengakuannya atau direklasifikasi, akumulasi keuntungan atau kerugian direklasifikasi ke saldo laba.

Equity securities financial assets which are initially measured at fair value through comprehensive income are subsequently measured at fair value, with unrealized gains or losses recognised in other comprehensive income. At the time the financial assets are derecognised or reclassified, the cumulative gain or loss is reclassified to retained earnings.

Pada tanggal 31 Desember 2025 dan 2024, kategori ini mencakup investasi jangka pendek berupa efek-efek (berupa obligasi dan saham), aset pemegang polis - unit link dan investasi dalam saham pada aset keuangan pada nilai wajar melalui penghasilan komprehensif lain.

As at December 31, 2025 and 2024, the Group has classified short-term invesments - securities (bonds, shares and warrants that are traded in Indonesia Stock Exchange), segregated funds net assets - unit link and invesment in shares of stock as financial assets at fair value through other comprehensive income.

3. Aset keuangan yang diukur pada nilai wajar melalui laba rugi

3. Financial assets at fair value through profit or loss

Aset keuangan diukur pada nilai wajar melalui laba rugi kecuali aset keuangan tersebut diukur pada biaya perolehan diamortisasi atau pada nilai wajar melalui penghasilan komprehensif lain.

A financial asset shall be measured at fair value through profit or loss unless it is measured at amortized cost or at fair value through comprehensive income.

Derivatif juga diklasifikasikan pada nilai wajar melalui laba rugi, kecuali derivatif yang ditetapkan sebagai instrumen lindung nilai yang efektif.

Derivatives are also categorized as fair value through profit or loss unless they are designated as effective hedging instruments.

Aset keuangan yang diukur pada nilai wajar melalui laba rugi dicatat pada laporan posisi keuangan konsolidasian pada nilai wajarnya. Perubahan nilai wajar langsung diakui dalam laba rugi. Bunga yang diperoleh dicatat sebagai pendapatan bunga, sedangkan pendapatan dividen dicatat sebagai bagian dari pendapatan lain-lain sesuai dengan persyaratan dalam kontrak, atau pada saat hak untuk memperoleh pembayaran atas dividen tersebut telah ditetapkan.

Financial assets at FVPL are recorded in the consolidated statement of financial position at fair value. Changes in fair value are recognised directly in profit or loss. Interest earned is recorded as interest income, while dividend income is recorded as part of other income according to the terms of the contract, or when the right of payment has been established.

Pada tanggal 31 Desember 2025 dan 2024, kategori ini mencakup investasi jangka pendek berupa efek-efek (obligasi, unit reksadana dan saham) yang, aset pemegang polis - unit link, dan aset lain-lain berupa tagihan derivatif.

As at December 31, 2025 and 2024, this category includes short-term investments in the form of securities (in the form of bonds, mutual fund units and shares), policyholder assets - unit links, and other assets in the form of derivative receivables.

Investasi saham merupakan investasi yang tidak diperoleh dari pasar modal dan dimaksudkan untuk dimiliki dalam jangka panjang terkait dengan keanggotaan dalam bursa efek.

Investments in shares are investments that are not obtained from the capital market and are intended to be owned for the long term in connection with membership in the stock exchange.

Liabilitas Keuangan dan Instrumen Ekuitas

Financial Liabilities and Equity Instruments

Liabilitas keuangan dalam lingkup PSAK No. 109 diklasifikasikan sebagai berikut: (i) liabilitas keuangan yang diukur dengan biaya diamortisasi, (ii) liabilitas keuangan yang diukur dengan nilai wajar melalui laba rugi. Grup menentukan klasifikasi liabilitas keuangan pada saat pengakuan awal.

Financial liabilities within the scope of SFAS No. 109 are classified as follows: (i) financial liabilities at amortized cost, (ii) financial liabilities at fair value through profit and loss (FVPL). The Group determines the classification of its financial liabilities at initial recognition.

Seluruh liabilitas keuangan diakui pada awalnya sebesar nilai wajar dan, dalam hal pinjaman dan utang, termasuk biaya transaksi yang dapat diatribusikan secara langsung dan selanjutnya diukur pada biaya perolehan diamortisasi dengan menggunakan metode suku bunga efektif. Amortisasi suku bunga efektif disajikan sebagai bagian dari beban keuangan dalam laba rugi.

All financial liabilities are recognised initially at fair value and, in the case of loans and borrowings, inclusive of directly attributable transaction costs and subsequently measured at amortized cost using the effective interest rate method. The amortization of the effective interest rate is included in finance costs in profit or loss.

1. Liabilitas keuangan yang diukur pada biaya perolehan diamortisasi

   Liabilitas keuangan pada biaya perolehan diamortisasi diukur pada jumlah yang diakui saat pengakuan awal dikurangi pembayaran pokok, ditambah atau dikurangi dengan amortisasi kumulatif menggunakan metode suku bunga efektif yang dihitung dari selisih antara nilai awal dan nilai jatuh temponya.

1. Financial liabilities at amortized cost

   Financial liabilities at amortized cost is measured at initial amount minus the principal repayments, plus or minus the cumulative amortization using the effective interest method of any difference between initial amount and the maturity amount.

Pada tanggal 31 Desember 2025 dan 2024, kategori ini meliputi simpanan dan simpanan dari bank lain, liabilitas akseptasi, efek yang dijual dengan janji dibeli kembali, utang transaksi efek, beban akrual, surat berharga yang diterbitkan, pinjaman yang diterima, dan liabilitas lain-lain.

As at December 31, 2025 and 2024, the Group has classified deposits and deposits from other banks, acceptance payables, securities sold under agreements to repurchase, securities transaction payables, accrued expenses, securities issued, loans received, and other liabilities.

2. Liabilitas keuangan yang diukur pada nilai wajar melalui laba rugi

2. Financial Liabilities at FVPL

Liabilitas keuangan diklasifikasikan dalam kategori ini apabila liabilitas tersebut merupakan hasil dari aktivitas perdagangan atau transaksi derivatif yang tidak dimaksudkan sebagai lindung nilai, atau jika Grup memilih untuk menetapkan liabilitas keuangan tersebut dalam kategori ini.

Financial liabilities are classified in this category if these result from trading activities or derivative transactions that are not accounted for as accounting hedges, or when the Group elects to designate a financial liability under this category.

Perubahan dalam nilai wajar langsung diakui dalam laba rugi.

Changes in fair value are recognised directly in profit or loss.

Pada tanggal 31 Desember 2025 dan 2024, kategori ini mencakup dana pemegang polis unit link dan liabilitas lain-lain berupa liabilitas derivatif.

As at December 31, 2025 and 2024, this category includes segregated funds contract liabilities - unit link and other liabilities such as derivative liabilities.

Instrumen Keuangan Derivatif

Dalam usaha normalnya, Grup melakukan transaksi instrumen keuangan derivatif berupa kontrak tunai dan berjangka mata uang asing. Instrumen keuangan derivatif diukur dan disajikan di laporan posisi keuangan pada nilai wajar dengan menggunakan harga pasar. Derivatif dicatat sebagai aset apabila memiliki nilai wajar positif dan sebagai liabilitas apabila memiliki nilai wajar negatif. Keuntungan atau kerugian yang terjadi dari perubahan nilai wajar diakui dalam laba/rugi.

Derivative Financial Instruments

In the normal course of business, the Group enters into transactions involving derivative financial instruments such as foreign currency spot and forward contracts and foreign currency swaps. Derivative financial instruments are measured and presented in the consolidated statement of financial position at their fair values. Derivatives are carried as assets when the fair value is positive and as liabilities when the fair value is negative. Gains or losses as a result of fair value changes are recognised in profit or loss.

Saling Hapus Instrumen Keuangan

Aset keuangan dan liabilitas keuangan saling hapus dan nilai bersihnya disajikan dalam laporan posisi keuangan konsolidasian jika, dan hanya jika, Grup saat ini memiliki hak yang berkekuatan hukum untuk melakukan saling hapus atas jumlah yang telah diakui tersebut; dan berniat untuk menyelesaikan secara neto atau untuk merealisasikan aset dan menyelesaikan liabilitasnya secara simultan.

Offsetting of Financial Instruments

Financial assets and liabilities are offset and the net amount reported in the consolidated statement of financial position if, and only if, there is a currently enforceable right to offset the recognised amounts and there is intention to settle on a net basis, or to realize the asset and settle the liability simultaneously.

Reklasifikasi Aset Keuangan

Sesuai dengan ketentuan PSAK No. 109, Instrumen Keuangan, Grup mereklasifikasi seluruh aset keuangan dalam kategori yang terpengaruh, jika dan hanya jika, Grup mengubah model bisnis untuk pengelolaan aset keuangan tersebut. Sedangkan liabilitas keuangan tidak direklasifikasi.

Reclassifications of Financial Instruments

In accordance with SFAS No. 109, Financial Instruments, the Group reclassifies its financial assets when, and only when, the Group changes its business model for managing financial assets. While, any financial liabilities shall not be reclassified.

Penurunan Nilai Aset Keuangan

Pada setiap tanggal pelaporan, Grup menilai apakah risiko kredit dari instrumen keuangan telah meningkat secara signifikan sejak pengakuan awal. Ketika melakukan penilaian, Grup mengacu pada perubahan atas risiko gagal bayar yang terjadi sepanjang perkiraan usia instrumen keuangan daripada perubahan atas jumlah kerugian kredit ekspektasian (*Expected Credit Losses* atau "ECL"). Dalam melakukan penilaian, Grup juga membandingkan antara risiko gagal bayar yang terjadi atas instrumen keuangan pada saat periode pelaporan dengan risiko gagal bayar yang terjadi atas instrumen keuangan pada saat pengakuan awal dan mempertimbangkan kewajaran serta ketersediaan informasi, yang tersedia tanpa biaya atau usaha pada saat tanggal pelaporan terkait dengan kejadian masa lalu, kondisi terkini dan perkiraan atas kondisi ekonomi di masa depan, yang mengindikasikan kenaikan risiko kredit sejak pengakuan awal. Jika pada tanggal pelaporan, risiko kredit atas instrumen keuangan tidak meningkat secara signifikan sejak pengukuran awal, maka Grup akan mengukur cadangan kerugian untuk aset keuangan tersebut sejumlah ECL 12 bulan. Jika risiko kredit atas aset keuangan meningkat secara signifikan, maka pengukuran cadangan kerugian untuk aset keuangan tersebut menggunakan ECL sepanjang umurnya (*lifetime*).

Impairment of Financial Assets

At each reporting date, the Group assesses whether the credit risk on a financial instrument has increased significantly since initial recognition. When making the assessment, the Group uses the change in the risk of a default occurring over the expected life of the financial instrument instead of the change in the amount of expected credit losses ("ECL"). To make that assessment, the Group compares the risk of a default occurring on the financial instrument as at the reporting date with the risk of a default occurring on the financial instrument as at the date of initial recognition and consider reasonable and supportable information, that is available without undue cost or effort at the reporting date about past events, current conditions and forecasts of future economic conditions, that is indicative of significant increases in credit risk since initial recognition. If at the reporting date, the credit risk of the financial asset has not increased significantly since the initial recognition, the Group measures the loss allowance for the financial asset using 12-months ECL. If the credit risk of the financial asset has increased significantly, the lifetime ECL is used in the measurement of the loss allowance for the financial asset.

Grup menggunakan pendekatan 3 tahapan dalam mengukur penurunan nilai (Tahap 1, Tahap 2 dan Tahap 3) dengan menentukan apakah terjadi peningkatan risiko kredit yang signifikan atas aset keuangan sejak awal atau fasilitas tersebut gagal bayar pada tanggal pelaporan.

The Group uses 3 stages approach to measure impairment for financial assets (Stage 1, Stage 2 and Stage 3) by determining whether a significant increase in credit risk has occurred on financial asset since initial recognition or whether the facility is defaulted on the reporting date.

1. **Tahap 1 - Kerugian kredit ekspektasian ("ECL") 12 bulan**

   Tahap 1: mencakup aset keuangan yang tidak memiliki peningkatan signifikan atas risiko kredit sejak pengakuan awal atau memiliki risiko kredit rendah pada tanggal pelaporan. Untuk aset ini, ECL 12 bulan akan dihitung.

   Aset keuangan yang dikategorikan sebagai Tahap 1 adalah aset keuangan dengan hari tunggakan kurang atau sama dengan 30 hari.

1. **Stage 1 – 12 month expected credit losses**

   Stage 1: includes financial assets that have not had a significant increase in credit risk since initial recognition or that have low credit risk at the reporting date. For these assets, 12-month ECL is recognised.

   Financial assets categorized as Stage 1 are financial assets that are 30 days overdue or less.

2. Tahap 2 - Peningkatan risiko kredit yang signifikan

Tahap 2: mencakup aset keuangan yang mengalami peningkatan signifikan atas risiko kredit, namun tidak memiliki bukti penurunan nilai yang objektif. Untuk aset ini, ECL *lifetime* dihitung.

Aset keuangan yang dianggap telah mengalami peningkatan risiko kredit yang signifikan dan dikategorikan sebagai Tahap 2 adalah aset keuangan dengan hari tunggakan dari 31-90 hari. Aset keuangan yang telah mengajukan program restrukturisasi, juga dianggap telah mengalami peningkatan risiko kredit yang signifikan sehingga akan dikategorikan sebagai Tahap 2.

3. Tahap 3 - Eksposur yang mengalami penurunan nilai kredit atau gagal bayar

Tahap 3: mencakup aset keuangan yang memiliki bukti objektif penurunan nilai pada tanggal pelaporan. Tahap ini berisi debitur yang telah *impaired* (gagal bayar).

Aset keuangan yang dikategorikan sebagai Tahap 3 adalah aset keuangan dengan hari tunggakan lebih dari 90 hari.

Faktor utama dalam menentukan apakah aset keuangan memerlukan ECL 12 bulan (Tahap 1) atau ECL *lifetime* (Tahap 2) disebut dengan kriteria Peningkatan Signifikan dalam Risiko Kredit (*Significant Increase in Credit Risk* atau "SICR"). Penentuan kriteria SICR memerlukan pengkajian apakah telah terjadi peningkatan risiko kredit yang signifikan pada tanggal pelaporan.

PSAK No. 109 mensyaratkan penyertaan informasi tentang kejadian masa lalu, kondisi saat ini, dan perkiraan kondisi ekonomi masa depan. Perkiraan perubahan dalam kerugian kredit yang diharapkan harus mencerminkan dan secara langsung konsisten dengan perubahan dalam data terkait yang diobservasi dari periode ke periode. Perhitungan ECL ini membutuhkan estimasi *forward-looking* dari *Probability of Default (PD), Loss Given Default (LGD), dan Exposure at Default (EAD)*.

2. Stage 2 - Significant increase in credit risk

Stage 2: includes financial assets that have had a significant increase in credit risk but do not have objective evidence of impairment. For these assets, lifetime ECL is recognised.

Financial assets are considered to experience significant increase in credit risk and categorized as Stage 2 are financial assets that are overdue for 31-90 days. Financial instrument that has proposed restructure program, are considered to experience significant increase in credit risk, thus categorized as Stage 2.

3. Stage 3 - Credit impaired (or defaulted) exposures

Stage 3: includes financial assets that have objective evidence of impairment at the reporting date. This stage includes accounts of debtors that are already impaired (defaulted).

Financial assets categorized as Stage 3 are financial assets that are overdue for more than 90 days.

The key factor in determining whether a financial asset needs 12-month (Stage 1) or lifetime ECL (Stage 2) is based on the criteria of Significant Increase in Credit Risk (SICR). Determining significant increase in credit risk (SICR) criteria involves assessment of whether there has been a significant increase in credit risk at reporting date.

SFAS No. 109 requires inclusion of information about past events, current conditions, and forecasts of future economic conditions. The estimates of changes in expected credit losses should reflect and be directionally consistent with changes in related observable data from period to period. The calculation of ECL requires estimation of forward-looking Probability of Default (PD), Loss Given Default (LGD), and Exposure at Default (EAD).

1. Probability of Default ("PD")

Probabilitas yang timbul di suatu waktu dimana debitur mengalami gagal bayar, dikalibrasikan sampai dengan periode 12 bulan dari tanggal laporan (Tahap 1) atau *lifetime* (Tahap 2 dan 3) dan digabungkan pada dampak asumsi ekonomi masa depan yang memiliki risiko kredit. PD diestimasikan pada suatu titik waktu *(point in time)* dimana hal ini berfluktuasi sejalan dengan siklus ekonomi.

2. Loss Given Default ("LGD")

Kerugian yang diperkirakan akan timbul dari debitur yang mengalami gagal bayar dengan menggabungkan dampak dari asumsi ekonomi masa depan yang relevan (jika ada) dimana hal ini mewakili perbedaan antara arus kas kontraktual yang akan jatuh tempo dengan arus kas yang diharapkan untuk diterima. Grup mengestimasikan LGD berdasarkan data historis dari tingkat pemulihan dan memperhitungkan pemulihan yang berasal dari seluruh aset yang dikelola oleh Grup dengan mempertimbangkan asumsi ekonomi masa depan.

3. Exposure of Default ("EAD")

Perkiraan nilai eksposur laporan posisi keuangan pada saat gagal bayar dengan mempertimbangkan bahwa perubahan ekspektasi yang diharapkan selama masa eksposur. Hal ini menggabungkan dampak penarikan fasilitas yang hampir pasti terjadi (*committed*), pembayaran pokok dan bunga, amortisasi dan pembayaran dipercepat, bersama dengan dampak asumsi ekonomi masa depan.

Penghentian Pengakuan Aset dan Liabilitas Keuangan

1. Aset Keuangan

Aset keuangan (atau bagian dari aset keuangan atau kelompok aset keuangan serupa) dihentikan pengakuannya jika:

a. Hak kontraktual atas arus kas yang berasal dari aset keuangan tersebut berakhir;

1. Probability of Default ("PD")

The probability at a point in time that a counterparty will default, calibrated over up to 12-month from the reporting date (Stage 1) or over the lifetime of the product (Stage 2 and 3) and incorporated with the impact of forward-looking economic assumptions that have an effect on credit risk. PD estimated at a point in time that means it will fluctuate in line with the economic cycle.

2. Loss Given Default ("LGD")

The loss that is expected to arise from debitors who defaulted, incorporating the impact of relevant forward-looking economic assumptions (if any), which represents the difference between the contractual cash flows due and those that the Group expects to receive. The Group estimates LGD based on the historical recovery rates and considers the recovery of all assets managed by the Group, taking into account forward-looking economic assumptions.

3. Exposure of Default ("EAD")

The expected statement of financial position exposure at the time of default, taking into account that expected change in exposure over the lifetime of the exposure. This incorporates the impact of drawdowns of committed facilities, repayments of principal and interest, amortization and prepayments, with the impact of forward-looking economic assumptions.

Derecognition of Financial Assets and Liabilities

1. Financial Assets

Financial asset (or, where applicable, a part of a financial asset or part of a group of similar financial assets) is derecognised when:

a. The rights to receive cash flows from the financial asset have expired;

b. Grup tetap mempertahankan hak untuk menerima arus kas dari aset keuangan tersebut, namun juga menanggung liabilitas kontraktual untuk membayar arus kas yang diterima tersebut kepada satu atau lebih pihak penerima melalui suatu kesepakatan; atau

c. Grup telah mengalihkan hak kontraktual untuk menerima arus kas dari aset keuangan dan (i) telah secara substansial mengalihkan seluruh risiko dan manfaat atas aset keuangan, atau (ii) secara substansial tidak mengalihkan atau tidak memiliki seluruh risiko dan manfaat atas aset keuangan, namun telah mengalihkan pengendalian atas aset keuangan tersebut.

2. Liabilitas Keuangan

Liabilitas keuangan dihentikan pengakuannya jika liabilitas keuangan tersebut dilepaskan, dibatalkan, atau telah kedaluarsa.

h. Pengukuran Nilai Wajar

Pengukuran nilai wajar didasarkan pada asumsi bahwa transaksi untuk menjual aset atau mengalihkan liabilitas akan terjadi:
- di pasar utama untuk aset atau liabilitas tersebut atau;
- jika tidak terdapat pasar utama, di pasar yang paling menguntungkan untuk aset atau liabilitas tersebut.

Grup harus memiliki akses ke pasar utama atau pasar yang paling menguntungkan pada tanggal pengukuran.

Nilai wajar aset atau liabilitas diukur menggunakan asumsi yang akan digunakan pelaku pasar ketika menentukan harga aset atau liabilitas tersebut, dengan asumsi bahwa pelaku pasar bertindak dalam kepentingan ekonomi terbaiknya.

Pengukuran nilai wajar aset non-keuangan memperhitungkan kemampuan pelaku pasar untuk menghasilkan manfaat ekonomik dengan menggunakan aset dalam penggunaan tertinggi dan terbaiknya, atau dengan menjualnya kepada pelaku pasar lain yang akan menggunakan aset tersebut dalam penggunaan tertinggi dan terbaiknya.

b. The Group retains the right to receive cash flows from the financial asset, but has assumed an obligation to pay them in full without material delay to a third party under a “pass-through” arrangement; or

c. The Group has transferred its rights to receive cash flows from the asset and either (i) has transferred substantially all the risks and rewards of the financial asset, or (ii) has neither transferred nor retained substantially all the risks and rewards of the financial asset, but has transferred control of the financial asset.

2. Financial Liabilities

A financial liability is derecognised when the obligation under the contract is discharged, cancelled or has expired.

h. Fair Value Measurement

The fair value measurement is based on the presumption that the transaction to sell the asset or transfer the liability takes place either:
- in the principal market for the asset or liability or;
- in the absence of a principal market, in the most advantageous market for the asset or liability.

The Group must have access to the principal or the most advantageous market at the measurement date.

The fair value of an asset or a liability is measured using the assumptions that market participants would use when pricing the asset or liability, assuming that market participants act in their economic best interest.

A fair value measurement of a non-financial asset takes into account a market participant’s ability to generate economic benefits by using the asset in its highest and best use or by selling it to another market participant that would use the asset in its highest and best use.

Ketika Grup menggunakan teknik penilaian, maka Grup memaksimalkan penggunaan input yang dapat diobservasi yang relevan dan meminimalkan penggunaan input yang tidak dapat diobservasi.

When the Group uses valuation techniques, it maximizes the use of relevant observable inputs and minimizing the use of unobservable inputs.

Seluruh aset dan liabilitas yang mana nilai wajar aset atau liabilitas tersebut diukur atau diungkapkan, dikategorikan dalam hierarki nilai wajar sebagai berikut:

- Level 1 - harga kuotasian (tanpa penyesuaian) di pasar aktif untuk aset atau liabilitas yang identik;
- Level 2 - teknik penilaian dimana level input terendah yang signifikan terhadap pengukuran nilai wajar dapat diobservasi, baik secara langsung maupun tidak langsung;
- Level 3 - teknik penilaian dimana level input terendah yang signifikan terhadap pengukuran nilai wajar tidak dapat diobservasi.

All assets and liabilities for which fair value is measured or disclosed in the financial statements are categorized within the fair value hierarchy as follows:

- Level 1 - quoted (unadjusted) market prices in active markets for identical assets or liabilities;
- Level 2 - valuation techniques for which the lowest level input that is significant to the fair value measurement is directly or indirectly observable;
- Level 3 - valuation techniques for which the lowest level input that is significant to the fair value measurement is unobservable.

Untuk aset dan liabilitas yang diukur pada nilai wajar secara berulang dalam laporan keuangan konsolidasian, maka Grup menentukan apakah telah terjadi transfer di antara level hierarki dengan menilai kembali pengkategorian level nilai wajar pada setiap akhir periode pelaporan.

For assets and liabilities that are recognised in the consolidated financial statements on a recurring basis, the Group determines whether there are transfers between levels in the hierarchy by re-assessing categorization at the end of each reporting period.

i. Efek-efek

Efek-efek yang dimiliki terdiri dari Sertifikat Bank Indonesia, Sertifikat Deposito Bank Indonesia, obligasi, Reksadana, surat utang jangka menengah, tagihan wesel ekspor, dan efek-efek pasar uang dan pasar modal lainnya. Efek-efek disajikan dalam akun “Investasi jangka pendek”.

i. Securities

Securities consist of SBI, Bank Indonesia Deposit Certificates, bonds, mutual funds, medium-term debt securities, export bills, and other money market and capital market securities. Securities are presented as short term investments.

Obligasi terdiri dari Obligasi Pemerintah dan Obligasi Korporasi yang dibeli dari pasar.

Bonds consist of Government Bonds and Corporate Bonds purchased from the market.

Investasi Sukuk

Investment in Sukuk

Investasi sukuk yang diukur pada biaya perolehan pada awalnya diakui sebesar biaya perolehan, termasuk biaya transaksi. Selisih antara biaya perolehan dan nilai nominal diamortisasi secara garis lurus selama jangka waktu sukuk dan diakui dalam laba rugi. Rugi penurunan nilai diakui dalam laba rugi apabila jumlah terpulihkan lebih kecil daripada jumlah tercatat.

Investment in sukuk is initially measured at cost, including transaction costs. The difference between the acquisition cost and the nominal value is amortized on a straight-line basis over the term of the sukuk. If indication of impairment exists then the amount of impairment loss is measured as the difference between the recoverable amount of sukuk and its carrying value.

Investasi sukuk yang diukur pada nilai wajar melalui laba rugi pada awalnya diakui sebesar biaya perolehan, tidak termasuk biaya transaksi. Setelah pengakuan awal, selisih antara nilai wajar dan jumlah tercatat diakui dalam laba rugi.

Investment in sukuk measured at fair value through profit or loss are initially recognised at cost, excluding transaction costs. After initial recognition, the difference between the fair value and the carrying amount is recognised in profit or loss.

Investasi sukuk yang diukur pada nilai wajar melalui penghasilan komprehensif lain pada awalnya diakui sebesar biaya perolehan, termasuk biaya transaksi. Setelah pengakuan awal, selisih antara biaya perolehan dan nilai nominal diamortisasi secara garis lurus selama jangka waktu sukuk dan diakui dalam laba rugi. Keuntungan atau kerugian dari perubahan nilai wajar diakui dalam penghasilan komprehensif lain. Ketika investasi sukuk dihentikan pengakuannya, akumulasi keuntungan atau kerugian yang sebelumnya diakui dalam penghasilan komprehensif lain direklasifikasi ke laba rugi sebagai penyesuaian reklasifikasi. Rugi penurunan nilai diakui dalam laba rugi apabila jumlah terpulihkan lebih kecil daripada jumlah tercatat, setelah memperhitungkan saldo dalam penghasilan komprehensif lain.

Investment in sukuk measured at fair value through other comprehensive income are initially recognised at cost, including transaction costs. After initial recognition, the difference between the acquisition cost and nominal value is amortized on straight-line basis over the term of the sukuk and recognised in profit or loss. Gains or losses from changes in fair value is recognised in other comprehensive income. When the investments in sukuk are derecognised, the cumulative gain or loss previously recognised in other comprehensive income is reclassified to profit or loss as a reclassification adjustment. An impairment loss is recognised in profit or loss when the recoverable amount is less than the carrying amount, after taking into account the balance in other comprehensive income.

j. Efek yang Dibeli dengan Janji Jual Kembali dan Efek yang Dijual dengan Janji Beli Kembali

j. Securities Purchased Under Agreements to Resell and Securities Sold Under Agreements to Repurchase

Efek yang Dibeli dengan Janji Jual Kembali *(Reverse Repo)*

Efek yang dibeli dengan janji dijual kembali *(reverse repo)* disajikan sebagai tagihan sebesar harga jual kembali yang disepakati dikurangi dengan selisih antara harga beli dan harga jual kembali yang disepakati (pendapatan bunga yang ditangguhkan) dan cadangan kerugian penurunan nilai. Selisih antara harga beli dan harga jual kembali yang disepakati tersebut diamortisasi dengan menggunakan suku bunga efektif sebagai pendapatan bunga selama jangka waktu sejak efek itu dibeli hingga saat dijual kembali.

Securities Purchased Under Agreements to Resell (Reverse Repo)

Securities purchased under resale agreements (reverse repo) are presented as receivables at the agreed resale price net of the difference between the purchase price and agreed resale price (unearned interest income) and allowance for impairment losses. The difference between the purchase price and the agreed resale price are amortised using effective interest rate as interest income over the period, commencing from the acquisition date to the resale date.

Efek yang Dijual dengan Janji Beli Kembali *(Repo)*

Efek yang dijual dengan janji beli kembali (*repo*) diakui sebagai liabilitas sebesar harga pembelian kembali yang disepakati dengan nasabah dikurangi beban bunga yang belum diamortisasi. Selisih antara harga jual dan harga beli kembali diperlakukan sebagai bunga dibayar dimuka dan diakui sebagai beban bunga sesuai dengan jangka waktu sejak efek dijual hingga dibeli kembali. Efek yang dijual tetap dicatat sebagai aset dalam laporan posisi keuangan karena kepemilikan efek tetap berada pada pihak Perusahaan sebagai penjual.

Securities Sold Under Agreements to Repurchase (Repo)

Securities sold under agreements to repurchase (repo) are recognised as liabilities at the repurchase price agreed with the customer less unamortized interest expense. The difference between the selling price and the repurchase price is treated as prepaid interest expense and recognised as interest expense over the period from the sale of securities until it is repurchased. Securities sold are recorded as assets in statements of financial position since the ownership of the securities remains with the Company as the seller.

k. Piutang Pembiayaan Multiguna

Pembiayaan multiguna adalah kegiatan pembiayaan untuk pengadaan barang berdasarkan kebutuhan konsumen dengan pembayaran secara angsuran.

Sehubungan dengan pembiayaan bersama dan penerusan kredit dengan pihak lain, kewajiban Grup adalah melakukan penagihan dan administrasi dari piutang-piutang yang dialihkan. Selisih antara suku bunga yang dibebankan Grup kepada nasabah dengan suku bunga yang ditetapkan oleh investor merupakan pendapatan bagi Grup dan dikreditkan langsung dalam akun “Pendapatan pembiayaan multiguna” pada laba rugi.

Apabila pembiayaan bersama dan penerusan kredit dilakukan secara *with recourse*, Grup akan membukukan aset dan liabilitas dari transaksi tersebut. Namun apabila dilakukan secara *without recourse*, aset dari transaksi tersebut akan disajikan secara bersih di laporan posisi keuangan konsolidasian.

Piutang dinyatakan tidak tertagih apabila debitur sudah tidak mampu membayar dan atau sulit untuk ditagih, serta telah menunggak lebih dari 90 hari untuk pembiayaan motor dan 120 hari untuk pembiayaan mobil.

Grup melakukan penarikan jaminan atas kendaraan apabila setelah dikeluarkannya Surat Peringatan (SP) sebanyak 2 kali dan konsumen tidak melakukan pembayaran. Ketika jaminan kendaraan ditarik dari konsumen, piutang pembiayaan multiguna dihapuskan.

Ketika suatu piutang tidak tertagih, piutang tersebut dihapus buku dengan menjurnal balik cadangan kerugian penurunan nilai. Piutang tersebut dapat dihapus buku setelah semua prosedur yang diperlukan telah dilakukan dan jumlah kerugian telah ditentukan. Penerimaan kembali atas piutang yang telah dihapusbukukan pada periode berjalan ataupun periode yang telah lalu, dikreditkan pada akun cadangan kerugian penurunan nilai.

l. Transaksi Sewa

Grup menerapkan PSAK No. 116 yang mensyaratkan pengakuan liabilitas sewa sehubungan dengan sewa yang sebelumnya diklasifikasikan sebagai ‘sewa operasi’.

k. Multipurpose Financing Receivables

Multipurpose financing is financing activity for procurement of goods based on the needs of consumer with payment by installments.

In relation to joint multipurpose financing transactions and channeling of multipurpose financing receivables with other parties, the Group’s responsibility is to collect and administer the transferred multipurpose financing receivables. The difference between the interest charged to the customers by the Group and the interest charged by the investors is recognised as income by the Group and directly credited to the “Multipurpose financing income” account in the profit or loss.

In joint financing and credit channeling transactions on a with recourse basis, the Group recognizes assets or liabilities in its books. In joint financing and credit channeling transactions on a without recourse basis, the assets are presented at net amounts in the consolidated statements of financial position.

Receivables are deemed uncollectible if the debtors are unable to pay and, and have been delinquent for more than 90 days for the financing of the motor vehicle and 120 days for car financing.

The Group repossesses the collateral – vehicle if the consumers had not made payments despite issuance of two collection letters. When the collateral-vehicle has been repossessed from the consumers, the consumer financing receivables are written off.

When the receivables are uncollectible, those are written-off by reversing the allowance for impairment loss. Receivables are written-off after all the necessary procedures have been conducted and the amount of the loss has been determined. Recoveries on receivables written off in the current period or in prior periods are credited to allowance for impairment losses.

l. Lease Transactions

The Group has applied SFAS No. 116, which set the requirement for the recognition of lease liabilities in relation to leases which had been previously classified as operating lease.

Sebagai penyewa

Pada tanggal permulaan kontrak, Grup menilai apakah kontrak merupakan, atau mengandung, sewa. Suatu kontrak merupakan atau mengandung sewa jika kontrak tersebut memberikan hak untuk mengendalikan penggunaan aset identifikasian selama suatu jangka waktu untuk dipertukarkan dengan imbalan.

Untuk menilai apakah kontrak memberikan hak untuk mengendalikan penggunaan aset identifikasian, Grup harus menilai apakah:

- Grup memiliki hak untuk mendapatkan secara substansial seluruh manfaat ekonomi dari penggunaan aset identifikasian; dan

- Grup memiliki hak untuk mengarahkan penggunaan aset identifikasian. Grup memiliki hak ini ketika Grup memiliki hak untuk pengambilan keputusan yang relevan tentang bagaimana dan untuk tujuan apa aset digunakan telah ditentukan sebelumnya dan:
  1. Grup memiliki hak untuk mengoperasikan aset;
  2. Grup telah mendesain aset dengan cara menetapkan sebelumnya bagaimana dan untuk tujuan apa aset akan digunakan selama periode penggunaan.

Pada tanggal awal dimulainya kontrak atau pada tanggal penilaian kembali atas kontrak yang mengandung sebuah komponen sewa, Grup mengalokasikan imbalan dalam kontrak ke masing-masing komponen sewa berdasarkan harga tersendiri relatif dari komponen sewa dan harga tersendiri agregat dari komponen nonsewa.

Pada tanggal permulaan sewa, Grup mengakui aset hak-guna dan liabilitas sewa. Kecuali sewa jangka pendek dan sewa aset pendanaan yang bernilai rendah. Aset hak-guna diukur pada biaya perolehan, dimana meliputi jumlah pengukuran awal liabilitas sewa yang disesuaikan dengan pembayaran sewa yang dilakukan pada atau sebelum tanggal permulaan.

Aset hak-guna kemudian disusutkan menggunakan metode garis lurus dari tanggal permulaan hingga tanggal yang lebih awal antara akhir umur manfaat aset hak-guna atau akhir masa sewa.

As Lessee

At the inception of a contract, the Group assesses whether the contract is, or contains, a lease. A contract is or contains a lease if the contract conveys the right to control the use of an identified assets for a period of time in exchange for consideration.

To assess whether a contract conveys the right to control the use of an identified asset, the Group shall assesses whether:

- The Group has the right to obtain substantially all the economic benefits from use of the asset throughout the period of use; and

- The Group has the right to direct the use of the asset. The Group has this right when it has the decision-making rights that are the most relevant to changing how and for what purpose the asset is used are predetermined:
  1. The Group has the right to operate the asset;
  2. The Group has designed the asset in a way that predetermined how and for what purpose it will be used.

At the inception or on reassessment of a contract that contains a lease component, the Group allocates the consideration in the contract to each lease component on the basis of their relative stand-alone prices and the aggregate stand-alone price of the non-lease components.

The Group recognizes a right-of-use assets and a lease liability at the lease commencement date. Except for short term leases and leases of low value assets. The right of-use assets are initially measured at cost, which comprises the initial amount of the lease liability adjusted for any lease payment made at or before the commencement date.

The right-of-use assets are subsequently depreciated using the straight-line method from the commencement date to the earlier of the end of the useful life of the right-of-use assets or the end of the lease term.

Liabilitas sewa diukur pada nilai kini pembayaran sewa yang belum dibayar pada tanggal permulaan, didiskontokan dengan menggunakan suku bunga implisit dalam sewa atau jika suku bunga tersebut tidak dapat ditentukan, maka menggunakan suku bunga pinjaman inkremental. Pada umumnya, Grup menggunakan suku bunga pinjaman inkremental sebagai tingkat bunga diskonto.

Pembayaran sewa yang termasuk dalam pengukuran liabilitas sewa meliputi pembayaran berikut ini:
- pembayaran tetap, termasuk pembayaran tetap secara substansi;
- pembayaran sewa variabel yang bergantung pada indeks atau suku bunga yang pada awalnya diukur dengan menggunakan indeks atau suku bunga pada tanggal permulaan;
- jumlah yang diperkirakan akan dibayarkan oleh penyewa dengan jaminan nilai residual;
- harga eksekusi opsi beli jika Grup cukup pasti untuk mengeksekusi opsi tersebut; dan
- penalti karena penghentian awal sewa kecuali jika Grup cukup pasti untuk tidak menghentikan lebih awal.

Pembayaran sewa dialokasikan menjadi bagian pokok dan biaya keuangan. Biaya keuangan dibebankan pada laba rugi selama periode sewa sehingga menghasilkan tingkat suku bunga periodik yang konstan atas saldo liabilitas untuk setiap periode.

Sebagai pesewa

Ketika Grup bertindak sebagai pesewa, Grup mengklasifikasi masing-masing sewanya baik sewa operasi atau sewa pembiayaan.

Untuk mengklasifikasi masing-masing sewa, Grup membuat penilaian secara keseluruhan atas apakah sewa mengalihkan secara substansial seluruh risiko dan manfaat yang terkait dengan kepemilikan aset pendasar. Jika penilaian membuktikan hal tersebut, maka sewa diklasifikasikan sebagai sewa pembiayaan; jika tidak maka, merupakan sewa operasi. Sebagai bagian dari penilaian ini, Grup mempertimbangkan beberapa indikator seperti apakah masa sewa adalah sebagian besar dari umur ekonomik aset pendasar.

The lease liability is initially measured at the present value of the lease payments that are not paid at the commencement date, discounted using the interest rate implicit in the lease or, if that rate cannot be readily determined, using incremental borrowing rate. Generally, the Group uses its incremental borrowing rate as the discount rate.

Lease payments included in the measurement of the lease liability comprise the following:

- fixed payments, including in-substance fixed payments;
- variable lease payments that depend on an index or a rate, initially measured using the index or rate as at the commencement date;
- amounts expected to be payable under a residual value guarantee;
- the exercise price under a purchase option that the Group is reasonably certain to exercise; and
- penalties for early termination of a lease unless the Group is reasonably certain not to terminate early.

Each lease payment is allocated between the liability and finance cost. The finance cost is charged to profit or loss over the lease period so as to produce a constant periodic rate of interest on the remaining balance of the liability for each period.

As Lessor

When the Group acts as a lessor, it shall classify each of its leases as either an operating lease or a finance lease.

To classify each lease, the Group makes an overall assessment of whether the lease transfers substantially all of the risks and rewards incidental to ownership of the underlying asset. If this is the case, then the lease is classified as a finance lease; if not, then it is an operating lease. As part of this assessment, the Group considers certain indicators such as whether the lease term is for the major part of the economic life of the underlying asset.

m. Piutang Sewa Pembiayaan

Piutang Sewa pembiayaan adalah kegiatan pembiayaan dalam bentuk penyediaan barang oleh perusahaan pembiayaan untuk digunakan debitur selama jangka waktu tertentu, yang mengalihkan secara substansial manfaat dan risiko atas barang yang dibiayai.

Jumlah yang terutang dari *lessee* dalam sewa pembiayaan dicatat sebesar jumlah piutang sewa pembiayaan. Piutang sewa pembiayaan terdiri dari jumlah piutang sewa ditambah nilai residu yang dijamin (harga opsi) yang akan diterima pada akhir masa sewa, dikurangi penghasilan pembiayaan tangguhan, simpanan jaminan, dan cadangan kerugian penurunan nilai.

Selisih antara piutang sewa pembiayaan ditambah nilai residu yang dijamin dengan biaya perolehan aset sewaan dicatat sebagai penghasilan pembiayaan tangguhan dan dialokasikan sebagai pendapatan selama masa sewa berdasarkan suatu tingkat pengembalian berkala yang tetap dari piutang sewa pembiayaan. Perusahaan tidak mengakui pendapatan bunga dari piutang sewa pembiayaan yang telah menunggak pembayaran lebih dari 90 hari. Pendapatan tersebut diakui pada saat pendapatan tersebut diterima.

Pada awal masa sewa, apabila aset sewaan memiliki nilai residu pada akhir periode sewa, *lessee* diwajibkan untuk memberikan simpanan jaminan yang akan diperhitungkan dengan nilai aset sewa pada akhir masa sewaan, bila hak opsi dilaksanakan *lessee*. Apabila hak opsi tidak dilaksanakan, simpanan jaminan tersebut akan dikembalikan kepada *lessee*.

Apabila aset sewaan dijual kepada *lessee* sebelum masa sewa berakhir, maka perbedaan harga jual dengan investasi neto pembiayaan dicatat sebagai keuntungan atau kerugian pada saat terjadinya.

n. Pembiayaan Modal Kerja dengan Skema Anjak Piutang

Pembiayaan modal kerja skema anjak piutang adalah pembiayaan untuk pembiayaan modal usaha dengan jangka waktu 1 sampai 2 tahun.

Piutang pembiayaan modal kerja skema anjak piutang dihapusbukukan dengan mendebit cadangan kerugian penurunan nilai pada saat manajemen berpendapat bahwa konsumen tersebut harus dihapuskan karena secara operasional konsumen sudah tidak mampu membayar atau sulit untuk ditagih.

m. Finance Leases Receivables

Finance lease receivables is a financing activity in the form of providing goods by a financing company for use by a debtor for a certain period of time, which transfers substantially the benefits and risks of the items being financed.

Amount due from lessees under finance leases are recorded at the amount of the finance lease receivable. Finance lease receivable consist of the total lease receivables plus the guaranteed residual value (option price) to be received at the end of the lease period, less unearned lease income, security deposits, and allowance for impairment losses.

The difference between the finance lease receivables plus the guaranteed residual value and the acquisition cost of the leased assets is recorded as unearned lease income. This is recognised as finance lease income over the lease period at a periodic rate of return on the finance lease receivables. The Group does not recognize interest income from finance lease receivables which are overdue for more than 90 days. Such interest income is recognised as income when already received.

At the inception of the lease, if the leased asset has residual value at the end of the lease period, the lessee is required to make a security deposit which will be applied as payment to the purchase option price of the leased asset at the end of the lease period if the option to purchase is exercised by the lessee. Otherwise, the security deposit will be returned to the lessee at the end of the lease period.

If the lease assets are sold to the lessee before the end of the lessee before the end of the lease period, the difference between the sales price and the finance lease receivable is recorded as gain or loss at the time of sale.

n. Working Capital Financing with Factoring Scheme receivables

Working capital financing through the accounts receivable factoring scheme is a form of business capital financing with a duration of 1 to 2 years.

Working capital financing with factoring scheme receivables are written off through allowance for impairment losses when management believes that the accounts should be written off because the consumers are unable to pay or difficult to be collected.

o. Kredit Diberikan dan Piutang/Pembiayaan Syariah

Kredit diberikan adalah penyediaan uang atau tagihan yang dapat disetarakan dengan kas, berdasarkan persetujuan atau kesepakatan pinjam-meminjam dengan debitur yang mewajibkan debitur untuk melunasi utang berikut bunganya setelah jangka waktu tertentu.

Termasuk dalam kredit yang diberikan adalah pembiayaan syariah yang terdiri dari piutang murabahah, piutang qardh, pembiayaan musyarakah, pembiayaan mudharabah dan piutang ijarah.

Murabahah adalah akad jual beli barang dengan harga jual sebesar biaya perolehan ditambah keuntungan (marjin) yang disepakati dan penjual harus mengungkapan biaya perolehan barang tersebut kepada pembeli.

Qardh adalah akad pinjam meminjam dana tanpa imbalan dengan liabilitas pihak peminjam mengembalikan pokok pinjaman secara sekaligus atau cicilan dalam jangka waktu tertentu.

Musyarakah adalah akad kerjasama antara dua pihak atau lebih untuk suatu usaha tertentu, dimana masing-masing pihak memberikan kontribusi dana dengan ketentuan bahwa keuntungan dibagi berdasarkan kesepakatan sedangkan kerugian berdasarkan porsi kontribusi dana. Dana tersebut meliputi kas atau aset nonkas yang diperkenankan oleh syariah.

Mudharabah adalah akad kerjasama usaha antara bank sebagai pemilik dana (shahibul maal) dan nasabah selaku pengelola dana (mudharib), menjalankan usaha dengan penentuan awal keuntungan dan kerugian (nisbah). Ijarah adalah akad sewa-menyewa antara pemilik (objek sewa) dan penyewa untuk mendapatkan imbalan atas objek sewa yang disewakannya.

Pembiayaan syariah dengan akad murabahah disajikan sebesar jumlah pembiayaan dikurangi cadangan kerugian penurunan nilai sesuai dengan PSAK No. 402 (Amandemen 2019).

Ketika kredit yang diberikan tidak tertagih, kredit tersebut dihapus buku dengan menjurnal balik cadangan kerugian penurunan nilai. Kredit yang diberikan tersebut dapat dihapus buku setelah semua prosedur yang diperlukan telah dilakukan dan jumlah kerugian telah ditentukan.

o. Loan and Receivables/Sharia Financing

Loans represent provision of cash or cash equivalents based on agreements with borrowers, where borrowers required to repay their debts with interest after specified periods.

Loans include sharia financing which consist of murabahah receivables, qardh receivables, musyarakah financing, mudharabah financing and ijarah receivables.

Murabahah is an agreement for the sale and purchase of goods with sales price equivalent to cost plus agreed margin, and the seller should inform the purchased cost to buyer.

Qardh is a loan/borrowing funds without profit wherein the borrower return the principal of the loan at lump sum or on installment over certain period.

Musyarakah is an agreement between investors (musyarakah partners) to have a join-venture in a partnership, at an agreed nisbah sharing portion, while losses will be proportionately distributed based on the capital contribution. These funds including cash or non-cash assets which are allowed by sharia.

Mudharabah is an agreement between the bank as an owner of funds (shahibul maal) and customer as a fund manager (mudharib) to run a business with pre-defined terms of (nisbah) gain or loss. Ijarah is a lease agreement between the lessor (lease object) and lessee to get margin from leased object.

Sharia financing with murabahah contract is presented at the financing amount less allowance for impairment losses in accordance with SFAS No. 402 (Amendment 2019).

For uncollected loans, the loans are written off by reversing the journal of allowance for impairment losses. Such loans can be written-off after all the necessary procedures have been performed and the amount of the loss has been determined.

Kriteria debitur yang dapat dihapusbukukan meliputi:

1. Fasilitas kredit telah mengalami penurunan nilai;
2. Fasilitas kredit telah dibentuk cadangan kerugian penurunan nilai sebesar 100% dari pokok kredit;
3. Telah dilakukan berbagai upaya penagihan dan pemulihan, namun tidak berhasil;
4. Usaha debitur sudah tidak mempunyai prospek atau kinerja debitur buruk atau tidak ada kemampuan membayar;
5. Hapus buku dilakukan terhadap semua kewajiban kredit, termasuk dari fasilitas pinjaman nontunai sehingga penghapusan tidak dapat dilakukan pada beberapa kewajiban kreditnya (penghapusan sebagian).

Apabila aset yang dijaminkan diambil alih, maka entitas anak akan menjurnal balik cadangan kerugian penurunan nilai dan mengakui agunan yang diambil alih yang diukur pada nilai yang lebih rendah antara nilai tercatat dan nilai wajar setelah dikurangi biaya untuk menjual.

Ketika terjadi penerimaan kembali kredit yang dihapus buku, entitas anak mencatat penerimaan kembali tersebut dengan mengkreditkan pemulihan kerugian penurunan nilai aset keuangan.

Restrukturisasi kredit meliputi modifikasi persyaratan kredit, konversi kredit menjadi saham atau instrumen keuangan lainnya dan/atau kombinasi dari keduanya. Dalam restrukturisasi kredit yang mengkonversi kredit menjadi saham, entitas anak memperoleh penyertaan modal sementara. Dengan mengacu pada PBI No. 15/11/PBI/2013 tentang Prinsip Kehati-hatian dalam Kegiatan Penyertaan Modal, pelepasan atau divestasi atas penyertaan modal sementara wajib dilakukan apabila penyertaan modal sementara telah melebihi jangka waktu paling lama 5 (lima) tahun atau perusahaan tempat penyertaan modal sementara telah memperoleh laba kumulatif.

Kredit yang direstrukturisasi disajikan sebesar nilai yang lebih rendah antara nilai tercatat kredit pada tanggal restrukturisasi atau nilai tunai penerimaan kas masa depan setelah restrukturisasi. Kerugian akibat selisih antara nilai tercatat kredit pada tanggal restrukturisasi dengan nilai tunai penerimaan kas masa depan setelah restrukturisasi diakui sebagai laba/rugi. Setelah restrukturisasi, semua penerimaan kas masa depan yang ditetapkan dalam persyaratan baru dicatat sebagai pengembalian pokok kredit yang diberikan dan pendapatan bunga sesuai dengan syarat-syarat restrukturisasi.

Criteria of the debtor that can be written off include:

1. The credit facilities have been impaired;
2. The credit facility has been provided with allowance for impairment losses amounting to 100% of the loan principal;
3. Efforts for billing and recovery have been made, but to no avail;
4. The debtor's business has no longer has prospects or has poor performance or no ability to pay;
5. The write–off are perfomed for all loan obligations, including those from noncash loan facility so that the write-offs can not be done on some of its loan obligations (partial write-off);

If the assets pledged as collateral are foreclosed, then the subsidiary should reverse the allowance for impairment losses and recognize foreclosed properties that are measured at the lower of carrying amount and fair value less costs to sell.

When there is a collection from previous write-off loan, the subsidiary records this recovery as a credit to recovery of impairment losses on financial assets.

Loan restructuring may involve a modification of the terms of the loans, conversion of loans into equity or other financial instruments and/or a combination of both. In restructuring credit that converted credit become shares, the subsidiary obtains participation of temporary investment. In accordance with Bank Indonesia Regulation (PBI) No. 15/11/PBI/ 2013 on the Precautionary Principle Capital Investment Activity, release or divestment to participation of temporary investment is mandatory if the participation of temporary investment has exceeded the maximum period of 5 (five) years or the company where investment of temporary investment have obtained a cumulative profit.

Restructured loans are stated at the lower of carrying value of the loan at the time of restructuring or net present value of the total future cash receipts after restructuring. Losses arising from any excess of the carrying value of the loan at the time of restructuring over the net present value of the total future cash receipts after restructuring are recognised as profit/loss. Thereafter, all cash receipts under the new terms shall be accounted for as a return of principal and interest income, in accordance with the restructuring scheme.

p. Tagihan dan liabilitas akseptasi

Tagihan akseptasi diklasifiaksi sebagai aset keuangan dalam kelompok biaya perolehan diamortisasi. Liabilitas akseptasi diklasifikasikan sebagai liabilitas keuangan yang diukur dengan biaya perolehan dimortisasi. Lihat catatan 2g untuk kebijakan akuntansi atas asset dan liabilitas keuangan.

p. Acceptances receivable and payable

Acceptance receivables are classified as financial assets measured at amortized cost. Acceptance liabilities are classified financial liabiltiies measured at amortized cost. Refer to Note 2g for the accounting policies of financial assets and liabilities.

q. Aset Ijarah

Aset ijarah, yakni kendaraan bermotor, mesin, alat berat dan piranti lunak, disusutkan atau diamortisasi sesuai dengan jangka waktu sewa atau umur ekonomis aset, mana yang lebih pendek, dimana pada akhir masa akad, aset tersebut akan dihibahkan ke penyewa.

Untuk akad ijarah *muntahiyah bitamlik* (sewa pembiayaan), apabila pada saat perpindahan kepemilikan aset ijarah dari pemilik kepada penyewa dilakukan dengan cara hibah, maka jumlah tercatat aset ijarah diakui sebagai beban.

Pendapatan sewa selama masa akad diakui pada saat manfaat atas aset telah diserahkan kepada penyewa.

Pendapatan ijarah disajikan secara neto setelah dikurangi beban yang terkait yakni penyusutan dan pemeliharaan serta perbaikan. Pendapatan ijarah neto disajikan sebagai bagian dari “pendapatan bunga dan bagi hasil” dalam laba rugi.

q. Ijarah Assets

Ijarah assets, such as motorcycle, machinery, heavy equipment and software are depreciated or amortized over the lease term or the economic lives of assets, whichever is shorter, where at the end of the contract period, these assets are given to lessee.

For the ijarah muntahiyah bitamlik contracts (lease financing), if at the time of transfer of ownership of the asset from the owner to the lessee by grant, then the carrying amount is recognised as an ijarah asset expense.

Lease income during lease term is recognised when the benefits of assets have been handed over to the lessee.

Ijarah income is presented net of related expenses such as, depreciation, maintenance and repairs expenses. Ijarah net income is presented as part of "interest and profit sharing income" in profit or loss.

r. Transaksi Efek

Transaksi pembelian dan penjualan efek baik untuk nasabah maupun untuk portofolio efek Grup, diakui pada saat timbulnya perikatan atas transaksi efek tersebut (tanggal transaksi).

Pembelian efek untuk nasabah dicatat sebagai piutang nasabah dan utang kepada PT Kliring Penjaminan Efek Indonesia (KPEI), sedangkan penjualan efek dicatat sebagai piutang dari KPEI dan utang nasabah.

Pada tanggal penyelesaian, kegagalan untuk menyelesaikan transaksi pembelian efek dicatat sebagai gagal terima dan disajikan di laporan posisi keuangan konsolidasian sebagai liabilitas, sedangkan kegagalan untuk menyelesaikan transaksi penjualan efek dicatat sebagai gagal serah dan disajikan sebagai aset.

r. Securities Transactions

Purchase and sale transactions of securities both for customers and the Group’s portfolio are recognised once those securities transactions have been agreed to on transaction date.

Purchases of securities for the interest of customers are recorded as receivables from customers and payable to PT Kliring Penjaminan Efek Indonesia (KPEI), while sales of such securities are recorded as receivables from KPEI and payables to customers.

On the settlement date, failure in the settlement of securities purchased is recorded as failure to receive account and presented in the consolidated statements of financial position as a liability, while failure in settlement of securities sold is recorded as failure to deliver account and is presented in the consolidated statements of financial position as an asset.

Penerimaan dana dari nasabah pemilik rekening dalam rangka pembelian efek, pembayaran dan penerimaan atas transaksi pembelian dan penjualan efek untuk nasabah pemilik rekening dicatat sebagai rekening nasabah. Saldo dana pada rekening nasabah disajikan di laporan posisi keuangan konsolidasian sebagai liabilitas, sedangkan kekurangan dana pada rekening nasabah disajikan sebagai aset.

Funds received from the customers in connection with the securities purchased for their accounts, and payments and receipts related to purchases and sales of securities on behalf of the customers are recorded as customers' accounts. The remaining positive fund balance on customers' accounts is presented in the consolidated statements of financial position as a liability, while receivable balances are presented as an asset.

s. Investasi pada Entitas Asosiasi

s. Investments in Associates

Hasil usaha dan aset dan liabilitas entitas asosiasi dicatat dalam laporan keuangan konsolidasian menggunakan metode ekuitas.

The results and assets and liabilities of associates are incorporated in these consolidated financial statements using the equity method of accounting.

Dalam metode ekuitas, pengakuan awal investasi pada entitas asosiasi diakui pada laporan posisi keuangan konsolidasian sebesar biaya perolehan dan selanjutnya disesuaikan untuk mengakui bagian Grup atas laba rugi dan penghasilan komprehensif lain dari entitas asosiasi. Jika bagian Grup atas rugi entitas asosiasi adalah sama dengan atau melebihi kepentingannya pada entitas asosiasi, maka Grup menghentikan pengakuannya atas rugi lebih lanjut. Kerugian lebih lanjut diakui hanya jika Grup memiliki kewajiban konstruktif atau hukum atau melakukan pembayaran atas nama entitas asosiasi.

Under the equity method, an investment in an associate is initially recognised in the consolidated statement of financial position at cost and adjusted there after to recognize the Group's share of the profit or loss and other comprehensive income of the associate. When the Group's share of losses of an associate exceeds the Group's interest in that associate, the Group discontinues recognizing its share of further losses. Additional losses are recognised only to the extent that the Group has incurred legal or constructive obligations or made payments on behalf of the associate.

Investasi pada entitas asosiasi dicatat menggunakan metode ekuitas sejak tanggal investasi tersebut memenuhi definisi entitas asosiasi. Pada saat perolehan investasi, setiap selisih lebih antara biaya perolehan investasi dengan bagian Grup atas nilai wajar neto aset dan liabilitas teridentifikasi dari *investee* diakui sebagai *goodwill*, yang termasuk dalam nilai tercatat investasi. Setiap selisih lebih bagian Grup atas nilai wajar neto aset dan liabilitas teridentifikasi terhadap biaya perolehan investasi langsung diakui dalam laba rugi pada periode perolehan investasi.

An investment in an associate is accounted for using the equity method from the date on which the investee becomes an associate. On acquisition of the investment in an associate, any excess of the cost of the investment over the Group's share of the net fair value of the identifiable assets and liabilities of the investee is recognised as goodwill, which is included within the carrying amount of the investment. Any excess of the Group's share of the net fair value of the identifiable assets and liabilities over the cost of the investment is recognised immediately in profit or loss in the period in which the investment is acquired.

Pada setiap tanggal pelaporan, Grup menentukan apakah terdapat penurunan nilai yang harus diakui atas investasi Grup pada entitas asosiasi.

The Group determines at each reporting date whether it is necessary to recognize any impairment loss with respect to the Group's investment in an associate.

Ketika entitas dalam Grup melakukan transaksi dengan entitas asosiasi milik Grup, keuntungan atau kerugian yang dihasilkan dari transaksi tersebut diakui dalam laporan keuangan konsolidasian Grup hanya sebatas kepentingan para pihak dalam asosiasi yang tidak terkait dengan Grup.

When an entity in the Group transacts with an associated entity of the Group, gains and losses resulting from the transactions with the associate are recognised in the Group's consolidated financial statements only to the extent of interests in the associate that are not related to the Group.

t. Properti Investasi

Properti investasi diukur sebesar biaya perolehan, termasuk biaya transaksi, setelah dikurangi dengan akumulasi penyusutan dan kerugian penurunan nilai, jika ada. Jumlah tercatat termasuk biaya penggantian untuk bagian tertentu dari properti investasi yang telah ada pada saat beban terjadi, jika kriteria pengakuan terpenuhi, dan tidak termasuk biaya perawatan sehari-hari properti investasi. Properti investasi berupa bangunan disusutkan dengan metode garis lurus (*straight-line method*) dengan persentase penyusutan sebesar 5% per tahun.

Properti investasi dihentikan pengakuannya (dikeluarkan dari laporan posisi keuangan konsolidasian) pada saat pelepasan atau ketika properti investasi tersebut tidak digunakan lagi secara permanen dan tidak memiliki manfaat ekonomis di masa depan yang dapat diharapkan pada saat pelepasannya. Keuntungan atau kerugian yang timbul dari penghentian atau pelepasan properti investasi diakui dalam laba rugi dalam tahun terjadinya penghentian atau pelepasan tersebut.

Transfer ke properti investasi dilakukan jika, dan hanya jika, terdapat perubahan penggunaan, yang ditunjukkan dengan berakhirnya pemakaian oleh pemilik atau dimulainya sewa operasi ke pihak lain. Transfer dari properti investasi dilakukan jika, dan hanya jika, terdapat perubahan penggunaan, yang ditunjukkan dengan dimulainya penggunaan oleh pemilik atau dimulainya pengembangan untuk dijual.

t. Investment Properties

Investment properties are measured at cost, including transaction costs, less accumulated depreciation and any impairment loss. The carrying amount includes the cost of replacing part of an existing investment property at the time that cost is incurred if the recognition criteria are met; and excludes the costs of day-to-day servicing of an investment property. Investment properties in the form of the building, are depreciated using the straight-line method at 5% per annum.

Investment properties are derecognised (removed from the consolidated statements of financial position) when either they have been disposed of or when the investment property is permanently withdrawn from use and no future economic benefit is expected from its disposal. Any gains or losses on the retirement or disposal of an investment property are recognised in the consolidated statement of comprehensive income in the year of retirement or disposal.

Transfers are made to investment properties when, and only when, there is a change in use, evidenced by ending of owner-occupation or commencement of an operating lease to another party. Transfers are made from investment properties when, and only when, there is a change in use, evidenced by commencement of owner-occupation or commencement of development with a view to sale.

u. Aset Tetap

Aset tetap, kecuali tanah dan bangunan, dinyatakan berdasarkan biaya perolehan, tetapi tidak termasuk biaya perawatan sehari-hari, dikurangi akumulasi penyusutan dan akumulasi rugi penurunan nilai, jika ada. Tanah tidak disusutkan dan dinyatakan berdasarkan biaya perolehan dikurangi akumulasi rugi penurunan nilai, jika ada.

Biaya perolehan awal aset tetap meliputi harga perolehan, termasuk bea impor dan pajak pembelian yang tidak boleh dikreditkan dan biaya-biaya yang dapat diatribusikan secara langsung untuk membawa aset ke lokasi dan kondisi yang diinginkan sesuai dengan tujuan penggunaan yang ditetapkan.

u. Property and Equipment

Property and equipment, except land and building are carried at cost, excluding day to day servicing, less accumulated depreciation and any impairment in value. Land is not depreciated and is stated at cost less any impairment in value, if any.

The initial cost of property and equipment consists of its purchase price, including import duties and taxes and any directly attributable costs in bringing the property and equipment to its working condition and location for its intended use.

Beban-beban yang timbul setelah aset tetap digunakan, seperti beban perbaikan dan pemeliharaan, dibebankan ke laba rugi pada saat terjadinya. Apabila beban-beban tersebut menimbulkan peningkatan manfaat ekonomis di masa datang dari penggunaan aset tetap tersebut yang dapat melebihi kinerja normalnya, maka beban-beban tersebut dikapitalisasi sebagai tambahan biaya perolehan aset tetap.

Expenditures incurred after the property and equipment have been put into operations, such as repairs and maintenance costs, are normally charged to operations if these expenditures have resulted in an increase in the future economic benefits expected to be obtained from the use of the property and equipment beyond its originally assessed standard of performance, the expenditures are capitalized as additional costs of property and equipment.

Seluruh aset tetap, kecuali tanah dan bangunan, disusutkan dengan menggunakan metode saldo menurun berganda (*double declining balance method*) sesuai dengan taksiran masa manfaatnya. Bangunan disusutkan dengan menggunakan metode garis lurus (*straight-line method*) sesuai dengan taksiran masa manfaatnya. Persentase penyusutan per tahun adalah sebagai berikut:

All property and equipment, except for land and buildings, are depreciated over their estimated useful lives using the double-declining-balance method. Buildings are depreciated over their estimated useful lives using the straight-line method. The depreciation rates are as follows:

	Persentase/ *Rate*	
Bangunan:		Buildings
• Bangunan	5%	• Permanent
• Prasarana	10%	• Non-permanent
Aset tetap diluar bangunan:		Property and equipment other than buildings:
Golongan I : Dengan masa manfaat tidak lebih dari 4 tahun	50%	Class I : Assets with useful lives of less than 4 years
Golongan II :Dengan masa manfaat lebih dari 4 tahun dan tidak lebih dari 8 tahun	25%	Class II : Assets with useful lives of between 4 to 8 years

Nilai tercatat aset tetap ditelaah kembali dan dilakukan penurunan nilai apabila terdapat peristiwa atau perubahan kondisi tertentu yang mengindikasikan nilai tercatat tersebut tidak dapat dipulihkan sepenuhnya.

The carrying values of property and equipment are reviewed for impairment when events or changes in circumstances indicate that the carrying values may not be recoverable.

Dalam setiap inspeksi yang signifikan, biaya inspeksi diakui dalam jumlah tercatat aset tetap sebagai suatu penggantian apabila memenuhi kriteria pengakuan. Biaya inspeksi signifikan yang dikapitalisasi tersebut diamortisasi selama periode sampai dengan saat inspeksi signifikan berikutnya.

When each major inspection is performed, its cost is recognised in the carrying amount of the item of property and equipment as a replacement if the recognition criteria are satisfied. Such major inspection is capitalized and amortized over the next major inspection activity.

Jumlah tercatat aset tetap dihentikan pengakuannya pada saat dilepaskan atau tidak ada manfaat ekonomis masa depan yang diharapkan dari penggunaan atau pelepasannya. Keuntungan atau kerugian yang timbul dari penghentian pengakuan aset tetap diakui dalam laba rugi pada tahun terjadinya penghentian pengakuan.

The carrying amount of property and equipment is derecognised upon disposal or when no future economic benefits are expected from its use or disposal. Any gains or loss arising from de-recognition of property and equipment is included in profit or loss in the year the item is derecognised.

Nilai residu, umur manfaat, serta metode penyusutan dan amortisasi ditelaah setiap akhir tahun dan dilakukan penyesuaian apabila hasil telaah berbeda dengan estimasi sebelumnya.

The asset's residual values, if any, useful lives and depreciation method are reviewed and adjusted if appropriate, at each financial year end.

Aset Tetap dalam Pembangunan

Aset tetap dalam pembangunan merupakan aset tetap dalam tahap konstruksi, yang dinyatakan pada biaya perolehan dan tidak disusutkan. Akumulasi biaya akan direklasifikasi ke akun aset tetap yang bersangkutan dan akan disusutkan pada saat konstruksi selesai secara substansial dan aset tersebut telah siap digunakan sesuai tujuannya.

Construction in Progress

Construction in progress represents property and equipment under construction which is stated at cost and is not depreciated. The accumulated costs are reclassified to the respective property and equipment account and are depreciated when the construction is substantially complete and the asset is ready for its intended use.

v. Agunan yang Diambil Alih

Agunan yang diambil alih diperoleh dalam kaitannya dengan penyelesaiannya piutang dan kredit yang diberikan.

Agunan yang diambil alih dicatat pada nilai yang lebih rendah antara nilai tercatat dan nilai wajar setelah dikurangi biaya untuk menjual. Selisih antara nilai agunan yang diambil alih dengan sisa pokok pinjaman yang diberikan, jika ada, dibebankan ke laba rugi.

Selisih antara nilai agunan yang telah diambil alih dan hasil penjualannya diakui sebagai keuntungan atau kerugian pada saat penjualan agunan.

Biaya-biaya yang berkaitan dengan pemeliharaan dan perbaikan agunan yang diambil alih dibebankan ke laba rugi pada saat terjadinya.

Bila terjadi penurunan nilai yang bersifat permanen, maka nilai tercatatnya dikurangi untuk mengakui penurunan tersebut dan kerugiannya dibebankan pada laba rugi.

Manajemen melakukan evaluasi secara berkala atas nilai agunan yang diambil alih. Bila terjadi penurunan nilai yang bersifat permanen, maka nilai tercatatnya dikurangi untuk mengakui penurunan tersebut dan kerugiannya dibebankan pada laba rugi.

v. Foreclosed Properties

Foreclosed assets in relation to the settlement of financing facilities and loans.

Foreclosed properties are stated at the lower of carrying amount and fair value less costs to sell. The difference between the carrying value of the foreclosed properties and the outstanding loan principal, if any, is charged to profit or loss.

The difference between the carrying value of the foreclosed property and the proceeds from its sale is recognised as a gain or loss in the period the property was sold.

The costs of maintenance of foreclosed properties are charged to profit or loss when incurred.

The carrying amount of the property is written-down to recognize a permanent dimunition in value of the foreclosed property, which is charged to profit or loss.

Management evaluates regularly the carrying value of foreclosed property. The carrying amount of the property is written-down to recognize a permanent dimunition in value of the foreclosed property, which is charged to profit or loss.

w. Biaya Dibayar Dimuka

Biaya dibayar dimuka diamortisasi selama manfaat masing-masing biaya dengan menggunakan metode garis lurus.

w. Prepaid Expenses

Prepaid expenses are amortized over their beneficial or contract periods using the straight-line method.

x. Penurunan Nilai Aset Non-Keuangan

Pada setiap akhir periode pelaporan tahunan, Grup menelaah apakah terdapat indikasi suatu aset mengalami penurunan nilai. Jika terdapat indikasi tersebut atau pada saat uji tahunan penurunan nilai aset perlu dilakukan, maka Grup membuat estimasi jumlah terpulihkan aset tersebut.

x. Impairment of Non-Financial Assets

The Group assesses at each annual reporting period whether there is an indication that an asset may be impaired. If any such indication exists, or when annual impairment testing for an asset is required, the Group makes an estimate of the asset's recoverable amount.

Jika nilai tercatat aset lebih besar daripada nilai terpulihkannya, maka aset tersebut dinyatakan mengalami penurunan nilai dan rugi penurunan nilai diakui dalam laba rugi. Dalam menghitung nilai pakai, estimasi arus kas masa depan bersih didiskontokan ke nilai kini dengan menggunakan tingkat diskonto sebelum pajak yang mencerminkan penilaian pasar kini dari nilai waktu uang dan risiko spesifik atas aset.

Penelaahan dilakukan pada akhir setiap tanggal pelaporan tahunan untuk mengetahui apakah terdapat indikasi bahwa rugi penurunan nilai aset yang telah diakui dalam periode sebelumnya mungkin tidak ada lagi atau mungkin telah menurun. Jika indikasi dimaksud ditemukan, maka Grup mengestimasi jumlah terpulihkan aset tersebut. Kerugian penurunan nilai yang telah diakui dalam periode sebelumnya akan dipulihkan hanya jika terdapat perubahan asumsi-asumsi yang digunakan untuk menentukan jumlah terpulihkan aset tersebut sejak rugi penurunan nilai terakhir diakui. Dalam hal ini, jumlah tercatat aset dinaikan ke jumlah terpulihkannya. Pembalikan aset tersebut dibatasi sehingga jumlah aset tercatat tidak melebihi jumlah terpulihkannya maupun nilai tercatat, neto setelah penyusutan, seandainya tidak ada rugi penurunan nilai yang telah diakui untuk aset tersebut pada tahun-tahun sebelumnya. Setelah pemulihan tersebut, penyusutan aset tersebut disesuaikan di periode mendatang untuk mengalokasikan nilai tercatat aset yang direvisi, dikurangi nilai sisanya, dengan dasar yang sistematis selama sisa umur manfaatnya.

Where the carrying amount of an asset exceeds its recoverable amount, the asset is considered impaired and impairment losses are recognised in profit or loss. In assessing the value in use, the estimated net future cash flows are discounted to their present value using a pre-tax discount rate that reflects current market assessments of the time value of money and the risks specific to the asset.

An assessment is made at each annual reporting period as to whether there is any indication that previously recognised impairment losses recognised for an asset may no longer exist or may have decreased. If such indication exists, the recoverable amount is estimated. A previously recognised impairment loss for an asset is reversed only if there has been a change in the assumptions used to determine the asset's recoverable amount since the last impairment loss was recognised. If that is the case, the carrying amount of the asset is increased to its recoverable amount. The reversal is limited so that the carrying amount of the assets does not exceed its recoverable amount nor exceed the carrying amount that would have been determined, net of depreciation, had no impairment loss been recognised for the asset in prior years. After such a reversal, the depreciation charge on the said asset is adjusted in future periods to allocate the asset's revised carrying amount, less any residual value, on a systematic basis over its remaining useful life.

y. Simpanan dan Simpanan dari Bank lain

Simpanan dan simpanan dari bank lain diklasifikasikan sebagai liabilitas keuangan yang diukur pada biaya perolehan diamortisasi menggunakan metode suku bunga efektif. Lihat Catatan 2g untuk kebijakan akuntansi atas pengukuran instrumen keuangan.

Simpanan merupakan liabilitas kepada nasabah dalam bentuk giro, tabungan dan deposito berjangka.

Giro merupakan simpanan nasabah yang dapat digunakan sebagai alat pembayaran, yang penarikannya dapat dilakukan setiap saat melalui cek atau dengan cara pemindahbukuan dengan bilyet giro atau sarana perintah pembayaran lainnya.

y. Deposits and Deposits from Other Banks

Deposits and deposits from other banks are classified as financial liabilities measured at amortized cost using the effective interest method. Refer to Note 2g for accounting policy for measurement of financial instruments.

Deposits are liabilities to customers in the form of demand deposits, savings deposits and time deposits.

Demand deposits represent deposits of customers which may be used as instruments of payment, and which may be withdrawn at any time by checks, or other orders of payment or transfers.

Tabungan merupakan simpanan nasabah yang penarikannya hanya dapat dilakukan sesuai dengan syarat tertentu yang disepakati pada saat pembukaan rekening tabungan. Penarikan atas tabungan tidak dapat dilakukan dengan menggunakan cek atau instrumen sejenis, tetapi menggunakan formulir penarikan tersendiri yang hanya berlaku di bank yang bersangkutan dan/atau menggunakan kartu Anjungan Tunai Mandiri (ATM).

Savings deposits represent deposits of customers which may only be withdrawn when certain agreed conditions at the account opening are met. They may not be withdrawn by checks or other equivalent instruments, except by using specific withdrawal slip which can only be validated at the depository bank and/or by using Automatic Teller Machine (ATM) card.

Deposito berjangka merupakan simpanan nasabah yang penarikannya hanya dapat dilakukan pada saat jatuh tempo sesuai dengan jangka waktu yang disepakati dengan nasabah pada saat penempatannya, dimana nasabah akan dikenakan penalti apabila melakukan penarikan sebelum tanggal jatuh temponya.

Time deposits represent deposits of customers which may only be withdrawn after a certain period of time in accordance with the agreement with the customers at the time of placement, or the customers will be fined or penalized if withdrawals are made before maturity.

Simpanan termasuk simpanan syariah dan investasi tidak terikat yang terdiri dari:
- Tabungan dan giro wadiah merupakan titipan dana dalam bentuk tabungan dan giro dimana pemilik dana mendapatkan pendapatan bonus.
- Investasi tidak terikat dalam bentuk giro, tabungan dan deposito berjangka mudharabah merupakan simpanan dana pelanggan yang memberikan pemilik dana imbalan bagi hasil dari pendapatan unit syariah atas penggunaan dana tersebut sesuai dengan nisbah yang ditetapkan dan disetujui sebelumnya.

Deposits include syariah deposits and unrestricted investments consisting of:
- Wadiah saving and current account is entrusted funds in the form of savings and current account where income fund owners get a bonus.
- Unrestricted investments in current accounts, savings and time deposits represent deposits of customers' funds that provide benefits for the owner of funds from Islamic unit revenue for the use of these funds in accordance with the ratio determined and approved previously.

Simpanan dari bank lain merupakan liabilitas kepada bank lain dalam bentuk giro, *call money* kurang dari atau sampai dengan 90 hari, dan deposito berjangka dengan periode jatuh tempo menurut perjanjian masing-masing.

Deposits from other banks are liabilities to other banks in the form of demand deposits, call money less than or 90 days and time deposits with original maturities of each agreement.

z. Kontrak Asuransi dan Investasi

z. Insurance and Investment Contracts

Lingkup dan Klasifikasi

Scope and Classification

Suatu kontrak diklasifikasikan sebagai kontrak asuransi apabila kontrak tersebut menerima risiko asuransi yang signifikan dari pihak lain (pemegang polis). Risiko asuransi dianggap signifikan apabila kejadian yang diasuransikan dan bersifat tidak pasti dapat menyebabkan Grup menanggung pembayaran tambahan yang substansial dalam skenario yang memiliki substansi komersial.

A contract is classified as an insurance contract when it accepts significant insurance risk from another party (the policy holder). Insurance risk is considered significant when the occurrence of uncertain insured events could result in the Group incurring substantial additional payments in scenarios that possess commercial substance.

Selain itu, meskipun jumlah nominal pembayaran pertanggungan tetap, kontrak tetap dapat dianggap mengalihkan risiko asuransi yang signifikan apabila waktu terjadinya kejadian yang diasuransikan tidak pasti dan nilai kini dari pembayaran meningkat akibat pengaruh nilai waktu dari uang.

Furthermore, even in cases where the nominal sum assured amount of payment remains unchanged, the contract may still be considered to transfer significant insurance risk if the timing of the insured event is uncertain and the present value of the payment increases due to the time value of money.

Kontrak reasuransi milikan merupakan perjanjian di mana Grup mentransfer risiko asuransi signifikan yang terkait dengan kontrak asuransi dasar kepada pihak ketiga, beserta premi yang terkait. Tujuan dari pengaturan reasuransi ini adalah untuk mengurangi eksposur terhadap risiko asuransi yang signifikan yang mungkin timbul dari kontrak asuransi dasar.

Reinsurance contracts held are agreements under which the Group transfers significant insurance risk associated with underlying insurance contracts to third parties (reinsurers), along with the associated premiums.
The purpose of these reinsurance arrangements is to reduce the exposure to significant insurance risk that may arise from the underlying insurance contracts.

Tingkat agregasi dan pengakuan kontrak asuransi

Kontrak asuransi digabungkan ke dalam kelompok untuk tujuan pengukuran. Kelompok kontrak asuransi ditentukan dengan mengidentifikasi portofolio kontrak asuransi, masing-masing terdiri dari kontrak yang memiliki risiko serupa dan dikelola bersama, dan membagi setiap portofolio menjadi kelompok tahunan (berdasarkan tahun penerbitan) dan setiap kelompok tahunan menjadi tiga kelompok berdasarkan profitabilitas kontrak:

- kontrak yang merugi pada pengakuan awal,
- kontrak yang, pada pengakuan awal, tidak memiliki kemungkinan signifikan untuk menjadi merugi di kemudian hari; dan
- kontrak lainnya dalam portfolio.

Level of aggregation and recognition of insurance contracts

Insurance contracts are aggregated into groups for measurement purposes. Groups of insurance contracts are determined by identifying portfolios of insurance contracts, each comprising contracts subject to similar risks and managed together, and dividing each portfolio into annual cohorts (by year of issue) and each annual cohort into three groups based on the profitability of contracts:

- any contracts that are onerous on initial recognition;
- any contracts that, on initial recognition, have no significant possibility of becoming onerous subsequently; and
- any remaining contracts in the portofolio.

Kontrak asuransi

Grup mengakui kelompok kontrak Asuransi yang diterbitkannya dari yang paling awal di antara yang berikut:

- awal periode pertanggungan dari kelompok kontrak;
- tanggal ketika pembayaran pertama dari pemegang polis dalam kelompok jatuh tempo atau ketika pembayaran pertama diterima jika tidak ada tanggal jatuh tempo; dan
- untuk kelompok kontrak yang merugi, segera setelah fakta dan keadaan menunjukkan bahwa kelompok tersebut merugi.

Insurance contract

The Group recognises groups of insurance contracts that it issues from the earliest of the following:

- the beginning of the coverage period of the group of contracts;
- the date when the first payment from a policyholder in the group is due or when the first payment is received if there is no due date; and
-
- for a group of onerous contracts, as soon as facts and circumstances indicate that the group is onerous.

Pada saat kontrak diakui, kontrak tersebut ditambahkan ke dalam kelompok kontrak yang sudah ada atau, jika kontrak tersebut tidak memenuhi syarat untuk dimasukkan ke dalam kelompok yang ada, maka kontrak tersebut membentuk kelompok baru yang akan ditambahkan kontrak-kontrak berikutnya. Kelompok kontrak ditetapkan pada saat pengakuan awal dan komposisinya tidak direvisi setelah semua kontrak telah ditambahkan ke dalam kelompok.

When the contract is recognised, it is added to an existing group of contracts or, if the contract does not qualify for inclusion in an existing group, it forms a new group to which future contracts are added. Groups of contracts are established on initial recognition, and their composition is not revised once all contracts have been added to the group.

Kontrak reasuransi

Kelompok kontrak reasuransi dibentuk sedemikian rupa sehingga setiap kelompok terdiri dari satu kontrak.

Beberapa kontrak reasuransi memberikan perlindungan atas kontrak dasar yang termasuk dalam kelompok yang berbeda. Namun, Grup menyimpulkan bahwa bentuk hukum kontrak reasuransi sebagai satu kontrak mencerminkan substansi hak dan kewajiban kontraktual Grup, dengan mempertimbangkan bahwa perlindungan yang berbeda tersebut berakhir bersamaan dan tidak dijual secara terpisah. Sebagai hasilnya, kontrak reasuransi tidak dipisahkan menjadi beberapa komponen asuransi yang terkait dengan kelompok dasar yang berbeda.

Suatu kelompok kontrak reasuransi diakui pada tanggal berikut:

- Kontrak reasuransi yang dimulai oleh Grup yang memberikan pertanggungan proporsional: Tanggal saat kontrak asuransi dasar apa pun diakui pertama kali. Ini berlaku untuk kontrak reasuransi quota share milik Grup.
- Kontrak reasuransi lainnya yang dimulai oleh Grup: Awal periode pertanggungan dari kelompok kontrak reasuransi. Namun, jika Grup mengakui kelompok kontrak asuransi dasar yang memberatkan pada tanggal yang lebih awal, dan kontrak reasuransi terkait telah dimasuki sebelum tanggal tersebut, maka kelompok kontrak reasuransi diakui pada tanggal yang lebih awal itu. Ini berlaku untuk kontrak reasuransi *excess of loss* dan *stop loss* milik Grup.
- Kontrak reasuransi yang diperoleh: Tanggal perolehan.

Arus kas pemenuhan dalam batasan kontrak

Arus kas pemenuhan terdiri dari:

- Estimasi arus kas masa depan;
- Penyesuaian untuk mencerminkan nilai waktu uang dan risiko keuangan terkait arus kas masa depan, sejauh risiko keuangan tersebut belum termasuk dalam estimasi arus kas masa depan; dan
- Penyesuaian risiko untuk risiko nonkeuangan.

Reinsurance contract

Groups of reinsurance contracts are established such that each group comprises a single contract.

Some reinsurance contracts provide cover for underlying contracts that are included in different groups. However, the Group concludes that the reinsurance contract's legal form of a single contract reflects the substance of the Group's contractual rights and obligations, considering that the different covers lapse together and are not sold separately. As a result, the reinsurance contract is not separated into multiple insurance components that relate to different underlying groups.

A group of reinsurance contracts is recognised on the following date.

- Reinsurance contracts initiated by the Group that provide proportionate coverage: The date on which any underlying insurance contract is initially recognised. This applies to the Group's quota share reinsurance contracts.
- Other reinsurance contracts initiated by the Group: The beginning of the coverage period of the group of reinsurance contracts. However, if the Group recognises an onerous group of underlying insurance contracts on an earlier date and the related reinsurance contract was entered into before that earlier date, then the group of reinsurance contracts is recognised on that earlier date. This applies to the Group's excess of loss and stop loss reinsurance contracts.
- Reinsurance contracts acquired: The date of acquisition

Fullfilment cash flows within the contract boundaries

Fullfilment cash flows comprise:

- Estimates of future cash flows;
- An adjustment to reflect the time value of money and the financial risks related to future cash flows, to the extent that the financial risks are not included in the estimates of future cash flows; and
- A risk adjustment for non-financial risk.

Seluruh arus kas masa depan dalam batasan kontrak dimasukkan ke dalam arus kas pemenuhan dari kelompok kontrak asuransi dan kontrak reasuransi milikan.

Arus kas berada dalam batas kontrak asuransi (dan kontrak reasuransi milikan) jika berasal dari hak dan kewajiban substantif yang ada, di mana Grup dapat memaksa pemegang polis untuk membayar premi (atau diwajibkan membayar kepada reasuradur), atau memiliki kewajiban substantif untuk memberikan jasa kepada pemegang polis (atau hak substantif untuk menerima jasa dari reasuradur).

Untuk kontrak asuransi, kewajiban substantif untuk memberikan jasa berakhir ketika:

- Grup memiliki kemampuan praktis untuk menilai kembali risiko dan, sebagai hasilnya, dapat menetapkan harga atau tingkat manfaat baru yang sepenuhnya mencerminkan risiko tersebut; atau
- Grup memiliki kemampuan praktis untuk menilai kembali risiko portofolio yang berisi kontrak tersebut dan dapat menetapkan harga atau tingkat manfaat yang sepenuhnya mencerminkan risiko portofolio tersebut; dan penetapan harga premi untuk pertanggungan hingga tanggal penilaian ulang tidak mempertimbangkan risiko yang berkaitan dengan periode setelah tanggal penilaian ulang.

Untuk kontrak reasuransi milikan, hak substantif untuk menerima jasa berakhir ketika:

- reasuradur memiliki kemampuan praktis untuk menilai kembali risiko yang dialihkan kepadanya dan dapat menetapkan harga atau tingkat manfaat baru yang sepenuhnya mencerminkan risiko tersebut; atau
- reasuradur dapat menghentikan pertanggungan.

Batas kontrak dinilai ulang pada setiap tanggal pelaporan untuk mencerminkan perubahan keadaan yang memengaruhi hak dan kewajiban substantif Grup, sehingga batas tersebut dapat berubah seiring waktu.

All future cash flows within the contractual boundaries are included in the fulfillment of cash flows of the group of insurance contracts and reinsurance contracts held.

Cash flows are within the boundary of an insurance contract (and a reinsurance contract held) if they arise from substantive rights and obligations that exist in which the Group can force the policyholder to pay the premiums (or is compelled to pay amounts to a reinsurer) or has a substantive obligation to provide services to the policyholder (or a substantive right to receive services from a reinsurer).

For insurance contracts, a substantive obligation to provide services ends when:

- The Group has the practical ability to reassess the risks and as a result, can set a new price or level of benefits that fully reflects those risks; or

- The Group has the practical ability to reassess the risks of the portfolio that contains the contract and can set a price or level of benefits that fully reflects the risks of that portfolio; and the pricing of the premiums for coverage up to the reassessment date does not take into account risks that relate to periods after the reassessment date.

For reinsurance contracts held, a substantive right to receive services ends when:

- the reinsurer has the practical ability to reassess the risk transferred to it and can set a new price or level of benefits that fully reflects those risks; or

- The reinsurer can terminate coverage.

The contract boundary is reassessed at each reporting date to include the effect of changes in circumstances on the Group's substantive rights and obligations and, therefore, may change over time.

Arus kas akuisisi asuransi kontrak asuransi

Arus kas akuisisi asuransi dialokasikan ke kelompok kontrak asuransi dengan menggunakan metode yang sistematis dan rasional dan mempertimbangkan, dengan cara yang tidak memihak, semua informasi yang wajar dan terdukung yang tersedia tanpa biaya atau usaha yang tidak semestinya.

Jika arus kas akuisisi asuransi dapat diatribusikan secara langsung ke sekelompok kontrak, maka arus kas tersebut dialokasikan ke grup tersebut dan ke grup yang akan mencakup pembaruan kontrak tersebut.

Jika arus kas akuisisi asuransi dapat diatribusikan secara langsung ke suatu portofolio tetapi tidak kepada sekelompok kontrak, maka arus kas tersebut dialokasikan ke dalam kelompok-kelompok dalam portofolio tersebut dengan menggunakan metode yang sistematis dan rasional.

Insurance acquisition cash flow insurance contract

Insurance acquisition cash flows are allocated to groups of insurance contracts using a systematic and rational method and considering, in an unbiased way, all reasonable and supportable information that is available without undue cost or effort.

If insurance acquisition cash flows are directly attributable to a group of contracts, then they are allocated to that group and to the groups that will include renewals of those contracts.

If insurance acquisition cash flows are directly attributable to a portfolio but not to a group of contracts, then they are allocated to groups in the portfolio using a systematic and rational method.

Model pengukuran

General Measurement Model (GMM)

General Measurement Model (“GMM”) adalah model pengukuran standar yang terdiri dari arus kas pemenuhan dan margin jasa kontraktual.

Arus kas pemenuhan mewakili nilai sekarang yang disesuaikan dengan risiko dari hak dan kewajiban Grup kepada pemegang polis, yang mencakup estimasi arus kas yang diharapkan, diskonto, dan penyesuaian risiko atas risiko nonkeuangan.

Margin jasa kontraktual mewakili laba yang belum diakui dari kontrak yang sedang berjalan yang akan diakui oleh entitas saat memberikan jasa selama periode pertanggungan.

Variable Fee Approach

Variable Fee Approach (”VFA”) Adalah modifikasi wajib dari General Measurement Model mengenai perlakuan terhadap margin jasa kontraktual untuk mengakomodasi kontrak partisipasi langsung. Secara umum, model pengukuran ini digunakan untuk kontrak asuransi unit-link.

Fitur partisipasi langsung diidentifikasi pada saat awal, di mana Grup memiliki kewajiban untuk membayar pemegang polis jumlah yang setara dengan nilai wajar dari item dasar dikurangi biaya *variable* sebagai imbalan atas jasa investasi yang disediakan.

Measurement models

General Measurement Model (GMM)

General Measurement Model (“GMM”) is the default measurement model which consists of fulfillment of cash flows and contractual service margin.

Fulfillment of cash flows represents the risk-adjusted present value of a Group’s rights and obligations to the policyholders, comprising estimates of expected cash flows, discounting and risk adjustment for non- financial risk.

Contractual service margin represents the unearned profit from in-force contracts that an entity will recognise as it provides services over the coverage period.

Variable Fee Approach

Variable Fee Approach (“VFA”) is a mandatory modification of the General Measurement Model regarding the treatment of the contractual service margin in order to accommodate direct participating contracts. In general, this measurement model is used for unit-linked insurance contracts.

The direct participating feature is identified at inception, where the Group has the obligation to pay the policyholder an amount equal to the fair value of the underlying items less a variable fee in exchange for investment services provided.

Premium allocation approach

Premium Allocation Approach (“PAA”) adalah pendekatan yang disederhanakan yang diterapkan oleh Grup untuk kontrak asuransi dan kontrak reasuransi yang memiliki periode tidak lebih dari 1 tahun.

Pengukuran liabilitas untuk klaim yang terjadi adalah identik di antara kedua model pengukuran, kecuali untuk penentuan suku bunga tetap yang digunakan untuk diskonto.

Kontrak yang merugi

Kontrak diakui sebagai kontrak yang merugi jika diperkirakan akan menimbulkan kerugian pada saat dimulainya kontrak. Kontrak-kontrak dikelompokan secara terpisah dan kerugian yang diperkirakan terjadi akan diakui dalam laporan laba rugi.

Kelompok kontrak asuransi GMM dengan *Contractual Service Margin* (“CSM”) pada pengakuan awal dapat menjadi merugi ketika peningkatan dalam arus kas pemenuhan yang tidak bervariasi dengan item dasar menyebabkan penurunan bagian pemegang saham atas item dasar yang melebihi jumlah tercatat CSM. Kelebihan tersebut membentuk kerugian yang diakui segera dan liabilitas atas sisa masa pertanggungan kemudian dibagi menjadi komponen kerugian dan liabilitas atas sisa masa pertanggungan tanpa komponen kerugian.

Penghentian pengakuan dan modifikasi kontrak

Grup menghentikan pengakuan kontrak asuransi ketika hak dan kewajiban terkait kontrak tersebut berakhir (yaitu, dilunasi, dibatalkan, atau kedaluarsa), atau ketika kontrak dimodifikasi sedemikian rupa sehingga mengakibatkan perubahan dalam model pengukuran, atau standar yang berlaku untuk mengukur komponen dari kontrak tersebut.

Grup menghentikan pengakuan kontrak asuransi ketika hak dan kewajiban terkait kontrak tersebut berakhir (yaitu, dilunasi, dibatalkan, atau kedaluarsa), atau ketika kontrak dimodifikasi sedemikian rupa sehingga mengakibatkan perubahan dalam model pengukuran, atau standar yang berlaku untuk mengukur komponen dari kontrak tersebut.

Dalam hal terjadi modifikasi, Grup menghentikan pengakuan kontrak awal dan mengakui kontrak yang telah dimodifikasi sebagai kontrak baru.

Premium allocation approach

Premium Allocation Approach (“PAA”) is a simplified approach applied by the Group approach for certain insurance contracts and reinsurance contracts that are not more than 1 year period of contracts.

The measurement of the liability for incurred claims is identical under all two measurement models, apart from the determination of locked-in interest rates used for discounting.

Onerous contract

Contracts are recognised as onerous if they are expected to be loss making at inception. Those contracts are grouped separately and expected losses are recognised in the statement of profit or loss.

Groups of GMM insurance contracts with a Contractual Service Margin (“CSM”) at initial recognition can subsequently become onerous when increases in fulfillment cash flows that do not vary with underlying items declines shareholder’s share underlying items exceed carrying amount of CSM. The excess forms a loss that is recognised immediately and the liability for the remaining coverage period is then divided into the loss component and the liability for remaining contract (LRC) without the loss component.

Derecognition and contract modification

The Group derecognises insurance contracts when the rights and obligations relating to the contract are extinguished (i.e., discharged, cancelled, or expired) or the contract is modified such that the modification results in a change in the measurement model, or the applicable standard for measuring a component of the contract.

The Group derecognises insurance contracts when the rights and obligations relating to the contract are extinguished (i.e., discharged, cancelled; or expired) or the contract is modified such that the modification results in a change in the measurement model, or the applicable standard for measuring a component of the contract.

In the case of modification, the Group derecognises the initial contract and recognises the modified contract as a new contract.

Untuk kontrak reasuransi milikan, Grup mengakui kelompok kontrak reasuransi dari tanggal paling awal berikut:

a) awal periode pertanggungan dari kelompok kontrak reasuransi milikan. Namun, Grup menunda pengakuan kelompok kontrak reasuransi yang memberikan pertanggungan proporsional hingga tanggal saat kontrak asuransi yang mendasarinya diakui pertama kali, jika tanggal tersebut terjadi setelah awal periode pertanggungan kelompok kontrak reasuransi milikan; dan
b) tanggal saat Grup mengakui kelompok kontrak asuransi yang merugi, jika Grup telah mengadakan kontrak reasuransi terkait dalam kelompok kontrak reasuransi milikan pada atau sebelum tanggal tersebut.

Modifikasi dan penghentian pengakuan kontrak reasuransi milikan mengikuti prinsip yang sama seperti kontrak asuransi. Jika terdapat perubahan substansial atau adendum terhadap perjanjian asli, maka kontrak yang ada dihentikan pengakuannya dan kontrak baru diakui.

Tingkat diskonto

Perubahan tingkat diskonto harus mempertimbangkan waktu, mata uang, dan karakteristik likuiditas dari arus kas dalam kontrak asuransi, yang mungkin berbeda dari aset yang mendukung liabilitas tersebut.

Grup akan menggunakan pendekatan *bottom-up* untuk memperoleh tingkat diskonto arus kas.

Berdasarkan pendekatan ini, tingkat diskonto ditentukan sebagai *risk-free yield* disesuaikan dengan perbedaan karakteristik likuiditas antara aset keuangan yang digunakan untuk memperoleh *risk-free yield* dan arus kas liabilitas yang relevan (dikenal sebagai *illiquidity premium*).

Presentasi

Portofolio kontrak asuransi yang merupakan aset dan yang menjadi liabilitas, disajikan secara terpisah dalam laporan posisi keuangan. Aset atau liabilitas yang diakui untuk arus kas yang timbul sebelum pengakuan kelompok kontrak terkait (termasuk aset untuk arus kas akuisisi asuransi) termasuk dalam jumlah tercatat portofolio kontrak terkait.

For reinsurance contract held, the Group recognises a group of reinsurance contracts held from the earliest date of:

a) the beginning of the coverage period of the group of reinsurance contracts held. However, the Group delays the recognition of a group of reinsurance contracts held that provide proportionate coverage until the date when any underlying insurance contract is initially recognised, if that date is later than the beginning of the coverage period of the group of reinsurance contracts held; and

b) the date the Group recognises an onerous group of underlying insurance contracts if the Group entered into the related reinsurance contract held in the group of reinsurance contracts held at or before that date.

Modification and derecognition of reinsurance contracts held follow the same principles as insurance contracts. If a substantial change or addendum is made to the original agreement, the existing contract is derecognised and a new one is recognised.

Discount rate

The change of discount rate must consider the timing, currency, and liquidity characteristics of the cash flows in insurance contracts, which may be different from the assets supporting those liabilities.

The Group will use the bottom-up approach to derive the discount rate for the cash flows.

Under this approach, the discount rate is determined as the risk-free yield adjusted for differences in liquidity characteristics between the financial assets used to derive the risk-free yield and the relevant liability cash flows (known as an illiquidity premium).

Presentation

Portfolios of insurance contracts that are assets and those that are liabilities, are presented separately in the statement of financial position. Any assets or liabilities recognised for cash flows arising before the recognition of the related group of contracts (including any assets for insurance acquisition cash flows) are included in the carrying amount of the related portfolios of contracts.

Grup memisahkan jumlah yang diakui dalam laporan laba rugi dan penghasilan komprehensif lain menjadi (a) hasil jasa asuransi, yang terdiri dari pendapatan asuransi dan beban jasa asuransi; dan (b) pendapatan atau beban pembiayaan asuransi. Grup tidak memisahkan perubahan penyesuaian risiko untuk risiko non-keuangan antara hasil jasa asuransi dan pendapatan atau beban keuangan asuransi. Semua perubahan penyesuaian risiko untuk risiko non keuangan termasuk dalam hasil jasa asuransi.

Pendapatan jasa asuransi - kontrak asuransi yang diukur dengan GMM

CSM mencerminkan laba yang belum direalisasi dan tidak menghasilkan pendapatan maupun beban pada saat pengakuan awal ketika kelompok kontrak tersebut menguntungkan. CSM disesuaikan pada setiap periode pelaporan berikutnya untuk perubahan arus kas pemenuhan yang terkait dengan jasa di masa depan. Untuk pengakuan awal kelompok kontrak yang merugi dan ketika kelompok kontrak menjadi merugi setelahnya, kerugian diakui segera sebagai beban jasa asuransi.

CSM akan diakui secara sistematis sebagai pendapatan atas layanan yang telah diberikan selama periode cakupan yang diharapkan dari suatu kelompok kontrak, tanpa mempengaruhi laba dari keseluruhan kontrak. Sedangkan, total estimasi kerugian yang mungkin timbul dari kontrak yang memberatkan diakui di awal. CSM disesuaikan tergantung pada model pengukuran kelompok kontrak asuransi.

Pendapatan asuransi mencerminkan imbalan yang diharapkan Grup untuk diperoleh sebagai pertukaran atas pemberian pertanggungan dan layanan kontrak asuransi lainnya (tidak termasuk komponen investasi). Beban jasa asuransi terdiri dari klaim yang terjadi dan beban jasa asuransi lainnya yang terjadi (tidak termasuk komponen investasi), serta kerugian atas kelompok kontrak yang merugi dan pembalikan atas kerugian tersebut.

Beban jasa asuransi

Beban jasa asuransi yang timbul dari kontrak asuransi diakui dalam laba rugi secara umum pada saat terjadi. Beban ini mengecualikan pengembalian komponen investasi dan terutama terdiri dari hal-hal berikut:

- klaim yang terjadi dan beban jasa asuransi lainnya;
- amortisasi arus kas akuisisi asuransi;

The Group disaggregates amounts recognised in the statement of profit or loss and other comprehensive income into (a) an insurance service result, comprising insurance revenue and insurance service expenses; and (b) insurance finance income or expenses. The Group does not disaggregate changes in the risk adjustment for non-financial risk between the insurance service result and insurance finance income or expenses. All changes in the risk adjustment for non-financial risk are included in the insurance service result.

Insurance service revenue - insurance contracts measured under GMM

The CSM represents the unearned profit and results in no income or expense at initial recognition when the group of contracts is profitable. The CSM is adjusted at each subsequent reporting period for changes in fulfilment of cash flows relating to future service. For initial recognition of onerous groups of contracts and when groups of contracts become onerous subsequently, losses are recognised in insurance service expense immediately.

CSM is recognised systematically as revenue for services provided over the expected coverage period of a group of contracts, without affecting the overall profit of the contract. In contrast, the total estimated losses that may arise from onerous contracts are recognised at inception. The CSM is adjusted depending on the measurement model applied to the group of insurance contracts.

Insurance revenue reflects the consideration to which the Group expects to be entitled in exchange for the provision of coverage and other insurance contract services (excluding any investment components). Insurance service expenses comprise the incurred claims and other incurred insurance service expenses (excluding any investment components), and losses on onerous groups of contracts and reversals of such losses.

Insurance service expense

Insurance service expenses arising from insurance contracts are recognised in profit or loss generally as they are incurred. They exclude repayments of investment components and mainly comprise the following items:

- incurred claims and other insurance;
- amortisation of insurance acquisition cash flows;

- kerugian atas kontrak yang merugikan dan pembalikan atas kerugian tersebut; dan
- penyesuaian terhadap liabilitas atas klaim yang terjadi yang tidak timbul dari pengaruh nilai waktu uang, risiko keuangan, dan perubahan terkait.

- losses on onerous contracts and reversals of such losses; and
- adjustments to the liabilities for incurred claims that do not arise from the effects of the time value of money, financial risk and changes therein.

Pendapatan/beban keuangan asuransi

Pendapatan atau beban keuangan asuransi mencakup perubahan dalam jumlah tercatat kelompok kontrak asuransi dan kontrak reasuransi yang dimiliki yang timbul dari pengaruh nilai waktu uang, risiko keuangan, dan perubahannya. Termasuk di dalamnya perubahan pengukuran kelompok kontrak yang disebabkan oleh perubahan nilai item yang mendasarinya (tidak termasuk penambahan dan penarikan). Grup memilih untuk memisahkan pendapatan atau beban keuangan asuransi antara laba rugi dan penghasilan komprehensif lain. Jumlah yang termasuk dalam laba rugi ditentukan oleh alokasi sistematis dari total pendapatan atau beban keuangan asuransi yang diharapkan selama jangka waktu kelompok kontrak.

Insurance finance income/expenses

Insurance finance income or expenses comprise changes in the carrying amounts of groups of insurance contracts and reinsurance contracts held arising from the effects of the time value of money, financial risk and changes therein. This includes changes in the measurement of groups of contracts caused by changes in the value of underlying items (excluding additions and withdrawals). The Group has choosen to disaggregate insurance finance income or expenses between profit or loss and other comprehensive income. The amount included in profit or loss is determined by a systematic allocation of the expected total insurance finance income or expenses over the term of the group of contracts.

Transisi

Pada tanggal 1 Januari 2025, Grup menerapkan pendekatan retrospektif yang dimodifikasi untuk mengidentifikasi dan mengukur kelompok kontrak yang diterbitkan untuk tahun-tahun sebelum ___.

Tujuan dari pendekatan retrospektif yang dimodifikasi adalah untuk mencapai hasil yang paling mendekati penerapan retrospektif dengan menggunakan informasi yang masuk akal dan dapat didukung yang tersedia tanpa biaya atau usaha yang tidak semestinya. Grup menerapkan setiap modifikasi berikut hanya sepanjang Grup tidak memiliki informasi yang wajar dan terdukung untuk menerapkan PSAK No. 117 secara retrospektif.

Transition

At January 1, 2025, the Group applied modified retrospective approach to identify and measure groups of contracts issued for the years before ___.

The objective of the modified retrospective approach was to achieve the closest outcome to retrospective application possible using reasonable and supportable information available without undue cost or effort. The Group applied each of the following modifications only to the extent that it did not have reasonable and supportable information to apply PSAK No. 117 retrospectively.

aa. Penjaminan Kembali

Entitas anak menjaminkan kembali (mereasuransikan) sebagian porsi risikonya kepada perusahaan penjaminan kembali (reasuransi). Jumlah imbal jasa penjaminan yang dibayar atau porsi imbal jasa penjaminan atas transaksi penjaminan kembali prospektif diakui sesuai dengan proporsi jumlah proteksi penjaminan kembali yang diterima.

aa. Re-Guarantee

The subsidiary re-guarantee (reinsures) a portion of its risk with re-guarantee (reinsurance) companies. The amount of guarantee fee paid or portion of guarantee fee from prospective re-guarantee transactions is recognised over the re-guarantee contract in proportion with the protection received.

Piutang Penjaminan Kembali

Pembayaran klaim oleh entitas anak kepada pihak penerima jaminan yang menjadi tanggungan perusahaan penjaminan kembali dicatat sebagai piutang penjaminan kembali.

Piutang penjaminan kembali diakui sebagai piutang pada saat perusahaan penjaminan kembali mengaksep atau mengakui piutang dalam penyelesaian tersebut sebagai utangnya, namun pembayaran belum dilakukan.

Utang Penjaminan Kembali

Utang penjaminan kembali merupakan utang atas imbal jasa penjaminan kembali yang belum dibayar oleh perusahaan kepada entitas anak penjaminan kembali.

Imbal Jasa Penjaminan, Pendapatan Komisi Imbal Jasa Kembali, Pendapatan Jasa Administrasi Penjaminan, Beban Komisi, dan Beban Imbal Jasa Penjaminan Kembali

Pendapatan imbal jasa penjaminan, pendapatan komisi imbal jasa kembali dan beban komisi agen yang besarnya dinyatakan sebagai persentase tertentu dari imbal jasa penjaminan, dan beban imbal jasa penjaminan kembali diakui sejak bulan Sertifikat Penjaminan (SP) diterbitkan.

Pengakuan Imbal Jasa Penjaminan

Pendapatan imbal jasa penjaminan diakui sebagai pendapatan secara proporsional sesuai dengan persentase penyelesaian kewajiban selama periode proteksi penjaminan yang diberikan oleh entitas anak berdasarkan kontrak penjaminan. Jika sebelum tanggal kontrak penjaminan berakhir, jumlah klaim pihak penerima jaminan telah sama dengan nilai penjaminan maka pendapatan imbal jasa penjaminan yang belum diakui sebagai pendapatan langsung diakui seluruhnya sebagai pendapatan.

Pendapatan jasa administrasi penjaminan diakui seluruhnya saat Sertifikat Penjaminan (SP) diterbitkan.

Entitas anak, menjaminkan kembali (reasuransi) sebagian porsi risikonya kepada perusahaan penjaminan kembali (reasuradur). Jumlah imbal jasa penjaminan kembali yang dibayar atau porsi imbal jasa penjaminan kembali atas transaksi penjaminan kembali (reasuransi) diakui sesuai dengan proporsi jumlah proteksi penjaminan kembali (reasuransi) yang diterima.

Re-Guarantee Receivable

Payment of claims by the subsidiary to the guarantee beneficiary that is borne by the re-guarantee company are recorded as a re-guarantee receivable.

Re-guarantee receivables are recognised as receivables when the reguarantor company accepts or recognizes the receivables in debt settlement, but payment has not yet been made.

Re-Guarantee Liability

Claim payables represents liability for unpaid re-guarantee fee by the subsidiary to the re-guarantee company.

Guarantee Fee, Re-Guarantee Commission Fee, Guarantee Administration Service Fee, Commission Expenses, and Re-Guarantee Expenses

Guarantee fee, commission from re-guarantee fee and expenses agency commission in the amount expressed as a certain percentage of the guarantee fee, and reguarantee expenses is recognised since Guarantee Certificate (SP) was published.

Guarantee Fee Recognition

Income from guarantee fees is recognised as revenue proportionately in accordance with the percentage of settlement of obligations during the guarantee protection period provided by the subsidiary based on the guarantee contract. If before the date of the guarantee contract is due, the claim amount of the guarantee beneficiary is the same as the guarantee value, then the guarantee fee that has not been recognised as income is immediately recognised as revenue.

Administrative services revenue assurance is recognised when all of Guarantee Certificates (SP) was published.

The subsidiary, re-guarantee a portion of its risk with re-guarantee companies. The amount of re-guarantee fee paid or portion of re-guarantee fee from re-guarantee transactions is recognised over the re-guarantee contract in proportion with the protection received.

Beban imbal jasa penjaminan kembali diakui sebagai pengurang pendapatan imbal jasa penjaminan secara proporsional sesuai dengan persentase penyelesaian kewajiban selama periode proteksi penjaminan yang diterima entitas anak berdasarkan kontrak penjaminan kembali.

Re-guarantee fees expenses is recognised as a proportionate deduction from the guarantee fee income in accordance with the percentage of settlement of obligations during the guarantee protection period received by the subsidiary based on the re-guarantee contract.

Komisi

Komisi yang diberikan sehubungan dengan penutupan penjaminan dicatat sebagai beban komisi, sedangkan komisi yang diperoleh dari transaksi penjaminan kembali dicatat sebagai pengurang beban imbal jasa penjaminan kembali dan diakui dalam laporan laba rugi dan pendapatan komprehensif lainnya secara proporsional sesuai dengan persentase penyelesaian kewajiban selama periode proteksi penjaminan yang diterima entitas anak berdasarkan kontrak penjaminan kembali pada saat terjadinya.

Commissions

Commissions due to in connection with the guarantee value are recorded as commission expense when incurred, where as commissions obtained from re-guarantee transactions are recorded as deduction from re-guarantee fee expenses and recognised in the statement profit or loss and other comprehensive income is recognised as proportionately in accordance with the percentage of settlement of obligations during the guarantee protection received by the subsidiary based on the re-guarantee contract.

ab. Hasil Investasi

a. Hasil investasi dari deposito berjangka diakui atas dasar proporsi waktu dan suku bunga yang berlaku.

b. Penghasilan dividen diakui bila hak pemegang saham untuk menerima pembayaran ditetapkan.

c. Keuntungan atau kerugian kurs mata uang asing yang berkaitan dengan deposito berjangka dan reksadana dicatat sebagai bagian dari hasil investasi.

d. Keuntungan atau kerugian dari penjualan saham diakui pada saat transaksinya.

ab. Income from Investments

a. Interest income from investment in time deposits is recognised on a time proportion basis, based on principal outstanding and prevailing interest rates.

b. Dividend income is recognised when the stockholders' right to receive payment is established.

c. Gains or losses on foreign exchange difference related to time deposits and mutual funds are presented as part of income from investments.

d. Gain or losses on sale of securities are recognised at the date of the transaction.

ac. Pinjaman Diterima dan Surat Berharga yang Diterbitkan

Pinjaman yang diterima dan surat berharga yang diterbitkan diukur pada biaya perolehan diamortisasi menggunakan metode suku bunga efektif. Biaya transaksi yang dapat diatribusikan secara langsung dengan nilai perolehan pinjaman yang diterima dan surat berharga yang diterbitkan dikurangkan dari jumlah pinjaman yang diterima dan surat berharga yang diterbitkan.

ac. Loans Received and Securities Issued

Loans received and securities issued are classified as financial liability measured at amortized cost using the effective interest rate method. Transaction costs that are directly attributable to the acquisition cost of loan received and securities issued are deducted from the loans received and securities issued.

ad. Kontrak Jaminan Keuangan dan Tagihan Komitmen Lainnya

Kontrak jaminan keuangan adalah kontrak yang mengharuskan penerbit untuk melakukan pembayaran kepada pemegang kontrak atas kerugian yang terjadi karena debitur tertentu gagal untuk melakukan pembayaran pada saat jatuh tempo, sesuai dengan ketentuan dari instrumen utang. Jaminan keuangan tersebut diberikan oleh Grup kepada bank, lembaga keuangan dan badan-badan lainnya atas nama debitur untuk menjamin kredit dan fasilitas-fasilitas perbankan lainnya dan penyediaan dana yang belum ditarik.

Pengakuan awal jaminan keuangan dalam laporan keuangan adalah sebesar nilai wajar pada saat jaminan diberikan. Nilai wajar jaminan keuangan pada saat berlakunya transaksi pada umumnya sama dengan premi yang diterima karena diberikan dengan syarat dan kondisi normal dan nilai wajar awal diamortisasi sepanjang umur jaminan keuangan.

Setelah pengakuan awal kontrak, jaminan keuangan dicatat pada nilai yang lebih tinggi antara biaya perolehan diamortisasi dengan nilai kini pembayaran yang diharapkan akan terjadi (ketika pembayaran atas jaminan menjadi besar kemungkinan terjadinya), dan selisihnya dibebankan sebagai beban operasional lainnya pada laba rugi.

ad. Financial Guarantee Contracts and Other Commitments Receivable

Financial guarantee contracts are contracts that require the issuer to make specified payments to reimburse the holder for a loss incurred because a specified debtor defaulted to make payments when due, in accordance with the terms of a debt instrument. Such financial guarantees are given from Group to bank, financial institutions and other institutions on behalf of debtor to secure loans and other banking facilities and undrawn loan facilities.

Initial recognition of financial guarantees in the consolidated financial statements is recognised at fair value at the time the guarantee is given. The fair value of financial guarantee at the time of the transaction is generally equal to the premium received, with normal terms and conditions, and the initial fair value is amortized over the life of financial guarantee.

Subsequently, these contracts are measured at the higher of amortized amount and the present value of any expected payment (when a payment under the guarantee has become probable) and the difference is charged to other operating expense in profit or loss.

ae. Biaya Emisi Saham

Biaya emisi saham disajikan sebagai pengurang akun tambahan modal disetor dan tidak diamortisasi.

ae. Stock Issuance Costs

The cost of issuing shares is presented as a reduction in the additional paid-in capital account and is not amortized.

af. Pengakuan Pendapatan dan Beban

1. Pengakuan Pendapatan Bunga, Beban Bunga, Pendapatan dan Beban Syariah

Pendapatan dan Beban Bunga

Pendapatan dan beban bunga untuk semua instrumen keuangan diakui dalam laba rugi secara akrual dengan menggunakan metode suku bunga efektif.

af. Revenue and Expense Recognition

1. Recognition of Interest Revenues, Interest Expense, Sharia Revenue, and Expense

Interest Revenue and Interest Expense

Interest revenue and interest expense for all financial instruments are recognised in profit or loss on accrual basis using the effective interest rate method.

Pendapatan dan beban syariah

Pendapatan syariah terdiri dari keuntungan murabahah, pendapatan ijarah muntahiyah bittamlik (sewa), dan bagi hasil pembiayaan musyarakah dan mudharabah.

Keuntungan murabahah dan pendapatan ijarah muntahiyah bittamlik diakui selama periode akad berdasarkan konsep akrual. Pendapatan bagi hasil pembiayaan mudharabah diakui pada saat diterima atau dalam periode terjadinya hak bagi hasil sesuai porsi bagi hasil (nisbah) yang disepakati.

Beban berdasarkan prinsip syariah terdiri dari beban bagi hasil mudharabah, beban bonus wadiah dan beban bagi hasil Sertifikat Investasi Mudharabah Antar Bank Syariah.

2. Pengakuan Pendapatan Jasa Biro Administrasi Efek, Jasa Penjaminan Emisi Efek dan Jasa Perantara Pedagang Efek serta Jasa Manajer Investasi

Pendapatan atas jasa biro administrasi efek, jasa perantara pedagang efek yang diterima dari nasabah sebagai imbalan atas transaksi jual/beli efek yang dilakukan di bursa efek dan jasa penjaminan emisi efek diakui pada saat penyerahan jasa.

Pendapatan atas jasa manajer investasi diakui berdasarkan ketentuan yang disepakati dalam kontrak investasi kolektif.

3. Pengakuan Pendapatan dan Beban Lainnya

Provisi dan Komisi Terkait Instrumen Keuangan

Pendapatan dan beban provisi komisi yang terkait dengan perolehan instrumen keuangan yang terkait jangka waktu tertentu yang jumlahnya signifikan, dicatat sebagai bagian dari nilai wajar aset atau liabilitas keuangan dan diamortisasi sesuai dengan jangka waktunya dengan menggunakan suku bunga efektif.

Provisi dan Komisi Lainnya

Provisi dan komisi lainnya yang tidak terkait dengan kegiatan perolehan instrumen keuangan dan jangka waktu tertentu yang jumlahnya signifikan, ditangguhkan dan diamortisasi menggunakan metode garis lurus sesuai dengan jangka waktu transaksi yang bersangkutan.

Syariah revenue and expense

Syariah revenue consists of income from murabahah sharia, income from muntahiyah bittamlik ijarah (lease), and profit sharing from mudharabah and musyarakah financing.

Income from murabahah and revenue from ijarah muntahiyah bittamlik are recognised over the contract period on an accrual basis. Profit sharing income from mudharabah financing are recognised when received or within the period of entitlement based on profit sharing agreement (nisbah).

Expense based on sharia consists of profit sharing expense of mudharabah, wadiah bonus expense and profit sharing expense of Certificate of Sharia Interbank Mudharabah Investment.

2. Recognition of Securities Administration, Underwriting and Stock Brokerage Fees and Investment Management Income

Securities administration fees, stock brokerage fees and underwriting fees are recognised as income when the services for trading of securities in the stock exchange and underwriting activities are rendered.

Investment management income is recognised based on agreed conditions as stated in the collective investment contract.

3. Recognition of Other Revenue and Expenses

Fees and Commissions Related to Financial Instruments

Commission income and expense fees associated with the acquisition of financial instruments with maturnity term and that the amount is significant, is recorded as part of the fair value of financial assets or financial liability and amortized over the term of the financial instrument using the effective interest rate method.

Other Fees and Commission

Fees and commissions that are significant in amount and are not related to the issuance or acquisition of financial instruments and have maturity terms are treated as deferred income or expenses and amortized using the straight-line method over the term of the relevant transaction.

Pendapatan provisi dan komisi lainnya meliputi pendapatan yang tidak terkait dengan kredit, seperti jasa banca assurance, pendapatan sebagai pemimpin sindikasi, pendapatan terkait dengan ekspor impor dan bank garansi, diakui sebagai pendapatan pada saat jasa diberikan.

Other fees and commission revenues not related to credit, such as bancaassurance services, and revenues associated with import export and bank guarantee, are recognised as revenue when the services rendered.

Beban Komisi

Komisi yang diberikan kepada pialang asuransi, agen dan perusahaan asuransi lain sehubungan dengan penutupan pertanggungan dicatat sebagai beban komisi, sedangkan komisi yang diperoleh dari transaksi reasuransi dicatat sebagai pendapatan komisi, dan diakui dalam laba rugi pada saat terjadinya.

Commissions Expense

Commissions due to insurance brokers, agents and other insurance companies in connection with the insurance coverage are recorded as commission expense when incurred, whereas commissions obtained from reinsurance transactions are recorded as commission income and recognised when earned.

Pendapatan dan Beban Lainnya

Pendapatan dari sewa operasi dibukukan dengan menggunakan metode garis lurus selama masa periode sewa (Catatan 2l).

Pendapatan administrasi yang terjadi sehubungan dengan transaksi sewa, pembiayaan multiguna dan pembiayaan modal kerja skema anjak piutang masing-masing diakui pada saat terjadinya.

Pendapatan (beban) lainnya diakui pada saat terjadinya sesuai dengan masa manfaatnya (*accrual basis*).

Other Income and Expense

Income from assets for lease (operating lease) is recognised using the straight-line method over the lease period (Note 2l).

Administration income incurred in relation with lease financing, multipurpose financing, and working capital financing with factoring scheme receivables are recognised when earned.

Other income (expense) are recognised when earned (incurred) in accordance with their beneficial period (accrual basis).

ag. Imbalan Kerja

Liabilitas Imbalan kerja jangka pendek

Imbalan kerja jangka pendek diakui sebesar jumlah yang tak-terdiskonto sebagai liabilitas pada laporan posisi keuangan konsolidasian setelah dikurangi dengan jumlah yang telah dibayar dan sebagai beban dalam laba rugi.

Liabilitas Imbalan kerja jangka panjang

Manfaat yang ditentukan

Liabilitas imbalan kerja jangka panjang merupakan manfaat pasti yang dibentuk dengan pendanaan khusus melalui program dana pensiun dan didasarkan pada masa kerja dan jumlah penghasilan karyawan pada saat pensiun yang dihitung menggunakan metode *Projected Unit Credit*. Pengukuran kembali liabilitas imbalan pasti langsung diakui dalam laporan posisi keuangan dan penghasilan komprehensif lain pada periode terjadinya dan tidak akan direklasifikasi ke laba rugi, namun menjadi bagian dari saldo laba. Biaya liabilitas imbalan pasti lainnya terkait dengan program imbalan pasti diakui dalam laba rugi.

ag. Employee Benefits

Short-term employee benefits liability

Short-term employee benefits are recognised at its undiscounted amount as a liability after deducting any amount already paid in the consolidated statement of financial position and as an expense in profit or loss.

Long-term employee benefits liability

Defined benefits

Long-term employee benefits liability represents post-employment benefits, funded defined-benefit plans through a certain pension fund which amounts are determined based on years of service and salaries of the employees at the time of pension and calculated using the Projected Unit Credit. Remeasurement is reflected immediately in the statement of financial position with a charge or credit recognised in other comprehensive income in the period in which they occur and not to be reclassified to profit or loss but reflected immediately in retained earnings. All other costs related to the defined-benefit plan are recognised in profit or loss.

Presiden Republik Indonesia telah menetapkan Peraturan Pemerintah Pengganti Undang-Undang No. 2 Tahun 2022 tentang Cipta Kerja (Perppu Cipta Kerja 2/2022) pada tanggal 30 Desember 2022 yang merupakan pelaksanaan dari Putusan MK Nomor 91/PUU-XVIII/2020. Dengan berlakunya Perppu ini, UU No. 11/2020 tentang Cipta Kerja dicabut dan dinyatakan tidak berlaku.

PP 35/2021 mengatur mengenai perjanjian kerja waktu tertentu (karyawan tidak tetap), alih daya, waktu kerja, waktu istirahat dan pemutusan hubungan kerja, yang dapat mempengaruhi manfaat imbalan minimum yang harus diberikan kepada karyawan.

Kontribusi yang ditentukan

Liabilitas imbalan kerja jangka panjang merupakan imbalan pasca-kerja iuran pasti melalui dana pensiun dan didasarkan pada masa kerja dan jumlah penghasilan karyawan saat pensiun. Jumlah iuran yang terutang diakui sebagai liabilitas pada laporan posisi keuangan konsolidasian setelah dikurangi dengan jumlah yang telah dibayar dan sebagai beban dalam laba rugi.

Jika ada bagian iuran yang jatuh tempo dalam waktu lebih dari (12) bulan setelah tanggal laporan posisi keuangan, maka iuran tersebut disajikan sebesar nilai kini liabilitas yang didiskontokan.

Manfaat iuran pasti ditentukan berdasarkan akumulasi iuran dan hasil pengembangan investasi.

ah. Pajak Penghasilan

Pajak Kini

Pajak kini ditentukan berdasarkan laba kena pajak dalam tahun yang bersangkutan yang dihitung berdasarkan tarif pajak yang berlaku.

Pajak Tangguhan

Pajak tangguhan diakui sebagai liabilitas jika terdapat perbedaan temporer kena pajak yang timbul dari perbedaan antara dasar pengenaan pajak aset dan liabilitas dengan jumlah tercatatnya pada tanggal pelaporan.

The President of the Republic of Indonesia has issued Government Regulation in Lieu of Law No. 2 of 2022 concerning Job Creation (Perppu Cipta Kerja 2/2022) on December 30, 2022 which is the implementation of the Constitutional Court Decision Number 91/PUU-XVIII/2020. With the enactment of this Perppu, Law No. 11/2020 concerning Job Creation is repealed and declared invalid.

PP 35/2021 regulates the work agreement for a certain period (non-permanent employees), outsourcing, working time, rest time and termination of employment, which can affect the minimum benefits that must be provided to employees.

Defined contributions

Long-term employee benefits liability represents post-employment benefits, defined-contribution plans through a certain pension fund which amounts are determined based on years of service and salaries of the employees at the time of pension. The contribution payable is accrued as a liability after deducting any amount already paid in the consolidated statement of financial position and an expense in profit or loss.

If a part of the contributions falls due in a period in excess of twelve (12) months from the statement of financial position date, the contributions are presented at its discounted amount.

Defined contribution plans benefits are determined based on accumulated contributions and returns on investments.

ah. Income Tax

Current Tax

Current tax expense is determined based on the taxable income for the year computed using prevailing tax rates.

Deferred Tax

Deferred tax is provided using the liability method on temporary differences between the tax bases of assets and liabilities and their carrying amounts for financial reporting purposes at the reporting date.

Aset pajak tangguhan diakui untuk seluruh perbedaan temporer yang dapat dikurangkan dan rugi fiskal yang dapat dikompensasikan. Aset pajak tangguhan diakui dan direviu pada setiap tanggal pelaporan atau diturunkan jumlah tercatatnya, sepanjang kemungkinan besar laba kena pajak tersedia untuk pemanfaatan perbedaan temporer yang dapat dikurangkan dan rugi fiskal yang dapat dikompensasikan.

Deferred tax assets are recognised for all deductible temporary differences and the carry forward tax benefit of any unused tax losses. Deferred tax assets are recognised and reviewed at each reporting date and reduced to the extent that it is probable that taxable profit will be available against which the deductible temporary differences and the carry forward benefit of unused tax losses can be utilized.

Aset dan liabilitas pajak tangguhan diukur dengan menggunakan tarif pajak yang diharapkan berlaku ketika aset dipulihkan atau liabilitas diselesaikan, berdasarkan tarif pajak (atau peraturan pajak) yang telah berlaku atau secara substantif telah berlaku pada tanggal pelaporan.

Deferred tax assets and liabilities are measured at the tax rates that are expected to apply when the asset is realized or the liability is settled, based on tax rates (or tax laws) that have been enacted or substantively enacted at the reporting date.

Aset pajak tangguhan dan liabilitas pajak tangguhan saling hapus jika dan hanya jika, terdapat hak yang dipaksakan secara hukum untuk melakukan saling hapus aset pajak kini terhadap liabilitas pajak kini dan pajak tangguhan tersebut terkait dengan entitas kena pajak yang sama dan dikenakan oleh otoritas perpajakan yang sama.

Deferred tax assets and deferred tax liabilities are offset if and only if, a legally enforceable right exists to set off current tax assets against current tax liabilities and the deferred taxes relate to the same taxable entity and the same taxation authority.

ai. Distribusi Dividen

Distribusi dividen kepada pemegang saham Perusahaan diakui sebagai liabilitas dalam laporan keuangan konsolidasian dalam periode saat dividen tersebut disetujui oleh pemegang saham Perusahaan.

ai. Dividend Distribution

Dividend distribution to the Company's shareholders is recognised as a liability in the consolidated financial statements in the period in which the dividends are approved by the Company's shareholders.

aj. Laba Per Saham

Laba per saham dasar dihitung dengan membagi laba bersih yang dapat diatribusikan kepada pemilik entitas induk dengan jumlah rata-rata tertimbang saham yang beredar pada tahun yang bersangkutan.

aj. Earnings per Share

Basic earnings per share is computed by dividing net profit attributable to owners of the parent Company by the weighted average number of shares outstanding during the year.

ak. Informasi Segmen

Informasi segmen disusun sesuai dengan kebijakan akuntansi yang dianut dalam penyusunan dan penyajian laporan keuangan konsolidasian.

Segmen operasi diidentifikasi berdasarkan laporan internal komponen-komponen Grup yang secara berkala dilaporkan kepada pengambil keputusan operasional dalam rangka alokasi sumber daya ke dalam segmen dan penilaian kinerja Grup.

ak. Segment Information

Segment information is prepared using the accounting policies adopted for preparing and presenting the consolidated financial statements.

Operating segments are identified on the basis of internal reports about components of the Group that are regularly reviewed by the chief operating decision maker in order to allocate resources to the segments and to assess their performances.

al. Provisi

Provisi diakui jika Grup mempunyai liabilitas kini (hukum maupun konstruktif) sebagai akibat peristiwa masa lalu, yang memungkinkan Grup harus menyelesaikan kewajiban tersebut dan estimasi yang andal mengenai jumlah liabilitas tersebut dapat dibuat.

Jumlah yang diakui sebagai provisi adalah hasil estimasi terbaik pengeluaran yang diperlukan untuk menyelesaikan kewajiban kini pada tanggal pelaporan, dengan mempertimbangkan risiko dan ketidakpastian terkait kewajiban tersebut.

am. Peristiwa Setelah Periode Pelaporan

Peristiwa-peristiwa yang terjadi setelah periode pelaporan yang menyediakan tambahan informasi mengenai posisi keuangan Grup pada tanggal laporan posisi keuangan (peristiwa penyesuaian), jika ada, telah tercermin dalam laporan keuangan. Peristiwa-peristiwa yang terjadi setelah periode pelaporan yang tidak memerlukan penyesuaian (peristiwa non-penyesuai), apabila jumlahnya material, telah diungkapkan dalam laporan keuangan.

al. Provisions

Provisions are recognised when the Group has present obligation (legal or constructive) as a result of a past event, it is probable that the Group will be required to settle the obligation, and a reliable estimate can be made of the amount of the obligation.

The amount recognised as a provision is the best estimate of the consideration required to settle the obligation at the reporting date, taking into account the risks and uncertainties surrounding the obligation.

am. Events after the Reporting Period

Post year-end events that provide additional information about the Group's consolidated financial position at the reporting date (adjusting events), if any, are reflected in the consolidated financial statements. Post year-end events that are not adjusting events are disclosed in the notes to the consolidated financial statements when material.

3. Penggunaan Estimasi, Pertimbangan dan Asumsi Manajemen

Dalam penerapan kebijakan akuntansi Grup, seperti yang diungkapkan dalam Catatan 2 pada laporan keuangan konsolidasian, manajemen harus membuat estimasi, pertimbangan, dan asumsi atas nilai tercatat aset dan liabilitas yang tidak tersedia oleh sumber-sumber lain. Estimasi dan asumsi tersebut, berdasarkan pengalaman historis dan faktor lain yang dipertimbangkan relevan.

Manajemen berkeyakinan bahwa pengungkapan berikut telah mencakup ikhtisar estimasi, pertimbangan dan asumsi signifikan yang dibuat oleh manajemen, yang berpengaruh terhadap jumlah-jumlah yang dilaporkan serta pengungkapan dalam laporan keuangan konsolidasian.

Pertimbangan

Pertimbangan-pertimbangan berikut dibuat oleh manajemen dalam proses penerapan kebijakan akuntansi Grup yang memiliki dampak yang paling signifikan terhadap jumlah-jumlah yang diakui dalam laporan keuangan konsolidasian:

a. Mata Uang Fungsional

Dalam proses penerapan kebijakan akuntansi Grup, manajemen telah membuat pertimbangan untuk menentukan mata uang fungsional entitas anak luar negeri.

3. Management Use of Estimates, Judgments and Assumptions

In applying of the Group's accounting policies, which are described in Note 2 to the consolidated financial statements, management is required to make estimates, judgments, and assumptions about the carrying amounts of assets and liabilities that are not readily available from other sources. The estimates and assumptions are based on historical experience and other factors that are considered to be relevant.

Management believes that the following represent a summary of the significant estimates, judgments, and assumptions made that affected certain reported amounts and disclosures in the consolidated financial statements.

Judgments

The following judgments are made by management in the process of applying the Group's accounting policies that have the most significant effects on the amounts recognised in the consolidated financial statements:

a. Functional Currency

In the process of applying the Group's accounting policies, management has made judgment on the determination of functional currency of the foreign subsidiaries.

Mata uang fungsional Perusahaan dan entitas anak adalah mata uang lingkungan ekonomi utama dimana masing-masing entitas beroperasi. Mata uang tersebut adalah yang paling mempengaruhi harga jual barang dan jasa, dan mata uang dari negara yang kekuatan persaingan dan peraturannya sebagian besar menentukan harga jual barang dan jasa entitas, dan merupakan mata uang yang mana dana dari aktivitas pendanaan dihasilkan.

The functional currency of the Company and its subsidiaries is the currency of the primary economic environment in which each of them operates. It is the currency, among others, that mainly influences sales prices for goods and services, and of the country whose competitive forces and regulations mainly determine the sales prices of its goods and services, and the currency in which funds from financing activities are generated.

b. Klasifikasi Aset Keuangan dan Liabilitas Keuangan

Grup menentukan klasifikasi aset dan liabilitas tertentu sebagai aset keuangan dan liabilitas keuangan dengan menilai apakah aset dan liabilitas tersebut memenuhi kriteria yang ditetapkan dalam PSAK No. 109. Aset keuangan dan liabilitas keuangan dicatat sesuai dengan kebijakan akuntansi Grup sebagaimana diungkapkan dalam Catatan 2.

b. Classification of Financial Assets and Financial Liabilities

The Group determines the classifications of certain assets and liabilities as financial assets and liabilities by judging if they meet the criteria set forth in SFAS No. 109. Accordingly, the financial assets and liabilities are accounted for in accordance with the Group's accounting policies as disclosed in Note 2.

c. Cadangan Kerugian Penurunan Nilai atas Aset Keuangan

Pada setiap tanggal pelaporan, Grup menilai apakah risiko kredit atas instrumen keuangan telah meningkat secara signifikan sejak pengakuan awal. Ketika melakukan penilaian tersebut, Grup mempertimbangkan perubahan risiko gagal bayar yang terjadi selama umur instrumen keuangan. Dalam melakukan penilaian tersebut, Grup membandingkan risiko gagal bayar yang terjadi pada tanggal pelaporan dengan risiko gagal bayar pada saat pengakuan awal, serta mempertimbangkan informasi, termasuk informasi masa lalu, kondisi saat ini, dan informasi bersifat perkiraan masa depan (*forward-looking*), yang wajar dan terdukung yang tersedia tanpa biaya atau upaya berlebihan.

Grup mengukur cadangan kerugian sepanjang umurnya, jika risiko kredit atas instrumen keuangan tersebut telah meningkat secara signifikan sejak pengakuan awal, jika tidak, maka Grup mengukur cadangan kerugian untuk instrumen keuangan tersebut sejumlah kerugian kredit ekspektasian 12 bulan. Suatu evaluasi yang bertujuan untuk mengidentifikasi jumlah cadangan kerugian ekspektasian yang harus dibentuk, dilakukan secara berkala pada setiap periode pelaporan. Oleh karena itu, saat dan besaran jumlah cadangan kerugian ekspektasian yang tercatat pada setiap periode dapat berbeda tergantung pada pertimbangan atas informasi yang tersedia atau berlaku pada saat itu.

Nilai tercatat aset keuangan Grup dalam kategori aset keuangan pada biaya perolehan diamortisasi tanggal 31 Desember 2025 dan 2024 adalah sebagai berikut:

c. Allowance for Impairment of Financial Assets

At each reporting date, the Group assesses whether the credit risk of a financial instrument has increased significantly since initial recognition. When making the assessment, the Group uses the change in the risk of default over the expected life of the financial instrument. To make that assessment, The Group compares the risk of default occurring on the financial instrument as at the reporting date with the risk of default occurring on the financial instrument as at the date of initial recognition and consider reasonable and supportable information, including past data, current conditions and forward-looking information, that is available without undue cost or effort.

The Group measures the loss allowance for a financial instrument at an amount equal to the lifetime expected credit losses if the credit risk on that financial instrument has increased significantly since initial recognition, otherwise, the Group measures the loss allowance for that financial instrument at an amount equal to 12-month expected credit losses. Evaluation of financial assets to determine the allowance for expected loss to be provided is performed periodically in each reporting period. Therefore, the timing and amount of allowance for expected credit loss recorded at each period might differ based on the judgments and estimates that are available or valid at each period.

The carrying values of the Group's financial assets at amortized cost as at December 31, 2025 and 2024 are as follows:

	2025	2024	
Kas dan bank	9.180.682	8.828.002	Cash and cash in banks
Investasi jangka pendek			Short-term investments
Penempatan pada Bank Indonesia dan Bank lain	8.655.784	11.106.035	Placements in Bank Indonesia and with other banks
Deposito berjangka	3.894.479	2.955.592	Time deposits
Efek-efek	12.700.966	6.206.005	Securities
Efek-efek yang dibeli dengan janji jual Kembali	1.394.940	192.215	Securities purchased under agreements to resell
Piutang pembiayaan multiguna - bersih	1.262.692	1.537.356	Multipurpose financing receivables - net
Piutang Pembiayaan Modal Kerja Skema anjak piutang	1.164.388	1.474.546	Working capital financing with factoring scheme receivables - net
Piutang transaksi efek	652.467	171.354	Securities transaction receivables
Piutang lain-lain - bersih	2.694.439	3.557.261	Other receivables - net
Kredit yang diberikan- bersih	10.857.033	12.618.690	Loans - net
Tagihan akseptasi - bersih	161.224	38.129	Acceptance receivables - net
Aset lain-lain	3.017.620	102.089	Other assets
Jumlah	**55.636.714**	**48.787.274**	**Total**

d. Komitmen Sewa

Grup Sebagai Penyewa

Grup telah menandatangani sejumlah perjanjian sewa ruangan, kendaraan, mesin dan peralatan. Grup menentukan bahwa sewa tersebut memenuhi kriteria pengakuan dan pengukuran aset hak-guna dan liabilitas sewa sesuai dengan PSAK No. 116, Sewa.

Grup Sebagai Pesewa

Grup telah menandatangani sejumlah perjanjian sewa ruangan. Grup menentukan bahwa sewa tersebut adalah sewa operasi karena Grup menanggung secara signifikan seluruh risiko dan manfaat dari kepemilikan aset-aset tersebut.

e. Pajak Penghasilan

Pertimbangan yang signifikan dibutuhkan untuk menentukan jumlah pajak penghasilan. Terdapat sejumlah transaksi dan perhitungan yang menimbulkan ketidakpastian penentuan jumlah pajak penghasilan karena interpretasi atas peraturan pajak yang berbeda. Jika hasil pemeriksaan pajak berbeda dengan jumlah yang sebelumnya telah dibukukan, maka selisih tersebut akan berdampak terhadap aset dan liabilitas pajak kini dan tangguhan dalam periode dimana hasil pemeriksaan tersebut terjadi.

d. Lease Commitmens

Group as Lessee

The Group has entered into various lease agreements for commercial spaces, machineries and equipment. The Group has determined that those leases meet the criteria for recognition and measurement of right-to-use assets and lease liabilities in accordance with SFAS No. 116, Leases.

Group as Lessor

The Group has entered into various commercial space lease agreements. The Group has determined that those are operating leases since the Group bears substantially all the significant risks and rewards of ownership of the related assets.

e. Income Tax

Significant judgment is required in determining the provision for income taxes. There are many transactions and calculations for which the ultimate tax determination is uncertain due to different interpretation of tax regulations. Where the final tax outcome of these matters is different from the amounts that were initially recorded, such differences will have an impact on the current and deferred income tax assets and liabilities in the period in which such determination is made.

Estimasi dan Asumsi

Asumsi utama mengenai masa depan dan sumber utama lain dalam mengestimasi ketidakpastian pada tanggal pelaporan yang mempunyai risiko signifikan yang dapat menyebabkan penyesuaian material terhadap nilai tercatat aset dan liabilitas dalam periode berikutnya diungkapkan di bawah ini. Grup mendasarkan asumsi dan estimasi pada parameter yang tersedia saat laporan keuangan konsolidasian disusun. Kondisi yang ada dan asumsi mengenai perkembangan masa depan dapat berubah karena perubahan situasi pasar yang berada di luar kendali Grup. Perubahan tersebut tercermin dalam asumsi ketika keadaan tersebut terjadi:

a. Nilai Wajar Aset Keuangan dan Liabilitas Keuangan

Standar Akuntansi Keuangan di Indonesia mensyaratkan pengukuran aset keuangan dan liabilitas keuangan tertentu pada nilai wajarnya, dan penyajian ini mengharuskan penggunaan estimasi. Komponen pengukuran nilai wajar yang signifikan ditentukan berdasarkan bukti-bukti objektif yang dapat diverifikasi (seperti nilai tukar, suku bunga), sedangkan saat dan besaran perubahan nilai wajar dapat menjadi berbeda karena penggunaan metode penilaian yang berbeda.

Nilai wajar aset keuangan dan liabilitas keuangan diungkapkan pada Catatan 52.

b. Estimasi Masa Manfaat Properti Investasi dan Aset Tetap

Masa manfaat dari masing-masing properti investasi dan aset tetap Grup diestimasi berdasarkan jangka waktu aset tersebut diharapkan tersedia untuk digunakan. Estimasi tersebut didasarkan pada penilaian kolektif berdasarkan bidang usaha yang sama, evaluasi teknis internal dan pengalaman dengan aset sejenis. Estimasi masa manfaat setiap aset ditelaah secara berkala dan diperbarui jika estimasi berbeda dari perkiraan sebelumnya yang disebabkan karena pemakaian, usang secara teknis atau komersial serta keterbatasan hak atau pembatasan lainnya terhadap penggunaan aset. Dengan demikian, hasil operasi di masa mendatang mungkin dapat terpengaruh secara signifikan oleh perubahan dalam jumlah dan waktu terjadinya biaya karena perubahan yang disebabkan oleh faktor-faktor yang disebutkan di atas. Penurunan estimasi masa manfaat ekonomis setiap aset tetap akan menyebabkan kenaikan beban penyusutan dan penurunan nilai tercatat aset tetap.

Estimates and Assumptions

The key assumptions concerning the future and other key sources of estimation uncertainty at the reporting date that have a significant risk of causing a material adjustment to the carrying amounts of assets and liabilities within the next financial period are disclosed below. The Group based its assumptions and estimates on parameters available when the consolidated financial statements were prepared. Existing circumstances and assumptions about future developments may change due to market changes on circumstances arising beyond the control of the Group. Such changes are reflected in the assumptions when they occur:

a. Fair Value of Financial Assets and Financial Liabilities

Indonesian Financial Accounting Standards require measurement of certain financial assets and liabilities at fair values, and the disclosure requires the use of estimates. Significant component of fair value measurement is determined based on verifiable objective evidence (i.e. foreign exchange rate, interest rate), while timing and amount of changes in fair value might differ due to different valuation method used.

The fair value of financial assets and liabilities are set out in Note 52.

b. Estimated Useful Lives of Investment Properties and Property, Plant and Equipment

The useful life of each of the item of the Group's investment properties and property, plant and equipment are estimated based on the period over which the asset is expected to be available for use. Such estimation is based on a collective assessment of similar business, internal technical evaluation and experience with similar assets. The estimated useful life of each asset is reviewed periodically and updated if expectations differ from previous estimates due to physical wear and tear, technical or commercial obsolescence, and legal or other limits on the use of the asset. It is possible, however, that future results of operations could be materially affected by changes in the amounts and timing of recorded expenses brought about by changes in the factors mentioned above. A reduction in the estimated useful life of any item of investment properties and property plant and equipment would increase the recorded depreciation and decrease the carrying values of these assets.

Nilai tercatat properti investasi dan aset tetap diungkapkan pada Catatan 17 dan 18.

c. Penilaian dari liabilitas kontrak asuransi

Estimasi Arus Kas Masa Depan

Dalam mengestimasi arus kas masa depan, Grup memasukan, secara tidak bias, seluruh informasi yang wajar dan dapat didukung yang tersedia pada tanggal pelaporan. Informasi tersebut mencakup data historis internal dan eksternal mengenai klaim dan pengalaman lainnya, yang diperbaharui untuk mencerminkan ekspektasi terkini atas peristiwa di masa depan.

Estimasi arus kas masa depan mencerminkan pandangan Grup atas kondisi terkini pada tanggal pelaporan, sepanjang estimasi atas setiap variabel pasar yang relevan konsisten dengan harga pasar yang dapat diobservasi.

Arus kas yang berada dalam batas kontrak adalah arus kas yang berhubungan secara langsung dengan pemenuhan kontrak, termasuk arus kas yang jumlah atau waktu terjadinya berada dalam diskresi Grup, yang mencakup pembayaran kepada pemegang polis, arus kas akuisisi asuransi, serta biaya lain yang timbul dalam rangka pemenuhan kontrak.

Arus kas akuisisi asuransi dan biaya lainnya yang timbul dalam rangka pemenuhan kontrak mencakup biaya langsung serta alokasi biaya *overhead*. Arus kas yang dapat diatribusikan pada aktivitas akuisisi dan aktivitas pemenuhan lainnya dialokasikan ke kelompok kontrak dengan menggunakan metode yang sistematis dan rasional serta diterapkan secara konsisten.

Tingkat diskonto

Grup menetapkan tingkat diskonto untuk mengukur arus kas masa depan kontrak asuransi, yaitu tingkat diskonto yang mencerminkan nilai waktu dari uang, karakteristik arus kas liabilitas kontrak asuransi, serta konsistensi dengan informasi pasar yang dapat diobservasi pada tanggal pelaporan.

The carrying value of these assets are set out in Notes 17 and 18.

c. Valuation of insurance contract liabilities

Estimated of Expected Future Cash Flows

In estimating future cash flows, the Group uses probability-weighted estimates that are unbiased and incorporate all reasonable and supportable information available at the reporting date without undue cost or effort. Such information includes relevant internal and external historical data on claims and other experience, which are updated to reflect current expectations of future events and conditions.

Estimates of future cash flows are developed from the Group's perspective and reflect current conditions at the reporting date. To the extent that the estimates include relevant market variables, those variables are consistent with observable market prices at that date.

Cash flows within the contract boundary comprise cash flows that arise from the substantive rights and obligations of the Group and are directly attributable to the fulfilment of the insurance contract, including cash flow for which the Group has discretion over the amount or timing, which include payments to the policyholders, insurance acquisition cash flows, and other cost that are incurred in fulfilling the insurance contract.

Insurance acquisition cash flows and other costs incurred in fulfilling the contract include direct attributable costs and fixed and variable overhead costs. Cash flows that are attributable to acquisition activities and other fulfilment activities are allocated to groups of contracts using methods that are systematic and rational and are applied consistently.

Discount rates

The Group determines discount rates to measure the future cash flows of insurance contract, such that the discount rates reflect the time value of money, the characteristics of the cash flows of the insurance contract liabilities, and consistency with observable market information at the reporting date.

Grup mengadopsi pendekatan bottom-up, dimana tingkat diskonto didasarkan pada risk-free yield curve dan penyesuaian untuk illiquidity premium. Untuk illiquidity premium, kategori likuiditas rendah diberikan menggunakan system penilaian obyektif yang didasarkan pada karateristik likuiditas rendah dari produk di setiap portfolio.

The Group adopts a bottom-up approach in which discount rates are based on the risk-free yield curve and an adjustment for illiquidity premium. For illiquidity premium, illiquidity buckets are assigned using an objective scoring system that is based on the illiquidity characteristics of portfolio.

Penyesuaian Risiko untuk Risiko Non Keuangan

Risk Adjustment for Non-Financial Risk

Penyesuaian risiko untuk risiko non keuangan ditentukan untuk mencerminkan kompensasi yang dibutuhkan oleh Grup atas penanggungan risiko non keuangan dan tingkat aversi risikonya. Penyesuaian risiko ini mencerminkan dampak manfaat diversifikasi antar berbagai lini bisnis, yang ditentukan dengan menggunakan teknik matriks korelasi.

The risk adjustment for non-financial risk is determined to reflect the compensation required by the Group for bearing non financial risk and its degree of risk aversion. The risk adjustment reflects the effects of diversification benefits across different lines of business, which are determined using a correlation matrix technique.

Penyesuaian risiko untuk risiko non keuangan ditentukan dengan menggunakan teknik tingkat keyakinan (confidence level technique). Dalam menentukan penyesuaian risiko untuk risiko non keuangan atas kontrak reasuransi, Grup menerapkan pendekatan yang sama dengan yang digunakan untuk kontrak asuransi yang mendasarinya atas arus kas yang dapat diatribusikan kepada reasuransi.

The risk adjustment for non-financial risk is determined using the confidence level technique. In determining the risk adjustment for non-financial risk for reinsurance contracts, the Group applies the same approach as that used for the underlying insurance contracts to the cash flows attributable to reinsurance.

Amortisasi Marjin Jasa Kontraktual

Amortisation of the Contractual Service Margin

CSM merupakan komponen dari aset atau liabilitas untuk kelompok kontrak asuransi yang merepresentasikan laba yang belum diakui yang akan diakui oleh Grup seiring dengan penyediaan jasa asuransi di masa depan. Sejumlah CSM untuk suatu kelompok kontrak asuransi diakui dalam laba rugi sebagai pendapatan asuransi pada setiap periode untuk mencerminkan jasa kontrak asuransi yang diberikan berdasarkan kelompok kontrak asuransi tersebut pada periode bersangkutan.

The CSM is a component of the asset or liability for a group of insurance contracts that represents the unearned profit that the Group will recognise as it provides insurance contract services in the future. An amount of the CSM for a group of insurance contracts is recognised in profit or loss as insurance revenue in each period to reflect the insurance contract services provided under that group of insurance contracts in the relevant period.

Jumlah CSM yang diakui ditentukan melalui tahapan sebagai berikut:

- Mengidentifikasi unit pertanggungan (*coverage units*) dalam kelompok kontrak.
- Mengalokasikan CSM pada akhir periode pelaporan (sebelum pengakuan jumlah apa pun dalam laba rugi untuk mencerminkan jasa kontrak asuransi yang diberikan pada periode tersebut) secara merata kepada setiap unit pertanggungan yang diberikan pada periode berjalan dan yang diharapkan akan diberikan di masa depan; dan
- Mengakui dalam laba rugi jumlah CSM yang dialokasikan kepada unit pertanggungan yang diberikan pada periode berjalan.

Jumlah unit pertanggungan dalam suatu kelompok merupakan kuantitas jasa kontrak asuransi yang diberikan oleh kontrak kontrak dalam kelompok tersebut, yang ditentukan dengan mempertimbangkan kuantitas manfaat yang diberikan serta periode pertanggungan yang diharapkan. Total unit pertanggungan dari setiap kelompok kontrak asuransi dinilai kembali pada akhir setiap periode pelaporan untuk menyesuaikan dengan penurunan sisa pertanggungan akibat klaim yang dibayar, ekspektasi lapse, serta pembatalan kontrak yang terjadi dalam periode tersebut. Selanjutnya, unit pertanggungan tersebut dialokasikan berdasarkan rata-rata durasi tertimbang probabilitas dari setiap unit pertanggungan yang diberikan pada periode berjalan dan yang diharapkan akan diberikan di masa depan.

Untuk kontrak reasuransi yang dimiliki, amortisasi CSM dilakukan dengan cara yang serupa dengan kontrak reasuransi yang diterbitkan dan mencerminkan pola yang diharapkan dari penjaminan atas kontrak kontrak yang mendasarinya, karena tingkat jasa yang diberikan bergantung pada jumlah kontrak yang mendasari yang masih berlaku.

The amount of CSM recognised is determined through the following steps:

- Identifying the coverage units in the group of cointracts.
- Allocating the CSM at the end of the reporting period (before recognising any amounts in profit or loss to reflect the insurance contract services provided in that period) on a systematic and rational basis to each coverage unit provided in the current period and expected to be provided in the future; and
- Recognising in profit or loss the amount of the CSM allocated to the coverage units provided in the current period.

The number of coverage units in a group represents the quantity of insurance contract services provided by the contracts within that group, determined by considering both the quantity of benefits provided and the expected coverage period. The total coverage units for each group of insurance contracts are reassessed at the end of each reporting period to reflect reductions in remaining coverage resulting from claims paid, expected lapses, and contract cancellations occurring during the period. The coverage units are subsequently allocated based on the probability weighted average duration of each coverage unit provided in the current period and those expected to be provided in the future.

For reinsurance contracts held, the amortisation of the CSM is performed in a manner consistent with that applied to issued reinsurance contracts and reflects the expected pattern of coverage of the underlying contracts, as the level of services provided depends on the number of underlying contracts that remain in force.

d. Imbalan Kerja Jangka Panjang

Penentuan liabilitas imbalan kerja jangka panjang dipengaruhi oleh asumsi tertentu yang digunakan oleh aktuaris dalam menghitung jumlah tersebut. Asumsi-asumsi tersebut dijelaskan dalam Catatan 47 dan mencakup, antara lain, tingkat kenaikan gaji, dan tingkat diskonto yang ditentukan dengan mengacu pada imbal atas bunga obligasi pemerintah dalam mata uang yang sama dengan mata uang pembayaran imbalan dan memiliki jangka waktu yang mendekati estimasi jangka waktu liabilitas imbalan kerja jangka panjang tersebut. Hasil aktual yang berbeda dengan asumsi Grup dibukukan pada penghasilan komprehensif lain dan dengan demikian, berdampak pada jumlah penghasilan komprehensif lain yang diakui dan liabilitas yang tercatat pada periode-periode mendatang. Manajemen berkeyakinan bahwa asumsi-asumsi yang digunakan adalah tepat dan wajar, namun demikian, perbedaan signifikan pada hasil aktual, atau perubahan signifikan dalam asumsi-asumsi tersebut dapat berdampak signifikan pada jumlah liabilitas imbalan kerja jangka panjang.

Nilai tercatat liabilitas imbalan kerja jangka panjang diungkapkan pada Catatan 47.

d. Long-term Employee Benefits

The determination of the long-term employee benefits is dependent on the selection of certain assumptions used by actuary in calculating such amounts. Those assumptions are described in Note 47 and include, among others, rate of salary increase, and discount rate which is determined after giving consideration to interest rates of high-quality corporate bonds that are denominated in the currency in which the benefits are to be paid and have terms of maturity approximating the terms of the related employee benefits liability. Actual results that differ from the Group's assumptions are charged to other comprehensive income and therefore, generally affect the recognised other comprehensive income and recorded obligation in such future periods. While it is believed that the Group's assumptions are reasonable and appropriate, significant differences in actual experience or significant changes in assumptions may materially affect the amount of long-term employee benefits liability.

The carrying value of long-term employee benefits liability is disclosed in Note 47.

e. Aset Pajak Tangguhan

Aset pajak tangguhan diakui untuk semua perbedaan temporer antara nilai tercatat aset dan liabilitas pada laporan keuangan dengan dasar pengenaan pajak jika kemungkinan besar jumlah laba kena pajak akan memadai untuk pemanfaatan perbedaan temporer yang diakui. Estimasi manajemen yang signifikan diperlukan untuk menentukan jumlah aset pajak tangguhan yang diakui berdasarkan kemungkinan waktu terealisasinya dan jumlah laba kena pajak pada masa mendatang serta strategi perencanaan pajak masa depan.

Nilai tercatat aset pajak tangguhan diungkapkan pada Catatan 48.

e. Deferred Tax Assets

Deferred tax assets are recognised for all temporary differences between the financial statements' carrying amounts of existing assets and liabilities and their respective taxes bases to the extent that it is probable that taxable profit will be available against which the temporary differences can be utilized. Significant management estimates are required to determine the amount of deferred tax assets that can be recognised, based upon the likely timing and the level of future taxable profits together with future tax planning strategies.

The carrying value of deferred tax assets is disclosed in Note 48.

f. Penurunan Nilai Aset Non-Keuangan

Penelaahan atas penurunan nilai dilakukan apabila terdapat indikasi penurunan nilai aset tertentu. Penentuan nilai wajar aset membutuhkan estimasi arus kas yang diharapkan akan dihasilkan dari pemakaian berkelanjutan dan pelepasan akhir atas aset tersebut. Perubahan signifikan dalam asumsi-asumsi yang digunakan untuk menentukan nilai wajar dapat berdampak signifikan pada nilai terpulihkan dan jumlah kerugian penurunan nilai yang terjadi mungkin berdampak material pada hasil operasi Grup.

f. Impairment of Non-Financial Assets

Impairment review is performed when certain impairment indicators are present. Determining the fair value of assets requires the estimation of cash flows expected to be generated from the continued use and ultimate disposition of such assets. Any significant changes in the assumptions used in determining the fair value may materially affect the assessment of recoverable values and any resulting impairment loss could have a material impact on the Group's result of operations.

Nilai tercatat aset non-keuangan properti investasi, aset tetap dan agunan yang diambil alih masing-masing diungkapkan pada Catatan 18, 19 dan 20.

The carrying value of these non-financial assets in the form of investment properties, property, plant and equipment, and foreclosed properties are disclosed in Notes 18, 19 and 20, respectively.

4. Kas dan Bank

Terdiri dari:

4. Cash and Cash in Banks

These consist of:

	2025	2024	
Kas			Cash on hand
Rupiah	394.837	414.307	Rupiah
Mata uang asing (Catatan 51)	79.180	96.476	Foreign currencies (Note 51)
Jumlah	474.017	510.783	Total
Bank			Bank
Pihak ketiga			**Third parties**
Rupiah			**Rupiah**
PT Bank Jago Tbk	454.781	235.896	PT Bank Jago Tbk
PT Bank China Construction Bank Indonesia Tbk	501.038	135	PT Bank China Construction Bank Indonesia Tbk
PT Super Bank Indonesia Tbk	148.740	-	PT Super Bank Indonesia Tbk
PT Bank DBS Indonesia	45.417	181	PT Bank DBS Indonesia
PT Bank Seabank Indonesia	66.896	-	PT Bank Seabank Indonesia
PT Bank Capital Indonesia Tbk	366	54.361	PT Bank Capital Indonesia Tbk
PT Bank Mayapada International Tbk	25.031	25.615	PT Bank Mayapada International Tbk
PT Bank Tabungan Negara (Persero) Syariah Tbk	25.017	-	PT Bank Tabungan Negara (Persero) Syariah Tbk
PT Bank Central Asia Tbk	55.589	15.036	PT Bank Central Asia Tbk
Standard Chartered Bank Indonesia	8.389	11.044	Standard Chartered Bank Indonesia
PT Bank Neo Commerce Tbk	8.199	254	PT Bank Neo Commerce Tbk
PT Bank Negara Indonesia (Persero) Tbk	13.297	9.210	PT Bank Negara Indonesia (Persero) Tbk
PT Bank CIMB Niaga Tbk	10.708	7.863	PT Bank CIMB Niaga Tbk
PT Bank ICBC Indonesia	4.043	5.791	PT Bank ICBC Indonesia
PT Bank Mandiri (Persero) Tbk	3.150	4.273	PT Bank Mandiri (Persero) Tbk
PT Bank Mega Tbk	525	1.420	PT Bank Mega Tbk
Lain-lain (saldo masing-masing dibawah Rp5.000)	27.517	156.137	Others (balance below Rp5,000 each)
Jumlah	1.398.703	527.216	Total
Mata uang asing (Catatan 51)			**Foreign currencies (Note 51)**
PT Bank CIMB Niaga Tbk	182.924	679.853	PT Bank CIMB Niaga Tbk
Standard Chartered Bank, Amerika Serikat	138.781	473.438	Standard Chartered Bank, Amerika Serikat
Bank of Amerika, Merrill Lynch Amerika Serikat	110.748	169.704	Bank of Amerika, Merrill Lynch Amerika Serikat
Citibank, Indonesia	97.280	160.619	Citibank, Indonesia
Deutsche Bank Trust Company Americas, Amerika Serikat	131.950	151.576	Deutsche Bank Trust Company Americas, Amerika Serikat
PT Bank Central Asia Tbk	54.365	103.083	PT Bank Central Asia Tbk
PT Bank Mandiri (Persero) Tbk	64.348	102.734	PT Bank Mandiri (Persero) Tbk
United Overseas Bank, Singapura	81.662	75.885	United Overseas Bank, Singapura
PT Bank Rakyat Indonesia (Persero) Tbk	4.302	43.777	PT Bank Rakyat Indonesia (Persero) Tbk
Oversea Chinese Banking Corporation, Singapura	13.754	26.337	Oversea Chinese Banking Corporation, Singapura
Bank of China, Indonesia	12.493	25.592	Bank of China, Indonesia
Deutsche Bank AG, Jerman	26.722	12.267	Deutsche Bank AG, Jerman

	2025	2024	
Sumitomo Mitsui Banking Corporation, Jepang	57.386	11.275	Sumitomo Mitsui Banking Corporation, Jepang
Aktif Bank, Turki	7.734	6.643	Aktif Bank, Turki
Standard Chartered Bank, Inggris	14.257	2.346	Standard Chartered Bank, Inggris
Lain-lain (saldo masing-masing dibawah Rp5.000)	42.020	29.865	Others (balance below Rp5.000 each)
Jumlah	1.040.726	2.074.994	Total
Jumlah	2.439.429	2.602.210	Total
Giro pada Bank Indonesia			Indonesia
Rupiah	6.034.791	5.032.452	Rupiah
Mata uang asing (Catatan 51)	179.225	673.985	Foreign currencies (Note 51)
Jumlah	6.214.016	5.706.437	Total
Aset pemegang polis Unit link, wakallah dan Mudharabah			Segregated funds net assets - Unit link, wakallah, and mudharabah
Rupiah	39.143	9.056	Rupiah
Mata uang asing (Catatan 51)	14.340	81	Foreign currencies (Note 51)
Jumlah	53.483	9.137	Total
Jumlah	9.180.945	8.828.567	Total
Cadangan kerugian penurunan nilai	(263)	(565)	Allowance for impairment
Jumlah	**9.180.682**	**8.828.002**	**Total**

Sesuai dengan ketentuan Bank Indonesia, BS, entitas anak, diwajibkan memiliki saldo giro minimum di Bank Indonesia untuk cadangan likuiditas sebesar persentase tertentu dari dana pihak ketiga baik dalam Rupiah maupun valuta asing.

According to the regulation of Bank Indonesia, BS, a subsidiary, is required to maintain a minimum liquidity reserve of a certain percentage of third party funds both in Rupiah and foreign currencies.

Tidak terdapat saldo kas dan bank yang tidak dapat digunakan maupun dijaminkan.

There are no cash and cash in banks that could not be used or pledged.

Rasio Giro Wajib Minimum (GWM) untuk mata uang Rupiah dan mata uang asing pada tanggal 31 Desember 2025 dan 2024 adalah:

Minimum liquidity reserves ratio for foreign and Rupiah currencies as at December 31, 2025 and 2024 are as follows:

	2025	2024	
GWM yang telah dibentuk			Liquidity reserve
Rupiah			Rupiah
GWM Primer			Primary reserve
Konvensional	14,86	12,63	Conventional
Syariah	9,71	14,23	Sharia
GWM Sekunder/ Penyangga Likuiditas Makroprudensial (PLM) Konvensional	42,15	30,24	Secondary reserve/ Macroprudential Liquidity Buffer Ratio (PLM) Conventional
GWM Sekunder/ Penyangga Likuiditas Makroprudensial (PLM) Syariah	48,17	59,90	Secondary reserve/ Macroprudential Liquidity Buffer Ratio (PLM) Sharia
Mata uang asing			Foreign currency
Konvensional	4,72	4,05	Conventional
Syariah	1,18	1,41	Sharia

Mutasi cadangan kerugian penurunan nilai adalah sebagai berikut:

The changes in allowance for impairment losses follows:

	2025				
	Tahap 1/ *Stage 1*	**Tahap 2/ *Stage 2***	**Tahap 3/ *Stage 3***	**Jumlah/ *Total***	
Saldo awal tahun	565	-	-	565	Balance at the beginning of the year
Penambahan (pemulihan) tahun berjalan	(302)	-	-	(302)	Provision (reversal) during the year
Saldo akhir tahun	**263**	**-**	**-**	**263**	**Balance at the end of the year**

	2024				
	Tahap 1/ *Stage 1*	**Tahap 2/ *Stage 2***	**Tahap 3/ *Stage 3***	**Jumlah/ *Total***	
Saldo awal tahun	1.389	-	-	1.389	Balance at the beginning of the year
Penambahan (pemulihan) tahun berjalan	(824)	-	-	(824)	Provision (reversal) during the year
Saldo akhir tahun	**565**	**-**	**-**	**565**	**Balance at the end of the year**

Manajemen berpendapat bahwa jumlah cadangan kerugian penurunan nilai untuk saldo bank pada tanggal 31 Desember 2025 dan 2024 adalah memadai untuk menutup kemungkinan kerugian kas bank tersebut.

Management believes that the allowance for impairment losses on cash in bank as at December 31, 2025 and 2024 is adequate to cover possible losses arising from cash and cash in banks.

5. Investasi Jangka Pendek / 5. Short-term Investments

	2025	**2024**	
Deposito berjangka	3.894.479	2.955.592	Time deposits
Penempatan pada Bank Indonesia dan bank lain - bersih	8.655.784	11.106.035	Placements with Bank Indonesia and other banks - net
Aset pemegang polis unit link	19.852.080	19.323.978	Segregated funds net assets - unit link
Efek-efek	46.036.897	37.448.963	Securities
Jumlah	78.439.240	70.834.568	Total
Cadangan kerugian penurunan nilai	(189.538)	(175.560)	Allowance for impairment losses
Jumlah - bersih	**78.249.702**	**70.659.008**	**Total - net**

Mutasi cadangan kerugian penurunan nilai investasi jangka pendek adalah sebagai berikut:

The changes in allowance for impairment losses on short-term investment follows:

	2025	**2024**	
Saldo awal tahun	175.560	175.445	Balance at the beginning of the year
Penambahan berjalan	13.978	115	Provision during the year
Saldo akhir tahun	**189.538**	**175.560**	**Balance at the end of the year**

Manajemen berpendapat bahwa jumlah cadangan kerugian penurunan nilai investasi jangka pendek pada tanggal 31 Desember 2025 dan 2024 adalah cukup untuk menutup kemungkinan kerugian yang akan timbul akibat tidak tertagihnya investasi jangka pendek.

Management believes that the allowance for impairment losses on short term investment as at December 31, 2025 and 2024 is adequate to cover possible losses which might arise from these short-term investments.

a. Deposito berjangka

a. Time deposits

	2025	2024	
Pihak ketiga			Third parties
Bank			Banks
Rupiah	3.327.123	2.242.708	Rupiah
Mata uang asing (Catatan 51)	567.356	712.884	Foreign currencies (Note 51)
Jumlah	**3.894.479**	**2.955.592**	**Total**

Suku bunga per tahun deposito berjangka adalah sebagai berikut:

The interest rates per annum on time deposits are as follows:

	2025	2024	
Rupiah	0,10% - 6,50%	0,00% - 6,75%	Rupiah
Mata uang asing	0,00% - 4,50%	0,00% - 4,50%	Foreign currencies

Investasi jangka pendek dalam bentuk deposito berjangka termasuk deposito berjangka yang jatuh temponya lebih dari 3 bulan dan deposito wajib untuk memenuhi ketentuan Menteri Keuangan Republik Indonesia.

Short-term Investments in the form of time deposits include time deposits with maturities of more than 3 months and guarantee deposits in compliance with the regulation of the Minister of Finance of the Republic of Indonesia.

Pada tanggal 31 Desember 2025 dan 2024, terdapat deposito berjangka Perusahaan yang dijadikan jaminan untuk kredit yang diterima (Catatan 29).

As at December 31, 2025 and 2024 certain time deposits are pledged as collateral on loans (Note 29).

Pada tanggal 31 Desember 2025 dan 2024, tidak dibentuk cadangan kerugian penurunan nilai karena manajemen berpendapat bahwa seluruh deposito berjangka dapat ditagih.

As at December 31, 2025 and 2024, no allowance for impairment losses was provided on time deposits as management believes that all such time deposits are collectible.

b. Penempatan pada Bank Indonesia dan bank lain

b. Placements with Bank Indonesia and other banks

Penempatan pada Bank Indonesia dan bank lain, merupakan penempatan oleh BS, entitas anak dengan rincian sebagai berikut:

Placements with Bank Indonesia and other banks represent placements by BS, a subsidiary, with details as follows:

	2025	2024	
Rupiah			Rupiah
Bank Indonesia	1.091.234	7.632.464	Bank Indonesia
Bank lain	5.190.227	289.710	Other banks
Jumlah	6.281.461	7.922.174	Total

	2025	2024	
Mata uang asing (Catatan 51)			Foreign currencies (Note 51)
Bank Indonesia	2.291.176	844.000	Bank Indonesia
Bank lain	83.375	2.340.000	Other banks
Jumlah	2.374.551	3.184.000	Total
Jumlah	8.656.012	11.106.174	Total
Cadangan kerugian penurunan nilai	(228)	(139)	Allowance for impairment losses
Jumlah - bersih	**8.655.784**	**11.106.035**	**Total - net**

Pada tanggal 31 Desember 2025 dan 2024, penempatan pada bank lain dalam bentuk *call money* SIMA, penempatan pada Bank Indonesia dalam bentuk deposit *facility* dan *term deposit* dikategorikan sebagai biaya perolehan diamortisasi.

As at December 31, 2025 and 2024, placements with other banks in the form of call money SIMA, placement with Bank Indonesia in the form of deposits facility and term deposit are classified as at amortized cost.

Pada tanggal 31 Desember 2025 dan 2024, saldo penempatan pada bank lain dan Bank Indonesia:
1. Dikategorikan sebagai lancar.
2. Tidak ada yang dijaminkan.
3. Tidak ada yang diblokir.
4. Tidak memiliki dana yang tidak dapat dicairkan pada bank bermasalah, bank beku operasi atau likuidasi.

As at December 31, 2025 and 2024, there are placements with other banks and Bank Indonesia pledged:
1. Classified as current.
2. None as collateral.
3. None is blocked.
4. None have un-disbursed funds in the troubled bank, frozen bank operations or liquidation.

Perubahan cadangan kerugian penurunan nilai penempatan pada bank lain adalah sebagai berikut:

The changes in allowance for impairment losses on palacement with other bank as follows:

	2025				
	Tahap 1/ *Stage 1*	**Tahap 2/ *Stage 2***	**Tahap 3/ *Stage 3***	**Jumlah/ *Total***	
Saldo awal tahun	139	-	-	139	Balance at the beginning of the year
Penambahan tahun berjalan	89	-	-	89	Additional during the year
Saldo akhir tahun	**228**	**-**	**-**	**228**	**Balance at the end of the year**

	2024				
	Tahap 1/ *Stage 1*	**Tahap 2/ *Stage 2***	**Tahap 3/ *Stage 3***	**Jumlah/ *Total***	
Saldo awal tahun	12	-	-	12	Balance at the beginning of the year
Penambahan tahun berjalan	127	-	-	127	Additional during the year
Saldo akhir tahun	**139**	**-**	**-**	**139**	**Balance at the end of the year**

Pada tanggal 31 Desember 2025 dan 2024 Grup tidak memiliki dana yang tidak dapat dicairkan pada bank bermasalah, bank beku operasi atau likuidasi.

As at December 31, 2025 and 2024, the Group did not have undisbursed funds in the troubled bank, frozen bank operations or under liquidation.

Manajemen berpendapat bahwa jumlah cadangan kerugian penurunan nilai untuk saldo bank pada tanggal 31 Desember 2025 dan 2024 adalah memadai untuk menutup kemungkinan kerugian saldo bank tersebut.

Management believes that the allowance for impairment losses as at December 31, 2025 and 2024 is adequate to cover possible losses arising from cash and cash in banks.

c. Aset pemegang polis *unit link*

c. Segregated Funds Net Assets - Unit Link

	2025	2024	
Unit reksa dana			Units of mutual fund
Pihak berelasi (Catatan 50)			Related parties (Note 50)
Rupiah	642.101	452.166	Rupiah
Mata uang asing (Catatan 51)	3.367	-	Foreign currency (Note 51)
Jumlah - pihak berelasi	645.468	452.166	Total - related parties
Pihak ketiga			Third parties
Rupiah	18.853.341	18.490.297	Rupiah
Mata uang asing (Catatan 51)	353.271	381.515	Foreign currency (Note 51)
Jumlah - pihak ketiga	19.206.612	18.871.812	Total third parties
Jumlah	**19.852.080**	**19.323.978**	**Total**

Pada tanggal 31 Desember 2025 dan 2024, aset pemegang polis - *unit link* dikategorikan sebagai aset keuangan dalam kelompok diukur pada nilai wajar melalui laba rugi.

As at December 31, 2025 and 2024, segregated funds net assets - unit link are classified as financial assets at fair value through profit and loss.

d. Efek-efek

d. Securities

	2025	2024	
Pihak Berelasi (Catatan 50)			Related parties (Note 50)
Rupiah			Rupiah
Diukur pada nilai wajar melalui laba rugi			At fair value through profit or loss
Saham	1.647.227	1.458.604	Shares
Unit reksa dana	15.411	479.735	Units of mutual fund
Obligasi korporasi	1.149.390	5.050	Corporate bonds
Jumlah diukur pada nilai wajar melalui laba rugi	2.812.028	1.943.389	Total at fair value through profit or loss
Diukur pada nilai wajar melalui penghasilan komprehensif lain			At fair value through other comprehensive income
Saham	225.890	1.337.938	Shares
Obligasi korporasi	136.094	1.361.931	Corporate bonds
Jumlah diukur pada nilai wajar melalui penghasilan komprehensif lain	361.984	2.699.869	Total at fair value through other comprehensive income
Diukur pada biaya perolehan diamortisasi			At amortized cost
Tagihan atas wesel ekspor	13.659	32.821	Export bills
Jumlah Rupiah	3.187.671	4.676.079	Total Rupiah
Mata uang asing (Catatan 51)			Foreign currency (Note 51)
Diukur pada nilai wajar melalui laba rugi			At fair value through profit or loss
Unit reksadana	406.302	53.071	Units of mutual fund

	2025	2024	
Diukur pada biaya perolehan diamortisasi			At amortized cost
Tagihan atas wesel ekspor	4.973	-	Export bills
Jumlah diukur pada nilai wajar melalui laba rugi	411.275	53.071	Total at fair value through profit or loss
Jumlah Mata Uang Asing	411.275	53.071	Total foreign currencies
Jumlah Pihak Berelasi	3.598.946	4.729.150	Total related parties
Pihak Ketiga			Third parties
Rupiah			Rupiah
Diukur pada nilai wajar melalui laba rugi			At fair value through profit or loss
Unit reksa dana	9.248.919	7.178.300	Unit of mutual fund
Obligasi korporasi	2.385.560	2.925.131	Corporate bonds
Obligasi pemerintah	1.508.275	1.408.201	Government bonds
Saham	506.910	533.966	Shares
Jumlah diukur pada nilai wajar melalui laba rugi	13.649.664	12.045.598	Total at fair value through profit or loss
Diukur pada nilai wajar melalui penghasilan komprehensif lain			At fair value through other comprehensive income
Obligasi pemerintah	6.758.278	5.638.687	Government bonds
Obligasi korporasi	7.343.406	6.756.471	Corporate bonds
Saham	678.437	455.813	Shares
Jumlah Diukur pada nilai wajar melalui penghasilan komprehensif lain	14.780.121	12.850.971	Total at fair value through other comprehensive income
Diukur pada biaya perolehan diamortisasi			At amortized cost
Obligasi pemerintah	6.891.427	1.566.736	Government bonds
Obligasi korporasi	6.525	6.700	Corporate bonds
Refinancing	300.000	-	Refinancing
Jumlah diukur pada biaya perolehan diamortisasi	7.197.952	1.573.436	Total at amortized cost
Jumlah Rupiah	35.627.737	26.470.005	Total Rupiah
Mata Uang Asing (Catatan 51)			Foreign currency (Note 51)
Diukur pada nilai wajar melalui laba rugi			At fair value through profit or loss
Obligasi korporasi	253.905	230.679	Corporate bonds
Saham	137	77	Shares
Unit reksa dana	-	395.295	Unit of mutual fund
Obligasi pemerintah	-	18.845	Government bonds
Jumlah diukur pada nilai wajar melalui laba rugi	254.042	644.896	Total at fair value through profit or loss
Diukur pada nilai wajar melalui penghasilan komprehensif lain			At fair value through other comprehensive income
Obligasi Pemerintah	353.510	226.325	Government bonds
Obligasi korporasi	718.280	778.839	Corporate bonds
Jumlah diukur pada nilai wajar melalui penghasilan komprehensif lain	1.071.790	1.005.164	Total at fair value through other comprehensive income
Diukur pada biaya perolehan diamortisasi			At amortized cost
Obligasi Pemerintah	4.962.679	4.599.748	Government bonds
Obligasi korporasi	521.703	-	Corporate bonds

	2025	2024	
Jumlah diukur pada biaya perolehan diamortisasi	5.484.382	4.599.748	Total at amortized cost
Jumlah Mata Uang Asing	6.810.214	6.249.808	Total foreign currency
Jumlah Pihak Ketiga	42.437.951	32.719.813	Total Third Parties
Jumlah	46.036.897	37.448.963	Total
Cadangan kerugian penurunan nilai	(189.310)	(175.421)	Allowance for impairment
Jumlah - bersih	**45.847.587**	**37.273.542**	**Total net**

Keuntungan (kerugian) yang belum direalisasi atas kenaikan (penurunan) efek-efek yang diukur pada nilai wajar melalui penghasilan komprehensif lain pada tanggal 31 Desember 2025 dan 2024, dicatat sebagai bagian dari komponen ekuitas lainnya dalam laporan posisi keuangan konsolidasian (Catatan 37).

Unrealized gain (loss) on increase (decrease) at fair value through other comprehensive income of securities as at December 31, 2025 and 2024, is presented as a part of other equity component on consolidated financial statements (Note 37).

Obligasi

Berikut ini adalah rincian peringkat efek obligasi korporasi dari PT Pemeringkat Efek Indonesia (PT Pefindo), FitchRating dan Standard & Poor's seperti yang dilaporkan oleh Bursa Efek Indonesia dan tanggal jatuh tempo obligasi dengan nilai nominal masing-masing di atas Rp15.000 pada tanggal 31 Desember 2025 dan 2024:

Bonds

The corporate bonds' rating from PT Pemeringkat Efek Indonesia (PT Pefindo), FitchRating, and Standard & Poor's as reported by Indonesia Stock Exchange and the maturity date of the bonds with nominal value of over Rp15,000 each, as at December 31, 2025 and 2024, follows:

Sukuk Ijarah Berkelanjutan III PLN Tahap IV Tahun 2019 Seri E	01-Agu-39	idAAA	idAAA(sy)	Sukuk Ijarah Continuing III PLN Phase IV Year 2019 Series E
Sukuk Ijarah Berkelanjutan III PLN Tahap V Tahun 2019 Seri E	01-Okt-39	idAAA	idAAA	Sukuk Ijarah Continuing III Pln Phase V Year 2019 Series E
MTN I Asian Bulk Logistic Tahun 2022	21-Jun-27	A+	idA+	MTN I Asian Bulk Logistic Tahun 2022
MTN Capital Strategic Invesco II Tahun 2022	08-Jun-27	A-	A-	MTN Capital Strategic Invesco II Tahun 2022
MTN PT Wahana Interfood Nusantara Tbk I Tahun 2023 Tahap II	18-Apr-28	BBB+	BBB+	MTN PT Wahana Interfood Nusantara Tbk I Tahun 2023 Tahap II
MTN PT Dwi Guna Laksana Tbk Tahun 2022	13-Jul-27	idA	idA	MTN PT Dwi Guna Laksana Tbk Tahun 2022
MTN XVI PP Properti Tahun 2022	26-Agu-25		idBBB-(IDN)	MTN XVI PP Properti Tahun 2022
MTN I Sari Murni Abadi Tahun 2022 Tahap I	14-Des-27	BBB+	idBBB+	MTN I Sari Murni Abadi Tahun 2022 Tahap I
Obligasi Berkelanjutan III Adhi Karya Tahap III Tahun 2022 Seri C	24-Mei-29	idA-	idA-	Subordinated Bonds continuing III Adhi Karya Phase III Tahun 2022 Seri C
Obligasi Subordinasi Berkelanjutan III Bank KB Bukopin Tahap 1 Tahun 2021 Seri B	09-Sep-28	idAA	AA(IDN)	Subordinated Bonds continuing III Bank KB Bukopin Tahap 1 Tahun 2021 Seri B
Obligasi Berkelanjutan IV Indah Kiat Pulp & Paper Tahap III Tahun 2023 Seri B	21-Nov-26	IdA+	idA+	Obligasi Berkelanjutan IV Indah Kiat Pulp & Paper Tahap III Tahun 2023 Seri B
Obligasi Berkelanjutan IV Indah Kiat Pulp & Paper Tahap III Tahun 2023 Seri C	21-Nov-28	IdA+	idA+	Bonds Continuing IV Indah Kiat Pulp & Paper Tahap III Tahun 2023 Seri C
Obligasi Berkelanjutan II Merdeka Copper Gold Tahap II Tahun 2021 Seri B	22-Apr-27	idA+	idA+	Bonds Continuing II Merdeka Copper Gold Tahap II Tahun 2021 Seri B
Obligasi Berkelanjutan III PLN Tahap VI Tahun 2020 Seri C	18-Feb-30	idAAA	idAAA	Bonds Continuing III PLN Tahap VI Tahun 2020 Seri C
Obligasi Berkelanjutan I Hutama Karya Tahap II Tahun 2017	06-Jun-27	idAAA	idAAA(gg)	Bonds Continuing I Hutama Karya Tahap II Tahun 2017
Obligasi Berkelanjutan III PTPP Tahap I Tahun 2021 Seri B	02-Jul-26	idA	idA	Bonds Continuing III PTPP Tahap I Tahun 2021 Seri B
Obligasi Berkelanjutan II SMMA Tahap IV Tahun 2023	07-Mar-33	AA	AA	Bonds Continuing II SMMA Tahap IV Tahun 2023
Obligasi Berkelanjutan III Chandra Asri Petrochemical Tahap V Tahun 2022 Seri C	08-Mar-32	idAA-	idAA-	Bonds Continuing III Chandra Asri Petrochemical Tahap V Tahun 2022 Seri C
Obligasi Berkelanjutan IV Chandra Asri Petrochemical Tahap II Tahun 2023 Seri A	28-Feb-28	idAA-	idAA-	Bonds Continuing IV Chandra Asri Petrochemical Tahap II Tahun 2023 Seri A

	Tanggal Jatuh Tempo/ *Maturity Date*	Peringkat/*Rating* 2025	2024	
Obligasi Berkelanjutan II Wijaya Karya Tahap I Tahun 2021 Seri C	08-Sep-28	idCCC	idBBB-	Bonds Continuing II Wijaya Karya Tahap I Tahun 2021 Seri C
Obligasi Berkelanjutan IV Wom Finance Tahap Ii Tahun 2022 Seri B	08-Apr-25	idA	AA(idn)	Bonds Continuing IV Wom Finance Tahap Ii Tahun 2022 Seri B
Obligasi Berkelanjutan IV Summarecon Agung Tahap II Tahun 2023 Seri B	19-Okt-28	idA+	idA+	Bonds Continuing IV Summarecon Agung Tahap II Tahun 2023 Seri B
Obligasi Berkelanjutan II Lontar Papyrus Pulp & Paper Industry Tahap II Tahun 2023 Seri B	06-Okt-26	idA	idA	Bonds Continuing II Lontar Papyr Pulp & Paper Industry Tahap II Tahun 2023 Seri B
Obligasi Berkelanjutan Oki Pulp & Paper Mills II Tahun 2023 Seri B	12-Okt-26	idA+	idA+	Bonds Continuing Oki Pulp & Paper Mills II Tahun 2023 Seri B
Obligasi Berkelanjutan IV Toyota Astra Financial Services Tahap I Tahun 2023 Seri C	11-Jul-28	AAA(IDN)	AAA(IDN)	Bonds Continuing IV Toyota Astra Financial Services Tahap I Tahun 2023 Seri C
Obligasi Berkelanjutan VI Mandiri Tunas Finance Tahap I Tahun 2023 Seri B	11-Jul-28	idAAA	idAAA	Bonds Continuing VI Mandiri Tunas Finance Tahap I Tahun 2023 Seri B
Sukuk Ijarah Berkelanjutan II Aneka Gas Industri Tahap Tahap III Tahun 2021 Seri C	06-Jul-28	A(IDN)	A(IDN)	Sukuk Ijarah Berkelanjutan II Aneka Gas Industri Tahap Tahap III Tahun 2021 Seri C
Sukuk Ijarah Berkelanjutan I Sampoerna Agro Tahap II Tahun 2021 Seri B	17-Mar-26	idA	idA(sy)	Sukuk Ijarah Berkelanjutan I Sampoerna Agro Tahap II Tahun 2021 Seri B
Sukuk Mudharabah Berkelanjutan I Indah Kiat Pulp and Paper Tahap II Tahun 2021 Seri C	08-Des-26	IdA+	idA+(sy)	Sukuk Mudharabah Berkelanjutan I Indah Kiat Pulp and Paper Tahap II Tahun 2021 Seri C
SBSN Seri PBS004	15-Feb-37	GOVT	-	SBSN Series PBS004
Obligasi Negara RI Seri FR0045	15-May-37	GOVT	-	Bonds Negara RI Series FR0045
Obligasi Negara RI Seri FR0052	15-Aug-30	GOVT	-	Bonds Negara RI Series FR0052
Obligasi Negara RI Seri FR0057	15-May-41	GOVT	-	Bonds Negara RI Series FR0057
Obligasi Negara RI Seri FR0075	15-May-38	GOVT	-	Bonds Negara RI Series FR0075
Obligasi Negara RI Seri FR0078	15-May-29	GOVT	-	Bonds Negara RI Series FR0078
SBSN Seri PBS005	15-Apr-43	GOVT	-	SBSN Series PBS005
SBSN Seri PBS015	15-Jul-47	GOVT	-	SBSN Series PBS015
Obligasi Negara RI Seri FR0068	15-Mar-34	GOVT	-	Bonds Negara RI Series FR0068
Obligasi Negara RI Seri FR0080	15-Jun-35	GOVT	-	Bonds Negara RI Series FR0080
Obligasi Negara RI Seri FR0096	15-Feb-33	GOVT	-	Bonds Negara RI Series FR0096
Obligasi Negara RI Seri FR0098	15-Jun-38	GOVT	-	Bonds Negara RI Series FR0098
Obligasi Negara RI Seri FR0101	15-Apr-29	GOVT	-	Bonds Negara RI Series FR0101
Obligasi Negara RI Seri FR0103	15-Jul-35	GOVT	-	Bonds Negara RI Series FR0103
SBSN Seri PBS029	15-Mar-34	GOVT	-	SBSN Series PBS029
SBSN Seri PBS037	15-Mar-36	GOVT	-	SBSN Series PBS037
Obligasi Berkelanjutan III Barito Pasifik Tahap II Tahun 2023 Seri A	28-Nov-26	idA+	-	Bonds Continuing III Barito Pasifik Phase II Year 2023 Series A
Obligasi Berkelanjutan III Barito Pasifik Tahap II Tahun 2023 Seri B	28-Nov-28	idA+	-	Bonds Continuing III Barito Pasifik Phase II Year 2023 Series B
Obligasi Berkelanjutan III Barito Pasifik Tahap II Tahun 2024 Seri B	16-Jul-29	idA+	-	Bonds Continuing III Barito Pasifik Phase II Year 2024 Series B
Obligasi Berkelanjutan IV Barito Pasifik Tahap I Tahun 2025 Seri B	10-Jul-32	idA+	-	Bonds Continuing IV Barito Pasifik Phase I Year 2025 Series B
Obligasi I Dwi Guna Laksana Tahun 2025	18-Jun-30	A-	-	Bonds I Dwi Guna Laksana Year 2025
Obligasi Berkelanjutan V Indah Kiat Pulp & Paper Tahap V Tahun 2025 Seri B	30-Sep-30	idA+	-	Bonds Continuing V Indah Kiat Pulp & Paper Phase V Year 2025 Series B
Obligasi Berkelanjutan I Lontar Papyrus Pulp & Paper Industry Tahap I Tahun 2021 Seri C	26-Jan-27	idA	-	Bonds Continuing I Lontar Papyru Pulp & Paper Industry Phase I Year 2021 Series C
Obligasi Berkelanjutan I Merdeka Battery Materials Tahap III Tahun 2025 Seri B	9-Dec-30	idA	-	Bonds Continuing I Merdeka Battery Materials Phase III Year 2025 Series B
Obligasi Berkelanjutan III Merdeka Copper Gold Tahap III Tahun 2022 Seri C	1-Sep-27	idA+	-	Bonds Continuing III Merdeka Copper Gold Phase III Year 2022 Series C
Obligasi Berkelanjutan V Medco Energi International Tahap III Tahun 2025 Seri A	7-Jan-30	idAA-	-	Bonds Continuing V Medco Energi International Phase III Year 2025 Series A
Obligasi I Nirmala Taruna Tahun 2023 Seri A	12-Jan-32	A+	-	Bonds I Nirmala Taruna Year 2023 Series A
Obligasi I Nirmala Taruna Tahun 2023 Seri B	12-Jan-33	A+	-	Bonds I Nirmala Taruna Year 2023 Series B
Obligasi Berkelanjutan Oki Pulp & Paper Mills II Tahun 2022 Seri C	30-Mar-27	idA+	-	Bonds Continuing Oki Pulp & Paper Mills II Year 2022 Series C

	Tanggal Jatuh Tempo/ *Maturity Date*	Peringkat/*Rating* 2025	2024	
Obligasi II Pindo Deli Pulp & Paper Mills Tahun 2025	27-Aug-30	idA+	-	Bonds II Pindo Deli Pulp & Paper Mills Year 2025
Obligasi Berkelanjutan III PLN Tahap IV Tahun 2019 Seri B	1-Aug-26	idAAA	-	Bonds Continuing III PLN Phase IV Year 2019 Series B
Obligasi Berkelanjutan III PLN Tahap I Tahun 2018 Seri C	10-Jul-28	idAAA	-	Bonds Continuing III PLN Phase I Year 2018 Series C
Obligasi Berkelanjutan III PLN Tahap III Tahun 2019 Seri D	19-Feb-29	idAAA	-	Bonds Continuing III PLN Phase III Year 2019 Series D
Obligasi Berkelanjutan III PLN Tahap VI Tahun 2020 Seri D	18-Feb-35	idAAA	-	Bonds Continuing III PLN Phase VI Year 2020 Series D
Obligasi Berkelanjutan III PLN Tahap IV Tahun 2019 Seri E	1-Aug-39	idAAA	-	Bonds Continuing III PLN Phase IV Year 2019 Series E
Obligasi Berkelanjutan II Hutama Karya Tahap I Tahun 2021 Seri C	7-Sep-28	idAA-	-	Bonds Continuing II Hutama Karya Phase I Year 2021 Series C
Obligasi Berkelanjutan I Pyridam Farma Tahap III Tahun 2024	23-Feb-26	A-+	-	Bonds Continuing I Pyridam Farma Phase III Year 2024
Obligasi Berkelanjutan IV Chandra Asri Petrochemical Tahap IV Tahun 2024 Seri A	1-Mar-27	idAA-	-	Bonds Continuing IV Chandra Asri Petrochemical Phase IV Year 2024 Series A
Obligasi Berkelanjutan IV Chandra Asri Petrochemical Tahap IV Tahun 2024 Seri C	1-Mar-31	idAA-	-	Bonds Continuing IV Chandra Asri Petrochemical Phase IV Year 2024 Series C
Eurobonds Indonesia 2030	15-Oct-30	GOVT	-	Eurobonds Indonesia 2030
Obligasi USD Berkelanjutan II Indah Kiat Pulp & Paper Tahap I Tahun 2024 Seri C	4-Oct-29	idA+	-	Bonds USD Continuing II Indah Kiat Pulp & Paper Phase I Year 2024 Series C
Obligasi USD Berkelanjutan II Indah Kiat Pulp & Paper Tahap IV Tahun 2025 Seri C	30-Sep-30	idA+	-	Bonds USD Continuing II Indah Kiat Pulp & Paper Phase IV Year 2025 Series C
SBSN Seri PBS032	15-Jul-26	GOVT	-	SBSN Series PBS032
SBSN Seri PBS038	15-Dec-49	GOVT	-	SBSN Series PBS038
SBSN Seri IFT0006	15-Mar-30	GOVT	-	SBSN Series IFT0006
SBSN Seri PBS012	15-Nov-31	GOVT	-	SBSN Series PBS012
Obligasi Berkelanjutan V Indah Kiat Pulp & Paper Tahap III Tahun 2025 Seri C	12-Mar-30	idA+	-	Bonds Continuing V Indah Kiat Pulp & Paper Phase III Year 2025 Series C
Obligasi Berkelanjutan I Merdeka Battery Materials Tahap III Tahun 2025 Seri A	9-Dec-28	idA	-	Bonds Continuing I Merdeka Battery Materials Phase III Year 2025 Series A
Obligasi Berkelanjutan IV Summarecon Agung Tahap III Tahun 2024 Seri B	4-Jun-29	idA+	-	Bonds Continuing IV Summarecon Agung Phase III Year 2024 Series B
Obligasi Berkelanjutan IV Chandra Asri Petrochemical Tahap IV Tahun 2021 Seri C	29-Oct-31	idAA-	-	Bonds Continuing IV Chandra Asri Petrochemical Phase IV Year 2021 Series C
Obligasi Waskita Beton Precast II Tahun 2023	25-Sep-28	idD	-	Bonds Waskita Beton Precast II Year 2023
Obligasi Wajib Waskita Beton Precast II Tahun 2023	12-Dec-33	idD	-	Bonds Wajib Waskita Beton Precast II Year 2023
Eurobonds Indonesia 2028	11-Jan-28	GOVT	-	Eurobonds Indonesia 2028
Eurobonds Indonesia 2026-2	29-Mar-26	GOVT	-	Eurobonds Indonesia 2026-2
Obligasi Berkelanjutan III Barito Pasifik Tahap I Tahun 2023 Seri B	8-Feb-28	idA+	-	Bonds Continuing III Barito Pasifik Phase I Year 2023 Series B
Obligasi Berkelanjutan IV Bank VictoriaTahap I Tahun 2025	4-Jul-28	idA-	-	Bonds Continuing IV Bank VictoriaPhase I Year 2025
Obligasi Berkelanjutan IV Bank VictoriaTahap II Tahun 2025	26-Sep-28	idA-	-	Bonds Continuing IV Bank VictoriaPhase II Year 2025
Obligasi Berkelanjutan VI Federal International FinanceTahap V Tahun 2025 Seri B	15-Apr-28	idAAA	-	Bonds Continuing VI Federal International FinancePhase V Year 2025 Series B
Obligasi Berkelanjutan V Indah Kiat Pulp & Paper Tahap II Tahun 2024 Seri C	5-Dec-29	idA+	-	Bonds Continuing V Indah Kiat Pulp & Paper Phase II Year 2024 Series C
Obligasi I Nirmala Taruna Tahun 2023 Seri c	12-Jan-34	A+	-	Bonds I Nirmala Taruna Year 2023 Series c
Obligasi Berkelanjutan IV Bank Panin Tahap II Tahun 2024	12-Jan-34	idAA	-	Bonds Continuing IV Bank Panin Phase II Year 2024
Obligasi Berkelanjutan II Pyridam Farma Tahap I Tahun 2025	9-Jul-28	A-	-	Bonds Continuing II Pyridam Farma Phase I Year 2025
Obligasi Berkelanjutan I Sampoerna Agro Tahap III Tahun 2022 Seri B	2-Mar-27	idA	-	Bonds Continuing I Sampoerna Agro Phase III Year 2022 Series B
Obligasi Berkelanjutan VI Tower Bersama Infrastructure Tahap VI Tahun 2025 Seri A	21-Mar-28	AA+(IDN)	-	Bonds Continuing VI Tower Bersama Infrastructure Phase VI Year 2025 Series A
Obligasi Berkelanjutan VI Tower Bersama Infrastructure Tahap V Tahun 2025 Seri B	12-Feb-28	AA+(IDN)	-	Bonds Continuing VI Tower Bersama Infrastructure Phase V Year 2025 Series B

	Tanggal Jatuh Tempo/ *Maturity Date*	Peringkat/*Rating* 2025	2024	
Obligasi III Wahana Inti Selaras Tahun 2024 Seri B	5-Jul-27	idA	-	Bonds III Wahana Inti Selaras Year 2024 Series B
Obligasi Negara RI Seri FR0087	15-Feb-31	GOVT	-	Bonds Negara RI Series FR0087
Obligasi Negara RI Seri FR0071	15-Mar-29	GOVT	-	Bonds Negara RI Series FR0071
Obligasi Negara RI Seri FR0085	15-Apr-31	GOVT	-	Bonds Negara RI Series FR0085
Obligasi Negara RI Seri FR0091	15-Apr-32	GOVT	-	Bonds Negara RI Series FR0091
Obligasi Negara RI Seri FR0095	15-Aug-28	GOVT	-	Bonds Negara RI Series FR0095
Obligasi Negara RI Seri FR0100	15-Feb-34	GOVT	-	Bonds Negara RI Series FR0100
SBSN Seri PBS003	15-Jan-27	GOVT	-	SBSN Series PBS003
SBSN Seri PBS030	15-Jul-28	GOVT	-	SBSN Series PBS030
MTN III Perum Perumnas Tahun 2018 Seri B	10-Dec-26	idBBB-	-	MTN III Perum Perumnas Year 2018 Series B
MTN I Asian Bulk Logistic Tahun 2022	21-Jun-27	idA+	-	MTN I Asian Bulk Logistic Year 2022
MTN Wahana Interfood Nusantara I Tahun 2022 Tahap I	06-Jul-28	idAA+	-	MTN Wahana Interfood Nusantara I Year 2022 Phase I
Obligasi Berkelanjutan VI Astra Sedaya Finance Tahap V Tahun 2025 Seri B	14-Mar-28	AAA(IDN)	-	Bonds Continuing VI Astra Sedaya Finance Phase V Year 2025 Series B
Obligasi Berkelanjutan VII Adira Finance Tahap II Tahun 2025 Seri A	31-Oct-26	idAAA	-	Bonds Continuing VII Adira Finance Phase II Year 2025 Series A
Obligasi Berkelanjutan VII Astra Sedaya Finance Tahap II Tahun 2025 Seri A	24-Oct-28	idAAA	-	Bonds Continuing VII Astra Sedaya Finance Phase II Year 2025 Series A
Obligasi Berkelanjutan III Bussan Auto Finance Tahap III Tahun 2025 Seri B	28-May-28	idAAA	-	Bonds Continuing III Bussan Auto Finance Phase III Year 2025 Series B
Obligasi Berkelanjutan VI BFI Finance Indonesia Tahap I Tahun 2024 Seri C	25-Sep-27	AA-	-	Bonds Continuing VI BFI Finance Indonesia Phase I Year 2024 Series C
Obligasi Berkelanjutan VI BFI Finance Indonesia Tahap II Tahun 2025 Seri C	17-Jun-28	AA-(IDN)	-	Bonds Continuing VI BFI Finance Indonesia Phase II Year 2025 Series C
Obligasi Berkelanjutan III Bank VictoriaTahap I Tahun 2023 Seri A	9-Mar-26	idA-	-	Bonds Continuing III Bank Victoria Phase I Year 2023 Series A
Obligasi Berkelanjutan I Medikaloka HerminaTahap II Tahun 2022 Seri B	15-Jul-27	idAA	-	Bonds Continuing I Medikaloka HerminaPhase II Year 2022 Series B
Obligasi Berkelanjutan IV Indah Kiat Pulp & Paper Tahap IV Tahun 2024 Seri B	4-Apr-27	idA+	-	Bonds Continuing IV Indah Kiat Pulp & Paper Phase IV Year 2024 Series B
Obligasi Berkelanjutan IV Indah Kiat Pulp & Paper Tahap V Tahun 2024 Seri B	21-Jun-27	idA+	-	Bonds Continuing IV Indah Kiat Pulp & Paper Phase V Year 2024 Series B
Obligasi Berkelanjutan II IndosatTahap II Tahun 2017 Seri E	9-Nov-27	AAA(IDN)	-	Bonds Continuing II IndosatPhase II Year 2017 Series E
Obligasi II Kereta Api Indonesua Tahun 2019 Seri B	13-Dec-26	idAAA	-	Bonds II Kereta Api Indonesua Year 2019 Series B
Obligasi Berkelanjutan I Lontar Papyrus Pulp & Paper Industry Tahap II Tahun 2022 Seri C	22-Apr-27	idA	-	Bonds Continuing I Lontar Papyru Pulp & Paper Industry Phase II Year 2022 Series C
Obligasi Berkelanjutan I Lontar Papyrus Pulp & Paper Industry Tahap II Tahun 2025 Seri B	10-Dec-30	idA	-	Bonds Continuing I Lontar Papyru Pulp & Paper Industry Phase II Year 2025 Series B
Obligasi Berkelanjutan Oki Pulp & Paper Mills Tahap III Tahun 2024 Seri B	28-Mar-27	idA+	-	Bonds Continuing Oki Pulp & Paper Mills Phase III Year 2024 Series B
Obligasi Berkelanjutan Oki Pulp & Paper Mills Tahap I Tahun 2023 Seri B	12-Oct-26	idA+	-	Bonds Continuing Oki Pulp & Paper Mills Phase I Year 2023 Series B
Obligasi Berkelanjutan Oki Pulp & Paper Mills Tahap IV Tahun 2024 Seri C	21-May-29	idA+	-	Bonds Continuing Oki Pulp & Paper Mills Phase IV Year 2024 Series C
Obligasi Berkelanjutan I Oki Pulp & Paper Mills Tahap VI Tahun 2024 Seri C	8-Nov-29	idA+	-	Bonds Continuing I Oki Pulp & Paper Mills Phase VI Year 2024 Series C
Obligasi Berkelanjutan II Oki Pulp & Paper Mills Tahap IV Tahun 2025 Seri A	18-Jun-28	AAA	-	Bonds Continuing II Oki Pulp & Paper Mills Phase IV Year 2025 Series A
Obligasi Berkelanjutan II Oki Pulp & Paper Mills Tahap IV Tahun 2025 Seri B	18-Jun-30	idAAA	-	Bonds Continuing II Oki Pulp & Paper Mills Phase IV Year 2025 Series B

	Tanggal Jatuh Tempo/ *Maturity Date*	Peringkat/*Rating*		
		2025	2024	
Obligasi Berkelanjutan II Oki Pulp & Paper Mills Tahap III Tahun 2025 Seri C	27-Mar-30	idAAA	-	Bonds Continuing II Oki Pulp & Paper Mills Phase III Year 2025 Series C
Obligasi II Pindo Deli Pulp & Paper Mills Tahun 2022 Seri C	14-Jul-27	idA+	-	Bonds II Pindo Deli Pulp & Paper Mills Year 2022 Series C
Obligasi Berkelanjutan I Petrosea Tahap II Tahun 2025 Seri C	21-Mar-32	idA+	-	Bonds Continuing I Petrosea Phase II Year 2025 Series C
Obligasi Berkelanjutan II SMMA Tahap IV Tahun 2025	23-Oct-30	AA	-	Bonds Continuing II SMMA Phase IV Year 2025
Obligasi Berkelanjutan VI Tower Bersama Infrastructure Tahap IV Tahun 2024 Seri B	3-Dec-27	AA+(IDN)	-	Bonds Continuing VI Tower Bersama Infrastructure Phase IV Year 2024 Series B
Obligasi Berkelanjutan VI Tower Bersama Infrastructure Tahap VI Tahun 2025 Seri B	21-Mar-30	AA+(IDN)	-	Bonds Continuing VI Tower Bersama Infrastructure Phase VI Year 2025 Series B
Obligasi I TBS Energi Utama Tahun 2025 Seri A	3-Mar-26	idA	-	Bonds I TBS Energi Utama Year 2025 Series A
Obligasi Berkelanjutan III Chandra Asri Petrochemical Tahap IV Tahun 2021 Seri B	29-Oct-28	idAA-	-	Bonds Continuing III Chandra Asri Petrochemical Phase IV Year 2021 Series B
Obligasi Berkelanjutan IV Chandra Asri Petrochemical Tahap IV Tahun 2024 Seri B	1-Mar-29	idAA-	-	Bonds Continuing IV Chandra Asri Petrochemical Phase IV Year 2024 Series B
Obligasi Berkelanjutan I Trimegah Sekuritas Indonesia Tahap III Tahun 2025 Seri A	16-Jan-26	idA	-	Bonds Continuing I Trimegah Sekuritas Indonesia Phase III Year 2025 Series A
Obligasi Berkelanjutan II Trimegah Sekuritas Indonesia Tahap II Tahun 2025 Seri A	18-Oct-26	idA	-	Bonds Continuing II Trimegah Sekuritas Indonesia Phase II Year 2025 Series A
Obligasi Berkelanjutan V Wom Finance Tahap Ii Tahun 2025 Seri B	24-Jun-28	idAAA	-	Bonds Continuing V Wom Finance Phase Ii Year 2025 Series B
Obligasi Berkelanjutan III Waskita Karya Tahap Iii Tahun 2018 Seri B	31-Dec-34	idB	-	Bonds Continuing III Waskita Karya Phase Iii Year 2018 Series B
SBSN Seri PBS022	15-Apr-34	GOVT	-	SBSN Series PBS022
Obligasi Negara RI Seri FR0084	15-Feb-26	GOVT	-	Bonds Negara RI Series FR0084
Obligasi Berkelanjutan I Oto Multiartha Tahap II Tahun 2024 Seri C	4-Sep-29	idAAA	-	Bonds Continuing I Oto Multiartha Phase II Year 2024 Series C
Obligasi Berkelanjutan IV Sanf Dengan Tingkat Bunga Tetap Tahap Ii Tahun 2023 Seri B	16-Mar-26	idAA+	-	Bonds Continuing IV Sanf Dengan Tingkat Bunga Tetap Phase II Year 2023 Series B
Obligasi Berkelanjutan I Bank BJB Tahap 1 Tahun 2024 Seri B	10-Dec-29	idAA	-	Bonds Continuing I Bank BJB Phase 1 Year 2024 Series B
Obligasi Berkelanjutan IV Summarecon Agung Tahap I Tahun 2022	8-Jul-27	idA+	-	Bonds Continuing IV Summarecon Agung Phase I Year 2022
Obligasi II Wahana Inti Selaras Tahun 2023 Seri B	08-Agu-26	idA	-	Bonds II Wahana Inti Selaras Year 2023 Series B
Obligasi Negara RI Seri FR0104	15-Jul-30	GOVT	-	Bonds Negara RI Series FR0104
Surat Berharga Perpetual Berkelanjutan I Bank Bjb Tahap I Tahun 2024	10-Jun-30	idA	-	Surat Berharga Perpetual Continuing I Bank Bjb Phase I Year 2024
Obligasi Subordinasi Berkelanjutan IV Bank BJB Tahap 1 Tahun 2024 Seri A	5-Jul-29	idA+	-	Bonds Subordinasi Continuing IV Bank BJB Phase 1 Year 2024 Series A
Obligasi Berkelanjutan III Barito Pasifik Tahap III Tahun 2024 Seri A	16-Jul-27	idA+	-	Bonds Continuing III Barito Pasifik Phase III Year 2024 Series A
Obligasi Berkelanjutan III Bank VictoriaTahap II Tahun 2024	12-Jul-27	idA-	-	Bonds Continuing III Bank VictoriaPhase II Year 2024
Obligasi Berkelanjutan IV Summarecon Agung Tahap III Tahun 2024 Seri A	4-Jun-27	idA+	-	Bonds Continuing IV Summarecon Agung Phase III Year 2024 Series A
Obligasi Berkelanjutan III Chandra Asri Petrochemical Tahap V Tahun 2022 Seri A	8-Mar-27	idAA-	-	Bonds Continuing III Chandra Asri Petrochemical Phase V Year 2022 Series A
Obligasi Berkelanjutan III Chandra Asri Petrochemical Tahap V Tahun 2021 Seri B	15-Apr-26	idAA-	-	Bonds Continuing III Chandra Asri Petrochemical Phase V Year 2021 Series B
Obligasi Berkelanjutan IV Chandra Asri Petrochemical Tahap III Tahun 2023 Seri A	27-Sep-26	idAA-	-	Bonds Continuing IV Chandra Asri Petrochemical Phase III Year 2023 Series A
Obligasi Berkelanjutan IV Chandra Asri Petrochemical Tahap II Tahun 2023 Seri B	28-Feb-30	idAA-	-	Bonds Continuing IV Chandra Asri Petrochemical Phase II Year 2023 Series B

	Tanggal Jatuh Tempo/ *Maturity Date*	Peringkat/*Rating* 2025	2024	
Obligasi III Wahana Inti Selaras Tahun 2024 Seri C	5-Jul-29	idA	-	Bonds III Wahana Inti Selaras Year 2024 Series C
Sukuk Ijarah Berkelanjutan II PLN Tahap II Tahun 2017 Seri C	3-Nov-32	idAAA	-	Sukuk Ijarah Continuing II PLN Phase II Year 2017 Series C
Sukuk Ijarah Berkelanjutan II PLN Tahap III Tahun 2018 Seri D	22-Feb-38	idAAA	-	Sukuk Ijarah Continuing II PLN Phase III Year 2018 Series D
Sukuk Mudharabah Berkelanjutan IV Indah Kiat Pulp and Paper Tahap II Tahun 2024 Seri C	5-Dec-29	idA+	-	Sukuk Mudharabah Continuing IV Indah Kiat Pulp and Paper Phase II Year 2024 Series C
Sukuk Mudharabah Berkelanjutan IV Indah Kiat Pulp and Paper Tahap V Tahun 2025	30-Sep-30	idA+	-	Sukuk Mudharabah Continuing IV Indah Kiat Pulp and Paper Phase V Year 2025
Sukuk Mudharabah Berkelanjutan I Lontar Papyrus Pulp & Paper Inds Tahap II Tahun 2025 Seri C	11-Feb-30	idA	-	Sukuk Mudharabah Continuing I Lontar Papyrus Pulp & Paper Inds Phase II Year 2025 Series C
Sukuk Mudharabah Berkelanjutan I Lontar Papyrus Pulp & Paper Inds Tahap I Tahun 2025 Seri B	10-Dec-30	idA	-	Sukuk Mudharabah Continuing I Lontar Papyrus Pulp & Paper Inds Phase I Year 2025 Series B
Sukuk Mudharabah Oki Pulp & Paper Mills Tahap II Tahun 2023 Seri B	12-Dec-26	idA+	-	Sukuk Mudharabah Oki Pulp & Paper Mills Phase II Year 2023 Series B
Sukuk Mudharabah Berkelanjutan Oki Pulp & Paper Mills Tahap II Tahun 2025 Seri A	29-Jul-28	idA+	-	Sukuk Mudharabah Continuing Oki Pulp & Paper Mills Phase II Year 2025 Series A
Sukuk Mudharabah Berkelanjutan I Pindo Deli Pulp & Paper Mills Tahap III Tahun 2025	27-Aug-30	idA+	-	Sukuk Mudharabah Continuing I Pindo Deli Pulp & Paper Mills Phase III Year 2025
Sukuk Mudharabah Berkelanjutan I Hutama Karya Tahap I Tahun 2021 Seri C	7-Sep-28	idAA-	-	Sukuk Mudharabah Continuing I Hutama Karya Phase I Year 2021 Series C
Sukuk Ijarah Berkelanjutan II Xl Axiata Tahap I Tahun 2018 Seri E	16-Oct-28	AA+(IDN)+	-	Sukuk Ijarah Continuing II Xl Axiata Phase I Year 2018 Series E
Sukuk Mudharabah Berkelanjutan III Indah Kiat Pulp and Paper Tahap III Tahun 2023 Seri B	21-Nov-26	IdA+	-	Sukuk Mudharabah Continuing III Indah Kiat Pulp and Paper Phase III Year 2023 Series B
Sukuk Wakalah Berkelanjutan I Medco Power Indonesia Tahap IV Tahun 2025 Seri B	7-Feb-30	IdA	-	Sukuk Wakalah Continuing I Medco Power Indonesia Phase IV Year 2025 Series B
Sukuk Ijarah Berkelanjutan I Petrosea Tahap II Tahun 2025 Seri C	21-Mar-32	IdA+	-	Sukuk Ijarah Continuing I Petrosea Phase II Year 2025 Series C
Sukuk Mudharabah Berkelanjutan IV Indah Kiat Pulp and Paper Tahap I Tahun 2024 Seri B	4-Oct-29	idA+	-	Sukuk Mudharabah Continuing IV Indah Kiat Pulp and Paper Phase I Year 2024 Series B
Sukuk Mudharabah Berkelanjutan I Lontar Papyrus Pulp & Paper Inds Tahap I Tahun 2024	4-Oct-29	idA	-	Sukuk Mudharabah Continuing I Lontar Papyrus Pulp & Paper Inds Phase I Year 2024
Sukuk Mudharabah Berkelanjutan I Merdeka Battery Materials Tahap Iii Thn 2025 Seri B	9-Dec-30	idA	-	Sukuk Mudharabah Continuing I Merdeka Battery Materials Phase Iii Thn 2025 Series B
Sukuk Ijarah Berkelanjutan IV Indosat Tahap I Tahun 2022 Seri B	26-Oct-27	idAAA	-	Sukuk Ijarah Continuing IV Indosat Phase I Year 2022 Series B
Sukuk Ijarah Berkelanjutan I Petrosea Tahap II Tahun 2025 Seri B	21-Mar-30	IdA+	-	Sukuk Ijarah Continuing I Petrosea Phase II Year 2025 Series B
Sukuk Ijarah Berkelanjutan I Sampoerna Agro Tahap III Tahun 2022 Seri B	2-Mar-27	IdA	-	Sukuk Ijarah Continuing I Sampoerna Agro Phase III Year 2022 Series B
Sukuk Ijarah Berkelanjutan I Tower Bersama Infrastructure Tahap I Tahun 2025 Seri B	2-Mar-27	AA+(IDN)	-	Sukuk Ijarah Continuing I Tower Bersama Infrastructure Phase I Year 2025 Series B
Sukuk Ijarah Berkelanjutan I Merdeka Battery Materials Tahap III Thn 2025 Seri A	9-Dec-28	idA	-	Sukuk Ijarah Continuing I Merdeka Battery Materials Phase III Thn 2025 Series A
Sukuk Mudharabah Berkelanjutan II Oki Pulp & Paper Mills Tahap I Tahun 2025 Seri A	25-Mar-30	idA+	-	Sukuk Mudharabah Continuing II Oki Pulp & Paper Mills Phase I Year 2025 Series A
Sukuk Wakalah BI Al-Istitsmar Berkelanjutan I CIMB Niaga Auto Finance Tahap II Tahun 2025 Seri A	23-Mar-27	AAA(IDN)	-	Sukuk Wakalah BI Al-Istitsmar Continuing I CIMB Niaga Auto Finance Phase II Year 2025 Series
Sukuk Wakalah BI Al-Istitsmar Berkelanjutan I CIMB Niaga Auto Finance Tahap III Tahun 2025 Seri A	13-Sep-26	AAA(IDN)	-	Sukuk Wakalah BI Al-Istitsmar Continuing I CIMB Niaga Auto Fin Phase III Year 2025 Series
Sukuk Wakalah BI Al-Istitsmar Berkelanjutan I CIMB Niaga Auto Finance Tahun 2023 Seri B	8-Feb-26	AAA(IDN)	-	Sukuk Wakalah BI Al-Istitsmar Continuing I CIMB Niaga Auto Finance Year 2023 Series B
Sukuk Wakalah BI Al-Istitsmar Berkelanjutan I CIMB Niaga Auto Finance Tahap II Tahun 2025 Seri B	13-Mar-28	AAA(IDN)	-	Sukuk Wakalah BI Al-Istitsmar Continuing I CIMB Niaga Auto Fin Phase II Year 2025 Series
Sukuk Wakalah BI Al-Istitsmar Berkelanjutan I CIMB Niaga Auto Finance Tahap III Tahun 2025 Seri B	3-Sep-28	AAA(IDN)	-	Sukuk Wakalah BI Al-Istitsmar Continuing I CIMB Niaga Auto Fin Phase III Year 2025 Series
Sukuk Mudharabah Berkelanjutan I Oki Pulp & Paper Mills Tahap I Tahun 2023 Seri A	3-Sep-28	idA+	-	Sukuk Mudharabah Continuing I Oki Pulp & Paper Mills Phase I Year 2023 Series A
Sukuk Ijarah Berkelanjutan III PLN Tahap III Tahun 2018 Seri D	19-Feb-29	idAAA	-	Sukuk Ijarah Continuing III PLN Phase III Year 2018 Series D

	Tanggal Jatuh Tempo/ *Maturity Date*	Peringkat/*Rating* 2025	2024	
Sukuk Mudharabah Berkelanjutan I Indah Kiat Pulp and Paper Tahap III Tahun 2022 Seri C	24-Feb-27	idA+	-	Sukuk Mudharabah Continuing I Indah Kiat Pulp and Paper Phase III Year 2022 Series C
Sukuk Mudharabah Berkelanjutan I Oki Pulp & Paper Mills Tahap I Tahun 2023 Seri B	12-Oct-28	idA+	-	Sukuk Mudharabah Continuing I Oki Pulp & Paper Mills Phase I Year 2023 Series B
Sukuk Mudharabah Berkelanjutan II Wijaya Karya Tahap II Tahun 2022 Seri C	18-Feb-29	idCC	-	Sukuk Mudharabah Continuing II Wijaya Karya Phase II Year 2022 Series C
Sukuk Mudharabah Berkelanjutan I Armadian Tritunggal Tahap I Tahun 2025 Seri B	29-Oct-30	A-	-	Sukuk Mudharabah Continuing I Armadian Tritunggal Phase I Year 2025 Series B
Obligasi Indika Energy	7-May-29	A+(IDN)	-	Bonds Indika Energy
Obligasi Japfa Comfeed	23-Mar-26	idA	-	Bonds Japfa Comfeed
Obligasi PT Pakuwon Jati	29-Apr-28	AA-	-	Bonds PT Pakuwon Jati
Obligasi Solar United SLRUTD	16-Aug-27	A-(IDN)	-	Bonds PT Solar United SLRUTD
Obligasi Garuda Indonesia (RegS) 22-2031	29-Dec-31	BBB+(IDN)	-	Garuda Indonesia Bonds (RegS) 2022–2031
Obligasi PT Medco Energi International	30-Jan-27	BB-(IDN)	-	Bonds PT Medco Energi International
Obligasi PT Medco Energi International	12-Nov-28	BB-(IDN)	-	Bonds PT Medco Energi International
Obligasi PT Medco Energi International	27-Apr-29	BB-(IDN)	-	Bonds PT Medco Energi International
Obligasi Golden Energy And Resources	28-Nov-27	A-	-	Bonds Golden Energy And Resources
Obligasi Berkelanjutan III Barito Pasific Tahap II Tahun 2023 Seri A	28-Nov-26	-	idaA+	Bonds Continuing III Barito Pasific Tahap II Tahun 2023 Seri a
Obligasi Berkelanjutan I Wijaya Karya Tahap I Tahun 2020 Seri B	18-Des-25	-	idBBB-	Bonds Continuing I Wijaya Karya Phase I Year 2020 Series B
Sukuk Mudharabah Berkelanjutan I Wijaya Karya Tahap I Tahun 2020 Seri B	18-Des-25	-	idBBB-(sy)	Sukuk Mudharabah Continuing I Wijaya Karya Phase I Year 2020 Series B
Sukuk Mudharabah Berkelanjutan I Wijaya Karya Tahap I Tahun 2020 Seri C	18-Des-27	-	idBBB-(sy)	Sukuk Mudharabah Continuing I Wijaya Karya Phase I Year 2020 Series C
Obligasi Berkelanjutan I TELKOM Tahap I Tahun 2015 Seri D	23-Jun-45	-	idAAA	Bonds Continuing I TELKOM Phase I Year 2015 Series D
Obligasi Berkelanjutan III PLN Tahap IV Tahun 2019 seri E	01-Agu-39	-	idAAA	Bonds Continuing III PLN Phase IV Year 2019 Series E
Obligasi Berkelanjutan III PLN Tahap V Tahun 2019 Seri E	01-Okt-39	-	idAAA	Bonds Continuing III PLN Phase V Year 2019 Series E
Obligasi Berkelanjutan III PLN Tahap VI Tahun 2020 Seri E	18-Feb-40	-	idAAA	Bonds Continuing III PLN Phase VI Year 2020 Series E
Sukuk Ijarah Berkelanjutan II Indosat Tahap I Tahun 2017 Seri D	31-Mar-27	-	idAAA(sy)	Sukuk Ijarah Continuing II Indosat Phase I Year 2017 Series D
Obligasi Berkelanjutan III PLN Tahap IV Tahun 2019 Seri E	01-Agu-39	-	idAAA	Bonds Continuing III PLN Phase IV Year 2019 Series E
Obligasi Berkelanjutan III Barito Pasific Tahap I Tahun 2023 Seri A	08-Nov-28	-	idA+	Bonds Continuing III Barito Pasific Tahap I Tahun 2023 Seri A
Obligasi I Hino Finance Indonesia Tahun 2022 Seri B	09-Agu-25	-	AA+(idn)	Obligasi I Hino Finance Indonesia Tahun 2022 Seri B
Obligasi Berkelanjutan II Merdeka Copper Gold Tahap III Tahun 2022 Seri C	01-Sep-27	-	idA+	Bonds Continuing II Merdeka Copper Gold Tahap III Tahun 2022 Seri C
Obligasi Berkelanjutan II Merdeka Copper Gold Tahap I Tahun 2022	13-Des-25	-	idA+	Bonds Continuing II Merdeka Copper Gold Tahap I Tahun 2022
Obligasi Oki Pulp & Paper Mills II Tahun 2022 Seri B	30-Mar-25	-	idA+	Obligasi Oki Pulp & Paper Mills II Tahun 2022 Seri B
Obligasi Oki Pulp & Paper Mills II Tahun 2022 Seri C	30-Mar-27	-	idA+	Obligasi Oki Pulp & Paper Mills II Tahun 2022 Seri C
Obligasi II Pindo Deli Pulp & Paper Mills Tahun 2022 Seri B	14-Jul-25	-	idA+	Obligasi II Pindo Deli Pulp & Paper Mills Tahun 2022 Seri B
Obligasi Berkelanjutan II Hutama Karya Tahap I Tahun 2017	07-Sep-28	-	idAA-	Bonds Continuing II Hutama Karya Tahap I Tahun 2017
Sukuk Mudharabah I Armadian Tritunggal Tahun 2023	24-Nov-25	-	A-	Sukuk Mudharabah I Armadian Tritunggal Tahun 2023
Obligasi II Wahana Inti Selaras Tahun 2023 Seri C	08-Agu-28	-	idA	Obligasi II Wahana Inti Selaras Tahun 2023 Seri C
MTN Wahana Interfood Nusantara I Tahun 2022 Tahap I	06-Jul-25	-	idAA+	MTN Wahana Interfood Nusantara I Tahun 2022 Tahap I
Obligasi Berkelanjutan III Adhi Karya Tahap III Tahun 2022 Seri C	24-Mei-29	-	idA-	Bonds Continuing III Adhi Karya Tahap III Tahun 2022 Seri C
Obligasi Berkelanjutan III Merdeka Copper Gold Tahap III Tahun 2022 Seri B	01-Sep-25	-	idA+	Bonds Continuing III Merdeka Copper Gold Tahap III Tahun 2022 Seri B
Obligasi Berkelanjutan IV Merdeka Copper Gold Tahap I Tahun 2022	13-Des-25	-	idA+	Bonds Continuing IV Merdeka Copper Gold Tahap I Tahun 2022
Obligasi Berkelanjutan III Chandra Asri Petrochemical Tahap V Tahun 2022 Seri B	08-Mar-29	-	idAA-	Bonds Continuing III Chandra Asri Petrochemical Tahap V Tahun 2022 Seri B
Obligasi Berkelanjutan IV Chandra Asri Petrochemical Tahap II Tahun 2023 Seri A	28-Feb-28	-	idAA-	Bonds Continuing IV Chandra Asri Petrochemical Tahap II Tahun 2023 Seri A
Obligasi II Hino Finance Indonesia Tahun 2023 Seri B	11-Jul-26	-	AA+(idn)	Obligasi II Hino Finance Indonesia Tahun 2023 Seri B
Obligasi Berkelanjutan I Oto Multiartha Tahap I Tahun 2023 Seri A	07-Jul-26	-	idAAA	Bonds Continuing I Oto Multiartha Tahap I Tahun 2023 Seri A

	Tanggal Jatuh Tempo/ *Maturity Date*	Peringkat/*Rating* 2025	2024	
Obligasi Berkelanjutan II Sinar Mas Multifinance Tahap I Tahun 2020 Seri B	17-Jul-25	-	irA+	Bonds Continuing II Sinar Mas Multifinance Tahap I Tahun 2020 Seri B
Obligasi Berkelanjutan V Tower Bersama Infrastructure Tahap III Tahun 2022 Seri B	02-Mar-25	-	AA+(IDN)	Bonds Continuing V Tower Bersama Infrastructure Tahap III Tahun 2022 Seri B
Obligasi Berkelanjutan I Tiphone Tahap III Tahun 2017 Seri B	31-Des-30	-	idD	Bonds Continuing I Tiphone Tahap III Tahun 2017 Seri B
Obligasi Berkelanjutan I Tiphone Tahap III Tahun 2016 Seri C	31-Des-30	-	idD	Bonds Continuing I Tiphone Tahap III Tahun 2016 Seri C
Obligasi Berkelanjutan IV Chandra Asri Petrochemical Tahap I Tahun 2022 Seri A	09-Agu-27	-	idAA-	Bonds Continuing IV Chandra Asri Petrochemical Tahap I Tahun 2022 Seri A
Obligasi Berkelanjutan I Pyridam Farma Tahap II Tahun 2023	20-Sep-25	-	BBB+	Bonds Continuing I Pyridam Farma Tahap II Tahun 2023
Sukuk Mudharabah Berkelanjutan I Indah Kiat Pulp and Paper Tahap II Tahun 2021	08-Des-24	-	(Mature)	Sukuk Mudharabah Continuing I Indah Kiat Pulp and Paper Phase II Year 2021
Obligasi Berkelanjutan II Wijaya Karya Tahap I Tahun 2021 - Seri C	08-Sep-28	-	idCCC-	Bonds Continuing II Wijaya Karya Phase I Year 2021 - Series C
Obligasi Berkelanjutan II Hutama Karya Tahap I Tahun 2021 - Seri C	08-Sep-28	-	idAA-	Bonds Continuing II Hutama Karya Phase I Year 2021 - Series C

Suku bunga per tahun obligasi pada tanggal 31 Desember 2025 dan 2024 dalam mata uang Rupiah berkisar antara 2,00% sampai dengan 11,85%, sedangkan dalam mata uang asing berkisar antara 4,55% sampai dengan 8,96% pada tahun 2025 dan 4,00% sampai dengan 9,00% pada tahun 2024.

As at December 31, 2025 and 2024, the interest rates on bonds denominated in Rupiah ranged from 2.00% to 11.85% per annum for both years, while the interest rates on bonds denominated in foreign currencies ranged from 4.55% to 8.96% and 4.00% to 9.00% per annum, respectively.

Unit reksa dana

Efek diperdagangkan dalam bentuk unit penyertaan reksa dana pada pihak berelasi, dikelola oleh SAM sebagai manajer investasi (Catatan 47).

Units of Mutual Fund

Securities in units of mutual fund of a related party which are held for trading are managed by SAM, a related party, as the investment manager (Note 47).

6. Efek yang Dibeli dengan Janji Jual Kembali

Pada tanggal 31 Desember 2025 dan 2024, efek-efek yang dibeli dengan janji jual kembali adalah sebagai berikut:

6. Securities Purchased under Agreement to Resell

As of December 31, 2025 and 2024, securities purchased under agreement to resell are:

	31 Desember/*December 31*, 2025				
	Jenis/ *Type*	Jangka waktu/ *Term*	Tanggal jatuh tempo/ *Due Date*	Nilai bersih/ *Net value*	
Pihak Lawan					**Counterparty**
Bank Indonesia	SPN12261105	91 hari/days	4 March/ *March* 4, 2026	47.070	Bank Indonesia
Bank Indonesia	SPN12261105	91 hari/days	4 March/ *March* 4, 2026	47.072	Bank Indonesia
Bank Indonesia	SPN12261105	91 hari/days	4 March/ *March* 4, 2026	47.074	Bank Indonesia
Bank Indonesia	VR0077	91 hari/days	25 Februari / *February* 25, 2026	48.059	Bank Indonesia
Bank Indonesia	VR0077	91 hari/days	25 Februari/ *February* 25, 2026	48.061	Bank Indonesia
			25 Februari/		

	31 Desember/*December 31*, 2025				
	Jenis/ *Type*	**Jangka waktu/ *Term***	**Tanggal jatuh tempo/ *Due Date***	**Nilai bersih/ *Net value***	
Bank Indonesia	VR0077	91 hari/days	*February* 25, 2026	48.063	Bank Indonesia
Bank Indonesia	VR0092	91 hari/days	11 Februari/ *February* 11, 2026	48.046	Bank Indonesia
Bank Indonesia	VR0092	91 hari/days	11 Februari/ *February* 11, 2026	96.099	Bank Indonesia
Bank Indonesia	VR0092	91 hari/days	28 Januari/ *January* 28, 2026	96.030	Bank Indonesia
Bank Indonesia	VR0092	91 hari/days	28 Januari/ *January* 28, 2026	96.034	Bank Indonesia
Bank Indonesia	VR0092	91 hari/days	28 Januari/ *January* 28, 2026	48.022	Bank Indonesia
Pihak Lawan					**Counterparty**
Bank Indonesia	VR0092	91 hari/days	28 Januari/ *January* 28, 2026	48.026	Bank Indonesia
Bank Indonesia	VR0057	91 hari/days	7 Januari/ *January* 7, 2026	48.418	Bank Indonesia
Bank Indonesia	VR0057	91 hari/days	7 Januari/ *January* 7, 2026	96.837	Bank Indonesia
Bank Indonesia	VR0057	91 hari/days	7 Januari/ *January* 7, 2026	48.413	Bank Indonesia
Bank Indonesia	VR0057	91 hari/days	7 Januari/ *January* 7, 2026	96.826	Bank Indonesia
Bank Indonesia	VR0057	91 hari/days	7 Januari/ *January* 7, 2026	48.418	Bank Indonesia
Bank Indonesia	VR0057	91 hari/days	7 Januari/ *January* 7, 2026	48.413	Bank Indonesia
Bank Indonesia	VR0070	7 hari/days	7 Januari/ *January* 7, 2026	43.494	Bank Indonesia
Bank Indonesia	VR0070	7 hari/days	7 Januari/ *January* 7, 2026	72.490	Bank Indonesia
Bank Indonesia	VR0070	7 hari/days	7 Januari/ *January* 7, 2026	72.490	Bank Indonesia
Bank Indonesia	VR0070	7 hari/days	7 Januari/ *January* 7, 2026	101.485	Bank Indonesia
Jumlah				**1.394.940**	**Total**

	31 Desember/*December 31*, 2024				
	Jenis/ *Type*	**Jangka waktu/ *Term***	**Tanggal jatuh tempo/ *Due Date***	**Nilai bersih/ *Net value***	
Pihak Lawan					**Counterparty**
Bank Indonesia	VR0059	90 hari/days	26 Februari/ *February* 26, 2025	23.899	Bank Indonesia
Bank Indonesia	VR0034	91 hari/days	25 March/ *March* 25, 2025	24.726	Bank Indonesia
Bank Indonesia	VR0034	91 hari/days	25 March/ *March* 25, 2025	24.726	Bank Indonesia
Bank Indonesia	VR0034	91 hari/days	25 March/ *March* 25, 2025	24.727	Bank Indonesia
PT Bank China Construction Bank Indonesia Tbk	IDSR 141125364S	14 hari/days	7 Januari/ *January* 7, 2025	94.137	PT Bank China Construction Bank Indonesia Tbk
Jumlah				**192.215**	**Total**

Manajemen berpendapat bahwa tidak terdapat penurunan nilai atas efek yang dibeli dengan janji jual kembali pada tanggal 31 Desember 2025 dan 2024.

Management believes that there is no impairment in the value of securities purchased under agreement to resell as of December 31, 2025 and 2024.

7. Piutang Pembiayaan Multiguna / 7. Multipurpose Financing Receivables

a. Terdiri dari: / a. This account consists of:

	2025	2024	
Pihak berelasi - Rupiah (Catatan 44)			Related parties - Rupiah (Note 44)
Piutang pembiayaan multiguna - kotor	522	615	Multipurpose financing receivables - gross
Pihak ketiga - Rupiah			Third parties - Rupiah
Piutang pembiayaan multiguna - kotor	3.179.513	4.232.729	Multipurpose financing receivables - gross
Bagian yang dibiayai pihak lain	(1.265.712)	(1.946.736)	Amount financed by other parties
Jumlah	1.913.801	2.285.993	Total
Jumlah piutang pembiayaan multiguna - bersih	1.914.323	2.286.608	Multipurpose financing receivables - net
Pendapatan pembiayaan multiguna yang belum diakui - kotor	(726.606)	(863.822)	Unearned multipurpose financing income - gross
Bagian yang dibiayai pihak lain	123.864	169.446	Amount financed by other parties
Jumlah pendapatan pembiayaan multiguna yang belum diakui - bersih	(602.742)	(694.376)	Total unearned multipurpose financing income - net
Jumlah	1.311.581	1.592.232	Total
Cadangan kerugian penurunan nilai	(48.889)	(54.876)	Allowance for impairment losses
Jumlah - bersih	**1.262.692**	**1.537.356**	**Total - Net**
Suku bunga per tahun			Interest rate per annum
Rupiah	5,49% - 21.35%	5,50% - 19,99%	Rupiah

b. Analisis atas perubahan dalam nilai tercatat bruto dan cadangan atas kerugian kredit ekspektasian terkait piutang pembiayaan multiguna:

b. An analysis of change in the gross carrying amount and the corresponding expected credit loss allowances of multipurpose financing receivables are as follows:

2025

	Tahap 1/ *Stage 1*	Tahap 2/ *Stage 2*	Tahap 3/ *Stage 3*	Total/ *Total*	
Nilai tercatat bruto awal	1.387.563	112.458	92.211	1.592.232	Beginning gross carrying amount
Transfer ke tahap 1	116.624	(62.333)	(54.291)	-	Transfer to stage 1
Transfer ke tahap 2	(2.803)	11.778	(8.975)	-	Transfer to stage 2
Transfer ke tahap 3	(104)	(388)	492	-	Transfer to stage 3
Aset baru	522.074	19.349	19.000	560.423	New assets originat
Perubahan neto	(881.385)	13.505	221.920	(645.960)	Net change
Penghapusbukuan	(7.999)	-	(187.115)	(195.114)	Write-off
Nilai tercatat bruto akhir	**1.133.970**	**94.369**	**83.242**	**1.311.581**	**Ending gross carrying amount**

2024

	Tahap 1/ *Stage 1*	Tahap 2/ *Stage 2*	Tahap 3/ *Stage 3*	Total/ *Total*	
Nilai tercatat bruto awal	1.277.433	163.001	70.968	1.511.402	Beginning gross carrying amount
Transfer ke tahap 1	8.757	(8.649)	(108)	-	Transfer to stage 1
Transfer ke tahap 2	(63.768)	64.414	(646)	-	Transfer to stage 2
Transfer ke tahap 3	(49.800)	(21.125)	70.925	-	Transfer to stage 3
Aset baru	1.951.742	45.009	24.253	2.021.004	New assets originat
Perubahan neto	(1.736.801)	(130.192)	347.182	(1.519.811)	Net change
Penghapusbukuan	-	-	(420.363)	(420.363)	Write-off
Nilai tercatat bruto akhir	**1.387.563**	**112.458**	**92.211**	**1.592.232**	**Ending gross carrying amount**

	2025				
	Tahap 1/ *Stage 1*	Tahap 2/ *Stage 2*	Tahap 3/ *Stage 3*	Total/ *Total*	
Saldo awal tahun	36.389	1.327	17.160	54.876	Balance at the beginning of the year
Transfer ke tahap 1	20.157	(5.776)	(14.381)	-	Transfer to stage 1
Transfer ke tahap 2	(71)	2.453	(2.382)	-	Transfer to stage 2
Transfer ke tahap 3	(3)	(40)	43	-	Transfer to stage 3
Aset baru	1.493	1.889	5.067	8.449	New assets originated
Perubahan neto	(25.621)	531	197.849	172.759	Net change
Penghapusbukuan	(14.563)	8.526	(181.157)	(187.194)	Write-off
Saldo akhir tahun	**17.781**	**8.910**	**22.199**	**48.890**	**Balance at the end of the year**

	2024				
	Tahap 1/ *Stage 1*	Tahap 2/ *Stage 2*	Tahap 3/ *Stage 3*	Total/ *Total*	
Saldo awal tahun	37.030	14.028	24.318	75.376	Balance at the beginning of the year
Transfer ke tahap 1	1.709	(1.642)	(67)	-	Transfer to stage 1
Transfer ke tahap 2	(5.874)	5.942	(68)	-	Transfer to stage 2
Transfer ke tahap 3	(13.165)	(5.621)	18.786	-	Transfer to stage 3
Aset baru	10.966	(11.859)	394.503	393.610	New assets originated
Perubahan neto	5.723	479	51	6.253	Net change
Penghapusbukuan	-	-	(420.363)	(420.363)	Write-off
Saldo akhir tahun	**36.389**	**1.327**	**17.160**	**54.876**	**Balance at the end of the year**

Manajemen berpendapat bahwa cadangan kerugian penurunan nilai piutang pembiayaan multiguna pada tanggal 31 Desember 2025 dan 2024 adalah memadai untuk menutup kemungkinan kerugian dari tidak tertagihnya piutang pembiayaan multiguna tersebut.

Management believes that the allowance for impairment losses on Multipurpose Financing Receivables as at December 31, 2025 and 2024 is adequate to cover possible losses that may arise from uncollectible multipurpose financing receivables.

c. Rincian pembiayaan multiguna menurut jenis objek pembiayaan:

c. The details of multipurpose financing receivables based on object financed:

	2025	2024	
Objek Pembiayaan :			Object Financed :
Mobil	1.904.769	2.267.579	Car
Tanah dan bangunan	8.796	17.709	Land and building
Lainnya	758	1.320	Others
Jumlah	**1.914.323**	**2.286.608**	**Total**

d. SMF dan ABSM, entitas-entitas anak, memberikan jasa pembiayaan untuk tanah dan bangunan dengan jangka waktu antara 1 sampai 9 tahun dan kendaraan bermotor dengan jangka waktu antara 1 sampai dengan 5 tahun.

d. SMF and ABSM, subsidiaries, grant multipurpose financing for land and building with terms ranging 1 to 9 years and vehicles with terms ranging from 1 to 5 years.

e. Piutang pembiayaan multiguna dijamin dengan aset dan Bukti Pemilikan Kendaraan Bermotor (BPKB) dari kendaraan bermotor yang dibiayai SMF dan ABSM.

e. The multipurpose financing receivables are secured with the related certificates of ownership (BPKB) of the vehicles financed by SMF and ABSM.

f. Pada tanggal 31 Desember 2025 dan 2024, terdapat piutang pembiayaan multiguna yang digunakan sebagai jaminan atas surat berharga yang diterbitkan dan pinjaman yang diterima (Catatan 27 dan 28).

f. As at December 31, 2025 and 2024, there are multipurpose financing receivables which are pledged as collateral in relation to securities issued and loans received (Notes 27 and 28).

g. Berikut ini disajikan rincian piutang pembiayaan multiguna berdasarkan sisa umur sampai dengan saat jatuh temponya:

g. The details of multipurpose financing receivables based on its remaining period until maturity follows:

	2025	2024	
Tidak lebih atau sama dengan 1 tahun	857.661	1.042.408	Less than or equal to 1 year
Lebih dari 1 tahun sampai dengan 2 tahun	551.717	652.195	More than 1 year until 2 years
Lebih dari 2 tahun sampai dengan 3 tahun	327.507	374.771	More than 2 year until 3 years
Lebih dari 3 tahun sampai dengan 4 tahun	177.438	217.234	More than 3 year until 4 years
Jumlah	**1.914.323**	**2.286.608**	**Total**

8. Piutang Sewa Pembiayaan / 8. Finance Lease Receivables

a. Terdiri dari:

a. This account consists of:

	2025	2024	
Piutang pembiayaan - pihak berelasi (Catatan 44)	8.357	33.408	Lease receivable - related parties (Note 44)
Piutang pembiayaan - pihak ketiga	587.666	136.944	Lease receivable - third parties
Jumlah	596.023	170.352	Total
Nilai residu yang terjamin	348.259	66.089	Guaranteed residual value
Penghasilan pembiayaan tangguhan	(182.385)	(26.321)	Unearned lease income
Simpanan jaminan	(348.259)	(66.089)	Security deposits
Jumlah - kotor	413.638	144.031	Total - gross
Cadangan kerugian penurunan nilai	(5.689)	(18.515)	Allowance for impairment losses
Jumlah - bersih	**407.949**	**125.516**	**Net**
Suku bunga per tahun	6,51% - 21,58%	6,51% - 15,00%	Interest rates per annum

b. Analisis atas perubahan dalam nilai tercatat bruto dan cadangan atas kerugian kredit ekspektasian terkait piutang sewa pembiayaan:

b. Analysis of changes in gross carrying amount and allowance for expected credit losses related to finance lease receivables:

	2025				
	Tahap 1/ *Stage 1*	Tahap 2/ *Stage 2*	Tahap 3/ *Stage 3*	Total/ *Total*	
Nilai tercatat bruto awal tahun	31.364	11.290	101.377	144.031	Balance at the beginning of the year
Transfer ke tahap 1	48	-	-	48	Transfer to stage 1
Transfer ke tahap 2	-	-	-	-	Transfer to stage 2
Transfer ke tahap 3	-	-	-	-	Transfer to stage 3
Perubahan neto	(10.800)	-	239	(10.561)	Net change
Aset baru	401.608	1.745	-	403.353	New assets originated
Penghapusbukuan	(10.470)	(11.290)	(101.389)	(123.149)	Write off
Nilai tercatat bruto akhir tahun	**411.750**	**1.745**	**227**	**413.722**	**Balance at the end of the year**

	2024				
	Tahap 1/ *Stage 1*	**Tahap 2/ *Stage 2***	**Tahap 3/ *Stage 3***	**Total/ *Total***	
Nilai tercatat bruto awal tahun	76.655	11.290	101.377	189.322	Balance at the beginning of the year
Transfer ke tahap 1	-	-	-	-	Transfer to stage 1
Transfer ke tahap 2	-	-	-	-	Transfer to stage 2
Transfer ke tahap 3	-	-	-	-	Transfer to stage 3
Perubahan neto	(45.291)	-	-	(45.291)	Net change
Aset baru	-	-	-	-	New assets originated
Nilai tercatat bruto akhir tahun	**31.364**	**11.290**	**101.377**	**144.031**	**Balance at the end of the year**

	2025				
	Tahap 1/ *Stage 1*	**Tahap 2/ *Stage 2***	**Tahap 3/ *Stage 3***	**Total/ *Total***	
Saldo awal tahun	5.718	636	12.161	18.515	Balance at the beginning of the year
Transfer ke tahap 1	-	-	-	-	Transfer to stage 1
Transfer ke tahap 2	-	-	-	-	Transfer to stage 2
Transfer ke tahap 3	-	-	-	-	Transfer to stage 3
Perubahan neto	80.828	-	72	80.900	Net change
Aset baru	5.233	162	-	5.395	New assets originated
Penghapusbukuan	(86.313)	(636)	(12.172)	(99.121)	Write off
Saldo akhir tahun	**5.466**	**162**	**61**	**5.689**	**Balance at the end of the year**

	2024				
	Tahap 1/ *Stage 1*	**Tahap 2/ *Stage 2***	**Tahap 3/ *Stage 3***	**Total/ *Total***	
Saldo awal tahun	1.228	636	12.161	14.025	Balance at the beginning of the year
Transfer ke tahap 1	-	-	-	-	Transfer to stage 1
Transfer ke tahap 2	-	-	-	-	Transfer to stage 2
Transfer ke tahap 3	-	-	-	-	Transfer to stage 3
Perubahan neto	4.490	-	-	4.490	Net change
Aset baru	-	-	-	-	New assets originated
Saldo akhir tahun	**5.718**	**636**	**12.161**	**18.515**	**Balance at the end of the year**

Manajemen adalah berpendapat bahwa cadangan kerugian penurunan nilai piutang sewa pembiayaan pada tanggal 31 Desember 2025 dan 2024 memadai untuk menutup kemungkinan kerugian dari tidak tertagihnya piutang sewa pembiayaan tersebut.

Management believes that the allowance for impairment losses on Finance Lease Receivables as at December 31, 2025 and 2024 is adequate to cover possible losses that may arise from uncollectible finance lease receivables.

c. Rincian piutang sewa pembiayaan berdasarkan umur dari angsuran:

c. The details of consolidated finance lease receivables based on its remaining period until maturity follows:

	2025	2024	
Tidak lebih atau sama dengan 1 tahun	228.718	158.029	Less than or equal to 1 year
Lebih dari 1 tahun tetapi tidak lebih dari 2 tahun	187.347	12.323	More than 1 year but less than 2 years
Lebih dari 2 tahun	179.958	-	More than 2 years
Jumlah	**596.023**	**170.352**	**Total**

d. Pada tanggal 31 Desember 2025 dan 2024, kualitas piutang sewa pembiayaan dikelompokkan lancar dalam perhatian dan kurang lancar.

d. As at December 31, 2025 and 2024, the quality of finance lease receivables is classified as current, special mentioned, and substandand.

9. Piutang Pembiayaan Modal Kerja Skema Anjak Piutang

9. Working Capital Financing with Factoring Scheme Receivables

a. Terdiri dari:

a. This account consists of:

	2025	2024	
Pihak berelasi (Catatan 44)			Related party (Note 44)
Rupiah	-	18.954	Rupiah
Pihak ketiga			Third parties
Rupiah	1.242.884	1.635.229	Rupiah
Jumlah	1.242.884	1.654.183	Total
Cadangan kerugian penurunan nilai	(78.496)	(179.637)	Allowance for impairment losses
Jumlah - bersih	**1.164.388**	**1.474.546**	**Net**
Suku bunga per tahun			Interest rates per annum
Rupiah	1% - 14%	1,00% - 17,00%	Rupiah

b. Analisis atas perubahan dalam nilai tercatat bruto dan cadangan atas kerugian kredit ekspektasian terkait piutang pembiayaan modal kerja skema anjak piutang:

b. An analysis of change in the gross carrying amount and the corresponding expected credit loss allowances of working capital financing with factoring scheme receivables are as follows:

	2025				
	Tahap 1/ *Stage 1*	**Tahap 2/ *Stage 2***	**Tahap 3/ *Stage 3***	**Jumlah/ *Total***	
Nilai tercatat bruto awal tahun	1.654.183	-	-	1.654.183	Beginning year gross carrying amount
Transfer ke tahap 1	-	-	-		Transfer to stage 1
Transfer ke tahap 2	-	-	-	-	Transfer to stage 2
Transfer ke tahap 3	-	-	-	-	Transfer to stage 3
Perubahan neto	(450.418)	-	-	(450.418)	Net change
Aset baru	335.820	-	-	335.820	New assets originated
Penghapusbukuan	(277.749)	-	-	(277.749)	Write-off
Nilai tercatat bruto Akhir tahun	**1.261.836**	**-**	**-**	**1.261.836**	**Ending year gross carrying amount**

	2024				
	Tahap 1/ *Stage 1*	**Tahap 2/ *Stage 2***	**Tahap 3/ *Stage 3***	**Jumlah/ *Total***	
Nilai tercatat bruto awal tahun	2.683.789	-	-	2.683.789	Beginning year gross carrying amount
Transfer ke tahap 1	-	-	-	-	Transfer to stage 1
Transfer ke tahap 2	-	-	-	-	Transfer to stage 2
Transfer ke tahap 3	-	-	-	-	Transfer to stage 3
Perubahan neto	(1.029.606)	-	-	(1.029.606)	Net change
Aset baru	-	-	-	-	New assets originated
Penghapusbukuan	-	-	-	-	Write-off
Nilai tercatat bruto Akhir tahun	**1.654.183**	**-**	**-**	**1.654.183**	**Ending year gross carrying amount**

	2025				
	Tahap 1/ *Stage 1*	**Tahap 2/ *Stage 2***	**Tahap 3/ *Stage 3***	**Jumlah/ *Total***	
Saldo awal tahun	179.637	-	-	179.637	Balance at the beginning of the year
Transfer ke tahap 1	-	-	-	-	Transfer to stage 1
Transfer ke tahap 2	-	-	-	-	Transfer to stage 2
Transfer ke tahap 3	-	-	-	-	Transfer to stage 3
Perubahan neto	122.640	-	-	122.640	Net change
Aset baru	10.396	-	-	10.396	New assets originated
Penghapusbukuan	1.196.797	-	-	1.196.797	Write-off
Saldo akhir tahun	**1.509.470**	**-**	**-**	**1.509.470**	**Balance at the end of the year**

	2024				
	Tahap 1/ *Stage 1*	**Tahap 2/ *Stage 2***	**Tahap 3/ *Stage 3***	**Jumlah/ *Total***	
Saldo awal tahun	170.272	-	-	170.272	Balance at the beginning of the year
Transfer ke tahap 1	-	-	-	-	Transfer to stage 1
Transfer ke tahap 2	-	-	-	-	Transfer to stage 2
Transfer ke tahap 3	-	-	-	-	Transfer to stage 3
Perubahan neto	9.365	-	-	9.365	Net change
Aset baru	-	-	-	-	New assets originated
Penghapusbukuan	-	-	-	-	Write-off
Saldo akhir tahun	**179.637**	**-**	**-**	**179.637**	**Balance at the end of the year**

Manajemen berpendapat bahwa cadangan kerugian penurunan nilai piutang pembiayaan modal kerja skema anjak piutang pada tanggal 31 Desember 2025 dan 2024 adalah memadai untuk menutup kemungkinan kerugian dari tidak tertagihnya piutang pembiayaan modal kerja skema anjak piutang tersebut.

Management believes that the allowance for impairment losses on Working Capital Financing with Factoring Scheme Receivables as at December 31, 2025 and 2024 is adequate to cover possible losses that may arise from uncollectible working capital financing with factoring scheme receivables.

c. Pada tanggal 31 Desember 2025 dan 2024, terdapat piutang pembiayaan modal kerja skema anjak piutang yang digunakan sebagai jaminan untuk surat berharga yang diterbitkan dan pinjaman yang diterima (Catatan 27 dan 28).

c. As at December 31, 2025 and 2024, there are working capital financing with factoring scheme receivables which are pledged as collateral in relation to securities issued and loans received (Notes 27 and 28).

d. Berikut ini adalah piutang pembiayaan modal kerja skema anjak piutang berdasarkan jatuh tempo perjanjian:

d. The details of working capital financing with factoring scheme receivables based on maturity follows:

	2025	2024	
Tidak lebih atau sama dengan 1 tahun	799.734	1.116.444	Less than or equal to 1 year
Lebih dari 1 tahun sampai dengan 2 tahun	214.040	93.534	More than year until 2 years
Lebih dari 2 tahun	229.108	444.205	More than 2 years
Jumlah	**1.242.882**	**1.654.183**	**Total**

10. Kontrak Asuransi dan Reasuransi

Pada tanggal 31 Desember 2025 dan 2024, asumsi-asumsi signifikan yang digunakan dalam perhitungan liabilitas kontrak asuransi antara lain:

10. Insurance and Reinsurance Contract

As at December 31, 2025 and 2024, significant assumptions used in the calculation of insurance contract liabilities among others:

	2025	2024	
Metode aktuaria	*PAA,GMM,VFA*	*PAA,GMM,VFA*	Actuarial methods
Tabel mortalitas	*TMI IV (2019)*	*TMI IV (2019)*	Mortality tables
Tabel morbiditas	Tabel Reasuransi	Reinsurance Table	Morbidity tables
Rasio kerugian	10% - 60%	10% - 60%	Loss ratio
Metode tingkat diskonto	*Bottom up approach*	*Bottom up approach*	Discount rate method
Tingkat diskonto saat ini (dengan *Illiquidity Premium*)	4,2% - 7,42%	4,2% - 7,73%	Current discount rate (with Illiquidity Premium)

11. Kredit yang Diberikan

Merupakan kredit yang diberikan oleh BS dan SMF, entitas anak.

a. Berdasarkan jenis kredit

11. Loans

This account represents loans given by BS and SMF, subsidiaries.

a. By type of loans

	2025	2024	
Pihak berelasi (Catatan 44)			Related parties (Note 44)
Rupiah			Rupiah
Pinjaman cicilan	19.672	-	Installment loans
Pinjaman karyawan	69.814	69.241	Loans to employees
Pinjaman tetap	90	19.635	Fixed loans
Pinjaman konsumsi	12.296	7.068	Consumer loans
Piutang syariah - murabahah	1.330	-	Sharia receivables - murabahah
Piutang syariah - ijarah multijasa	657	187	Sharia receivable - ijarah multijasa
Piutang syariah - qardh	26	23	Sharia receivables - qardh
Jumlah - Rupiah	103.885	96.154	Total - Rupiah
Mata uang asing (Catatan 45)			Foreign currencies (Note 45)
Pinjaman tetap	8.337	8.048	Fixed loans
Jumlah - pihak berelasi	112.222	104.202	Total Related Parties

	2025	2024	
Pihak ketiga			Third Parties
Rupiah			Rupiah
Pinjaman tetap	2.755.444	4.515.953	Fixed loans
Pinjaman cicilan	3.388.766	3.171.519	Installment loans
Piutang syriah - musyarakah	1.225.738	2.375.665	Sharia receivables - musyarakah
Pinjaman konsumsi	2.069.360	2.388.672	Customer loans
Piutang syariah - murabahah	655.422	347.833	Sharia receivables – murabahah
Pinjaman rekening koran	386.336	343.798	Overdraft
Piutang syariah - mudharabah	437.615	312.192	Sharia receivables - mudharabah
Piutang syariah - ijarah	174.904	142.561	Sharia receivables – ijarah
Piutang syariah - qardh	35.907	13.676	Sharia receivables - qardh
Pinjaman karyawan	62.941	51.631	Loans to employees
Jumlah - Rupiah	11.192.433	13.663.500	Total - Rupiah
Mata uang asing (Catatan 45)			Foreign currencies (Note 45)
Pinjaman cicilan	306.318	378.849	Installment loans
Pinjaman tetap	-	27.102	Fixed loans
Jumlah - Mata uang asing	306.318	405.951	Total - Foreign currencies
Jumlah - Pihak ketiga	11.498.751	14.069.451	Total - third parties
Jumlah	11.610.973	14.173.653	Total
Cadangan kerugian penurunan nilai	(753.940)	(1.554.963)	Allowance for impairment losses
Jumlah - bersih	**10.857.033**	**12.618.690**	**Net**

	2025					
	Tahap 1/ *Stage 1*	**Tahap 2/ *Stage 2***	**Tahap 3/ *Stage 3***	**Syariah/ *Sharia***	**Jumlah/ *Total***	
Pihak berelasi (Catatan 44)						Related parties (Note 44)
Rupiah						Rupiah
Pinjaman cicilan	19.672	-	-	-	19.672	Installment loans
Pinjaman karyawan	69.814	-	-	-	69.814	Loans to employees
Pinjaman tetap	90	-	-	-	90	Fixed loans
Pinjaman konsumsi	12.296	-	-	-	12.296	Consumer loans
Piutang syariah - murabahah	-	-	-	1.330	1.330	Sharia receivables - murabahah
Piutang syariah - ijarah multijasa	-	-	-	657	657	Sharia receivables - ijarah multijasa
Piutang syariah - qardh	-	-	-	26	26	Sharia receivables - qardh
Jumlah	101.872	-	-	2.013	103.885	Total
Mata uang asing (Catatan 45)						Foreign currency (Note 45)
Pinjaman tetap	8.337	-	-	-	8.337	Fixed loans
Jumlah - pihak berelasi	110.209	-	-	2.013	112.222	Total - related parties
Pihak ketiga						Third parties
Rupiah						Rupiah
Pinjaman tetap	2.755.444		-	-	2.755.444	Fixed loans
Pinjaman cicilan	2.989.674	295.116	103.976	-	3.388.766	Installment loans
Piutang syariah - musyarakah	-	-	-	1.225.738	1.225.738	Sharia receivables - musyarakah
Pinjaman konsumsi	1.909.689	106.709	52.962	-	2.069.360	Consumer loans
Piutang syariah - murabahah	-	-	-	655.422	655.422	Sharia receivables - murabahah
Piutang syariah - mudharabah	-	-	-	437.615	437.615	Sharia receivables - mudharabah
Pinjaman rekening koran	380.443	479	5.414	-	386.336	Overdraft
Piutang syariah - qardh	-	-	-	35.907	35.907	Sharia receivables - qardh
Pinjaman karyawan	62.941	-	-	-	62.941	Loans to employees
Piutang syariah - ijarah	-	-	-	174.904	174.904	Sharia receivables - ijarah
Jumlah - Rupiah	8.098.191	402.304	162.352	2.529.586	11.192.433	Total - Rupiah

	2025					
	Tahap 1/ *Stage 1*	**Tahap 2/ *Stage 2***	**Tahap 3/ *Stage 3***	**Syariah/ *Sharia***	**Jumlah/ *Total***	
Mata uang asing (Catatan 45)						(Note 45)
Pinjaman cicilan	306.318	-	-	-	306.318	Installment loans
Jumlah	306.318	-	-	-	306.318	Total
Jumlah - pihak ketiga	8.404.509	402.304	162.352	2.529.586	11.498.751	Total - third parties
Jumlah	8.514.718	402.304	162.352	2.531.599	11.610.973	Total
Cadangan kerugian penurunan nilai	(242.849)	(203.563)	(126.449)	(181.079)	(753.940)	Allowance for impairment losses
Jumlah - bersih	**8.271.869**	**198.741**	**35.903**	**2.350.520**	**10.857.033**	**Net**

	2024					
	Tahap 1/ *Stage 1*	**Tahap 2/ *Stage 2***	**Tahap 3/ *Stage 3***	**Syariah/ *Sharia***	**Jumlah/ *Total***	
Pihak berelasi (Catatan 44)						Related parties (Note 44)
Rupiah						Rupiah
Pinjaman karyawan	69.241	-	-	-	69.241	Loans to employees
Pinjaman tetap	19.635	-	-	-	19.635	Fixed loans
Pinjaman konsumsi	7.068	-	-	-	7.068	Consumer loans
Piutang syariah - ijarah multijasa	-	-	-	187	187	Sharia receivables - ijarah multijasa
Piutang syariah - qardh	-	-	-	23	23	Sharia receivables - qardh
Jumlah	95.944	-	-	210	96.154	Total
Mata uang asing (Catatan 45)						Foreign currency (Note 45)
Pinjaman tetap	8.048	-	-	-	8.048	Fixed loans
Jumlah - pihak berelasi	103.992	-	-	210	104.202	Total - related parties
Pihak ketiga						Third parties
Rupiah						Rupiah
Pinjaman tetap	4.506.988	8.965	-	-	4.515.953	Fixed loans
Pinjaman cicilan	2.516.235	501.592	153.692	-	3.171.519	Installment loans
Piutang syariah - musyarakah	-	-	-	2.375.665	2.375.665	Sharia receivables - musyarakah
Pinjaman konsumsi	2.152.332	179.980	56.360	-	2.388.672	Consumer loans
Piutang syariah - murabahah	-	-	-	347.833	347.833	Sharia receivables - murabahah
Piutang syariah - mudharabah	-	-	-	312.192	312.192	Sharia receivables - mudharabah
Pinjaman rekening koran	343.515	283	-	-	343.798	Overdraft
Piutang syariah - qardh	-	-	-	13.676	13.676	Sharia receivables - qardh
Pinjaman karyawan	51.115	146	370	-	51.631	Loans to employees
Piutang syariah - ijarah multijasa	-	-	-	142.352	142.352	Sharia receivables - ijarah multijasa
Piutang syariah - ijarah	-	-	-	209	209	Sharia receivables - ijarah
Jumlah - Rupiah	9.570.185	690.966	210.422	3.191.927	13.663.500	Total - Rupiah
Mata uang asing (Catatan 45)						Foreign currencies (Note 45)
Pinjaman cicilan	378.849	-	-	-	378.849	Installment loans
Pinjaman tetap	27.102	-	-	-	27.102	Fixed loans
Jumlah	405.951	-	-	-	405.951	Total
Jumlah - pihak ketiga	9.976.136	690.966	210.422	3.191.927	14.069.451	Total - third parties
Jumlah	10.080.128	690.966	210.422	3.192.137	14.173.653	Total
Cadangan kerugian penurunan nilai	(301.392)	(310.066)	(168.027)	(775.478)	(1.554.963)	Allowance for impairment losses
Jumlah - bersih	**9.778.736**	**380.900**	**42.395**	**2.416.659**	**12.618.690**	**Net**

b. Berdasarkan sektor ekonomi

b. By economic sectors

	2025					
	Tahap 1/ *Stage 1*	Tahap 2/ *Stage 2*	Tahap 3/ *Stage 3*	Syariah/ *Sharia*	Jumlah/ *Total*	
Rupiah						Rupiah
Perdagangan besar dan eceran, reparasi dan perawatan mobil, dan sepeda motor	1.725.577	252.973	12.384	731.512	2.722.446	Wholesale and retail and maintenance of cars, and motorcycles
Rumah tangga	1.730.747	105.335	47.792	102.349	1.986.223	Household
Aktivitas keuangan dan asuransi	591.372	-	88.845	-	680.217	Financial and insurance activities
Pertambangan dan penggalian	659.864	-	-	42.545	702.409	Mining and excavation
Pertanian, kehutanan dan perikanan	618.889	17.364	4.283	159.145	799.681	Agriculture, forestry and fishery
Informasi dan komunikasi	1.005.210	-	-	1.119	1.006.329	Information and communication
Real estate, usaha persewaan, dan jasa perusahaan	400.145	-	243	84.694	485.082	Real estate, leasing services and servicing companies
Konstruksi	326.489	1.964	3.294	415.774	747.521	Construction
Industri pengolahan	458.541	5.589	2.124	372.165	838.419	Processing industries
Pengangkutan dan pergudangan	67.038	897	298	11.894	80.127	Transportation, warehousing
Jasa kesehatan dan kegiatan sosial	175.384	1.187	-	51.253	227.824	Health and social services
Penyediaan akomodasi dan penyediaan makan minum	129.060	7.215	413	40.292	176.980	Accommodation and food and beverage
Aktivitas penyewaan dan sewa guna usaha tanpa hak opsi, ketenagakerjaan, agen perjalanan dan penunjang usaha lainnya	92.974	2.362	783	214.718	310.837	Leasing and leasing activities without options, employment, agency travel and other business support
Bukan lapangan usaha lainnya	97.656	88	451	166.544	264.739	Not other business fields
Aktivitas profesional, ilmiah, dan teknis	4.912	102	-	5.191	10.205	Professional, scientific and technical activities
Aktivitas jasa lainnya	65.679	3.250	677	3.193	72.799	Others
Jasa pendidikan	17.586	128	-	40.416	58.130	Education services
Kesenian, hiburan dan rekreasi	6.328	221	765	8.795	16.109	Arts, entertainment, and recreation
Pengadaan listrik, gas, uap/air panas dan udara dingin	1.731	-	-	50.000	51.731	Supply of electricity, gas, steam/water hot and cold air
Pengelolaan air, pengelolaan air limbah, pengelolaan dan daur ulang sampah, dan aktivitas remediasi	22.100	2.947	-	30.000	55.047	Water management, waste water management, waste management and recycling, and remediation activities
Administrasi pemerintahan, pertahanan dan jaminan sosial wajib	1.833	-	-	-	1.833	Government administration, defense, and compulsory social security
Aktivitas rumah tangga sebagai pemberi kerja; Aktivitas yang menghasilkan barang dan jasa oleh rumah tangga yang digunakan untuk memenuhi kebutuhan sendir	948	-	-	-	948	Household activities as employers; activities and produce goods and services by household are that meet used to their own needs
Aktivitas badan internasional dan badan ekstra internasional lainnya	-	682	-	-	682	Activities of international organization and other extra international entities
Jumlah	8.200.063	402.304	162.352	2.531.599	11.296.318	Total

	2025					
	Tahap 1/ *Stage 1*	Tahap 2/ *Stage 2*	Tahap 3/ *Stage 3*	Syariah/ *Sharia*	Jumlah/ *Total*	
Mata uang asing (Catatan 45)						Foreign currencies (Note 45)
Perdagangan besar dan eceran, reparasi dan perawatan mobil, dan sepeda motor	103.972	-	-	-	103.972	Whosale and retail trade, repair, and maintenance of cars, and motorcycles
Aktivitas penyewaan dan sewa guna usaha anpa hak opsi ,ketenagakerjaan, agen perjalanan dan penunjang usaha lainnya	98.039	-	-	-	98.039	Leasing and leasing activities without option rights, employment, travel agent and other business support
Aktivitas pembiayaan dan asuransi	52.245	-	-	-	52.245	Financial and insurance activities
Industri pengolahan	49.692	-	-	-	49.692	Processing industries
Pertambangan dan penggalian	2.370	-	-	-	2.370	Arts, entertainment and recreation
Rumah tangga	8.337	-	-	-	8.337	Household
Jumlah	314.655	-	-	-	314.655	Total
Jumlah	8.514.718	402.304	162.352	2.531.599	11.610.073	Total
Cadangan kerugian penurunan nilai	(242.849)	(203.563)	(126.449)	(181.079)	(753.940)	Allowance for impairment losses
Jumlah - bersih	**8.271.869**	**198.741**	**35.903**	**2.350.520**	**10.857.033**	**Net**
Rupiah						Rupiah
Perdagangan besar dan eceran	4.094.993	442.011	146.887	2.566.183	7.250.074	Wholesale and retail
Rumah tangga	2.198.778	176.515	53.871	4.695	2.433.859	Household
Aktivitas keuangan dan asuransi	980.310	-	60	-	980.370	Financial and insurance activities
Pertambangan dan penggalian	678.002	-	-	-	678.002	Mining and excavation
Pertanian, kehutanan dan perikanan	359.743	18.255	3.200	30.337	411.535	Agriculture, forestry and fishery
Informasi dan komunikasi	2.458	-	110	130	2.698	Information and communication
Real estate, usaha persewaan, dan jasa perusahaan	284.970	258		99.933	385.161	Real estate, leasing services and servicing companies
Konstruksi	283.269	2.530	-	205.241	491.040	Construction
Industri pengolahan	259.144	10.705	3.786	55.997	329.632	Processing industries
Pengangkutan dan pergudangan	139.305	9.845	556	5.959	155.665	Transportation, warehousing
Jasa kesehatan dan kegiatan sosial	75.488	1.764	-	15.365	92.617	Health and social services
Penyediaan akomodasi dan penyediaan makan minum	88.989	17.831	520	29.744	137.084	Accommodation and food and beverage
Aktivitas penyewaan dan sewa guna usaha tanpa hak opsi, ketenagakerjaan, agen perjalanan dan penunjang usaha lainnya	57.822	1.571	1.066	16.895	77.354	Leasing and leasing activities without options, employment, agency travel and other business support
Bukan lapangan usaha lainnya	44.460	18	89	148.938	193.505	Not other business fields
Aktivitas profesional, ilmiah, dan teknis	57.504	-	32	556	58.092	Professional, scientific and technical activities
Aktivitas jasa lainnya	33.431	6.327	245	3.076	43.079	Others
Jasa pendidikan	12.693	-	-	6.516	19.209	Education services
Kesenian, hiburan dan rekreasi	5.884	304	-	2.572	8.760	Arts, entertainment, and recreation
Pengadaan listrik, gas, uap/air panas dan udara dingin	4.434	-	-	-	4.434	Supply of electricity, gas, steam/water hot and cold air
Pengelolaan air, pengelolaan air limbah, pengelolaan dan daur ulang sampah, dan aktivitas remediasi	4.452	3.032	-	-	7.484	Water management, waste water management, waste management and recycling, and remediation activities
Jumlah	9.666.129	690.966	210.422	3.192.137	13.759.654	Total

	2025					
	Tahap 1/ *Stage 1*	Tahap 2/ *Stage 2*	Tahap 3/ *Stage 3*	Syariah/ *Sharia*	Jumlah/ *Total*	
Mata uang asing (Catatan 45)						Foreign currencies (Note 45)
Industri pengolahan	247.260	-	-	-	247.260	Processing industries
Pertambangan dan penggalian	158.691	-	-	-	158.691	Mining and excavation
Rumah tangga	8.048	-	-	-	8.048	Household
Jumlah	413.999	-	-	-	413.999	Total
Jumlah	10.080.128	690.966	210.422	3.192.137	14.173.653	Total
Cadangan kerugian penurunan nilai	(301.392)	(310.066)	(168.027)	(775.478)	(1.554.963)	Allowance for impairment losses
Jumlah - bersih	**9.778.736**	**380.900**	**42.395**	**2.416.659**	**12.618.690**	**Net**

c. Berdasarkan jangka waktu

Jangka waktu kredit diklasifikasikan berdasarkan periode kredit sebagaimana yang tercantum dalam perjanjian kredit dan waktu yang tersisa sampai dengan saat jatuh temponya.

c. By maturity

The classifications of loans based on its credit period, as stated in the loan agreements, and based on its remaining period until maturity.

Berdasarkan periode perjanjian kredit:

Based on credit period:

	2025	2024	
Rupiah			Rupiah
Kurang dari atau sama dengan 1 tahun	3.054.630	3.330.779	1 year or less
Lebih dari 1 - 2 tahun	1.402.938	3.377.030	More than 1 year until 2 years
Lebih dari 2 - 5 tahun	2.706.262	3.968.235	More than 2 year until 5 years
Lebih dari 5 tahun	4.132.488	3.083.610	More than 5 years
Jumlah	11.296.318	13.759.654	Total
Mata uang asing (Catatan 51)			Foreign currrencies (Note 51)
Kurang dari atau sama dengan 1 tahun	8.337	4.569	1 year or less
Lebih dari 1 - 2 tahun	2.370	30.581	More than 1 year until 2 years
Lebih dari 2 - 5 tahun	254.256	218.242	More than 2 year until 5 years
Lebih dari 5 tahun	49.692	160.607	More than 5 years
Jumlah	314.655	413.999	Total
Jumlah	11.610.973	14.173.653	Total
Cadangan kerugian penurunan nilai	(753.940)	(1.554.963)	Allowance for impairment losses
Jumlah - bersih	**10.857.033**	**12.618.690**	**Net**

Berdasarkan sisa umur jatuh tempo:

Based on remaining period until maturity:

	2025	2024	
Rupiah			Rupiah
Kurang dari atau sama dengan 1 tahun	3.509.529	7.395.899	1 year or less
Lebih dari 1 - 2 tahun	2.110.239	1.516.774	More than 1 year until 2 years
Lebih dari 1 - 5 tahun	4.335.527	3.882.157	More than 2 years until 5 years
Lebih dari 5 tahun	1.341.023	964.824	More than 5 years
Subtotal	11.296.318	13.759.654	Subtotal

	2025	2024	
Mata uang asing (Catatan 51)			Foreign currency (Note 51)
Kurang dari atau sama dengan 1 tahun	8.338	12.616	1 year or less
Lebih dari 1 - 2 tahun	2.370	181.224	More than 1 year until 2 years
Lebih dari 2 - 5 tahun	303.947	59.552	More than 2 years until 5 years
Lebih dari 5 tahun	-	160.607	More than 5 years
Subtotal	314.655	413.999	Subtotal
Total	11.610.973	14.173.653	Total
Cadangan kerugian penurunan nilai	(753.940)	(1.554.963)	Allowance for impairment losses
Jumlah - bersih	**10.857.033**	**12.618.690**	**Net**

d. Suku bunga per tahun kredit adalah sebagai berikut:

d. Average interest rates per annum on loans follows:

	2025	2024	
Rupiah	0,00% - 30,00%	0,00% - 37,42%	Rupiah
Mata uang asing	0,00% - 7,00%	0,95% - 10,00%	Foreign currency

e. Mutasi cadangan kerugian penurunan nilai kredit yang diberikan adalah sebagai berikut:

e. The changes in allowance for impairment losses on loans follows:

	2025					
	Tahap 1/ *Stage 1*	Tahap 2/ *Stage 2*	Tahap 3/ *Stage 3*	Syariah/ *Sharia*	Jumlah/ *Total*	
Saldo awal	**301.392**	**310.066**	**168.027**	**775.478**	**1.554.963**	Beginning balance
Kerugian kredit ekspektasian pada fasilitas kredit yang belum ditarik	8.470	6	7	-	8.483	Balance of expected credit losses on undrawn facilities
Aset keuangan yang baru diperoleh	48.742	-	-	-	48.742	Recenlty acquired financial assets
Perubahan bersih pada eksposur dan pengukuran kembali	17.686	10.379	(75.200)	(286.222)	(333.357)	Net change in exposure and reamesurement
Transfer ke kerugian kredit ekspektasian 12 bulan (Tahap 1)	3.487	(15.628)	(2.253)	-	(14.394)	Transfer to 12-month expected credit losses (Stage 1)
Transfer ke kerugian kredit ekspektasian sepanjang umurnya (Tahap 2)	(20.166)	158.173	(120.123)	-	17.884	Transfer to 12-month expected credit losses (Stage 2)
Transfer ke penurunan kredit (Tahap 3)	(101.683)	(259.426)	398.225	-	37.116	Transfer to credit impairment (Stage 3)
Penghapusbukuan selama tahun berjalan	-	-	(242.187)	(308.177)	(550.364)	Write-off during the year
Selisih kurs	2	-	-	-	2	Exchange difference rate
Kerugian kredit ekspektasian pada fasilitas kredit yang belum ditarik	(15.081)	(7)	(47)	-	(15.135)	Expected credit losses on undrawn credit facilities
Saldo akhir	**242.849**	**203.563**	**126.449**	**181.079**	**753.940**	**Balance at the end of the year**

	2024					
	Tahap 1/ *Stage 1*	Tahap 2/ *Stage 2*	Tahap 3/ *Stage 3*	Syariah/ *Sharia*	Jumlah/ *Total*	
Saldo awal	347.689	347.364	53.952	941.425	1.690.430	Beginning balance
Kerugian kredit ekspektasian pada fasilitas kredit yang belum ditarik	6.479	33	54	-	6.566	Balance of expected credit losses on undrawn facilities
Aset keuangan yang baru diperoleh	113.641	-	-	1.461	115.102	Recenlty acquired financial assets
Perubahan bersih pada eksposur dan pengukuran kembali	7.897	(21.706)	(110.842)	(16.480)	(141.131)	Net change in exposure and reamesurement
Transfer ke kerugian kredit ekspektasian 12 bulan (Tahap 1)	11.506	(48.998)	(3.535)	-	(41.027)	Transfer to 12-month expected credit losses (Stage 1)
Transfer ke kerugian kredit ekspektasian sepanjang umurnya (Tahap 2)	(39.880)	124.146	(32.450)	-	51.816	Transfer to 12-month expected credit losses (Stage 2)
Transfer ke penurunan kredit (Tahap 3)	(137.446)	(90.768)	301.274	-	73.060	Transfer to credit impairment (Stage 3)
Penghapusbukuan selama tahun berjalan		-	(40.419)	(150.928)	(191.347)	Write-off during the year
Selisih kurs	(23)	-	-	-	(23)	Exchange difference rate
Kerugian kredit ekspektasian pada fasilitas kredit yang belum ditarik	(8.471)	(5)	(7)	-	(8.483)	Expected credit losses on undrawn credit facilities
Saldo akhir	**301.392**	**310.066**	**168.027**	**775.478**	**1.554.963**	**Balance at the end of the year**

Manajemen berpendapat bahwa jumlah cadangan kerugian penurunan nilai untuk kredit yang diberikan pada tanggal 31 Desember 2025 dan 2024 adalah memadai untuk menutup kerugian yang mungkin timbul akibat tidak tertagihnya kredit yang diberikan tersebut.

Management believes that the allowance for impairment losses on loans as at December 31, 2025 and 2024 is adequate to cover the possible losses which might arise from uncollectible loans.

f. Saldo kredit *channeling* BS pada tanggal 31 Desember 2025 dan 2024 masing-masing sebesar Rp283.221 dan Rp166.800.

g. Saldo kredit *joint financing* pada tanggal 31 Desember 2025 dan 2024 masing-masing sebesar Rp1.612.301 dan Rp2.043.036.

h. Kredit kepada pihak berelasi berupa pinjaman karyawan merupakan kredit untuk membeli kendaraan, rumah dan keperluan lainnya yang dibebani bunga 0%-12% untuk kredit dibawah 1 tahun dan 0% - 15% untuk kredit antara 1 sampai dengan 10 tahun.

i. Pada tanggal 31 Desember 2025 dan 2024, kredit *non-performing* yang telah dihentikan pembebanan bunganya masing-masing sebesar Rp179.851 dan Rp217.680.

j. Untuk tahun yang berakhir 31 Desember 2025 dan 2024, jumlah kredit yang direstrukturisasi masing-masing sebesar Rp6.968 dan Rp93.074.

f. As at December 31, 2025 and 2024, the outstanding balance of channeling of BS amounted to Rp283,221 and Rp166.800, respectively.

g. As at December 31, 2025 and 2024, the outstanding balance of joint financing amounted to Rp1,612,301 and Rp2,043,036, respectively.

h. Loans granted to related parties, in the form of employee loans, represent loans for purchases of cars, houses and other necessities with interest rates of 0%-12% for loans with term below 1 year and 0% - 15% for loans with terms ranging between 1 to 10 years.

i. As at December 31, 2025 and 2024, the total gross non-performing loans amounted to Rp179,851 and Rp217,680, respectively.

j. For the years ended on December 31, 2025 and 2024, total restructured loans amounted to Rp6.968 and Rp93,074, respectively.

Perubahan persyaratan dan penyelesaian utang yang dilakukan BS:

- Meminta jaminan tambahan baik itu berupa aset tetap, jaminan pribadi, jaminan perusahaan, maupun saham.
- Perubahan dengan penurunan suku bunga, struktur fasilitas kredit menjadi angsuran, keringanan pembayaran angsuran, *grace period* pokok, perpanjangan jangka waktu fasilitas kredit.
- Apabila debitur tetap mengalami kesulitan kewajiban setiap bulan, maka akan diberikan *Balooning Payment* yang disesuaikan dengan kemampuan debitur.

Changes in terms and settlement of debt made by BS:

- Request additional guarantees in the form of fixed assets, personal guarantees, company guarantees, or shares.
- Changes with the reduction of interest rates, the structure of credit facilities into installments, installment payment relief, principal grace periods, extension of credit facility periods.
- If the debtor is having difficulty with the obligation to pay every month, thus it will be given Balooning Payment that is adjusted to the ability of the debtor.

12. Tagihan dan Liabilitas Akseptasi

a. Tagihan Akseptasi

	2025	2024	
Pihak ketiga			Third parties
Rupiah	115.951	7.382	Rupiah
Mata uang asing (Catatan 45)	45.302	30.762	Foreign currencies (Note 45)
Jumlah	161.253	38.144	Total
Cadangan kerugian penurunan nilai	(29)	(15)	Allowance for impairment losses
Jumlah	**161.224**	**38.129**	**Total**

	2025				
	Tahap 1/ *Stage 1*	**Tahap 2/ *Stage 2***	**Tahap 3/ *Stage 3***	**Total/ *Total***	
Saldo awal tahun	15	-	-	15	Balance at the beginning of the year
Pemulihan tahun Berjalan	9	-	-	9	Recovery for current year
Saldo akhir tahun	**24**	**-**	**-**	**24**	**Balance at the end of the year**

	2024				
	Tahap 1/ *Stage 1*	**Tahap 2/ *Stage 2***	**Tahap 3/ *Stage 3***	**Total/ *Total***	
Saldo awal tahun	1.560	-	-	1.560	Balance at the beginning of the year
Pemulihan tahun Berjalan	(1.545)	-	-	(1.545)	Recovery for current year
Saldo akhir tahun	**15**	**-**	**-**	**15**	**Balance at the end of the year**

Manajemen berpendapat bahwa jumlah cadangan kerugian penurunan nilai untuk tagihan akseptasi pada tanggal 31 December 2025 dan 2024 adalah memadai untuk menutup kemungkinan kerugian yang akan timbul akibat tidak tertagihnya tagihan akseptasi tersebut.

12. Acceptance Receivables and Payables

a. Acceptance Receivables

Management believes that the allowance for impairment losses on as at December 31, 2025 and 2024 acceptance receivables is adequate to cover the losses which might arise from uncollectible acceptance receivables.

b. Liabilitas Akseptasi

Liabilitas akseptasi merupakan utang kepada bank lain - pihak ketiga masing-masing sebesar Rp161.553 dan Rp38.160 pada tanggal 31 Desember 2025 dan 2024.

b. Acceptance Payables

Acceptance payables represent payables to other banks - third parties amounting to Rp161,553 and Rp38,160 as at December 31, 2025 and 2024, respectively.

13. Aset Ijarah

Pada tanggal 31 Desember 2025 dan 2024, akun ini merupakan objek sewa dari transaksi Ijarah *Muntahiyah Bittamlik* dengan opsi perpindahan hak milik objek sewa dengan hibah.

13. Ijarah Assets

As at December 31, 2025 and 2024, this account represents objects of the Ijarah Muntahiyah Bittamlik lease transactions with an option to transfer the leased object by grant.

	1 Januari/ *January* 2025	Perubahan selama tahun berjalan/ *Changes during the year*		31 Desember/ *December* 2025	
		Penambahan/ *Additions*	Pengalihan pada akhir masa akad/ Transfer to the lease *at the end of contract*		
Biaya perolehan	481.325	501.695	(107.412)	875.608	Cost
Akumulasi penyusutan	129.800	174.950	(102.705)	202.045	Accumulated depreciation
Nilai Tercatat	**351.525**	**326.745**	**(4.707)**	**673.563**	**Net Book Value**

	1 Januari/ *January* 2024	Perubahan selama tahun berjalan/ *Changes during the year*		31 Desember/ *December* 2024	
		Penambahan/ *Additions*	Pengalihan pada akhir masa akad/ Transfer to the lease *at the end of contract*		
Biaya perolehan	615.525	243.332	(377.532)	481.325	Cost
Akumulasi penyusutan	181.623	319.165	(370.988)	129.800	Accumulated depreciation
Nilai Tercatat	**433.902**	**(75.833)**	**(6.544)**	**351.525**	**Net Book Value**

14. Piutang Transaksi Efek

14. Securities Transaction Receivables

	2025	2024	
Piutang manager investasi	426.353	65.072	Receivables from investment manager
Piutang nasabah	154.257	55.132	Receivables from customers
Piutang transaksi bursa	71.857	51.150	Receivables from exchange transactions
Jumlah	**652.467**	**171.354**	**Total**

Transaksi efek merupakan piutang yang timbul sehubungan dengan transaksi pembelian dan penjualan saham dan efek lainnya (bersih) yang belum dilunasi pada tanggal laporan posisi keuangan konsolidasian.

Securities transactions receivables are receivables arising in connection with the purchase and sale of shares and other securities (net) transaction that have not been repaid as at the date of the consolidated statement of financial position.

Manajemen tidak membentuk cadangan kerugian penurunan nilai atas piutang perusahaan efek karena manajemen berpendapat bahwa piutang transaksi efek tersebut seluruhnya dapat ditagih.

Management did not provide allowance for impairment losses on securities transaction receivables because management believes that all such receivables are collectible.

15. Piutang Lain-lain / 15. Other Accounts Receivable

	2025	2024	
Piutang bunga	722.015	760.842	Interest receivables
Piutang hipotik	28.445	30.658	Mortgage receivables
Piutang karyawan	11.646	10.654	Employees receivable
Piutang klaim	1.545	2.647	Claims receivable
Piutang polis	215	179	Policy receivable
Lain-lain	1.947.710	2.754.398	Others
Jumlah	2.711.576	3.559.378	Total
Cadangan kerugian penurunan nilai	(17.137)	(550)	Allowance for impairment losses
Jumlah - bersih	**2.694.439**	**3.557.261**	**Net**

Piutang bunga terdiri dari piutang bunga atas deposito berjangka, obligasi dan piutang pembiayaan modal kerja skema anjak piutang.

Interest receivables consist of interest from time deposits, bonds and working capital financing with factoring scheme receivables.

Pinjaman hipotik merupakan pinjaman yang diberikan oleh ASM dan SMF, entitas-entitas anak, kepada karyawan dan pihak ketiga untuk pembelian tanah atau bangunan. Pinjaman hipotik kepada karyawan dibebani bunga khusus sedangkan untuk pihak ketiga dibebani dengan suku bunga pasar yang berlaku. Pelunasannya dilakukan dengan cara angsuran bulanan. Pinjaman ini dijamin dengan surat hipotik atas tanah atau bangunan yang pembeliannya dibiayai dengan pinjaman ini.

Mortgage loans represent loans cash value provided by ASM and SMF, subsidiaries, to their employees and third parties for purchase of land or building. Mortgage loans granted to employees bear special interest rate while those granted to third parties bear prevailing market interest rate. Payments are made through monthly installment. These receivables are secured by mortgage on land or building whose purchase is finance with the receivables.

Piutang klaim merupakan tagihan kepada tertanggung sehubungan dengan klaim yang dibayarkan entitas anak melebihi nilai pertanggungan yang diperkenankan dalam polis asuransi kesehatan.

Claims receivable represent receivables from policyholders in relation to payment of claims by subsidiaries in excess of the insurance coverage limit of policyholders.

Piutang polis merupakan piutang yang diberikan kepada pemegang polis yang telah memiliki nilai tunai.

Policy receivable is a receivable granted to policyholders whose policies have cash value.

Mutasi cadangan kerugian penurunan nilai adalah sebagai berikut:

The changes in allowance for impairment losses on other receivables follows:

	2025	2024	
Saldo awal tahun	550	414	Balance at the beginning of the year
Penambahan selama tahun berjalan	16.587	136	Provision during the year
Pemulihan tahun berjalan	-	-	Reversal during the year
Saldo akhir tahun	**17.137**	**550**	**Balance at the end of the year**

Manajemen berpendapat bahwa jumlah cadangan kerugian penurunan nilai untuk piutang lain-lain pada tanggal 31 Desember 2025 dan 2024 adalah cukup untuk menutup kerugian yang mungkin timbul akibat tidak tertagihnya piutang lain-lain tersebut.

Management believes that the allowance for impairment losses on other accounts receivable as at December 31, 2025 and 2024 is adequate to cover the possible losses which might arise from uncollectible other accounts receivable.

16. Investasi Dalam Saham / 16. Investment in Shares of Stock

Pada tanggal 31 Desember 2025 dan 2024, investasi dalam saham dengan persentase kepemilikan dibawah 20%, dikategorikan sebagai aset keuangan yang diukur pada nilai wajar melalui penghasilan komprehensif lain.

As at December 31, 2025 and 2024, investments in shares with percentage of ownership of below 20% are categorized as at fair value through other comprehensive income.

	2025	2024	
Investasi saham oleh Perusahaan			The Company's investment in shares of stock
Metode ekuitas	475.268	473.280	Equity method
Diukur pada nilai wajar melalui penghasilan komprehensif lain	2.084.233	2.444.384	Measured at fair value through other comprehensive income
Jumlah	2.559.501	2.917.664	Total
Investasi saham oleh entitas anak			Subsidiaries' investments in shares of stock
Metode ekuitas	385.389	326.484	Equity method
Diukur pada nilai wajar melalui penghasilan komprehensif lain	42.209	259.247	Measured at fair value through other comprehensive income
Jumlah	427.598	585.731	Total
Jumlah	2.987.099	3.503.395	Total
Cadangan kerugian penurunan nilai	-	-	Allowance for impairment losses
Jumlah-bersih	**2.987.099**	**3.503.395**	**Net**

a. Investasi Saham oleh Perusahaan / a. The Company's Investments in Shares of Stock

	Nilai penyertaan awal tahun 1 Januari 2025/ *Beginning Investment January 1, 2025*	Perubahan selama tahun 2025/ *Change during the year 2025*: Penambahan (Pengurangan) Investasi /*Additional (Deduction) Investment*	Ekuitas pada laba (rugi) bersih/ *Share in net income (loss)*	Kenaikan (penurunan) nilai wajar dalam penghasilan komprehensif lain/ *Increase (decreased) in fair value at other comprehensive income*	Nilai penyertaan akhir tahun 31 Desember 2025/ *Ending Investment December 31, 2025*	
Metode Ekuitas						**Equity Method**
Entitas Asosiasi						**Associates**
PT Elang Andalan Nusantara	378.280	-	-	1.988	380.268	PT Elang Andalan Nusantara
PT Liugong Finance Indonesia	95.000	-	-	-	95.000	PT Liugong Finance Indonesia
Jumlah	**473.280**	**-**	**-**	**1.989**	**475.268**	**Total**

	Nilai penyertaan awal tahun 1 Januari 2025/ *Beginning Investment January 1, 2025*	Perubahan selama tahun 2025/ *Change during the year 2025*: Penambahan (Pengurangan) Investasi /*Additional (Deduction) Investment*	Ekuitas pada laba (rugi) bersih/ *Share in net income (loss)*	Kenaikan (penurunan) nilai wajar dalam penghasilan komprehensif lain/ *Increase (decreased) in fair value at other comprehensive income*	Nilai penyertaan akhir tahun 31 Desember 2025/ *Ending Investment December 31, 2025*	
Aset keuangan yang diukur pada nilai wajar melalui penghasilan komprehensif lain						**Financial asset at fair value through other comprehensive income**
Entitas Asosiasi						**Associates**
PT MSIG Life Insurance Indonesia Tbk	1.575.000	-	-	(472.905)	1.102.095	PT MSIG Life Insurance Indonesia Tbk
PT Summit Oto Finance	366.309				366.309	PT Summit Oto Finance
PT Oto Multiartha	139.306				139.306	PT Oto Multiartha
PT SGMW Multifinance Indonesia	114.000				114.000	PT SGMW Multifinance Indonesia
PT Sinar Mitra Sepadan Finance	96.193				96.193	PT Sinar Mitra Sepadan Finance
PT Sinarmas Hana Finance	52.500				52.500	PT Sinarmas Hana Finance
PT Bank China Construction Bank Indonesia Tbk	13.500				13.500	PT Bank China Construction Bank Indonesia Tbk
PT Oriente Mas Sejahtera	5.701				9.000	PT Oriente Mas Sejahtera
PT Hyundai Capital Finance Indonesia	60.000	109.455			169.455	PT Hyundai Capital Finance Indonesia
PT Peduli Sehat Gotong Royong	21.875				21.875	PT Peduli Sehat Gotong Royong
Jumlah	**2.444.384**	**109.455**		**(472.905)**	**2.084.233**	**Total**

	Nilai penyertaan awal tahun 1 Januari 2024/ *Beginning Investment January 1, 2024*	Perubahan selama tahun 2024/ *Change during the year 2024*: Penambahan (Pengurangan) Investasi /*Additional (Deduction) Investment*	Ekuitas pada laba (rugi) bersih/ *Share in net income (loss)*	Kenaikan (penurunan) nilai wajar dalam penghasilan komprehensif lain/ *Increase (decreased) in fair value at other comprehensive income*	Nilai penyertaan akhir tahun 31 Desember 2024/ *Ending Investment December 31, 2024*	
Metode Ekuitas						**Equity Method**
Entitas Asosiasi						**Associates**
PT Elang Andalan Nusantara	384.371	-	-	(6.091)	378.280	PT Elang Andalan Nusantara
PT Liugong Finance Indonesia	-	95.000	-	-	95.000	PT Liugong Finance Indonesia
Jumlah	**384.371**	**95.000**	**-**	**(6.091)**	**473.280**	**Total**
Aset keuangan yang diukur pada nilai wajar melalui penghasilan komprehensif lain						**Financial asset at fair value through other comprehensive income**
Entitas Asosiasi						**Associates**
PT MSIG Life Insurance Indonesia Tbk	1.581.579	-	-	(6.579)	1.575.000	PT MSIG Life Insurance Indonesia Tbk
PT Summit Oto Finance	366.309	-	-	-	366.309	PT Summit Oto Finance
PT Oto Multiartha	139.306	-	-	-	139.306	PT Oto Multiartha
PT SGMW Multifinance Indonesia	114.000	-	-	-	114.000	PT SGMW Multifinance Indonesia
PT Sinar Mitra Sepadan Finance	96.193	-	-	-	96.193	PT Sinar Mitra Sepadan Finance
PT Sinarmas Hana Finance	52.500	-		-	52.500	PT Sinarmas Hana Finance
PT Bank China Construction Bank Indonesia Tbk	13.500	-	-	-	13.500	PT Bank China Construction Bank Indonesia Tbk
PT Otoraja Network Indonesia	10.000	(10.000)	-		-	PT Otoraja Network Indonesia
PT Oriente Mas Sejahtera	5.701	-		-	5.701	PT Oriente Mas Sejahtera
PT Hyundai Capital Finance Indonesia	-	60.000	-	-	60.000	PT Hyundai Capital Finance Indonesia
PT Peduli Sehat Gotong Royong	-	21.875	-	-	21.875	PT Peduli Sehat Gotong Royong
Jumlah	**2.379.088**	**71.875**	**-**	**(6.579)**	**2.444.384**	**Total**

Metode Ekuitas

PT Elang Andalan Nusantara (EAN)

EAN, berkedudukan di Jakarta, merupakan perusahaan yang bergerak di bidang perdagangan dan jasa. Perusahaan melakukan investasi pada saham EAN pada tanggal 31 Desember 2025 dan 2024 masing-masing sebesar Rp378.280 dan Rp384.371 dengan persentase kepemilikan sebesar 1,69%. Manajemen telah melakukan penilaian terhadap tingkat pengaruh Grup atas EAN dan menyimpulkan bahwa meskipun Grup hanya memiliki 20% kepemilikan saham EAN namun Grup dianggap memiliki pengaruh yang signifikan disebabkan oleh adanya dewan perwakilan dan adanya pernyataan kontraktual sebagai akibatnya, maka investasi ini diklasifikasi sebagai entitas asosiasi.

PT Liugong Finance Indonesia (LFI)

LFI, berkedudukan di Jakarta, merupakan perusahaan yang bergerak di bidang pembiayaan. Perusahaan melakukan investasi pada saham LFI sebesar Rp95.000 dengan persentase kepemilikan 19%. Manajemen telah melakukan penilaian terhadap tingkat pengaruh Grup atas LFI dan menyimpulkan bahwa meskipun Grup hanya memiliki 20% kepemilikan saham LFI namun Grup dianggap memiliki pengaruh yang signifikan disebabkan oleh adanya dewan perwakilan dan adanya pernyataan kontraktual sebagai akibatnya, maka investasi ini diklasifikasi sebagai entitas asosiasi.

Pada Nilai Wajar melalui Penghasilan Komprehensif Lain

PT Peduli Sehat Gotong Royong (PSGR)

PSGR, berkedudukan di Jakarta merupakan perusahaan yang bergerak di bidang *social media crowd funding*. Perusahaan melakukan investasi pada saham PSGR sebesar Rp8.000. Persentase kepemilikan pada tahun 2024 sebesar 31,01%.

PT MSIG Life Insurance Indonesia Tbk (AJSM)

AJSM, berkedudukan di Jakarta, merupakan perusahaan yang bergerak di bidang asuransi jiwa. Kepemilikan Perusahaan pada AJSM sebesar 12,5%.

Equity Method

PT Elang Andalan Nusantara (EAN)

EAN, based in Jakarta, is a company engaged in trade and services. The company invested in EAN shares on December 31, 2025, and 2023, amounting to Rp378,280 and Rp384,371, respectively, with an ownership percentage of 1.69%. Management has assessed the level of influence that the Group has on EAN and determined that it has significant influence, even though the Group only holds 20% of EAN shares, because of the board representation and contractual terms. Consequently, this investment was classified as an associate.

PT Liugong Finance Indonesia (LFI)

LFI, domiciled in Jakarta, is a company engaged in the financing. The Company invests Rp95,000 in LFI shares with a 19% ownership interest. Management has assessed the level of influence that the Group has on LFI and determined that it has significant influence, even though the Group only holds 20% of LFI shares, because of the board representation and contractual terms. Consequently, this investment was classified as an associate.

At Fair Value Through Other Comprehensive Income

PT Peduli Sehat Gotong Royong (PSGR)

PSGR, domiciled in Jakarta is a company engaged in social media crowd funding. The Company invested in PSGR shares of Rp8,000 each. The percentage of ownership in 2024 is 31.01%.

PT MSIG Life Insurance Indonesia Tbk (AJSM)

AJSM, domiciled in Jakarta, engages in life insurance. The Company's ownership interest in AJSM is 12.5%.

PT Summit Oto Finance (SOF)

SOF, berkedudukan di Jakarta, merupakan perusahaan yang bergerak di bidang pembiayaan. Perusahaan melakukan investasi pada saham SOF sebesar Rp366.309 dengan persentase kepemilikan sebesar 15%.

PT Summit Oto Finance (SOF)

SOF, domiciled in Jakarta, engages in financing. The Company invested in the SOF shares amounting to Rp366,309 with ownership interest of 15%.

PT OTO Multiartha (OTO)

OTO, berkedudukan di Jakarta, merupakan perusahaan yang bergerak di bidang pembiayaan. Perusahaan melakukan investasi pada saham OTO sebesar Rp139.306 dengan persentase kepemilikan sebesar 15%.

PT OTO Multiartha (OTO)

OTO, domiciled in Jakarta, engages in financing. The Company invested in the OTO shares amounting to Rp139,306 with ownership interest of 15%.

PT SGMW Multifinance Indonesia (SGMW)

SGMW, berkedudukan di Jakarta merupakan perusahaan yang bergerak di bidang pembiayaan. Perusahaan melakukan investasi pada saham SGMW sebesar Rp114.000 dengan persentase kepemilikan 19%.

PT SGMW Multifinance Indonesia (SGMW)

SGMW, domiciled in Jakarta, engages in financing. The Company invested in the SGMW shares amounting to Rp114,000 with ownership interest of 19%.

PT Sinar Mitra Sepadan Finance (SMSF)

SMSF, berkedudukan di Jakarta merupakan perusahaan yang bergerak di bidang pembiayaan. Perusahaan memiliki 82.500 saham seri A dan 1.425.000 saham seri B SMSF dengan nilai sebesar Rp96.193 atau setara dengan persentase kepemilikan 15%.

PT Sinar Mitra Sepadan Finance (SMSF)

SMSF, domiciled in Jakarta, engages in financing. The Company owns shares SMSF series A 82,500 shares and series B 1,425,000 shares SMSF amounting to Rp96,193 with ownership interest of 15%.

PT Sinarmas Hana Finance (SHF)

SHF, berkedudukan di Jakarta, merupakan perusahaan yang bergerak di bidang pembiayaan. Perusahaan melakukan investasi pada saham SHF sebesar Rp22.500, dengan persentase kepemilikan sebesar 15%. Perusahaan menambah investasi pada saham SHF sebesar Rp52.500 dengan persentase kepemilikan yang sama.

PT Sinarmas Hana Finance (SHF)

SHF, domiciled in Jakarta, is a company engaged in financing. The company invested in SHF shares amounting to Rp22,500, with an ownership percentage of 15%. The company subsequently increased its investment in SHF shares by Rp52,500 while maintaining the same ownership percentage.

PT Bank China Construction Bank Indonesia Tbk (BCCBI)

BCCBI, berkedudukan di Jakarta, merupakan perusahaan yang bergerak di bidang perdagangan dan jasa. Perusahaan melakukan investasi pada saham BCCBI sebesar Rp13.500 dengan persentase kepemilikan 0,24%.

PT Bank China Construction Bank Indonesia Tbk (BCCBI)

BCCBI, domiciled in Jakarta, is a company engaged in trade and services. The Company invested Rp13,500 in BCCBI shares with a 0.24% ownership interest.

PT Oriente Mas Sejahtera (OMS)

OMS, berkedudukan di Jakarta, merupakan perusahaan yang bergerak di bidang pembiayaan. Perusahaan melakukan investasi pada saham OMS sebesar Rp5.701 dengan persentase kepemilikan 15%.

PT Oriente Mas Sejahtera (OMS)

OMS, domiciled in Jakarta, is a Company engaged in the financing. The company invests Rp5,701 in OMS shares with a 15% ownership interest.

Nanovest Ltd

Nanovest, berkedudukan di Jakarta, merupakan perusahaan yang bergerak di bidang pembiayaan. Perusahaan melakukan investasi pada saham Nanovest sebesar Rp1.570 dengan persentase kepemilikan 15% (Pada tahun 2023, Perusahaan telah menjual investasi tersebut).

Nanovest Ltd

Nanovest, domiciled in Jakarta, is a company engaged in the financing. The Company invests Rp1,570 in Nanovest shares with a 15% ownership interest (the Company has sold the investment in 2023).

PT Otoraja Network Indonesia (ONI)

ONI, berkedudukan di Jakarta, merupakan perusahaan yang bergerak di bidang bengkel sepeda motor. Perusahaan melakukan investasi pada saham ONI sebesar Rp10.000 dengan persentase kepemilikan 40% (Pada tahun 2024, Perusahaan telah menjual investasi tersebut).

PT Otoraja Network Indonesia (ONI)

ONI, domiciled in Jakarta, is a company engaged in the motorcycle workshop. The Company invests Rp10,000 in ONI shares with a 40% ownership interest (the Company has sold the investment in 2024).

PT Bima Multi Finance (BMF)

BMF, berkedudukan di Jakarta, merupakan perusahaan yang bergerak di bidang pembiayaan kredit. Perusahaan melakukan investasi pada saham BMF sebesar Rp111.751 dengan persentase kepemilikan 40,07% (Pada tahun 2023, Perusahaan telah menjual investasi tersebut).

PT Bima Multi Finance (BMF)

BMF, domiciled in Jakarta, is a company engaged in the credit financing. The Company invests Rp111,751 in BMF shares with a 40.07% ownership interest (the Company has sold the investment in 2023).

PT Hyundai Capital Indonesia (HCFI)

HCFI, berkedudukan di Jakarta, merupakan perusahaan yang bergerak di bidang pembiayaan. Perusahaan melakukan investasi pada saham HCFI sebesar Rp60.000 dengan persentase kepemilikan 15%.

Pada tahun 2025, HCFI melakukan peningkatan modal disetor dan ditempatkan sebesar Rp399.700 dengan nilai nominal sebesar Rp1.000 per lembar saham. Perusahaan menambah setoran modal pada HCFI sebesar Rp109.455. tidak ada peningkatan presentase kepemilikan karena semua pemegang saham HCFI diberikan porsi yang sama

PT Hyundai Capital Indonesia (HCFI)

HCFI, domiciled in Jakarta, is a company engaged in the financing. The Company invests Rp60,000 in HCFI shares with a 15% ownership interest.

In 2025, HCFI increased its issued and paid-up capital by Rp399,700, with a nominal value of Rp1,000 per share. The Company contributed additional capital to HCFI amounting to Rp109,455. There was no change in the Company's ownership percentage, as all HCFI shareholders were allocated shares on a pro rata basis.

b. Investasi saham oleh entitas anak

b. Subsidiaries' investments in shares of stock

2025

	Nilai penyertaan awal tahun/ *Beginning investment*	Penambahan (pengurangan) /*Additional (Deduction)*	Ekuitas pada laba (rugi) bersih/ *Share in net income (loss)*	Pertukaran Utang ke Ekuitas/ *Debt to Equity Swap*	Dividen/ *Dividend*	Dikonsolidasikan ke entitas anak/ *Consolidated to subsidiaries*	Nilai penyertaan akhir tahun/ *Ending investment*
Metode Ekuitas/*Equity method*							
Entitas Asosiasi/*Associates*							
PT Bintang Rajawali Perkasa	128.643	-	(5.725)	-	-	-	122.918
PT Asuransi Sumit Oto	120.212	-	56.255	-	-	-	176.467
PT KB Insurance Indonesia	68.767	-	4.913	-	-	-	73.680
PT Premium Garansi Indonesia	8.852	-	3.472	-	-	-	12.324
PT Sukucadang Karya Utama	10	(10)	-	-	-	-	-
Jumlah/*Total*	**326.484**	**(10)**	**58.915**	**-**	**-**	**-**	**385.389**
Aset keuangan Pada Nilai Wajar melalui Penghasilan Komprehensif Lain/ *Financial assets at fair value through other comprehensive income*							
Entitas Asosiasi/*Associates*							
PT Bursa Komoditi dan Derivatif Indonesia	17.850	(17.850)	-	-	-	-	-
Konsorsium Asuransi Risiko Khusus PT Tugu Reasuransi Indonesia	-						
PT Kustodian Sentral Efek Indonesia	6.600	-	-	-	-		6.600
PT Asuransi MAIPARK Indonesia	2.367	-	-	-	-	-	2.367
PT Pemeringkat Efek Indonesia	3.500						3.500
PT Bursa Efek Indonesia	7.500						7.500
Nanjing Sinar Mas & ZiJin Venture Capital Management	1.088						1.088
PT PPPMPI	20						20
PT Reasuransi MAIPARK Indonesia	3.244						3.244
PT Penjaminan Ulang Indonesia	200.000	(200.000)	-	-	-	-	-
PT Agate International	17.077	-	813	-	-	-	17.890
PT Plaza Indonesia	1	(1)	-	-	-	-	-
Jumlah/*Total*	**259.247**						**42.209**

2024

	Nilai penyertaan awal tahun/ *Beginning investment*	Penambahan (pengurangan) /*Additional (Deduction)*	Ekuitas pada laba (rugi) bersih/ *Share in net income (loss)*	Pertukaran Utang ke Ekuitas/ *Debt to Equity Swap*	Dividen/ *Dividend*	Dikonsolidasikan ke entitas anak/ *Consolidated to subsidiaries*	Nilai penyertaan akhir tahun/ *Ending investment*
Metode Ekuitas/*Equity method*							
Entitas Asosiasi/*Associates*							
PT Bintang Rajawali Perkasa	137.755	-	(9.112)	-	-	-	128.643
PT Asuransi Sumit Oto	89.316	-	30.896	-	-	-	120.212
PT KB Insurance Indonesia	67.914	-	853	-	-	-	68.767
PT Premium Garansi Indonesia	3.732	-	5.120	-	-	-	8.852
PT Sukucadang Karya Utama	-	10	-	-	-	-	10
Jumlah/*Total*	**298.717**	**10**	**27.757**	**-**	**-**	**-**	**326.484**
Aset keuangan Pada Nilai Wajar melalui Penghasilan Komprehensif Lain/ *Financial assets at fair value through other comprehensive income*							
Entitas Asosiasi/*Associates*							
PT Bursa Komoditi dan Derivatif Indonesia	17.850	-	-	-	-	-	17.850
Konsorsium Asuransi Risiko Khusus PT Tugu Reasuransi Indonesia	7.500	(7.500)	-	-	-	-	-
PT Kustodian Sentral Efek Indonesia	6.600	-	-	-	-	-	6.600
PT Asuransi MAIPARK Indonesia	5.611	(3.244)	-	-	-	-	2.367
PT Pemeringkat Efek Indonesia	3.500	-	-	-	-	-	3.500
Kapas Syariah	2.715	(2.715)	-	-	-	-	-
PT Bursa Efek Indonesia	7.500	-	-	-	-	-	7.500
Nanjing Sinar Mas & ZiJin Venture Capital Management	1.088	-	-	-	-	-	1.088
PT PPPMPI	20	-	-	-	-	-	20
PT Bank Nano Syariah	240.000	-	-	-	-	(240.000)	-
PT Reasuransi MAIPARK Indonesia	3.244	-	-	-	-	-	3.244
PT Penjaminan Ulang Indonesia	-	200.000	-	-	-	-	200.000
PT Agate International	-	17.077	-	-	-	-	17.077
PT Plaza Indonesia	-	1	-	-	-	-	1
Jumlah/*Total*	**295.628**	**203.619**	**-**	**-**	**-**	**(240.000)**	**259.247**

Metode Ekuitas

PT KB Insurance Indonesia (KBII)

KBII yang merupakan perusahaan patungan dengan KB Insurance, Korea yang bergerak dalam di bidang asuransi. ABSM melakukan investasi pada saham KBII sebesar Rp39.600 dengan presentasi kepemilikan sebesar 30%.

PT Asuransi Sumit Oto (ASO)

ASO yang merupakan perusahaan patungan dengan Djohan Marzuki dan PT Summit Investment Indonesia yang bergerak dalam bidang asuransi. Kepemilikan ASM pada ASO adalah 48%.

PT Bintang Rajawali Perkasa (BRP)

BRP yang merupakan perusahaan patungan yang bergerak di bidang properti. Kepemilikan SU pada BRP adalah sebesar 40%.

PT Premium Garansi Indonesia (PGI)

PGI merupakan perusahaan yang bergerak di bidang garansi untuk mobil bekas. JTU melakukan investasi pada saham PGI sebesar Rp3.300 dengan presentasi kepemilikan sebesar 33%.

Pada Nilai Wajar melalui Penghasilan Komprehensif Lain

PT Bima Multi Finance (BMF)

BMF merupakan perusahaan yang bergerak dibidang pembiayaan.

Pada tanggal 15 Maret 2019, ASJ, ASM, ASI dan beberapa kreditur lainnya telah menyetujui konversi *Medium Term Notes* BMF menjadi saham. Konversi tersebut merupakan upaya entitas anak dan beberapa kreditur lainnya untuk menyelamatkan dan mengembangkan usaha BMF. Grup memiliki 40,07% saham BMF setelah konversi tersebut.

Pada bulan Desember 2019, Perusahaan mengambil alih kepemilikan ASJ pada BMF dengan nilai sebesar Rp111.751 (Pada tahun 2023, Perusahaan telah menjual investasi tersebut).

Equity Method

PT KB Insurance Indonesia (KBII)

KBII which is a joint venture with KB Insurance, Korea which is engaged in the insurance sector. ABSM made an investment in KBII shares of Rp39,600 with an ownership interest of 30%.

PT Asuransi Sumit Oto (ASO)

ASO which is a joint venture with Djohan Marzuki and PT Summit Investment Indonesia which is engaged in insurance. ASM's ownership in ASO is 48%.

PT Bintang Rajawali Perkasa (BRP)

BRP is a joint venture engaged in property. SU has ownership interest in BRP of 40%.

PT Premium Garansi Indonesia (PGI)

PGI is a company engages in guarantee for used cars. JTU invested in PGI amounting to Rp3,300 with ownership interest of 33%.

At Fair Value Through Other Comprehensive Income

PT Bima Multi Finance (BMF)

BMF is subsidiary engaged in financing.

On March 15, 2019, ASJ, ASM, ASI, and other creditors had agreed to the conversion of Medium Term Notes of BMF into shares. The conversion is an effort of subsidiaries and other creditors to rescue and develop the business of BMF. The Group has ownership interest of 40.07% in BMF after the conversion.

In December 2019, the Company has taken over the ownership of ASJ in BMF amounting to Rp111,751 (the Company has sold the investment in 2023).

Ikhtisar informasi keuangan entitas asosiasi adalah sebagai berikut:

The summary of financial information of associates is as follows:

	2025				
	Jumlah aset/ *Total assets*	Jumlah liabilitas/ *Total liabilities*	Jumlah ekuitas/ *Total equity*	Laba (rugi) bersih/ *Net income (loss)*	
Investasi saham oleh entitas anak					**Investment in shares by the subsidiaries**
PT Bintang Rajawali Perkasa	345.513	23.411	322.102	(4.584)	PT Bintang Rajawali Perkasa
PT Asuransi Sumit Oto	761.790	401.739	360.050	11.523	PT Asuransi Sumit Oto
PT KB Insurance Indonesia	732.095	485.908	246.187	10.999	PT KB Insurance Indonesia
PT Premium Garansi Indonesia	25.555	11.341	14.214	10492	PT Premium Garansi Indonesia

	2024				
	Jumlah aset/ *Total assets*	Jumlah liabilitas/ *Total liabilities*	Jumlah ekuitas/ *Total equity*	Laba (rugi) bersih/ *Net income (loss)*	
Investasi saham oleh entitas anak					**Investment in shares by the subsidiaries**
PT Bintang Rajawali Perkasa	338.739	22.952	315.786	(4.494)	PT Bintang Rajawali Perkasa
PT Asuransi Sumit Oto	737.112	488.585	248.527	1.833	PT Asuransi Sumit Oto
PT KB Insurance Indonesia	801.163	481.682	229.243	(2.583)	PT KB Insurance Indonesia
PT Premium Garansi Indonesia	31.456	15.126	16.330	8.084	PT Premium Garansi Indonesia

Mutasi cadangan kerugian penurunan nilai adalah sebagai berikut:

The change in allowance for impairment losses follows:

	2025	2024	
Saldo awal tahun		8.000	Balance at the beginning of year
Pemulihan tahun berjalan		(8.000)	Reversal during the year
Saldo akhir tahun		**-**	**Balance at the end of year**

Manajemen berpendapat bahwa jumlah cadangan kerugian penurunan nilai untuk investasi dalam saham pada tanggal 31 Desember 2025 dan 2024 adalah cukup untuk menutup kemungkinan kerugian yang akan timbul akibat penurunan nilai investasi dalam saham.

Management believes that the allowance for impairment losses on investment in shares of stock as at December 31, 2025 and 2024 is adequate to cover possible losses that may arise from these investment in shares.

17. Properti Investasi

Pada tanggal 31 Desember 2025 dan 2024, akun ini merupakan investasi pada tanah dan bangunan milik entitas anak yaitu ASM, RLS dan ASJ.

17. Investment Properties

As at December 31, 2025 and 2024, these represent investments in land and building owned by ASM, RLS and ASJ.

Berikut ini adalah saldo dan mutasi properti investasi dan akumulasi penyusutannya:

Following are the balances of and changes in investment properties and the related accumulated depreciation:

	1 Januari/ *January* 2025	Perubahan selama tahun 2025/ *Changes during the year 2025*			31 Desember/ *December* 2025	
		Penambahan/ *Additions*	Pengurangan/ *Deductions*	Reklasifikasi/ *Reclassification*		
Biaya perolehan						**At Cost**
Bangunan	527.485	117.537	-	-	645.022	Building
Akumulasi penyusutan						**Accumulated Depreciation**
Bangunan	121.615	84.504	-	-	206.119	Building
Nilai Tercatat	**405.870**				**438.903**	**Net Book Value**

	1 Januari/ *January* 2024	Perubahan selama tahun 2024/ *Changes during the year 2024*			31 Desember/ *December* 2024	
		Penambahan/ *Additions*	Pengurangan/ *Deductions*	Reklasifikasi/ *Reclassification*		
Biaya perolehan						**At Cost**
Bangunan	525.500	2.660	(675)	-	527.485	Building
Akumulasi penyusutan						**Accumulated Depreciation**
Bangunan	111.831	10.475	(691)	-	121.615	Building
Nilai Tercatat	**413.669**				**405.870**	**Net Book Value**

Beban penyusutan properti investasi untuk tahun yang berakhir pada tanggal 31 Desember 2025 dan 2024 masing-masing sebesar Rp10.475 dan Rp14.724.

Depreciation expense for the years ended December 31, 2025 and 2024 amounted to Rp10,475 and Rp14,724, respectively.

Properti investasi telah diasuransikan kepada ASM, entitas anak, dan perusahaan asuransi lainnya, pihak ketiga, dengan jumlah pertanggungan sebesar Rp22.692 dan Rp222.630 pada tahun 2025 dan 2024. Manajemen berpendapat bahwa nilai pertanggungan tersebut telah cukup untuk menutup kemungkinan kerugian atas aset tetap terhadap risiko-risiko yang dipertanggungkan.

Investment properties are insured with ASM, a subsidiary, and other insurance companies, third parties, for Rp22,692 and Rp222,630 in 2025 and 2024, respectively. Management believes that the insurance coverages are adequate to cover any possible losses that might arise from the assets insured.

Manajemen berpendapat bahwa tidak terdapat penurunan nilai atas properti investasi tersebut pada tanggal 31 Desember 2025 dan 2024.

Management believes that there is no impairment in value of investment properties as at December 31, 2025 and 2024.

18. Aset Tetap / 18. Property and Equipment

	1 Januari/ *January* 2025	Perubahan selama tahun 2025/ *Changes during the year 2025*			31 Desember/ *December* 2025	
		Penambahan/ *Additions*	Pengurangan/ *Deductions*	Reklasifikasi/ *Reclassification*		
Biaya perolehan						**At cost**
Pemilikan langsung						**Direct acquisitions**
Tanah	890.835	-	(16.365)	4.937	879.407	Land
Bangunan	1.583.657	21.407	(26.760)	(4.776)	1.573.528	Buildings
Peralatan kantor	2.744.939	163.335	(42.824)	(287)	2.865.163	Office equipment
Kendaraan bermotor	346.676	24.417	(36.927)	-	334.166	Vehicles
Perlengkapan kantor	119.467	4.990	(8.027)	-	116.430	Furniture and fixture
Mesin dan peralatan	19.751	493	-	107	20.350	Machineries and equipment
Aset dalam pembangunan	52.767	3.658	(3.735)	(1.761)	50.929	Buildings under construction
Aset yang disewakan	530.367	73.924	-	-	604.292	Right-of-use assets
Jumlah	6.288.459	292.224	(134.638)	(1.780)	6.444.265	Total
Akumulasi penyusutan						**Accumulated depreciations**
Pemilikan langsung						**Direct acquisitions**
Bangunan	983.440	101.089	(913)	8.869	1.092.484	Buildings
Peralatan kantor	1.897.595	177.991	(41.674)	(3.824)	2.030.088	Office equipment
Kendaraan bermotor	212.139	37.652	(34.450)	(3.011)	212.330	Vehicles
Perlengkapan kantor	96.924	5.963	(8.038)	466	95.315	Furniture and fixture
Mesin dan peralatan	18.949	1.041	(1.366)	(384)	18.240	Machineries and equipment
Aset yang disewakan	378.973	128.547	(21.040)	(336)	486.144	Right-of-use assets
Jumlah	3.588.020	452.283	(107.481)	1.780	3.934.601	Total
Nilai Tercatat	**2.700.439**				**2.509.664**	**Net Book Value**

	1 Januari/ *January* 2024	Perubahan selama tahun 2024/ *Changes during the year 2024*			31 Desember/ *December* 2024	
		Penambahan/ *Additions*	Pengurangan/ *Deductions*	Reklasifikasi/ *Reclassification*		
Biaya perolehan						**At cost**
Pemilikan langsung						**Direct acquisitions**
Tanah	860.500	30.335	-	-	890.835	Land
Bangunan	1.558.910	24.946	(1.089)	890	1.583.657	Buildings
Peralatan kantor	2.624.718	155.850	(40.288)	4.659	2.744.939	Office equipment
Kendaraan bermotor	309.654	49.606	(12.584)	-	346.676	Vehicles
Perlengkapan kantor	117.005	7.677	(5.215)	-	119.467	Furniture and fixture
Mesin dan peralatan	19.202	549	-	-	19.751	Machineries and equipment
Aset dalam pembangunan	57.131	2.917	(1.731)	(5.550)	52.767	Buildings under construction
Aset yang disewakan	384.785	175.273	(29.692)	1	530.367	Right-of-use assets
Jumlah	5.931.905	447.153	(90.599)	-	6.288.459	Total
Akumulasi penyusutan						**Accumulated depreciations**
Pemilikan langsung						**Direct acquisitions**
Bangunan	853.209	130.333	(581)	479	983.440	Buildings
Peralatan kantor	1.757.566	180.390	(40.361)	-	1.897.595	Office equipment
Kendaraan bermotor	185.502	38.628	(11.991)	-	212.139	Vehicles
Perlengkapan kantor	92.950	8.732	(4.758)	-	96.924	Furniture and fixture
Mesin dan peralatan	18.237	712	-	-	18.949	Machineries and equipment
Aset yang disewakan	279.447	132.247	(32.242)	(479)	378.973	Right-of-use assets
Jumlah	3.186.911	491.042	(89.933)	-	3.588.020	Total
Nilai Tercatat	**2.744.994**				**2.700.439**	**Net Book Value**

Beban penyusutan aset tetap untuk tahun 2025 dan 2024 masing-masing sebesar Rp491.042 dan Rp431.189. Sebesar Rp33.137 dan Rp31.241 dari beban penyusutan aset tetap untuk tahun 2024 dan 2023 dialokasikan ke dalam beban lain - beban pokok jasa bengkel

Depreciation charged to operations in 2025 and 2024 amounted to Rp491,042 and Rp431,189, respectively of Rp33,137 and Rp31,241 of the fixed asset depreciation expense for 2024 and 2023 is allocated to other expenses - direct cost of service center

Penjualan aset tetap dengan rincian sebagai berikut:

Sale of property and equipment with details as follows:

	2025	2024	
Harga penjualan	10.062	5.969	Selling price
Nilai tercatat	1.574	666	Net book value
Laba penjualan aset tetap (Catatan 42)	**8.488**	**5.303**	**Gain on sale of property and equipment (Note 42)**

Pada tanggal 31 Desember 2025 dan 2024, aset tetap dalam pembangunan merupakan kontruksi bangunan di Batam, Bandung, Palembang, Denpasar, Mojokerto, Garut, Jakarta, Bima, *Deskcoll* Semarang dan Cianjur. Estimasi penyelesaian pembangunan tersebut pada tahun 2023 - 2024. Persentase penyelesaian aset dalam pembangunan pada tanggal 31 Desember 2025 dan 2024 rentang dari 20% - 80%.

As at December 31, 2025 and 2024, construction in progress represent building construction in Batam, Bandung, Palembang, Denpasar, Mojokerto, Garut, Jakarta, Bima, Deskcoll Semarang and Cianjur. The estimated year of completion is between 2023 - 2024 estimated. Percentage of completion of building under construction as at December 31, 2025 and 2024 ranges from 20% - 80%.

Aset tetap telah diasuransikan kepada ASM, entitas anak, dan perusahaan asuransi lainnya, dengan jumlah pertanggungan masing-masing sebesar Rp290.676.493 dan Rp291.187.033 pada tanggal 31 Desember 2025 dan 2024. Manajemen berpendapat bahwa nilai pertanggungan tersebut telah cukup untuk menutup kemungkinan kerugian atas aset tetap terhadap risiko-risiko yang dipertanggungkan.

Property and equipment are insured with ASM, a subsidiary, and other insurance companies amounting to Rp290,676,493 and Rp291,187,033 as at December 31, 2025 and 2024, respectively. Management believes that the insurance coverages are adequate to cover any possible losses that might arise from the assets insured.

Pada tanggal 31 Desember 2025 dan 2024, tidak terdapat aset tetap yang tidak dipakai dan dihentikan dari penggunaannya namun diklasifikasikan sebagai aset untuk dijual.

As at December 31, 2025 and 2024, there are no property and equipment that were withdrawn from active use and were classified as held-for-sale.

Pada tanggal 31 Desember 2025 dan 2024, sebagian aset tetap milik SMF dijadikan sebagai jaminan atas pinjaman yang diterima SMF (Catatan 29).

As at December 31, 2025 and 2024, certain property and equipment owned by SMF, a subsidiary, are pledged as collateral on loan received by SMF (Note 29).

Manajemen berpendapat bahwa tidak terdapat penurunan nilai atas nilai tercatat aset tersebut pada tanggal 31 Desember 2025 dan 2024.

Management believes that there is no impairment in value of the aforementioned assets as at December 31, 2025 and 2024.

19. Agunan yang Diambil Alih

Agunan yang diambil alih diperoleh SMF dan BS, entitas-entitas anak, dari penyelesaian piutang dan kredit.

	2025	2024	
Agunan yang diambil alih	338.094	348.751	Foreclosed Properties
Cadangan kerugian penurunan nilai	(88.744)	(84.631)	Allowance for impairment losses
Jumlah - bersih	**249.350**	**264.120**	**Net**

Agunan yang diambil alih tidak diasuransikan.

Saat ini SMF dan BS sedang dalam proses menjual agunan yang diambil alih, antara lain dengan bekerja sama dengan agen pemasaran properti untuk memasarkan tanah, rumah dan apartemen tersebut.

Mutasi cadangan kerugian penurunan nilai agunan yang diambil alih.

	2025	2024	
Saldo awal tahun	84.631	88.120	Balance at the beginning of the year
Pembentukan (Penghapusan)	4.113	(3.489)	Provision (Write-off)
Saldo akhir tahun	**88.744**	**84.631**	**Balance of the year**

Manajemen berpendapat bahwa jumlah cadangan kerugian penurunan nilai pada tanggal 31 Desember 2025 dan 2024 adalah memadai untuk menutup kerugian yang mungkin timbul akibat penurunan nilai agunan yang diambil alih tersebut.

19. Foreclosed Properties

Foreclosed properties were obtained by SMF and BS, subsidiaries, from settlement of their customer's receivables and loans.

These foreclosed properties are not insured.

Currently, SMF and BS are still in the process of selling the foreclosed properties, i.e. by cooperating with property agents to sell the land, houses and apartment units.

The changes is allowance for impairment losses on foreclosed properties follows:

Management believes that the allowance for impairment losses on Foreclosed Properties as at December 31, 2025 and 2024 is adequate to cover the possible losses which might arise from the decline in values of the foreclosed properties.

20. Aset Lain-lain

20. Other Assets

	2025	2024	
Aset kontrak	2.073.317	2.468.199	Contract assets
Goodwill	520.560	520.559	Goodwill
Biaya dibayar dimuka	465.884	317.485	Prepaid expenses
Uang muka investasi	403.185	94.726	Advance for investments
Persediaan	346.518	343.639	Inventories
Uang muka pembelian aset tetap	119.459	137.321	Advanced payment for purchase of property and equipment
Uang jaminan	107.812	102.089	Security deposits
Pajak dibayar dimuka	70.013	115.836	Prepaid taxes
Uang muka renovasi bangunan	21.558	22.743	Advance payment of buildings renovation
Lain-lain	-	842.400	Others
Cadangan penurunan nilai	(1.110.683)	-	Allowance for impairment losses
Jumlah	**3.017.623**	**4.964.997**	**Total**

Aset kontrak merupakan beban imbal jasa penjaminan kembali yang telah dibayarkan kepada perusahaan penjaminan kembali dan diakui secara proporsional sesuai dengan persentase penyelesaian kewajiban selama periode proteksi penjaminan yang diterima berdasarkan kontrak penjaminan kembali, masing-masing sebesar Rp2.468.199 dan Rp3.172.577 pada tanggal 31 Desember 2025 dan 2024.

Contract assets represents re-guarantee fee paid or portion of re-guarantee fees that have been paid to the re-guarantee company and recognised as a proportionate deduction from the guarantee fee income in accordance with the percentage of settlement of obligations during the guarantee protection period received based on the re-guarantee contract amounting to Rp2,468,199 and Rp3,172,577 as at December 31, 2025 and 2024, respectively.

Biaya dibayar dimuka meliputi biaya sewa kantor, biaya administrasi saham, materai dan premi asuransi.

Prepaid expenses include prepayments of office rental, shares administration charges, stamp duties and insurance premiums.

Uang muka pembelian aset tetap dan renovasi bangunan merupakan pembelian dan atau pembayaran kepada pemasok dan kontraktor yang belum terselesaikan pada tanggal laporan posisi keuangan konsolidasian.

Advanced payment for purchase of property and equipment and advanced payment for buildings renovation represent advances for purchases and/or payment to suppliers and contractors which have not been settled as at the date of consolidated statements of financial position.

Pajak dibayar dimuka meliputi pajak badan lebih bayar dan Pajak Pertambahan Nilai.

Prepaid taxes represent overpayment of corporate income tax and Value Added Tax.

21. Simpanan dan Simpanan dari Bank Lain

Merupakan simpanan dan simpanan dari bank lain pada BS, entitas anak.

21. Deposits and Deposits from Other Banks

These represent deposits and deposits from other banks placed in BS, a subsidiary.

	2025	2024	
Giro	16.199.569	17.615.871	Demand deposits
Tabungan	15.523.321	13.822.052	Saving deposits
Deposito berjangka	13.576.287	12.423.014	Time deposits
Simpanan dari bank lain	68.691	69.732	Deposits from other banks
Jumlah	**45.367.868**	**43.930.669**	**Total**

a. Giro terdiri dari:

a. Demand deposits consist of:

	2025	2024	
Pihak berelasi (Catatan 47)			Related parties (Note 47)
Rupiah	1.014.419	849.850	Rupiah
Mata uang asing (Catatan 48)	1.428.966	3.199.730	Foreign currencies (Note 48)
Jumlah	2.443.385	4.049.580	Total
Pihak ketiga			Third parties
Rupiah	11.888.824	9.800.983	Rupiah
Mata uang asing (Catatan 48)	1.867.359	3.765.308	Foreign currencies (Note 48)
Jumlah	13.756.183	13.566.291	Total
Jumlah	**16.199.568**	**17.615.871**	**Total**

Suku bunga per tahun giro adalah sebagai berikut:

Average interest rates per annum on demand deposits follows:

	2025	2024	
Rupiah	0,00% - 7,50%	0,00% - 5,00%	Rupiah
Mata uang asing	0,00% - 2,25%	0,00% - 2,50%	Foreign currencies

b. Tabungan terdiri dari:

b. Savings deposits consist of:

	2025	2024	
Pihak berelasi (Catatan 47)			Related parties (Note 47)
Rupiah	144.054	102.155	Rupiah
Mata uang asing (Catatan 48)	1.012	2.444	Foreign currencies (Note 48)
Jumlah	145.066	104.599	Total
Pihak ketiga			Third parties
Rupiah	15.372.054	13.713.786	Rupiah
Mata uang asing (Catatan 48)	6.201	3.667	Foreign currencies (Note 48)
Jumlah	15.378.255	13.717.453	Total
Jumlah	**15.523.321**	**13.822.052**	**Total**

Suku bunga per tahun tabungan adalah sebagai berikut:

Average interest rates per annum on current account follows:

	2025	2024	
Rupiah	0,00% - 6,00%	0,00% - 5,00%	Rupiah
Mata uang asing	0,00% - 0,05%	0,00% - 0,50%	Foreign currencies

Saldo tabungan yang diblokir dan dijadikan jaminan bank garansi pada tanggal 31 Desember 2025 dan 2024 masing-masing adalah sebesar Rp3.623 dan Rpnihil (Catatan 11 dan 53).

Total time deposits which were blocked and used as collateral for bank guarantees as at December 31, 2025 and 2024, amounted to Rp3.623 and Rpnil, respectively (Notes 11 and 53).

c. Deposito berjangka terdiri dari:

c. Time deposits consist of:

	2025	2024	
Pihak berelasi (Catatan 50)			Related parties (Note 50)
Rupiah	3.880.505	4.182.559	Rupiah
Mata uang asing (Catatan 51)	281.992	85.754	Foreign currencies (Note 51)
Jumlah	4.162.497	4.268.313	Total
Pihak ketiga			Third parties
Rupiah	8.966.175	7.716.882	Rupiah
Mata uang asing (Catatan 51)	447.616	437.819	Foreign currencies (Note 51)
Jumlah	9.413.791	8.154.701	Total
Jumlah	**13.576.288**	**12.423.014**	**Total**

Saldo deposito berjangka yang diblokir dan dijadikan jaminan kredit, *letters of credit* dan bank garansi pada tanggal 31 Desember 2025 dan 2024 masing-masing adalah sebesar Rp932.094 dan Rp1.064.556 (Catatan 11 dan 53).

Total time deposits which were blocked and used as collateral for loans, letters of credit, and bank guarantees as at December 31, 2025 and 2024, amounted to Rp932,094 and Rp1,064,556, respectively (Notes 11 and 53).

Suku bunga per tahun deposito berjangka adalah sebagai berikut:

Interest rates per annum on time deposits follows:

	2025	2024	
Rupiah	0,10% - 6,5%	0,00% - 6,75%	Rupiah
Mata uang asing	0,00% - 4,50%	0,00% - 4,50%	Foreign currencies

d. Simpanan dari bank lain terdiri dari giro dari bank lain pihak ketiga sebagai berikut:

d. Deposits from other banks consist of current accounts from other third-party banks as follows:

	2025	2024	
Rupiah	68.691	69.732	Rupiah

Suku bunga per tahun giro dari bank lain adalah sebagai berikut:

Interest rate per annum on demand deposits from other banks follows:

	2025	2024	
Rupiah	0,00% - 5,50%	0,20% - 4,75%	Rupiah

22. Efek-efek yang Dijual dengan Janji beli Kembali - Pihak Ketiga

22. Securities Sold under Agreement to Repurchased - Third Parties

Pada tanggal 31 Desember 2024, efek-efek yang dijual dengan janji beli kembali adalah sebagai berikut:

As at December 31, 2024, securities sold under agreement to repurchased are:

	31 Desember/*December 31, 2024*				
	Jenis/ *Type*	Jangka waktu/ *Term*	Tanggal jatuh tempo/ *Due Date*	Nilai bersih/ *Net value*	
Pihak Lawan					**Counterparty**
PT Bank Rakyat Indonesia (Persero) Tbk	FR0087	28 hari/days	9 Januari/ *January* 9, 2025	462.622	PT Bank Rakyat Indonesia (Persero) Tbk
PT Bank Rakyat Indonesia (Persero) Tbk	FR0087	28 hari/days	7 Januari/ *January* 7, 2025	184.965	PT Bank Rakyat Indonesia (Persero) Tbk
PT Bank Rakyat Indonesia (Persero) Tbk	FR0087	28 hari/days	6 Januari/ *January* 6, 2025	231.868	PT Bank Rakyat Indonesia (Persero) Tbk
Jumlah				**879.455**	**Total**

23. Liabilitas Kontrak Penjaminan dan Premi Diterima Dimuka

23. Guarantee Contract Liabilities and Premium Received in Advance

	2025	2024	
Liabilitas kontrak penjaminan	2.616.051	2.810.412	Re-guarantee contract liabilities
Premi diterima dimuka	80.164	68.580	Deferred premium income
Jumlah	**2.696.215**	**2.879.032**	**Total**

a. Liabilitas Kontrak Penjaminan

a. Re-guarantee Contract Liabilities

	2025	2024	
Imbal jasa penjaminan-bersih	2.493.091	2.712.933	Guarantee fee - net
Komisi imbal jasa penjaminan kembali-bersih	122.960	144.213	Commission from re-guarantee fee - net
Jumlah	**2.616.051**	**2.857.146**	**Total**

b. Premi Diterima Dimuka

Akun ini merupakan premi yang diterima dimuka oleh ASM dan ASI, entitas anak, sehubungan dengan penerbitan polis asuransi dengan jangka waktu pertanggungan lebih dari 1 (satu) tahun.

Rincian premi diterima dimuka berdasarkan jenis asuransi adalah sebagai berikut:

b. Deferred Premium Income

This account represents premiums received in advance by ASM and ASI, subsidiaries, in relation to insurance policies issued with coverage period of more than one (1) year.

Deferred premium income by type of insurance are as follows:

	2025	2024	
Kecelakaan diri	(59.144)	44.170	Personal accident
Kebakaran	396.215	7.285	Fire
Kendaraan bermotor	286.194	5.661	Motor Vehicles
Rekayasa		5.596	Engineering
Aneka	(545.832)	3.684	Various
Kesehatan		2.060	Health
Pengangkutan	2.731	124	Marine Cargo
Jumlah	**80.164**	**68.580**	**Total**

24. Utang Transaksi Efek

24. Securities Transaction Payables

	2025	2024	
Pihak ketiga			Third parties
Utang kepada nasabah	484.893	9.888	Payable to customers
Utang komisi	17.355	8.125	Commission payable
Utang kepada PT Kliring Penjaminan Efek Indonesia	-	71.675	Payable to PT Kliring Penjaminan Efek Indonesia
Jumlah	**502.248**	**89.688**	**Total**

25. Utang Pajak

25. Taxes Payable

	2025	2024	
Pajak penghasilan			Income taxes
Pasal 4 (2)	28.541	26.847	Article 4 (2)
Pasal 29 (Catatan 45)	44.443	24.100	Article 29 (Note 45)
Pasal 21	8.038	36.074	Article 21
Pasal 25	6.792	99.249	Article 25
Pasal 23 dan 26	6.214	6.247	Article 23 and 26
Pajak Pertambahan Nilai	12.870	10.712	Value Added Tax
Jumlah	**106.898**	**203.229**	**Total**

26. Beban Akrual / 26. Accrued Expenses

	2025	2024	
Bunga	91.607	110.789	Interest
Lain-lain	319.919	196.471	Others
Jumlah	**411.526**	**307.260**	**Total**

Lain-lain meliputi biaya-biaya operasional yang masih harus dibayar.

Others represent accruals of certain operating expenses.

27. Surat Berharga yang Diterbitkan / 27. Securities Issued

	2025	2024	
Obligasi	9.031.359	9.476.650	Bonds
Biaya transaksi yang belum diamortisasi	(1.504)	(40.360)	Unamortized issuance cost
Jumlah	**9.029.855**	**9.436.290**	**Total**

Obligasi / Bonds

Perusahaan

Pada tanggal 31 Agustus 2020. Perusahaan memperoleh Pernyataan Efektif dari Kepala Eksekutif Pengawas Pasar Modal Otoritas Jasa Keuangan (OJK) melalui Suratnya No. S-236/D.04/2020 untuk melaksanakan Penawaran Umum Berkelanjutan I Obligasi Sinar Mas Multiartha Tahun 2020 dengan jumlah pokok obligasi sebanyak-banyaknya Rp1.000.000 PT Bank KB Indonesia Tbk bertindak sebagai wali amanat.

a. Penarikan Tahap I Tahun 2020 sebesar Rp125.000 diterbitkan dalam 3 seri penarikan yaitu:
   1. Obligasi Seri A sebesar Rp55.000 pada tanggal 8 September 2020 dan jatuh tempo 13 September 2021 dengan tingkat bunga tetap sebesar 8,00% per tahun yang terhutang setiap triwulan (Pada tahun 2021, Perusahaan telah melunasi Obligasi tersebut).
   2. Obligasi Seri B sebesar Rp55.000 pada tanggal 8 September 2020 dan jatuh tempo 8 September 2022 dengan tingkat bunga tetap sebesar 8,50% per tahun yang terhutang setiap triwulan (Pada tahun 2022, Perusahaan telah melunasi Obligasi tersebut).

The Company

On August 31, 2020, the Company obtained an Effective Statement from the Chief Executive of the Capital Market Supervision of the Financial Services Authority (OJK) through his letter No. S-236/D.04/2020 for Public Offering of Sinar Mas Multiartha Continuing Bond I Year 2020 with a maximum principal amount of bonds a maximum of Rp1,000,000. PT Bank KB Indonesia Tbk act as trustee.

a. The Phase I Year 2020 withdrawal amounting to Rp125,000 is issued in 3 series as follows:
   1. Series A Bonds amounting to Rp55,000 on September 8, 2020 and mature on September 13, 2021 with fixed interest rate of 8.00% per annum which is payable on a quarterly basis (the Company has repaid the Bonds in 2021).
   2. Series B Bonds amounting to Rp55,000 on September 8, 2020 and mature on September 8, 2022 with fixed interest rate of 8.50% per annum which is payable on a quarterly basis (the Company has repaid the Bonds in 2022).

3. Obligasi Seri C sebesar Rp15.000 pada tanggal 8 September 2020 dan jatuh tempo 8 September 2023 dengan tingkat bunga tetap sebesar 9,00% per tahun yang terhutang setiap triwulan (Pada tahun 2023, Perusahaan telah melunasi Obligasi tersebut).

b. Pada tanggal 2 Oktober 2020, sesuai dengan Akta No. 3 dari Aulia Taufani, S.H., notaris di Jakarta, Perusahaan menerbitkan Obligasi Berkelanjutan I Sinar Mas Multiartha Tahap II Tahun 2020.

Penarikan Tahap II Tahun 2020 sebesar Rp875.000 diterbitkan dalam 2 seri penarikan yaitu:

1. Obligasi Seri A sebesar Rp1.000 pada tanggal 11 November 2020 dan jatuh tempo 11 November 2023 dengan tingkat bunga tetap sebesar 9,00% per tahun yang terhutang setiap triwulan (Pada tahun 2023, Perusahaan telah melunasi Obligasi tersebut).
2. Obligasi Seri B sebesar Rp874.000 pada tanggal 11 November 2020 dan jatuh tempo 11 November 2025 dengan tingkat bunga tetap sebesar 10,25% per tahun yang terhutang setiap triwulan. (Pada tahun 2025, Perusahaan telah melunasi Obligasi tersebut).

c. Pada tanggal 27 Agustus 2021, Perusahaan memperoleh Pernyataan Efektif dari Kepala Eksekutif Pengawas Pasar Modal Otoritas Jasa Keuangan (OJK) melalui suratnya No. S-146/D.04/2021 untuk melaksanakan Penawaran Umum Berkelanjutan II Obligasi Sinar Mas Multiartha Tahun 2021 dengan jumlah pokok obligasi sebanyak-banyaknya Rp5.000.000. Dimana PT Bank Bukopin Tbk bertindak sebagai wali amanat.

Penarikan Tahap I Tahun 2021 sebesar Rp705.700 diterbitkan dalam 3 seri dengan ketentuan sebagai berikut :

1. Obligasi Seri A sebesar Rp507.000 pada tanggal 7 September 2021 dan jatuh tempo 17 September 2022 dengan tingkat bunga tetap sebesar 6,75% per tahun yang terhutang setiap triwulan (Pada tahun 2022, Perusahaan telah melunasi Obligasi tersebut).

3. Series C Bonds amounting to Rp15,000 on September 8, 2020 and mature on September 8, 2023 with fixed interest rate of 9.00% per annum which is payable on a quarterly basis (the Company has repaid the Bonds in 2023).

b. On October 2, 2020, based on Notarial Deed No. 3 of Aulia Taufani, S.H., notary in Jakarta, the Company issued Sinar Mas Multiartha Continuing Bond I Phase II Year 2020.

The Phase II Year 2020 withdrawal amounting to Rp875,000 is issued in 2 series as follows:

1. Series A Bonds amounting to Rp1,000 on November 11, 2020 and matures on November 11, 2023 with fixed interest rate of 9.00% per annum which is payable on a quarterly basis (the Company has repaid the Bonds in 2023).
2. Series B Bonds amounting to Rp874,000 on November 11, 2020 and matures on November 11, 2025 with fixed interest rate of 10.25% per annum which is payable on a quarterly basis. (the Company has repaid the Bonds in 2025)

c. On August 27, 2021, the Company obtained an Effective Statement from the Chairman of the Capital Market Supervision of the Financial Services Authority in his Letter No. S-146/D.04/2021 to carry out the Public Offering of Sinar Mas Multiartha Continuing Bond II Year 2021 with maximum principal amount of Rp5,000,000. PT Bank Bukopin Tbk acted as the trustee.

The Phase I Year 2021 withdrawal amounting to Rp705,700 is issued in 3 series as follows:

1. Series A Bonds amounting to Rp507,000 on September 7, 2021 and matures on September 17, 2022 with fixed interest rate 6.75% per annum which is payable on a quarterly basis (the Company has repaid the Bonds in 2022).

2. Obligasi Seri B sebesar Rp79.700 pada tanggal 7 September 2021 dan jatuh tempo 7 September 2023 dengan tingkat bunga tetap sebesar 8,00% per tahun yang terhutang setiap triwulan (Pada tahun 2023, Perusahaan telah melunasi Obligasi tersebut).
3. Obligasi Seri C sebesar Rp119.000 pada tanggal 7 September 2021 dan jatuh tempo 7 September 2024 dengan tingkat bunga tetap sebesar 8,75% per tahun yang terhutang setiap triwulan (Pada tahun 2024, Perusahaan telah melunasi Obligasi tersebut).

Berdasarkan Surat PT Kredit Rating Indonesia No. RC-006/KRI-DIR/VI/2021 tanggal 2 Juni 2021, Obligasi Berkelanjutan II Sinar Mas Multiartha Tahun 2021 Perusahaan memperoleh peringkat irAA (*Double A*).

Pada tanggal 2 Agustus 2022, sesuai dengan Akta No. 3 dari Aulia Taufani, S.H., notaris di Jakarta, Perusahaan menerbitkan Obligasi Berkelanjutan II Sinar Mas Multiartha Tahap II Tahun 2022.

Penarikan Tahap II Tahun 2022 sebesar Rp1.849.581 yang diterbitkan dalam 4 seri dengan ketentuan sebagai berikut:

a. Obligasi Seri A sebesar Rp429.350 pada tanggal 26 Agustus 2022 dan jatuh tempo 6 September 2023 dengan tingkat bunga tetap sebesar 6,75% per tahun yang terhutang setiap triwulan (Pada tahun 2023, Perusahaan telah melunasi Obligasi tersebut).
b. Obligasi Seri B sebesar Rp13.100 pada tanggal 26 Agustus 2022 dan jatuh tempo 26 Agustus 2024 dengan tingkat bunga tetap sebesar 8,00% per tahun yang terhutang setiap triwulan (Pada tahun 2024, Perusahaan telah melunasi Obligasi tersebut).
c. Obligasi Seri C sebesar Rp305.131 pada tanggal 26 Agustus 2022 dan jatuh tempo 26 Agustus 2025 dengan tingkat bunga tetap sebesar 9,00% per tahun yang terhutang setiap triwulan. (Pada tahun 2025, Perusahaan telah melunasi Obligasi tersebut).

2. Series B Bonds amounting to Rp79,700 on September 7, 2021 and matures on September 7, 2023 with fixed interest rate 8.00% per annum which is payable on a quarterly basis (the Company has repaid the Bonds in 2023).

3. Series C Bonds amounting to Rp119,000 on September 7, 2021 and matures on September 7, 2024 with fixed interest rate 8.75% per annum which is payable on a quarterly basis (the Company has repaid the Bonds in 2024).

Based on the letter of PT Kredit Rating Indonesia No. RC-006/KRI-DIR/VI/2021 dated June 2, 2021, the Company's Sinar Mas Multiartha Continuing Bonds II Year 2021 received an irAA (Double A) rating.

On August 2, 2022, according to Deed No. 3 from Aulia Taufani, S.H., notary in Jakarta, the Company issued Sinar Mas Multiartha Continuing Bonds II Phase II Year 2022.

The Phase II Year 2022 withdrawal amounting to Rp1,849,581 is issued in 4 series with the following conditions:

a. Series A Bonds amounting to Rp429,350 on August 26, 2022 and due September 6, 2023 with a fixed interest rate of 6.75% per annum which is payable on a quarterly basis (the Company has repaid the Bonds in 2023).

b. Series B Bonds amounting to Rp13,100 on August 26, 2022 and due on August 26, 2024 with a fixed interest rate of 8.00% per annum which is payable on a quarterly basis (the Company has repaid the Bonds in 2024).

c. Series C Bonds amounting to Rp305,131 on August 26, 2022 and maturity on August 26, 2025 with a fixed interest rate of 9.00% per annum which is payable on a quarterly basis. (the Company has repaid the Bonds in 2025).

d. Obligasi Seri D sebesar Rp1.102.000 pada tanggal 26 Agustus 2022 dan jatuh tempo 26 Agustus 2027 dengan tingkat bunga tetap sebesar 9,75% per tahun yang terhutang setiap triwulan.

Berdasarkan surat PT Kredit Rating Indonesia No. RTG-001/KRI-DIR/VII/2022 tanggal 14 Juli 2022 yang juga merupakan bagian dari surat No. RC-004/KRI-DIR/VI/2022 tanggal 24 Juni 2022, Obligasi Berkelanjutan II Sinar Mas Multiartha Tahun 2022 Perusahaan memperoleh peringkat irAA (*Double A*).

Pada tanggal 16 September 2022, sesuai dengan Akta No. 29 dari Aulia Taufani, S.H., notaris di Jakarta, Perusahaan menerbitkan Obligasi Berkelanjutan II Sinar Mas Multiartha Tahap III Tahun 2022.

Penarikan Tahap III Tahun 2022 sebesar Rp1.660.000 yang diterbitkan dalam 2 seri dengan ketentuan sebagai berikut:

a. Obligasi Seri A sebesar Rp580.000 pada tanggal 4 Oktober 2022 dan jatuh tempo 4 Oktober 2027 dengan tingkat bunga tetap sebesar 9,75% per tahun yang terhutang setiap triwulan.
b. Obligasi Seri B sebesar Rp1.080.000 pada tanggal 4 Oktober 2022 dan jatuh tempo 4 Oktober 2032 dengan tingkat bunga tetap sebesar 10,50% per tahun yang terhutang setiap triwulan.

Berdasarkan surat PT Kredit Rating Indonesia No. RTG-001/KRI-DIR/IX/2022 tanggal 8 September 2022 yang juga merupakan bagian dari surat No. RC-004/KRI-DIR/VI/2022 tanggal 24 Juni 2022, Obligasi Berkelanjutan II Sinar Mas Multiartha Tahun 2021 Perusahaan memperoleh peringkat irAA (*Double A*).

Pada tanggal 15 Februari 2023, sesuai dengan Akta No. 29 dari Aulia Taufani, S.H., notaris di Jakarta, Perusahaan menerbitkan Obligasi Berkelanjutan II Sinar Mas Multiartha Tahap IV Tahun 2023.

Penarikan Tahap IV Tahun 2023 sebesar Rp784.719 yang diterbitkan pada tanggal 7 Maret 2023 dan jatuh tempo 7 Maret 2033 dengan tingkat bunga tetap sebesar 10,50% per tahun yang terhutang setiap triwulan.

d. Series D Bonds amounting to Rp1,102,000 on August 26, 2022 and matures
August 26, 2027 with a fixed interest rate of 9.75% per annum which is payable on a quarterly basis.

Based on PT Kredit Rating Indonesia's letter No. RTG-001/KRI-DIR/VII/2022 dated July 14, 2022 which is also part of letter No. RC-004/KRI-DIR/VI/2022 dated June 24, 2022, the Company's Sinar Mas Multiartha Continuing Bonds II Year 2022 received an irAA (Double A) rating.

On September 16, 2022, according to Deed No. 29 of Aulia Taufani, S.H., notary in Jakarta, the Company issued Sinar Mas Multiartha Continuing Bonds II Phase III Year 2022.

The Phase III Year 2022 withdrawal amounting to Rp1,660,000 is issued in 2 series with the following conditions:

a. Series A Bonds amounting to Rp580,000 on October 4, 2022 and falls due on October 4, 2027 with a fixed interest rate of 9.75% per annum which is payable on a quarter basis.

b. Series B Bonds amounting to Rp1,080,000 on October 4, 2022 and falls due on October 4, 2032 with a fixed interest rate of 10.50%% per annum which is payable on a quarter basis.

Based on PT Kredit Rating Indonesia's letter No. RTG-001/KRI-DIR/IX/2022 dated September 8, 2022 which is also part of letter No. RC-004/KRI-DIR/VI/2022 dated June 24, 2022, Sinar Mas Multiartha Continuing Bonds II Year 2021 received an irAA (Double A) rating.

On February 15, 2023, according to Deed No. 29 of Aulia Taufani, S.H., notary in Jakarta, the Company issued Sinar Mas Multiartha Continuing Bonds II Phase IV Year 2023.

The Phase IV Year 2023 withdrawal amounting to Rp784,719 which was issued on March 7, 2023 and mature on March 7, 2033 with a fixed interest rate of 10.50% per annum which is payable on a quarter's basis.

Berdasarkan Surat PT Kredit Rating Indonesia No. RTG-001/KRI-DIR/I/2023 tanggal 25 Januari 2023 yang juga merupakan bagian dari surat No. RC-004/KRI-DIR/VI/2022 tanggal 24 Juni 2022, Obligasi Berkelanjutan II Sinar Mas Multiartha Tahun 2021 Perusahaan memperoleh peringkat irAA *(Double A)*.

Based on PT Kredit Rating Indonesia's letter No. RTG-001/KRI-DIR/I/2023 dated January 25, 2023 which is also part of letter No. RC-004/KRI-DIR/VI/2022 dated June 24, 2022, the Company's Sinar Mas Multiartha Continuing Bonds II Year 2021 received an irAA (Double A) rating.

Pada tanggal 26 Maret 2024, sesuai dengan Akta No. 39 dari Aulia Taufani, S.H., notaris di Jakarta, Perusahaan menerbitkan Obligasi Berkelanjutan III Sinar Mas Multiartha Tahap I Tahun 2024.

On March 26, 2024, according to Deed No. 39 of Aulia Taufani, S.H., notary in Jakarta, the Company issued Sinar Mas Multiartha Continuing Bonds III Phase I Year 2024.

a. Penarikan Tahap I Tahun 2024 sebesar Rp1.500.000 yang diterbitkan pada tanggal 5 April 2024 dan jatuh tempo 5 April 2029 dengan tingkat bunga tetap sebesar 10,00% per tahun yang terhutang setiap triwulan.

   Berdasarkan Surat PT Kredit Rating Indonesia No. RC-001/KRI-DIR/I/2024 tanggal 2 Januari 2024, Obligasi Berkelanjutan III Sinar Mas Multiartha Tahap I Tahun 2024 Perusahaan memperoleh peringkat irAA *(Double A)*.

a. The Phase I Year 2024 withdrawal amounting to Rp1,500,000 which was issued on April 5, 2024 and mature on April 5, 2029 with a fixed interest rate of 10.00% per annum which is payable on a quarter's basis.

   Based on PT Kredit Rating Indonesia's letter No. RC-001/KRI-DIR/I/2024 dated January 2, 2024, the Company's Sinar Mas Multiartha Continuing Bonds III Phase I Year 2024 received an irAA (Double A) rating.

   Pada tanggal 2 Agustus 2022, sesuai dengan Akta No. 3 dari Aulia Taufani, S.H., notaris di Jakarta, Perusahaan menerbitkan Obligasi Berkelanjutan III Sinar Mas Multiartha Tahap II Tahun 2025.

   On August 2, 2022, according to Deed No. 3 of Aulia Taufani, S.H., notary in Jakarta, the Company issued Sinar Mas Multiartha Continuing Bonds III Phase II Year 2025.

   Penarikan Tahap II Tahun 2025 sebesar Rp800.000 yang diterbitkan dalam 3 seri dengan ketentuan sebagai berikut:
   a. Obligasi Seri A sebesar 100.000 pada tanggal 17 Januari 2025 dan jatuh tempo 27 Januari 2026 dengan tingkat bunga tetap sebesar 7,00% per tahun yang terhutang setiap triwulan (Pada tahun 2026, Perusahaan telah melunasi Obligasi tersebut).
   b. Obligasi Seri B sebesar Rp500.000 pada tanggal 17 Januari 2025 dan jatuh tempo 17 Januari 2028 dengan tingkat bunga tetap sebesar 8,25% per tahun yang terhutang setiap triwulan.
   c. Obligasi Seri C sebesar Rp200.000 pada tanggal 17 Januari 2025 dan jatuh tempo 17 Januari 2030 dengan tingkat bunga tetap sebesar 9,00% per tahun yang terhutang setiap triwulan.

   The Phase II Year 2025 withdrawal amounting to Rp800,000 is issued in 3 series with the following conditions:
   a. Series A Bonds amounting to Rp100,000 on January 17, 2025 and mature on January 27, 2026 with a fixed interest rate of 7.00% per annum which is payable on a quarter basis (the Company has repaid the Bonds in 2026).
   b. Series B Bonds amounting to Rp500,000 on January 17, 2025 and mature on January 17, 2028 with a fixed interest rate of 8.25% per annum which is payable on a quarter basis.
   c. Series C Bonds amounting to Rp200,000 on January 17, 2025 and mature on January 17, 2030 with a fixed interest rate of 9.00% per annum which is payable on a quarter basis.

   Berdasarkan surat PT Kredit Rating Indonesia No. RTG-001/KRI-DIR/XII/2024 tanggal 16 Desember 2024 yang juga merupakan bagian dari surat No. RC-004/KRI-DIR/XII/2024 tanggal 16 Desember 2024, Obligasi Berkelanjutan III Sinar Mas Multiartha Tahap II Tahun 2025 Perusahaan memperoleh peringkat irAA *(Double A)*.

   Based on PT Kredit Rating Indonesia's letter No. RTG-001/KRI-DIR/XII/2024 dated December 16, 2024 which is also part of letter No. RC-004/KRI-DIR/XII/2024 dated December 16, 2024, the Company's Sinar Mas Multiartha Continuing Bonds III Phase II Year 2025 received an irAA (Double A) rating.

Pada tanggal 31 Juli 2025, sesuai dengan Akta No. 42 dari Aulia Taufani, S.H., notaris di Jakarta, Perusahaan menerbitkan Obligasi Berkelanjutan III Sinar Mas Multiartha Tahap III Tahun 2025.

On July 31, 2025, according to Deed No. 42 of Aulia Taufani, S.H., notary in Jakarta, the Company issued Sinar Mas Multiartha Continuing Bonds III Phase III Year 2025.

Penarikan Tahap III Tahun 2025 sebesar Rp300.000 yang diterbitkan pada tanggal 21 Agustus 2025 dan akan jatuh tempo pada tanggal 21 Agustus 2030, dengan tingkat bunga tetap sebesar 8,50% per tahun yang dibayarkan setiap triwulan.

The Phase III drawdown in 2025 amounting to Rp300,000 was issued on August 21, 2025 and will mature on August 21, 2030, bearing a fixed interest rate of 8.50% per annum, payable quarterly.

Berdasarkan surat PT Kredit Rating Indonesia No. RTG-002/KRI-DIR/VI/2025 tanggal 24 Juni 2025, Obligasi Berkelanjutan III Sinar Mas Multiartha Tahap III Tahun 2025 Perusahaan memperoleh peringkat irAA (*Double A*).

Based on PT Kredit Rating Indonesia letter No. RTG-002/KRI-DIR/VI/2025 dated June 24, 2025, the Company's Sinar Mas Multiartha Continuing Bonds III Phase III Year 2025 received an irAA (Double A) rating.

Penarikan Tahap IV Tahun 2025 sebesar Rp1.050.000 yang diterbitkan pada tanggal 23 Oktober 2025 dan jatuh tempo 23 Oktober 2030 dengan tingkat bunga tetap sebesar 8,00% per tahun yang terhutang setiap triwulan.

The Phase IV Year 2025 withdrawal amounting to Rp1,050,000 which was issued on October 23, 2025 and mature on October 23, 2030 with a fixed interest rate of 8.00% per annum which is payable on a quarter basis.

Berdasarkan surat PT Kredit Rating Indonesia No. RTG-001/KRI-DIR/IX/2025 tanggal 16 September 2025 yang juga merupakan bagian dari surat No. RC-004/KRI-DIR/XII/2024 tanggal 16 Desember 2024, Obligasi Berkelanjutan III Sinar Mas Multiartha Tahun 2025 Perusahaan memperoleh peringkat irAA *(Double A)*.

Based on PT Kredit Rating Indonesia's letter No. RTG-001/KRI-DIR/IX/2025 dated September 16, 2025 which is also part of letter No. RC-004/KRI-DIR/XII/2024 dated December 16, 2024, the Company's Sinar Mas Multiartha Continuing Bonds III Year 2025 received an irAA (Double A) rating.

Seluruh obligasi Perusahaan dijual pada nilai nominal dan tercatat di Bursa Efek Indonesia. Dana yang diperoleh dari utang obligasi Perusahaan digunakan untuk modal kerja Perusahaan dan entitas anak, dan peningkatan pernyertaan saham pada entitas anak. Perusahaan tidak menyelenggarakan pencadangan dana untuk seluruh utang obligasi Perusahaan. Seluruh utang obligasi Perusahaan tidak dijamin.

All of the Company's bonds are sold at nominal value and are listed on the Indonesia Stock Exchange. Funds obtained from the Company's bonds issued are used for working capital of the Company and its subsidiaries, and for increasing equity participation in subsidiaries. The Company does not maintain a reserve fund for all of the Company's bonds issued. All of the Company's bonds issued are unsecured.

Utang obligasi Perusahaan mencakup persyaratan yang membatasi hak Perusahaan tanpa persetujuan tertulis dari wali amanat, tidak akan melakukan hal-hal seperti membuat pinjaman baru kepada kreditur lain dan/atau mengagunkan harta kekayaan Perusahaan kepada pihak lain yang mengakibatkan rasio keuangan sebagaimana diatur dalam Perjanjian Perwaliamanatan tidak dapat dipenuhi oleh Perusahaan dan sepanjang sehubungan dengan kegiatan usaha Perusahaan.

The Company's bonds payable include requirements that limit the Company's rights without written approval from the trustee, will not do things such as obtaining new loans to other creditors and/or pledging the Company's assets to other parties resulting in the financial ratios as stipulated in the Trustee Agreement not being fulfilled by the Company and insofar as it is related to the Company's business activities.

SMF

Pada tanggal 13 Januari 2020, sesuai dengan Akta No. 13 dari Leolin Jayayanti, SH., M.Kn, notaris di Jakarta, SMF menerbitkan Obligasi Berkelanjutan I Sinar Mas Multifinance Tahap IV Tahun 2020.

Penarikan Tahap IV Tahun 2020 sebesar Rp400.000 yang diterbitkan dalam 2 seri dengan ketentuan sebagai berikut:

1. Obligasi Seri A sebesar Rp150.000 pada tanggal 12 Februari 2020 dan jatuh tempo 12 Februari 2021 dengan tingkat bunga tetap sebesar 9,50% per tahun yang terhutang setiap triwulan (Pada tahun 2021, SMF telah melunasi Obligasi tersebut).
2. Obligasi Seri B sebesar Rp250.000 pada tanggal 12 Februari 2020 dan jatuh tempo 12 Februari 2023 dengan tingkat bunga tetap sebesar 10,50% per tahun yang terhutang setiap triwulan (Pada tahun 2023, SMF telah melunasi Obligasi tersebut).

Berdasarkan surat PT Kredit Rating Indonesia No. RTG-012/KRI-DIR/VI/2021 tanggal 14 Juni 2021, Obligasi Berkelanjutan II Sinar Mas Multifinance memperoleh peringkat irA+ (*Single A plus*).

b. Pada tanggal 13 Juli 2020 SMF memperoleh Pernyataan Efektif dari Kepala Eksekutif Pengawas Pasar Modal Otoritas Jasa Keuangan (OJK) melalui suratnya No. S-189/D.04/2020 untuk melaksanakan Penawaran Umum Berkelanjutan II Obligasi Sinar Mas Multifinance Tahun 2020 dengan jumlah pokok obligasi sebanyak-banyaknya Rp2.000.000. PT Bank KB Indonesia Tbk bertindak sebagai wali amanat.

   Obligasi ini dijamin dengan piutang SMF berupa piutang pembiayaan multiguna (Catatan 7) dan piutang pembiayaan modal kerja skema anjak piutang (Catatan 9).

   Penarikan Tahap I Tahun 2020 sebesar Rp708.300 yang diterbitkan dalam 2 seri dengan ketentuan sebagai berikut:

   1. Obligasi Seri A sebesar Rp207.300 pada tanggal 17 Juli 2020 dan jatuh tempo 17 Juli 2021 dengan tingkat bunga tetap sebesar 9,75% per tahun yang terhutang setiap triwulan (Pada tahun 2021, SMF telah melunasi Obligasi tersebut).
   2. Obligasi Seri B sebesar Rp501.000 pada tanggal 17 Juli 2020 dan jatuh tempo 17 Juli 2025 dengan tingkat bunga tetap sebesar 11,50% per tahun yang terhutang setiap triwulan.

SMF

On January 13, 2020, based on Deed No. 13 from Leolin Jayayanti, S.H., M.Kn, notary in Jakarta, SMF issued Sinar Mas Multifinance Continuing Bonds I Phase IV Year 2020.

The Phase IV Year 2020 withdrawal amounting to Rp400,000 is issued in 2 series with the following conditions:

1. Series A Bonds of Rp150,000 on February 12, 2020 and mature on February 12, 2021 with a fixed interest rate of 9.50% per annum which is payable on a quarterly basis (SMF has repaid the Bonds in 2021).
2. Series B Bonds amounting to Rp250,000 on February 12, 2020 and mature on February 12, 2023 with a fixed interest rate of 10.50% per annum which is payable on a quarterly basis (SMF has repaid the Bonds in 2023).

Based on PT Kredit Rating Indonesia's Letter No. RTG-012/KR-DIR/VI/2021, dated on June 14, 2021 Sinar Mas Multifinance Continuing Bond II received an irA+ (Single A plus).

b. On July 13, 2020, SMF obtained an Effective Statement from the Chairman of the Capital Market Financial Services Authority in his Letter No. S-189/D.04/2020 for Public Offering of Sinar Mas Multifinance Countinuing Bond II Year 2020 with maximum principal amount of Rp2,000,000. PT Bank KB Indonesia Tbk acted as the trustee.

   These bonds are secured by SMF's multipurpose financing receivables (Note 7) and working capital financing with factoring scheme receivables (Note 9).

   The Phase I Year 2020 withdrawal amounting to Rp708,300 is issued in 2 series with the following conditions:

   1. Series A Bonds amounting to Rp207,300 on July 17, 2020 and mature on July 17, 2021 with fixed interest rate of 9.75% per annum which is payable on a quarterly basis (SMF has repaid the Bonds in 2021).
   2. Series B Bonds amounting to Rp501,000 on July 17, 2020 and mature on July 17, 2025 with fixed interest rate of 11.50% per annum which is payable on a quarterly basis.

Penarikan Tahap II Tahun 2021 sebesar Rp732.500 yang diterbitkan dalam 3 seri dengan ketentuan sebagai berikut:

1. Obligasi Seri A sebesar Rp348.000 pada tanggal 11 Februari 2021 dan jatuh tempo 21 Februari 2022 dengan tingkat bunga tetap sebesar 9,75% per tahun yang terhutang setiap triwulan (Pada tahun 2022, SMF telah melunasi Obligasi tersebut).
2. Obligasi Seri B sebesar Rp333.500 pada tanggal 11 Februari 2021 dan jatuh tempo 11 Februari 2024 dengan tingkat bunga tetap sebesar 10,50% per tahun yang terhutang setiap triwulan (Pada tahun 2024, SMF telah melunasi Obligasi tersebut).
3. Obligasi Seri C sebesar Rp51.000 pada tanggal 11 Februari 2021 dan jatuh tempo 11 Februari 2026 dengan tingkat bunga tetap sebesar 11,50% per tahun yang terhutang setiap triwulan (Pada tahun 2026, SMF telah melunasi Obligasi tersebut).

The Phase II Year 2021 withdrawal amounting to Rp732,500 is issued in 3 series with the following conditions:

1. Series A Bonds amounting to Rp348,000 on February 11, 2021 and mature on February 21, 2022 with fixed interest rate of 9.75% per annum which is payable on a quarterly basis (SMF has repaid the Bonds in 2022).
2. Series B Bonds amounting to Rp333,500 on February 11, 2021 and mature on February 11, 2024 with fixed interest rate of 10.50% per annum which is payable on a quarterly basis (SMF has repaid the Bonds in 2024).
3. Series C Bonds amounting to Rp51,000 on February 11, 2021 and mature on February 11, 2026 with fixed interest rate of 11.50% per annum which is payable on a quarterly basis (SMF has repaid the Bonds in 2026).

Penarikan Tahap III Tahun 2022 sebesar Rp559.200 yang diterbitkan dalam 3 seri dengan ketentuan sebagai berikut:

1. Obligasi Seri A sebesar Rp317.700 pada tanggal 8 Februari 2022 dan jatuh tempo 18 Februari 2023 dengan tingkat bunga tetap sebesar 7,75% per tahun yang terhutang setiap triwulan (Pada tahun 2023, SMF telah melunasi Obligasi tersebut).
2. Obligasi Seri B sebesar Rp232.500 pada tanggal 8 Februari 2022 dan jatuh tempo 8 Februari 2025 dengan tingkat bunga tetap sebesar 9,00% per tahun yang terhutang setiap triwulan (Pada Februari 2025, SMF telah melunasi Obligasi tersebut).
3. Obligasi Seri C sebesar Rp9.000 pada tanggal 8 Februari 2022 dan jatuh tempo 8 Februari 2027 dengan tingkat bunga tetap sebesar 10,50% per tahun yang terhutang setiap triwulan.

The Phase III Year 2022 withdrawal amounting to Rp559,200 is issued in 3 series with the following conditions:

1. Series A Bonds amounting to Rp317,700 on February 8, 2022 and mature on February 18, 2023 with fixed interest rate of 7.75% per annum which is payable on a quarterly basis (SMF has repaid the Bonds in 2023).
2. Series B Bonds amounting to Rp232,500 on February 8, 2022 and mature on February 8, 2025 with fixed interest rate of 9.00% per annum which is payable on a quarterly basis (SMF has repaid the Bonds in February 2025).
3. Series C Bonds amounting to Rp9,000 on February 8, 2022 and mature on February 8, 2027 with fixed interest rate of 10.50% per annum which is payable on a quarterly basis.

Berdasarkan surat PT Fitch Ratings Indonesia No. 031/DIR/RATLTR/III/2022 tanggal 1 Maret 2022, Obligasi Berkelanjutan I Sinar Mas Multifinance memperoleh peringkat [Idn] BBB+ (*BBB plus*).

Based on PT Fitch Ratings Indonesia's Letter No. 031/DIR/RATLTR/III/2022, dated on March 1, 2022, Sinar Mas Multifinance Continuing Bond I received an [Idn] BBB+ (BBB plus) rating.

c. Pada tanggal 31 Januari 2023, SMF memperoleh Pernyataan Efektif dari Kepala Eksekutif Pengawas Pasar Modal Otoritas Jasa Keuangan (OJK) melalui suratnya No. S35/D.04/2023 untuk melaksanakan Penawaran Umum Berkelanjutan III Obligasi Sinar Mas Multifinance Tahun 2023 dengan jumlah pokok obligasi sebanyak-banyaknya Rp2.000.000. PT Bank KB Bukopin Tbk bertindak sebagai wali amanat.

Obligasi ini dijamin dengan piutang SMF berupa piutang pembiayaan multiguna (Catatan 7) dan piutang pembiayaan modal kerja (Catatan 9).

Penarikan Tahap I Tahun 2023 sebesar Rp1.000.000. yang diterbitkan dalam 3 seri dengan ketentuan sebagai berikut:

1. Obligasi Seri A sebesar Rp42.700 pada tanggal 7 Februari 2023 dan jatuh tempo 17 Juli 2024 dengan tingkat bunga tetap sebesar 7,50% per tahun yang terhutang setiap triwulan (Pada tahun 2024, SMF telah melunasi Obligasi tersebut).
2. Obligasi Seri B sebesar Rp851.850 pada tanggal 7 Februari 2023 dan jatuh tempo 7 Februari 2026 dengan tingkat bunga tetap sebesar 10,25% per tahun yang terhutang setiap triwulan.
3. Obligasi Seri C sebesar Rp105.450 pada tanggal 7 Februari 2023 dan jatuh tempo 7 Februari 2028 dengan tingkat bunga tetap sebesar 10,75% per tahun yang terhutang setiap triwulan.

Penarikan Tahap II Tahun 2023 sebesar Rp1.000.000 yang diterbitkan dalam 2 seri dengan ketentuan sebagai berikut:

1. Obligasi Seri A sebesar Rp575.000 pada tanggal 11 Oktober 2023 dan jatuh tempo 11 Oktober 2026 dengan tingkat bunga tetap sebesar 10,00% per tahun yang terhutang setiap triwulan.
2. Obligasi Seri B sebesar Rp425.000 pada tanggal 11 Oktober 2023 dan jatuh tempo 11 Oktober 2028 dengan tingkat bunga tetap sebesar 10,50% per tahun yang terhutang setiap triwulan.

c. On January 31, 2023, SMF obtained an Effective Statement from the Chairman of the Capital Market Supervision of the Financial Services Authority in his Letter No. S35/D.04/2023 for Public Offering of Sinar Mas Multifinance Continuing Bond III Year 2023 with maximum principal amount of Rp2,000,000. PT Bank KB Bukopin Tbk acted as the trustee.

These bonds are secured by SMF's multipurpose financing receivables (Note 7) and working capital financing (Note 9).

The Phase I Year 2023 withdrawal amounting to Rp1,000,000 is issued in 3 series with the following conditions:

1. Series A Bonds amounting to Rp42,700 on February 7, 2023 and mature on July 17, 2024 with fixed interest rate of 7.50% per annum which is payable on a quarterly basis (SMF has repaid the Bonds in 2024).
2. Series B Bonds amounting to Rp851,850 on February 7, 2023 and mature on February 7, 2026 with fixed interest rate of 10.25% per annum which is payable on a quarterly basis.
3. Series C Bonds amounting to Rp105,450 on February 7, 2023 and mature on February 7, 2028 with fixed interest rate of 10.75% per annum which is payable on a quarterly basis.

Withdrawal of Phase II Year 2023 amounting to Rp1,000,000 issued in 2 series with the following conditions:

1. Series A Bonds amounting to Rp575,000 on October 11, 2023 and mature on October, 2026 with fixed interest rate of 10.00% per annum which is payable on a quarterly basis.
2. Series B Bonds amounting to Rp425,000 on October 11, 2023 and mature on October, 2028 with fixed interest rate of 10.50% per annum which is payable on a quarterly basis.

Seluruh obligasi SMF dijual pada nilai nominal dan tercatat di Bursa Efek Indonesia. Dana yang diperoleh dari utang obligasi SMF digunakan untuk modal kerja, investasi dan multiguna. SMF tidak menyelenggarakan pencadangan dana untuk seluruh utang obligasi SMF. Seluruh utang obligasi SMF dijamin dengan piutang pembiayaan. Namun jika hasil pemeringkatan lebih rendah dari A- (*single A minus*), maka SMF wajib menyisihkan dana yang sama nilainya dengan bunga untuk satu periode (triwulan) yang ditempatkan dalam bentuk deposito pada bank yang ditentukan oleh Wali Amanat dan SMF paling lambat 14 (empat belas) Hari Kalender setelah keluarnya hasil pemeringkatan tersebut dan deposito tersebut diblokir oleh Wali Amanat.

All the SMF's bonds were sold at its nominal value and are listed at the Indonesian Stock Exchange. The proceeds of the SMF's bonds payable is used for working capital, investment and multipurposes. SMF is not required to put up a sinking fund for all the SMF's bonds payable. All of the Company's bonds payable are fiduciary secured by financing receivables. However, if the rating result is lower than A- (single A minus), then the SMF is required to set aside funds equal in value to interest for one period (quarterly) which is placed in the form of deposits at a bank determined by the Trustee and SMF no later than 14 (fourteen) Calendar Days after the issuance of the rating results and the deposit is blocked by the Trustee.

Berdasarkan surat PT Fitch Ratings Indonesia No. 10/DIR/RATLTR/II/2024 tanggal 1 Februari 2024, Obligasi Berkelanjutan I Sinar Mas Multifinance SMF memperoleh peringkat [Idn] BBB+ (BBB plus).

Based on letter No. 10/DIR/RATLTR/II/2024, dated on February 1, 2024 of PT Fitch Ratings Indonesia, SMF Bonds of Sinar Mas Multifinance Continuing Bond I ranked [Idn] BBB+ (BBB plus).

Berdasarkan surat PT Kredit Rating Indonesia No. RC-002/KRI-DIR/V/2024 tanggal 2 Mei 2024, Obligasi Berkelanjutan III Sinar Mas Multifinance dan Peringkat atas Perusahaan memperoleh peringkat irA+ (Single A plus).

Based on letter No. RC-002/KRI-DIR/V/2024, dated on May 2, 2024 of PT Kredit Rating Indonesia the Company's Sinar Mas Multifinance Continuing Bond III ranked irA+ (Single A plus).

Utang obligasi SMF mencakup persyaratan yang membatasi hak SMF tanpa persetujuan dari pemegang obligasi, antara lain melakukan penggabungan atau peleburan atau pengambilalihan perusahaan lain, mengubah kegiatan usaha, melakukan pembayaran kepada pemegang saham SMF jika SMF lalai dalam melakukan pembayaran jumlah terutang, memberikan pinjaman kepada pihak berelasi atau pihak ketiga kecuali dilakukan sebagaimana yang tercantum dalam Peraturan OJK No. 29/POJK.05/2014, mengalihkan/ menjaminkan harta SMF, mengurangi modal dasar dan/atau modal ditempatkan/disetor, melakukan pengeluaran obligasi atau instrumen lain yang sejenis. Disamping itu, SMF diwajibkan untuk memelihara rasio keuangan sebagai berikut:

The SMF's bonds payable include requirements that limit the SMF's rights without prior approval from Bondholders, among others conduct mergers or consolidation or acquisition with other companies, to changes business activity, payment to shareholders of SMF if SMF negligence in paying the amount owed, to provide loans to the affiliates or third parties except as stated in OJK's regulation No. 29/POJK.05/2014, transfer/ pledge the SMF's assets, to reduce capital stock and/or paid-up capital stock, issue bonds or other similar instruments. Besides, the SMF is required to maintain certain financial ratios as follows:

- Rasio lancar minimal 1 kali.
- Rasio utang terhadap ekuitas maksimal 10 kali.

- Current ratio equal to but not lower than 1 time.
- Debt to equity ratio not more than 10 times.

Pada tanggal 31 Desember 2025 dan 2024, rasio-rasio tersebut adalah sebagai berikut (tidak diaudit):

As at December 31, 2025 and 2024, the ratio follows (unaudited):

	2025	2024	
Rasio lancar	3,20	3,22	Current ratio
Rasio utang terhadap ekuitas	2,89	4,49	Debt to equity

Pada tanggal 31 Desember 2025 dan 2024, SMF telah memenuhi seluruh kewajiban yang dipersyaratkan dalam perjanjian utang obligasi.

As at December 31, 2025 and 2024, SMF has complied with all requirements as stated in the bonds payable agreements.

SMF dapat membeli kembali (*buy back*) atau menjual Obligasi baik seluruhnya maupun sebagian di pasar terbuka. Pembelian kembali dapat dilakukan setiap saat setelah 1 (satu) tahun setelah Tanggal Penjatahan sebagaimana disebutkan dalam Prospektus.

SMF can buy back or sell part or all of the Bonds issued in the market. Buyback can be made at any time after one (1) year, after the Date of Allotment as mentioned in the Prospectus.

BS

BS

Pada tanggal 29 Juni 2022, BS menerbitkan Obligasi Subordinasi Berkelanjutan I Bank Sinarmas Tahap I Tahun 2022 sebesar Rp500.000. Obligasi subordinasi ini berjangka waktu 5 tahun yang akan jatuh tempo pada tanggal 8 Juli 2027. Tingkat suku bunga sebesar 6,50% per tahun yang terhutang setiap triwulan.

On June 29, 2022, BS issued Bank Sinarmas Phase I Year 2022 Subordinated Sustainable Bonds I of Rp500,000. This subordinated bond has a term of 5 years and will mature on July 8, 2027. The interest rate is 6.50% per annum which is payable on a quarterly basis

Dana yang diperoleh dari hasil Penawaran Umum Berkelanjutan Obligasi Subordinasi Berkelanjutan I Bank Sinarmas Tahap I Tahun 2022 setelah dikurangi dengan biaya-biaya emisi terkait, seluruhnya akan dipergunakan oleh BS untuk memperkuat permodalan yang diperhitungkan sebagai modal pelengkap *(Tier 2)* dalam rangka mendukung rencana penyaluran kredit dengan tenor yang lebih panjang.

The funds obtained from the proceeds from the Public Offering of the Sustainable Subordinated Bonds I of Bank Sinarmas Phase I Year 2022 after deducting the related issuance costs, will all be used by BS to strengthen it's capital which is calculated as supplementary capital (Tier 2) in the context of support plans for extending loans with longer tenors.

Pada Desember 2022, BS telah menggunakan seluruh dana hasil Penawaran Umum Berkelanjutan Obligasi Subordinasi I untuk penyaluran kredit dengan tenor panjang.

In December 2022, BS has used all of the proceeds from the Public Offering of Subordinated Bonds I for long term lending.

PT BPD Jawa Barat dan Banten Tbk bertindak sebagi Wali Amanat.

PT BPD Jawa Barat dan Banten Tbk act as the Trustee.

BS wajib mengupayakan tingkat kesehatan Perusahaan minimal berada dalam peringkat komposit 3 (tiga) yang tergolong "Cukup Baik", sesuai penilaian internal berdasarkan ketentuan Otoritas Jasa Keuangan.

BS is required to strive for a minimum level of soundness of the Company in a composite rating of 3 (three) which is classified as "Fairly Good", according to internal assessment based on the provisions of the Financial Services Authority.

Berdasarkan Surat PT Kredit Rating Indonesia No. RC-003/KRI-DIR/III/2023 tanggal 24 Maret 2023, Obligasi Subordinasi Berkelanjutan I Bank Sinarmas Tahap I Tahun 2022 memperoleh peringkat irA+ (*Single A Plus*) untuk periode 24 Maret 2023 sampai dengan 1 April 2024.

Based on PT Kredit Rating Indonesia Letter No. RC-003/KRI-DIR//III/2023 dated March 24, 2023, Bank Sinarmas Subordinated Bonds I Phase I Year 2022 received an irA+ (Single A Plus) rating for the period March 24, 2023 to April 1, 2024.

28. Pinjaman yang Diterima

Pada tanggal 31 Desember 2025 dan 2024, pinjaman yang diterima merupakan fasilitas kredit yang diterima oleh SMF dan ABSM yang diperoleh dari:

28. Loans Received

As at December 31, 2025 and 2024, the loans received are credit facilities received by SMF and ABSM obtained from:

	2025	2024	
Pihak ketiga			**Third parties**
PT Bank KB Indonesia Tbk	1.361.300	-	PT Bank KB Indonesia Tbk
PT Bank China Construction Bank Tbk	500.000	-	PT Bank China Construction Bank Tbk
PT Bank Mega Tbk	129.861	272.083	PT Bank Mega Tbk
PT Bank Sahabat Sampoerna Tbk	123.446	162.637	PT Bank Sahabat Sampoerna Tbk
PT Bank Danamon Indonesia Tbk	100.000	109.722	PT Bank Danamon Indonesia Tbk
PT Bank Ganesha Tbk	100.000	80.000	PT Bank Ganesha Tbk
PT Bank Victoria International Tbk	94.004	115.000	PT Bank Victoria International Tbk
PT Bank Ina Perdana Tbk	43.859		PT Bank Ina Perdana Tbk
PT Bank Central Asia Tbk	33.333	133.333	PT Bank Central Asia Tbk
PT Bank J Trust Indonesia Tbk	13.566	48.032	PT Bank J Trust Indonesia Tbk
PT Bank Amar Indonesia Tbk	12.831	20.760	PT Bank Amar Indonesia Tbk
PT Bank Capital Indonesia Tbk	-	200.000	PT Bank Capital Indonesia Tbk
PT Bank Pan Indonesia Tbk	-	66.667	PT Bank Pan Indonesia Tbk
PT Bank Mayapada International Tbk	-	50.000	PT Bank Mayapada International Tbk
PT Bank Neo Commerce Tbk	-	2.778	PT Bank Neo Commerce Tbk
Jumlah	2.512.200	1.261.012	Total
Biaya transaksi yang belum diamortisasi	(2.228)	(3.660)	Unamortized transaction cost.
Jumlah	**2.509.972**	**1.257.352**	**Total**
Suku bunga pertahun	5,5% - 11,00%	3,75% - 11,00%	Interest rate per annum

PT Bank KB Indonesia Tbk

Pada tahun 2025, Perusahaan memperoleh 2 (dua) fasilitas pinjaman dari PT Bank KB Indonesia untuk keperluan modal kerja.

1. Fasilitas pertama diperoleh berdasarkan Akta No. 117 tanggal 25 Juni 2025 dan surat persetujuan kredit No. 14627/CLB I/VI/2025, berupa *term loan (revolving)* dengan plafon sebesar Rp850.000. Fasilitas ini dikenakan suku bunga tetap sebesar 6,825% sampai dengan tanggal pelunasan, serta biaya provisi 3,7% dan biaya administrasi 0,2% yang dibayarkan di muka. Pada tanggal 31 Desember 2025, Perseroan telah melakukan pelunasan sebagian sebesar Rp150.000, sehingga saldo pinjaman menjadi Rp700.000.

2. Fasilitas kedua diperoleh berdasarkan Akta No. 30 tanggal 25 Juli 2025 dan surat persetujuan kredit No. 17464/CLB I/VII/2025, berupa *term loan (revolving)* dengan plafon sebesar Rp700.000, yang telah digunakan seluruhnya. Fasilitas ini dikenakan suku bunga tetap sebesar 6,825%, serta *upfront fee* 0,85% dan biaya administrasi 0,1% yang dibayarkan di muka.

PT Bank KB Indonesia Tbk

In 2025, the Company obtained 2 (two) loan facilities from PT Bank KB Indonesia for general corporate purposes.

1. The first facility was obtained based on Deed No. 117 dated June 25, 2025 and credit approval letter No. 14627/CLB I/VI/2025, in the form of a revolving term loan facility with a maximum amount of Rp850,000. This facility bears a fixed interest rate of 6.825% until full settlement, and is subject to a 3.7% provision fee and 0.2% administrative fee, both paid upfront. As of December 31, 2025, the Company had made a partial repayment of Rp150,000, resulting in an outstanding balance of Rp700,000.

2. The second facility was obtained based on Deed No. 30 dated July 25, 2025 and credit approval letter No. 17464/CLB I/VII/2025, in the form of a revolving term loan facility with a maximum amount of Rp700,000, which had been fully utilized. This facility bears a fixed interest rate of 6.825%, and is subject to an upfront fee of 0.85% and an administrative fee of 0.1%, both paid upfront.

Kedua fasilitas tersebut merupakan clean loan dan bersifat *uncommitted*. Pembayaran pokok dilakukan secara *bullet payment* pada saat jatuh tempo, sedangkan bunga dibayarkan setiap bulan. Fasilitas ini akan jatuh tempo pada 25 Juni 2035. Berdasarkan perjanjian pinjaman, Perseroan wajib menjaga rasio keuangan tertentu dan memenuhi kewajiban administratif lainnya sebagaimana diatur dalam perjanjian pinjaman. Pinjaman tersebut dicatat sebagai bank *loan payable*.

PT Bank Mega Tbk (Bank Mega)

a. Fasilitas kredit yang diterima SMF adalah sebagai berikut:
   1. Pada tanggal 9 Maret 2017, SMF memperoleh fasilitas kredit modal kerja dalam bentuk *Demand Loan* dari Bank Mega, dengan jumlah fasilitas maksimum sebesar Rp125.000 dan bersifat *revolving*. Fasilitas ini memiliki jangka waktu 12 bulan. Pada tahun 2018, fasilitas ini ditingkatkan menjadi Rp526.000 dan pada tahun 2019, fasilitas ini ditingkatkan lagi menjadi Rp800.000. Pada tahun 2023, fasilitas ini diturunkan menjadi Rp200.000 dan akan jatuh tempo tanggal 9 Maret 2024. Fasilitas ini sudah dilunasi oleh SMF dan fasilitas telah berakhir.
   2. Pada tanggal 29 Desember 2020, SMF memperoleh fasilitas Pinjaman Tetap II dengan jumlah maksimum fasilitas sebesar Rp250.000. Fasilitas ini akan jatuh tempo dalam 29 Maret 2024. Pada tanggal 25 Februari 2024, fasilitas ini sudah dilunasi oleh SMF dan fasilitas telah berakhir.
   3. Pada tanggal 9 Maret 2021, SMF memperoleh fasilitas Pinjaman Tetap III dengan jumlah maksimum fasilitas sebesar Rp400.000. Fasilitas ini akan jatuh tempo tanggal 9 Desember 2024. Pada tanggal 1 April 2024, fasilitas ini sudah dilunasi oleh SMF dan fasilitas telah berakhir.
   4. Pada tanggal 14 April 2022, SMF memperoleh fasilitas Pinjaman Tetap IV dengan jumlah maksimum fasilitas sebesar Rp600.000. Fasilitas ini sudah dilunasi oleh SMF dan fasilitas telah berakhir.
   5. Pada tanggal 8 Maret 2024, SMF memperoleh fasilitas Pinjaman Tetap V dengan jumlah maksimum fasilitas sebesar Rp200.000. Fasilitas ini akan jatuh tempo maksimal tanggal 8 Maret 2028.

Both facilities are clean loans and uncommitted in nature. Principal is payable on a bullet payment basis at maturity, while interest is payable monthly. The facilities will mature on June 25, 2035. Based on the loan agreements, the Company is required to maintain certain financial ratios and comply with other administrative obligations as stipulated in the loan agreements. The loans are recorded as bank loan payable.

PT Bank Mega Tbk (Bank Mega)

a. Loan facility received by SMF are bellow:
   1. On March 9, 2017, SMF obtained a revolving Demand Loan facility for working capital from Bank Mega, with a maximum facility of Rp125,000 The availability of the facility is for twelve (12) months. In 2018, the facility is increased to Rp526,000 and in 2019, the facility is further increased to Rp800,000. In 2023, the facility is decreased to Rp200,000 and will mature on March 9, 2024. This facility was fully paid by SMF, and the facility has ended.
   2. On December 29, 2020, SMF obtained Fixed Loan II facility with maximum facility of Rp250,000. This facility will mature on March 29, 2024. On February 25, 2024, this facility was fully paid by SMF, and the facility has ended.
   3. On March 9, 2021, SMF obtained Fixed Loan III facility with maximum facility of Rp400,000. This facility will mature on December 9, 2024. On April 1, 2024, this facility was fully paid by SMF, and the facility has ended.
   4. On April 14, 2022, SMF obtained a Fixed Loan IV facility with a maximum facility of Rp600,000. This facility was fully paid by SMF, and the facility has ended.
   5. On March 8, 2024, SMF obtained a Fixed Loan V facility with a maximum facility of Rp200,000. This facility will mature no later than March 8, 2028.

Fasilitas dari Bank Mega dijamin dengan piutang pembiayaan multiguna (Catatan 7) serta jaminan perusahaan dari Perusahaan.

Pinjaman SMF dari Bank Mega mencakup persyaratan yang membatasi hak SMF tanpa persetujuan tertulis dari Bank Mega antara lain untuk melakukan atau menyebabkan dilakukannya penarikan modal disetor, mengubah anggaran dasar SMF, melakukan perubahan bidang atau jenis kegiatan usahanya, mengajukan permohonan kepailitan atau penundaan kewajiban pembayaran utang, memberikan pinjaman kepada pihak lain, memperoleh pinjaman, mengikatkan diri sebagai penjamin utang, menyebabkan beralihnya saham SMF kepada pihak lain, mengalihkan aset kecuali dalam rangka kegiatan usaha, melakukan pembayaran utang pemegang saham, dan melakukan pembayaran dipercepat atas suatu utang atau pembayaran kewajiban lainnya yang belum jatuh tempo. Disamping itu, SMF diwajibkan untuk memelihara rasio keuangan sebagai berikut:

- Rasio lancar minimal 1 kali;
- Rasio utang terhadap ekuitas maksimal 10 kali (1.000%);
- Rasio *Non Performing Financing* (NPF) dengan saldo tunggakan diatas 90 hari tidak melebihi 3% dari jumlah pembiayaan yang disalurkan SMF.

Pada tanggal 31 Desember 2025 dan 2024, rasio-rasio tersebut adalah sebagai berikut (tidak diaudit):

The facility from Bank Mega is secured by multipurpose financing receivables (Note 7) and corporate guarantee from the Company.

SMF Loans from Bank Mega include requirements that limit SMF's rights without prior approval from Bank Mega, among others, conduct or cause the withdrawal of paid up capital, to change SMF's articles of association, to change the line or type of business activity, to file a bankruptcy request or postpone the obligation to repay the debt, lends to other parties, obtain the loans, acts as guarantor, cause the transfer of SMF's shares to another parties, transferring activity the assets unless in relation with SMF's business activity, payment of the loan from shareholders, and early payment of debt or other obligations which are not yet matured. Other than that, SMF is required to maintain certain financial ratios as follows:

- Current ratio equal to but not lower than 1 time;
- Debt to equity ratio not more than 10 times (1,000%);
- Non Performing Financing (NPF) ratio with overdue balances of more than 90 days shall not exceed 3% of the amount of financing provided SMF.

As at December 31, 2025 and 2024, the ratios are as follows (unaudited):

2025	2024	
3,02	3,22	Current ratio
2,58	4,49	Debt to equity ratio
2,65	2,65	Non Performing Financing (overdue above 90 days)

Pada tanggal 31 Desember 2025 dan 2024, Perusahaan telah memenuhi seluruh kewajiban yang dipersyaratkan dalam perjanjian pinjaman.

a. Fasilitas Pinjaman Tetap V dengan jumlah maksimum fasilitas sebesar Rp400.000 dan bersifat *Non revolving*. Batas waktu penarikan fasilitas ini adalah 3 bulan dengan jatuh tempo sampai dengan 27 September 2025. Fasilitas ini sudah dilunasi oleh SMF dan fasilitas telah berakhir.

Fasilitas ini dijamin dengan piutang pembiayaan multiguna dan piutang pembiayaan modal (Catatan 7 dan 9).

As at December 31, 2025 and 2024, the Company has complied with all requirements as stated in loan agreements.

a. Loan Facility V with a maximum facility amount of Rp400,000 and is non-revolving. The drawdown period for this facility is 3 months, with a maturity date of September 27, 2025. This facility has been fully repaid by SMF and has expired.

The facilities are secured by multipurpose financing receivables and working capital financing with factoring scheme receivables (Notes 7 and 9).

Pinjaman ABSM dari Bank Mega mencakup persyaratan yang membatasi hak ABSM tanpa persetujuan tertulis dari Bank Mega, antara lain untuk melakukan atau menyebabkan dilakukannya penarikan modal disetor, mengubah anggaran dasar ABSM, melakukan perubahan bidang atau jenis kegiatan usahanya, mengajukan permohonan kepailitan atau penundaan kewajiban pembayaran utang, memberikan pinjaman kepada pihak lain, memperoleh pinjaman, mengikatkan diri sebagai penjamin utang, menyebabkan beralihnya saham ABSM kepada pihak lain, mengalihkan aset kecuali dalam rangka kegiatan usaha, melakukan pembayaran utang pemegang saham, dan melakukan pembayaran dipercepat atas suatu utang atau pembayaran kewajiban lainnya yang belum jatuh tempo. Disamping itu, ABSM diwajibkan untuk memelihara rasio keuangan sebagai berikut:

- Rasio lancar minimal 1 kali;
- *Gearing ratio* maksimal 10 kali;
- Rasio *Non Performing Loan* (NPL) dengan saldo tunggakan diatas 90 hari tidak melebihi 2% dari jumlah pembiayaan yang disalurkan oleh ABSM.

Pada tanggal 31 Desember 2025 dan 2024, rasio-rasio tersebut adalah sebagai berikut (tidak diaudit):

ABSM Loans from Bank Mega include requirements that limit ABSM's rights without prior approval from Bank Mega, among others, conduct or cause the withdrawal of paid up capital, to change ABSM's Article of Association, to change the line or type of business activity, to file a bankruptcy request for postpone the obligation to repay the debt, lends to other parties, obtain loans, acts as cause guarantor, cause the transfer of ABSM's shares to another parties, transferring the assets unless in relation with ABSM's business activity, payment of the loan from shareholders and early payment of debt or other obligations which are not yet matured. Other than that, ABSM is required to maintain certain financial ratios as follows:

- Current ratio equal to but not lower than 1 time;
- Gearing ratio maximum of 10 times;
- Non Performing Loan (NPL) ratio with overdue balances of more than 90 days shall not exceed 2% of the amount of financing provided by ABSM.

As at December 31, 2025 and 2024 the ratios are as follows (unaudited):

	2024	
Rasio lancar	1,87	Current ratio
Gearing ratio	0,84	Gearing ratio
Non Performing Loan (saldo tunggakan diatas 90 hari)	0,00	Non Performing Loan (overdue above 90 days)

Pada tanggal 31 Desember 2024, Perusahaan telah memenuhi seluruh kewajiban yang dipersyaratkan dalam perjanjian pinjaman.

As at December 31, 2024, the Company has complied with all requirements as stated in loan agreements.

Perusahaan telah melunasi seluruh fasilitas ini pada Januari 2025.

The Company has settled this facility on January, 2025.

PT Bank Pan Indonesia Tbk (Panin)

Fasilitas kredit yang diterima SMF adalah sebagai berikut:

a. Fasilitas Pinjaman Tetap IV dengan jumlah maksimum fasilitas sebesar Rp400.000 dan bersifat *Non revolving*. Fasilitas ini akan jatuh tempo pada tanggal 30 Juni 2024. Pada tanggal 5 April 2024, fasilitas ini sudah dilunasi oleh SMF dan fasilitas telah berakhir.
b. Fasilitas Pinjaman Tetap V dengan jumlah maksimum fasilitas sebesar Rp400.000 dan bersifat *Non revolving*. Batas waktu penarikan fasilitas ini adalah 3 bulan dengan jatuh tempo sampai dengan 27 September 2025. Fasilitas ini sudah dilunasi oleh SMF dan fasilitas telah berakhir.

PT Bank Pan Indonesia Tbk (Panin)

Facility loan received by SMF are bellow:

a. Fixed Loan Facility IV with a maximum facility amount of Rp400,000 and is non-revolving. This facility will mature on June 30, 2024. On April 5, 2024, this facility was fully repaid by SMF, and the facility has been terminated.
b. Fixed Loan Facility V with a maximum facility amount of Rp400,000 and Non revolving. The deadline for withdrawing this facility is 3 months with a maturity date of September 27, 2025. This facility was fully settled by SMF, and the facility has been terminated.

Fasilitas ini dijamin secara fidusia dengan piutang pembiayaan multiguna dan pembiayaan modal kerja skema anjak piutang (Catatan 7 dan 9), serta jaminan dari Perusahaan.

The loan facilities from is fiduciary secured by multipurpose financing receivables and working capital financing with factoring scheme receivables (Notes 7 and 9), and Corporate Guarantee from the Company.

Pinjaman SMF dari Bank Panin mencakup persyaratan yang membatasi hak SMF tanpa persetujuan tertulis dari Bank Panin antara lain untuk menerima pinjaman kredit baru dari bank lain atau pihak ketiga atau menerbitkan surat berharga yang dapat menyebabkan dilanggarnya rasio keuangan pada *financial covenant*, memberikan pinjaman atau kredit kepada pihak yang memiliki hubungan afiliasi (kecuali karyawan SMF), menjadi penjamin, mengubah anggaran dasar SMF, memindahtangankan barang-barang yang dipergunakan sebagai jaminan, mengeluarkan saham-saham baru dan menjual saham-saham yang telah ada, melakukan merger, memperbolehkan pemegang saham untuk menarik modalnya dan menggadaikan saham SMF.

SMF loans from Bank Panin include requirements that limit SMF's rights without prior approval from Bank Panin, among others, to obtain new loan from other banks or from third parties or for securities issuance that will cause a violation of financial ratios on financial covenant, to provide loans or credit to SMF's affiliates (except SMF's employees), to act as guarantors, to change SMF's articles of association, to transfer the assets which have been used as collaterals, to issue new shares or sell the outstanding shares, to merge, allowing shareholders to withdraw capital and mortgage SMF's shares.

Disamping pembatasan diatas, SMF diwajibkan untuk mempertahankan rasio utang terhadap ekuitas maksimal 7,5 kali dan rasio *Non Performing Financing* (NPF) dengan saldo tunggakan diatas 60 hari tidak melebihi 5%.

Further, SMF is required to maintain debt to equity ratio not more than 7.5 times and Non Performing Financing (NPF) ratio with overdue balances of more than 60 days shall not exceed 5%.

Pada tanggal 31 Desember 2025 dan 2024, rasio-rasio tersebut adalah sebagai berikut (tidak diaudit):

As at December 31, 2025 and 2024, the ratios are as follows (unaudited):

	2025	2024	
Rasio utang terhadap ekuitas	2,58	4,49	Debt to equity ratio
Non Performing Financing (saldo tunggakan diatas 60 hari)	4,15	4,15	Non Performing Financing (overdue above 60 days)

PT Bank Central Asia Tbk (Bank BCA)

PT Bank Central Asia Tbk (Bank BCA)

Pada tanggal 7 April 2021, ABSM memperoleh fasilitas kredit modal kerja dalam bentuk Installment Loan dari Bank BCA, dengan jumlah fasilitas maksimum sebesar Rp500.000. Fasilitas ini memiliki jangka waktu 60 bulan.

On April 7, 2021, ABSM obtained a working capital credit facility in the form of an Installment Loan from Bank BCA, with a maximum facility amounting to Rp500,000. This facility has a term of 60 months.

Fasilitas ini dijamin dengan piutang sewa pembiayaan (Catatan 8).

This facility is secured by finance lease receivables (Note 8).

Pinjaman dari Bank BCA mencakup persyaratan yang membatasi hak ABSM tanpa persetujuan tertulis dari Bank BCA, antara lain untuk memperoleh pinjaman baru dan/atau mengikatkan diri sebagai penjamin dan mengagunkan kekayaan ABSM kepada pihak lain, meminjamkan uang termasuk tetapi tidak terbatas pada perusahaan

Loan from Bank BCA includes conditions that limit the ABSM rights without written approval from Bank BCA, among others, to obtain new loans and/or bind themselves as guarantors and pledge ABSM's assets to other parties, lend money including but not limited to affiliated companies, except in the case of in order to carry out daily

afiliasi, kecuali dalam rangka menjalankan usaha sehari-hari, melakukan investasi, penyertaan atau membuka usaha baru selain usaha yang telah ada, melakukan peleburan, penggabungan, pengambilalihan atau pembubaran, mengubah anggaran dasar (sehubungan dengan penurunan modal, maksud dan tujuan serta jenis kegiatan usaha, susunan direksi dan dewan komisaris serta pemegang saham), serta melakukan pembagian dividen kecuali ABSM dapat memenuhi rasio keuangan yang telah ditentukan, yaitu:

- Rasio *Non Performing Loan* (NPL) dengan saldo tunggakan diatas 10 hari tidak melebihi 5% dari keseluruhan tagihan;
- *Gearing Ratio* maksimal 8 kali.

Pada tanggal 31 Desember 2025 dan 2024, rasio-rasio tersebut adalah sebagai berikut (tidak diaudit):

business, invest, participate in or open a new business other than the existing business, conduct consolidation, merger, acquisition or dissolution, amend the articles of association (in connection with the decrease in capital, purposes and objectives as well as types of business activities, composition of the board of directors and the board of commissioners and shareholders), and distribute dividends unless ABSM is able to meet the financial ratios that have been determined:

- Non-Performing Loan (NPL) ratio with arrears balance of more than 10 days does not exceed 5% of the total receivables;
- Gearing Ratio maximum of 8 times.

As at December 31, 2025 and 2024, the ratios are as follows (unaudited):

	2025	2024	
Non Performing Loan (saldo tunggakan diatas 10 hari)	0,00%	0,00%	Non Performing Loan (overdue above 10 days)
Gearing Ratio	0,34	0,84	Gearing Ratio

PT Bank Sahabat Sampoerna Tbk (Bank Sampoerna)

Fasilitas yang diterima SMF adalah sebagai berikut:

a. Pada tanggal 18 Juni 2020, SMF memperoleh fasilitas kredit modal kerja dari Bank Sampoerna, dengan jumlah fasilitas maksimum sebesar Rp100.000 dan bersifat *Non-revolving*. Fasilitas ini memiliki jangka waktu pencairan 12 bulan dan akan jatuh tempo pada tanggal 18 Juni 2026.
b. Pada tanggal 18 Juni 2020, SMF memperoleh fasilitas Kredit Pinjaman Rekening Koran dari Bank Sampoerna, dengan jumlah fasilitas sebesar Rp150.000. Fasilitas ini telah diperpanjang dan akan jatuh tempo tanggal 18 Juni 2026.
c. Pada tanggal 25 Agsutus 2022, SMF memperoleh fasilitas kredit modal kerja, dengan jumlah fasilitas maksimum sebesar Rp150.000 dan bersifat *revolving*. Pada Juni 2023, Fasilitas ini telah ditingkatkan menjadi Rp300.000 Fasilitas ini memiliki jangka waktu 12 bulan dengan jatuh tempo terakhir sampai dengan 29 Agustus 2024. Fasilitas ini tidak diperpanjang

Fasilitas dari Bank Sampoerna dijamin dengan piutang pembiayaan multiguna dan piutang sewa pembiayaan (Catatan 7 dan 8), serta jaminan perusahaan dari Perusahaan.

PT Bank Sahabat Sampoerna Tbk (Bank Sampoerna)

Loan facility received by SMF are as follow:

a. On June 18, 2020, SMF obtained a Non-revolving loan facility for SMF's working capital from Bank Sampoerna, with a maximum facility of Rp100,000 and Non-revolving. The facility has availabity period of 12 months and will mature on June 18, 2026.
b. On June 18, 2020, SMF obtained an Overdraft loan facility from Bank Sampoerna, with maximum facility of Rp150,000. The availability of the facility is until June 18, 2026.
c. On August 25, 2022, SMF obtained a revolving working capital credit facility, with a maximum facility amount of Rp150,000. On June, 2023, this facility has been upgraded to Rp300,000. The availability of the facility is for 12 months with latest maturity date of August 29, 2024. This facility was not extended.

The facility from Bank Sampoerna is secured by multipurpose financing receivables and finance lease receivables (Notes 7 and 8), and corporate guarantee from the Company.

Pinjaman SMF dari Bank Sampoerna mencakup persyaratan yang membatasi hak SMF tanpa persetujuan tertulis dari Bank Sampoerna antara lain untuk mengubah status hukum SMF, akuisisi, melikuidasi, meleburkan, mengeluarkan saham-saham baru dan menjual saham-saham yang telah ada, memindahtangankan sebagian besar asset ke pihak lain, mengikatkan diri sebagai penjamin dengan nilai lebih besar dari 50% total aset, mengajukan permohonan pailit atau permohonan penundaan pembayaran utang, mengakibatkan terjadinya pengeluaran modal dengan nilai lebih besar dari 50% dari total aset, membuat perjanjian yang bersifat material yang menguntungkan anggota Direksi, Komisaris, atau Pemegang Saham, laba bersih dalam kondisi surplus. Disamping itu, SMF diwajibkan untuk memelihara rasio keuangan sebagai berikut:

- *Gearing* ratio maksimal 8 kali
- Saldo tunggakan 90 hari (NPF) maksimum 3% dan tunggakan diatas 30 hari maksimal 8%;

SMF Loans from Bank Sampoerna include requirements that limit SMF's rights without prior written approval from Bank Sampoerna, among others, to change the legal status of SMF, acquired, liquidate, merge, to issue new shares or sell the outstanding shares, causing the transfer of SMF's major assets to another parties, to act as guarantors with amount more than 50% from total assets, to file a bankruptcy request or postpone the obligation to repay the debt, causing capital expenditure with amount more than 50% from total assets, to make material agreement that profitable to Board of Directors, Commisioners, or Shareholders, net profit is in surplus. Other than that, SMF is required to maintain certain financial ratios as follows:

- Gearing ratio not more than 8 times;
- Overdue balance of 90 days (NPF) and 30 days shall not exceed 3% and 8%, respectively;

Pada tanggal 31 Desember 2025 dan 2024, rasio-rasio tersebut adalah sebagai berikut (tidak diaudit):

As at December 31, 2025 and 2024, the ratios follows (unaudited):

	2025	2024	
Gearing ratio	1,76	3,90	Gearing ratio
Non Performing Financing			Non Performing Financing
diatas 90 hari (NPF) maksimum 3%	2,65%	2,65%	above 90 days (NPF) maximum 3%
diatas 30 hari maksimum 8%	6,43%	6,62%	above 30 days maximum 8%

PT Bank Danamon Indonesia Tbk (Bank Danamon)

Fasilitas kredit yang diterima SMF adalah sebagai berikut:

a. Pada tanggal 15 Juni 2017, SMF memperoleh fasilitas kredit modal kerja, dengan jumlah fasilitas maksimum sebesar Rp100.000 dan bersifat *revolving*. Fasilitas ini memiliki jangka waktu 12 bulan dan telah diperpanjang beberapa kali dengan jatuh tempo terakhir sampai dengan 15 Juni 2026.
b. Pada tanggal 11 November 2021, SMF memperoleh fasilitas Kredit Angsuran Berjangka (KAB) untuk kredit modal kerja (khusus pembiayaan konsumen) dengan jumlah maksimum fasilitas sebesar Rp300.000. Fasilitas ini memiliki jangka waktu penarikan maksimal 12 bulan sejak penandatanganan perjanjian kredit. Fasilitas ini memiliki jatuh tempo hingga 11 November 2025. Fasilitas ini tidak diperpanjang.

Fasilitas dari Bank Danamon dijamin dengan piutang pembiayaan multiguna (Catatan 7), aset tetap (Catatan 18) dan jaminan perusahaan dari Perusahaan.

PT Bank Danamon Indonesia Tbk (Bank Danamon)

Loan facility received by SMF are as follows:

a. On June 15, 2017, SMF obtained a revolving loan facility for working capital, with a maximum facility of Rp100,000. The availability of the facility is for 12 months and has been extended several times with latest maturity date of June 15, 2026.
b. On November 11, 2021, SMF obtained Term Installment Credit (KAB) facility for working capital (specifically consumer finance) with maximum facility of Rp300,000. This facility has a maximum withdrawal period of 12 months from the signing of the credit agreement. This facility will mature on November 11, 2025. This facility was not extended.

The facilities from Bank Danamon are secured by multipurpose financing receivables (Note 7), property and equipment (Note 18) and corporate guarantee from the Company.

Pinjaman dari Bank Danamon mencakup hal-hal dan ketentuan yang tidak boleh dilakukan SMF, kecuali SMF wajib memberitahukan secara tertulis kepada Danamon dalam waktu paling lambat 14 hari kerja setelah terjadinya salah satu kejadian antara lain memperoleh kredit dari pihak ketiga, menjaminkan/menjual/memindahtangankan harta kekayaan selain yang terkait dengan usaha SMF kepada pihak ketiga, menjual saham-sahamnya kepada pihak ketiga, mengadakan deversifikasi usahanya atau mengubah maksud dan tujuan SMF, merger atau konsolidasi dengan perusahaan lain, mengubah anggaran dasar, membayar dividen atau kewajiban lainnya kepada para pendiri SMF, dan memberikan jaminan perusahaan. Disamping itu, SMF diwajibkan untuk memelihara rasio keuangan sebagai berikut:

- Rasio utang terhadap ekuitas maksimal 10 kali;
- Rasio Non Performing Financing (NPF) tidak melebihi 5% untuk saldo tunggakan diatas 90 hari.
- *Borrowing (on dan off)*/NSA maksimum 100%

Loans from Bank Danamon include conditions and requirements that SMF is not allowed, unless SMF has written notify to Bank Danamon within 14 working days after the occurance of the events among others, to obtain the loans from third parties, pledge/sell/transfer SMF's assets other than those related to SMF's business to third parties, sell its shares to third parties, diversify its business or change the purposes and objectives of SMF, merger or consolidation with other companies, amend SMF's articles of association, pay dividends or other obligations to SMF's founders and grant corporate guarantee. Other than that, SMF is required to maintain certain financial ratios as follows:

- Debt to equity ratio of not more than 10 times ;
- Non Performing Financing (NPF) ratio shall not exceed 5% for overdue balances above 90 days.
- Borrowing (on and off)/NSA ratio not more than 100%.

Pada tanggal 31 Desember 2025 dan 2024, rasio-rasio tersebut adalah sebagai berikut (tidak diaudit):

As at December 31, 2025 and 2024, the ratios follows (unaudited):

2025	2024	
Rasio utang terhadap ekuitas	2,58	4,49	Debt to equity ratio
Non Performing Financing (saldo tunggakan diatas 90 hari)	2,65%	2,65%	Non Performing Financing (overdue above 90 days)
Borrowing (*on* dan *off)*/NSA	130%	121%	Borrowing (on and off)/NSA

Pada tanggal 31 Desember 2025 dan 2024, SMF telah memenuhi seluruh kewajiban yang dipersyaratkan dalam perjanjian pinjaman, kecuali untuk pemenuhan rasio *borrowing* (*on+off*) / NSA pada tanggal 31 Desember 2025 dan 2024. SMF mendapatkan surat pemberitahuan *breach covenant* dari Bank Danamon dan memberikan persyaratan tambahan. Hingga tanggal 31 Desember 2025, SMF telah memenuhi seluruh persyaratan tambahan dari Bank Danamon.

As at December 31, 2025 and 2024, SMF has complied with all requirements as stated in loan agreements, except borrowing (on+off) / NSA ratio on December 31, 2025 and 2024. SMF has obtained a notice letter from Bank Danamon about the covenant breach and the bank gives additional requirements. As at December 31, 2025, SMF has fulfilled all of the additional requirements requested by Bank Danamon.

PT Bank Neo Commerce Tbk (Bank Neo)

a. Pada tanggal 24 Juni 2022, SMF memperoleh Fasilitas kredit dari Bank Neo dengan rincian sebagai berikut:
   1. Pinjaman Reguler dengan jumlah fasilitas maksimum sebesar Rp200.000 dan bersifat *Executing Revolving*. Fasilitas ini digunakan untuk pembiayaan modal kerja anjak piutang. Fasilitas ini mempunyai jangka waktu pencairan maksimal 12 bulan dan akan jatuh tempo tanggal 24 Juni 2024. Fasilitas ini tidak lagi diperpanjang.

PT Bank Neo Commerce Tbk (Bank Neo)

a. On June 24, 2022, SMF obtained a credit facility from Bank Neo with the following details:
   1. Regular Loans with a maximum facility amount of Rp200,000 and are Executing Revolving in nature. This facility is used for receivables factoring financing. The facility has availabity period of 12 months and will mature on June 24, 2024. This facility is no longer extended.

2. Pinjaman Angsuran dengan jumlah fasilitas maksimum sebesar Rp50.000 dan bersifat *Executing Non Revolving*. Fasilitas ini digunakan untuk pembiayaan modal kerja konsumen dan sewa guna usaha. Fasilitas ini mempunyai jangka waktu pencairan maksimal 36 bulan serta batas waktu penarikan 3 bulan dan akan jatuh tempo tanggal 24 September 2025. Fasilitas ini tidak diperpanjang.

Fasilitas kredit dari Bank Neo dijamin dengan piutang pembiayaan modal kerja (Catatan 7 dan 9) serta jaminan perusahaan dari Perusahaan.

Pinjaman SMF dari Bank Neo mencakup persyaratan yang membatasi hak SMF tanpa persetujuan tertulis dari Bank Neo antara lain untuk mengubah status hukum SMF, akuisisi, melikuidasi, meleburkan, mengeluarkan saham-saham baru dan menjual saham-saham yang telah ada, memindahtangankan sebagian besar aset, mengikatkan diri sebagai penjamin dengan nilai lebih besar dari 50% total aset, mengajukan permohonan pailit atau permohonan penundaan pembayaran utang, mengakibatkan terjadinya pengeluaran modal dengan nilai lebih besar dari 50% dari total aset, membuat perjanjian yang bersifat material yang menguntungkan anggota Direksi, Komisaris, atau Pemegang Saham. Disamping itu, SMF diwajibkan untuk memelihara rasio keuangan sebagai berikut:

- *Gearing ratio* maksimal 8 kali;
- Saldo tunggakan 90 hari (NPF) maksimum 3%;
- Total modal terhadap total aset minimal 15%;
- Total piutang pembiayaan dan investasi terhadap total aset minimal 80%.

Pada tanggal 31 Desember 2025 dan 2024, rasio-rasio tersebut adalah sebagai berikut: (tidak diaudit)

2. Installment Loans with a maximum facility of Rp50,000 and are Executing Non Revolving in nature. This facility is used to working capital financing and finance lease. This facility has a maximum disbursement period of 36 months with the availability drawdown of the facility is for 3 months and will expire on September 24, 2025. This facility was not extended.

The loan facilities from Bank Neo are secured by working capital financing receivables (Notes 7 and 9) as well as corporate guarantees from the Company.

SMF's loan from Bank Neo includes requirements that limit SMF's rights without written approval from Bank Neo, among others, conduct change the legal status of SMF, acquisitions, liquidate, merge, to issue new shares or sell the outstanding shares, causing the transfer of SMF's major assets to another parties, to act as guarantors with amount more than 50% from total assets, to file a bankruptcy request or postpone the obligation to repay the debt, causing capital expenditure with amount more than 50% from total assets, to make material agreement that profitable to Board of Directors, Commisioners, or Shareholders. Other than that, SMF is required to maintain certain financial ratios as follows:

- Gearing ratio not more than 8 times;
- Overdue balance of 90 days (NPF) shall not exceed 3%;
- Total equity to total assets more than 15%;
- Total financing and investment receivables to total assets more than 80%.

As at December 31, 2025 and 2024, the ratios are as follows: (unaudited)

	2025	2024	
Gearing ratio	1,76	3,90	Gearing ratio
Saldo tunggakan diatas 90 hari (NPF) maksimum 3%	2,65%	2,65%	Overdue balance of 90 days (NPF) maximum 3%
Total modal terhadap total aset	30,90%	18,22%	Total equity to total assets
Total piutang pembiayaan dan investasi terhadap total aset	53,65%	62,52%	Total financing and investment receivables to total assets

Pada tanggal 31 Desember 2025 dan 2024, SMF telah memenuhi seluruh kewajiban yang dipersyaratkan dalam perjanjian pinjaman.

As at December 31, 2025 and 2024, SMF has complied with all obligations required under the loan agreement.

PT Bank Negara Indonesia (Persero) Tbk (BNI)

SMF memperoleh fasilitas kredit modal kerja dari BNI dengan jumlah maksimum sebesar Rp350.000 dan bersifat *revolving*. Batas waktu penarikan fasilitas ini adalah 12 bulan. Fasilitas ini telah dilunasi pada 5 Juli 2024. Fasilitas sudah tidak diperpanjang.

PT Bank Negara Indonesia (Persero) Tbk (BNI)

SMF obtained a revolving loan facility for SMF's working capital with maximum facility of Rp350,000 from BNI. The availability of the facility is for twelve (12) months. This facility has been settled on July 5, 2024. This facility was not extended.

PT Bank Mayapada International Tbk (Bank Mayapada)

Pada tanggal 21 Juni 2022, SMF memperoleh Fasilitas Tetap On Demand (PTX-OD) dari Bank Mayapada, dengan jumlah fasilitas maksimum sebesar Rp 50.000. Fasilitas ini digunakan untuk tambahan modal usaha pembiayaan. Fasilitas ini mempunyai jangka waktu pencairan maksimal 12 bulan dan akan jatuh tempo tanggal 21 Juni 2025.

PT Bank Mayapada International Tbk (Bank Mayapada)

On June 21, 2022, SMF obtained a fixed On Demand facility from Bank Mayapada, with a maximum facility of Rp 50,000. This facility is used for the Company's working capital. The availability drawdown of the facility is for 12 months and will expire on June 21, 2025.

Fasilitas ini dijamin dengan piutang pembiayaan multiguna (Catatan 7).

This facility is secured by multipurpose financing receivables (Note 7).

Pinjaman SMF dari Bank Mayapada mencakup persyaratan yang membatasi hak SMF tanpa persetujuan tertulis dari Bank Mayapada antara lain untuk melakukan merger, akuisisi dan penjualan/ pemindahtanganan/ melepaskan hak atas harta kekayaan SMF, melakukan perubahan terhadap susunan manajemen serta perubahan kepemilikan saham, melakukan pembagian dividen tunai, mengikat diri sebagai penjamin/penanggung terhadap pihak lain dan/atau menjamin harta kekayaan, memperoleh kredit dalam bentuk apapun dari pihak lain, melakukan perluasan atau penyempitan usaha yang dapat mempengaruhi pengembalian jumlah utang, mengajukan permohonan kepailitan, serta mengalihkan sebagian atau seluruh hak dan/atau kewajiban SMF berdasarkan perjanjian kredit kepada pihak lain. Disamping itu, SMF diwajibkan untuk memelihara rasio keuangan sebagai berikut:

Loans from Bank Mayapada include requirements that limit the SMF's right (negative covenants) without prior approval from Bank Mayapada, among others, to conduct merger, acquisitions, sell/transfer/ relinquish right of the SMF's major assets, change the composition of management and ownership, distribute cash dividends, to act as guarantors for other parties and/or pledge the assets, obtain loan facility from other parties, extend or shrinking the business which can be effect the loan payment, filed bankcruptcy and transferring part or all the SMF's rights and/or liability under the credit agreement to other party. Besides, the SMF is required to maintain certain financial ratio as follows:

- Rasio utang terhadap ekuitas maksimal 7 kali;
- Saldo tunggakan 90 hari (NPF) maksimum 3%;
- *Write Off* + NPF/Total Piutang maksimum 5x

- Debt to equity ratio not more than 7 times;
- Overdue balance of 90 days (NPF) shall not exceed 3%;
- Write Off + NPF/Total AR maximum 5 times

Pada tanggal 31 Desember 2025 dan 2024, rasio-rasio tersebut adalah sebagai berikut (tidak diaudit):

As at December 31, 2025 and 2024, the ratios follows (unaudited):

	2025	2024	
Rasio utang terhadap ekuitas	1,76	4,49	Debt to equity ratio
Non Performing Financing (saldo tunggakan diatas 90 hari)	2,65%	2,65%	Non Performing Financing (overdue above 90 days)
Write Off + NPF / Jumlah Piutang	0,20%	0,19	Write Off + NPF / Total AR

Pada tanggal 31 Desember 2025, SMF telah memenuhi seluruh kewajiban yang dipersyaratkan dalam perjanjian pinjaman.

As at December 31, 2025, SMF has complied with all obligations required under the loan agreement.

PT Bank Jtrust Indonesia Tbk (Bank Jtrust)

Pada tanggal 5 Januari 2023, SMF memperoleh fasilitas Kredit Eksekuting Multifinance (KEM) dari PT Bank Jtrust Indonesia Tbk dengan jumlah fasilitas maksimum sebesar Rp100.000 dan bersifat *non revolving*, *uncommitted*, dan *advised*. Fasilitas ini mempunyai jangka waktu pencairan maksimal 36 bulan serta batas waktu penarikan 6 bulan dan akan jatuh tempo pada tanggal 5 Juli 2028.

Fasilitas ini dijamin secara fidusia dengan piutang pembiayaan multiguna dan pembiayaan modal kerja skema anjak piutang (Catatan 7 dan 9), deposito berjangka sebesar 10% yang diikat secara gadai (unnotaril) serta jaminan dari Perusahaan.

Pinjaman SMF dari Bank Jtrust mencakup persyaratan yang membatasi hak SMF tanpa persetujuan tertulis dari Bank Jtrust antara lain memindahtangankan barang-barang yang dipergunakan sebagai jaminan, melakukan merger, meminjam dari atau meminjamkan uang kepada pihak ketiga selain daripada yang timbul dalam usahanya menjadi penjamin, mengubah anggaran dasar SMF, bertindak sebagai penjamin terhadap hutang pihak lain, mengubah sifat dan kegiatan usaha, *capital expenditure* dengan total kumulatif nilai lebih besar dari 50% dari total asset, mengajukan PKPU, dan melakukan perubahan pemegang saham pengendali.

Disamping pembatasan diatas, SMF diwajibkan untuk mempertahankan *Gearing* rasio maksimal 10 kali dan rasio *Non Performing Financing* (NPF) dengan saldo tunggakan diatas 90 hari tidak melebihi 5%.

Pada tanggal 31 Desember 2025 dan 2024, rasio-rasio tersebut adalah sebagai berikut (tidak diaudit):

PT Bank Jtrust Indonesia Tbk (Bank Jtrust)

On January 5, 2023, SMF obtained an Executing Multifinance Credit (KEM) facility from PT Bank Jtrust Indonesia Tbk, with a maximum facility amount of Rp100,000. The facility is non-revolving, uncommitted, and advised. It has a maximum disbursement period of 36 months, a withdrawal deadline of 6 months, and will mature on July 5, 2028.

The loan facilities from is fiduciary secured by multipurpose financing receivables and working capital financing with factoring scheme receivables (Notes 7 and 9), time deposits amounting to 10%, pledged under a non-notarized pawn agreement, and Corporate Guarantee from the Company.

SMF loans from Bank Jtrust include requirements that limit SMF's rights without prior approval from Bank Jtrust, among others, transfer or dispose of assets pledged as collateral, undertake any merger, borrow from or lend to third parties outside its ordinary business operations (excluding guarantees arising from normal business activities), amend its Articles of Association, provide guarantees for third-party debts, change the nature or scope of its business activities, incur capital expenditures exceeding 50% of total assets on a cumulative basis, file for suspension of debt payment obligations (PKPU), change its controlling shareholder.

Further, SMF is required to maintain gearing ratio not more than 10 times and Non Performing Financing (NPF) ratio with overdue balances of more than 90 days shall not exceed 5%.

As at December 31, 2025 and 2024, the ratios are as follows (unaudited):

	2025	2024	
Gearing ratio	1,76	3,90	Gearing ratio
Non Performing Loan (saldo tunggakan diatas 90 hari)	2,65%	2,65%	Non Performing Loan (overdue above 90 days)

PT Bank Victoria International Tbk (Bank Victoria)

Pada tanggal 25 Juli 2024, SMF memperoleh fasilitas kredit dari Bank Victoria, dengan rincian sebagai berikut:

PT Bank Victoria International Tbk (Bank Victoria)

On July 25, 2024, SMF obtained a credit facility from Bank Victoria, with the following details:

a. SMF memperoleh fasilitas Modal Kerja *Executing Revolving* dari PT Bank Victoria Syariah dengan jumlah fasilitas maksimum sebesar Rp50.000. Fasilitas ini mempunyai jangka waktu 12 bulan dengan tenor pembiayaan maksimum 6 bulan sesuai dengan umur piutang usaha.
b. SMF memperoleh fasilitas Modal Kerja *Executing Non Revolving* dari PT Bank Victoria Syariah dengan jumlah fasilitas maksimum sebesar Rp10.000. Fasilitas ini mempunyai jangka waktu 12 bulan dengan tenor pembiayaan maksimum 3 tahun terhitung sejak masing-masing tanggal pencairan fasiilitas.

Fasilitas diatas dijamin dengan piutang pembiayaan modal kerja skema anjak piutang (Catatan 9).

Pinjaman SMF dari Bank Victoria mencakup persyaratan yang membatasi hak SMF tanpa persetujuan tertulis dari Bank Victoria antara lain melakukan merger, mengikatkan diri sebagai penjamin/penanggung terhadap pihak lain, melakukan pelunasan pinjaman pemegang saham/afiliasi, membagikan deviden lebih dari 50% dari laba bersih, melakukan perluasan/ penyempitan usaha yang dapat mempengaruhi pengembalian jumlah pembiayaan, mengajukan permohonan kepailitan dan/atau penundaan pembuyaran kepada Pengadilan Niaga.

Disamping pembatasan diatas, SMF diwajibkan untuk mempertahankan *Gearing* rasio maksimal 10 kali dan rasio *Non Performing Financing* (NPF) dengan saldo tunggakan diatas 90 hari tidak melebihi 5%.

Pada tanggal 31 Desember 2025 dan 2024, rasio-rasio tersebut adalah sebagai berikut (tidak diaudit):

a. SMF obtained an Executing Revolving Working Capital facility from PT Bank Victoria Syariah with a maximum facility amount of Rp50,000. This facility has a term of 12 months with a maximum financing tenor of 6 months according to the age of the accounts receivable.
b. SMF obtained an Executing Non Revolving Working Capital facility from PT Bank Victoria Syariah with a maximum facility amount of Rp10,000. This facility has a term of 12 months with a maximum financing tenor of 3 years starting from each facility disbursement date

The above facility is secured by a working capital financing receivables factoring scheme (Note 9).

SMF's loan from Bank Victoria includes requirements that limit SMF's rights without written approval from Bank Victoria, including merging, binding itself as a guarantor/underwriter for another party, paying off shareholder/affiliate loans, distributing dividends of more than 50% of net profit, expanding/narrowing the business that may affect the return of the amount of financing, filing a bankruptcy application and/or postponing disbursement to the Commercial Court.

Further, SMF is required to maintain gearing ratio not more than 10 times and Non Performing Financing (NPF) ratio with overdue balances of more than 90 days shall not exceed 5%.

As at December 31, 2025 and 2024, the ratios are as follows (unaudited):

	2025	2024	
Gearing ratio	1,76	3,90	Gearing ratio
Non Performing Financing (saldo tunggakan diatas 90 hari)	2,65%	2,65%	Non Performing Financing (overdue above 90 days)

Pada tanggal 22 Agustus 2019, ABSM memperoleh fasilitas kredit modal kerja dalam bentuk *Demand Loan* dari Bank Victoria, dengan jumlah fasilitas maksimum sebesar Rp100.000 dan bersifat *revolving*. Fasilitas ini memiliki jangka waktu 12 bulan, dan telah diperpanjang dengan jatuh tempo terakhir tanggal 29 Agustus 2025.

On August 22, 2019, ABSM obtained a revolving demand loan facility for ABSM's working capital from Bank Victoria, with a maximum facility of Rp100,000. The availability of the facility is for 12 months, and has been extended with maturity date on August 29, 2025.

Fasilitas diatas dijamin dengan deposito berjangka Bank Victoria sebesar Rp100.000 atas Perusahaan (Catatan 5).

Pinjaman ABSM dari Bank Victoria mencakup persyaratan yang membatasi hak ABSM tanpa persetujuan tertulis dari Bank Victoria, antara lain untuk melakukan merger, akuisisi, mengalihkan harta kekayaan ABSM, mengubah susunan pemegang saham mayoritas, membagikan dividen, melakukan transaksi yang merugikan ABSM, mengajukan permohonan kepailitan atau penundaan kewajiban pembayaran utang, memberikan pinjaman kepada pihak lain, mengikatkan diri sebagai penjamin utang, mengalihkan kepada pihak lain kewajiban ABSM.

Pada tanggal 11 September 2025, Bank Victoria menyetujui untuk memperpanjang fasilitas ini sampai tangal tanggal 29 Agustus 2026.

ABSM telah mematuhi seluruh persyaratan dalam perjanjian pinjaman yang disebutkan diatas.

PT Bank Amar Indonesia Tbk (Bank Amar)

Fasilitas kredit yang diterima SMF adalah sebagai berikut:

Pada tanggal 16 Februari 2024, SMF memperoleh fasilitas *Stand by Fixed Lan* Angsuran (SBFLA) dari PT Bank Indonesia Tbk dengan jumlah fasilitas maksimum sebesar Rp25.000. Fasilitas ini mempunyai jangka waktu 6 tahun.

Fasilitas ini dijamin dengan tanah dan bangunan serta CG dari SMF.

Pinjaman SMF dari Bank Amar mencakup persyaratan yang membatasi hak SMF tanpa persetujuan tertulis dari Bank Amar antara lain mengubah bentuk dan/atau status hukum badan usaha debtor, mengakuisisi atau diakuisisi, melikuidasi, meleburkan, membubarkan dan/atau melakukan hal lain untuk kepentingan krediturnya (selain Bank Amar) termasuk mengeluarkan saham-saham baru dan/atau menjual saham-saham yang ada, hak opsi, waran atau instrument-instrumen sejenis lainnya, memindahtangankan sebagian besar asset, mengajukan pailit atau permohonan penundaan pembayaran, pengeluaran modal dengan nilai lebih besar dari 50% dari total aset. Di samping itu, Perusahaan diwajibkan untuk memelihara rasio keuangan sebagai berikut:

The facilities are secured by time deposits of Bank Victoria amounting to Rp100,000 from PT Sinar Mas Multiartha Tbk (Note 5).

ABSM Loans from Bank Victoria include requirements that limit ABSM's rights without prior approval from Bank Victoria, among others, conduct mergers, acquisitions, transfer the assets of ABSM, change the composition of the majority shareholders, distribute dividends, enter into transactions which resulted in a loss to ABSM, to file a bankruptcy request or postpone the obligation to repay the debt, lends to other parties, acts as guarantor and transferring ABSM’s liability to other party.

On September 11, 2025 Bank Victoria agreed to extend this facility until August 29, 2026.

ABSM complied with all the requirements in the loan agreement mentioned above.

PT Bank Amar Indoneia Tbk (Bank Amar)

The loan facilities received by SMF consist of the following:

On February 16, 2024, SMF obtained a Stand by Fixed Lan Installment (SBFLA) facility from PT Bank Indonesia Tbk with a maximum facility amount of Rp25,000. This facility has a term of 6 years.

This facility is secured by land and buildings as well as CG from SMF.

SMF's loan from Bank Amar includes requirements that limit SMF's rights without written consent from Bank Amar, including changing the form and/or legal status of the debtor's business entity, acquiring or being acquired, liquidating, merging, dissolving and/or doing other things for the benefit of its creditors (other than Bank Amar) including issuing new shares and/or selling existing shares, options, warrants or other similar instruments, transferring most of the assets, filing for bankruptcy or requesting a postponement of payment, capital expenditure with a value greater than 50% of total assets. In addition, the Company is required to maintain the following financial ratios:

- Tunggakan diatas 90 hari (NPF) maksimum 5%
- *Gearing ratio* maksimum sebesar 8 kali
- Minimal Current ratio 100%

Pada tanggal 31 Desember 2025 dan 2024, rasio-rasio tersebut adalah sebagai berikut (tidak diaudit):

- Arrears over 90 days (NPF) maximum 5%
- Maximum gearing ratio of 8 times
- Minimum current ratio 100%

As at December 31, 2025 and 2024, the ratios are as follows (unaudited):

	2025	2024	
Non Performing Loan (saldo tunggakan diatas 90 hari)	2,65%	2,65%	Non Performing Loan (overdue above 90 days)
Gearing ratio	1,76	3,90	Gearing ratio
Rasio lancar	302%	322%	Current ratio

PT Bank Ganesha Tbk (Bank Ganesha)

ABSM memperoleh fasilitas kredit dari Bank Ganesha sebagai berikut:

a. Fasilitas Fixed Loan 1 (FL-1) sebesar Rp40.000 pada tanggal 17 Mei 2019. Pada 24 November 2025 nilai maksimum dari fasilitas ini ditingkatkan menjadi Rp140.000 dan fasilitas ini disebut menjadi *Short Term Loan* 1 (STL-1). [M.4.1] Fasilitas ini dijamin dengan piutang pembiayaan modal kerja skema anjak piutang dan aset tetap untuk disewakan berupa kendaraan (Catatan 9 dan 18).
b. Fasilitas *Fixed Loan* 2 (FL-2) sebesar Rp40.000 pada tanggal 27 Juli 2020. Pada 24 November 2025 fasilitas ini disebut menjadi *Short Term Loan* 2 (STL-2).

Fasilitas FL-1 dan FL-2 mempunyai jangka waktu 12 bulan dan telah diperpanjang beberapa kali dengan jatuh tempo terakhir 16 Juni 2025.

Pinjaman ABSM dari Bank Ganesha mencakup persyaratan yang membatasi hak ABSM tanpa persetujuan tertulis dari Bank Ganesha antara lain untuk melakukan perubahan modal, pemegang saham dan pengurus, bertindak sebagai penjamin atas utang pihak ketiga dan mengajukan permohonan kepailitan.

ABSM telah memenuhi liabilitas pembayaran pokok dan bunga atas pinjaman yang diterima, dengan tepat waktu. Sampai dengan laporan keuangan diterbitkan, tidak terdapat liabilitas yang telah jatuh tempo yang belum dilunasi oleh ABSM.

ABSM telah mematuhi seluruh persyaratan dalam perjanjian pinjaman yang disebutkan diatas.

Pada tanggal 31 Desember 2025, ABSM telah menlunasi fasilitas ini.

PT Bank Ganesha Tbk (Bank Ganesha)

ABSM obtained credit facilities from Bank Ganesha were as follows:

a. Fixed Loan 1 (FL-1) facility of Rp40,000 on May 17, 2019. On November 24, 2025, the maximum facility amount was increased to Rp140.000 and this facility is now called Short Term Loan 1 (STL-1). This facility is secured by receivables from working capital financing from the factoring scheme and assets for rent in the form of vehicles (Notes 9 and 18).
b. Fixed Loan 2 (FL-2) facility of Rp40,000 on July 27, 2020. On November 24, 2025, this facility is now called Short Term Loan 2 (STL-2).

The FL-1 and FL-2 facilities have a term of 12 months and have been extended several times with the latest maturity date on June 16, 2025.

ABSM's loan from Bank Ganesha includes conditions that limit ABSM's rights without written approval from Bank Ganesha, among others, to make changes to capital, shareholders and management, act as guarantor for third party debts and file bankruptcy applications.

ABSM has complied with its principal and interest payments on the loans received, on a timely basis. As of the issuance of the financial statements, there are no outstanding liabilities that have not been paid by ABSM.

ABSM has complied with all the requirements in the loan agreement mentioned above.

As at December 31, 2025, ABSM has settled this facility.

PT Bank Capital Indonesia Tbk (Bank Capital)

Fasilitas kredit yang diterima SMF adalah sebagai berikut:

Pada tanggal 24 Januari 2024, SMF memperoleh Fasilitas Pinjaman Akseptasi *Money Market* (PA MM) dari Bank Capital, dengan jumlah fasilitas maksimum sebesar Rp200.000 dan bersifat *Revolving*. Fasilitas ini memiliki jangka waktu 12 bulan sejak akad kredit ditandatangani, yaitu sampai dengan 24 Januari 2025. Fasilitas ini dijamin dengan piutang usaha. Fasilitas ini sudah tidak diperpanjang.

Fasilitas ini dijamin dengan piutang pembiayaan multiguna (Catatan 7).

Pinjaman SMF dari Bank Capital mencakup persyaratan yang membatasi hak SMF tanpa persetujuan tertulis dari Bank Capital antara lain untuk melakukan merger, akuisisi, konsolidasi, mengalihkan harta kekayaan SMF, mengubah susunan pemegang saham mayoritas, membagikan dividen, melakukan transaksi yang merugikan SMF, mengubah status hukum SMF, mengalihkan kepada pihak lain kewajiban Perusahaan

Batas Maksimum Pemberian Pembiayaan

Pada tanggal 31 Desember 2025 dan 2024, tidak terdapat penyediaan dana kepada pihak berelasi dan pihak ketiga yang melampaui Batas Maksimum Pemberian Pembiayaan yang diberikan oleh SMF dan ABSM.

PT Bank Capital Indonesia Tbk (Bank Capital)

The loan facilities received by SMF consist of the following:

On January 24, 2024, SMF obtained a Money Market Acceptance Loan Facility (PA MM) from Bank Capital, with a maximum facility amount of Rp200,000 and is Revolving. This facility has a term of 12 months since the credit agreement was signed, namely until January 24, 2025. This facility is secured by trade receivables. This facility was not extended.

This facility is secured by multipurpose financing receivables (Note 7).

SMF loan from Bank Capital includes terms that limit the SMF rights without written approval from Bank Capital, including to carry out mergers, acquisitions, consolidations, transfer the SMF assets, change the composition of the majority shareholders, distribute dividends, carry out transactions that are detrimental to SMF, change SMF legal status, transfer SMF obligations to other parties.

Maximum Financing Lending Limit

As at December 31, 2025 and 2024, there is no provision of funds to related parties and third parties that exceed the maximum financing limit by SMF and ABSM.

29. Liabilitas Lain-lain / 29. Other Liabilities

	2025	2024	
Titipan premi	303.244	278.667	Premium deposits
Setoran jaminan	32.730	208.366	Security deposit
Liabilitas segera lainnya yang masih harus dibayar	120.348	176.286	Immediately payable liabilities
Dana tabarru	181.122	166.691	Tabarru' fund
Utang zakat	15.967	14.963	Zakah payable
Estimasi kerugian komitmen dan kontinjensi	15.352	8.803	Estimated commitments and contingencies
Pendapatan diterima dimuka	119.099	5.336	Unearned revenues
Lain-lain	4.748.517	3.283.717	Others
Jumlah	**5.536.379**	**4.142.829**	**Total**

Dana tabarru merupakan dana yang dibentuk dari konstribusi, hasil investasi dan akumulasi surplus *underwriting* dan tabarru yang dialokasikan kembali ke dana tabarru.

Tabarru' fund is the fund established from contribution, investment income and accumulated surplus of tabarru' funds which is re-allocated to tabarru' fund.

Perubahan estimasi kerugian komitmen dan kontinjensi adalah sebagai berikut:

The changes in estimated commitments and contigencies follows:

	2025				
	Tahap 1/ *Stage 1*	**Tahap 2/ *Stage 2***	**Tahap 3/ *Stage 3***	**Total/ *Total***	
Saldo awal tahun	8.791	5	7	8.803	Balance at the beginning of the year
Pembentukan tahun berjalan	6.507	2	40	6.549	Provision for current year
Pemulihan tahun berjalan	-	-	-	-	Recovery for current period
Saldo akhir tahun	**15.298**	**7**	**47**	**15.352**	**Balance at the end of the year**

	2024				
	Tahap 1/ *Stage 1*	**Tahap 2/ *Stage 2***	**Tahap 3/ *Stage 3***	**Total/ *Total***	
Saldo awal tahun	7.553	33	54	7.640	Balance at the beginning of the year
Pembentukan tahun berjalan	1.238	-	-	1.238	Provision for current year
Pemulihan tahun berjalan	-	(28)	(47)	(75)	Recovery for current period
Saldo akhir tahun	**8.791**	**5**	**7**	**8.803**	**Balance at the end of the year**

30. Kepentingan Nonpengendali atas Aset Bersih dan Laba (Rugi) Bersih Entitas anak

a. Kepentingan nonpengendali atas aset bersih entitas anak

	2025	**2024**	
BS	2.155.565	1.962.236	BS
PDP	156.748	189.301	PDP
RLS	69.252	69.252	RLS
AUP	1.082	-	AUP
DPI	897	1.532	DPI
JTU	67	64	JTU
Jumlah	**2.383.611**	**2.222.385**	**Total**

b. Kepentingan nonpengendali atas laba (rugi) bersih entitas anak

	2025	**2024**	
BS	92.743	93.860	BS
JTU	3	3	JTU
AUP	(1.218)	(1.617)	AUP
DPI	(635)	(3.207)	DPI
PDP	(32.553)	(32.553)	PDP
Jumlah	**58.340**	**56.486**	**Total**

30. Non Controlling Interests in Net Assets and Comprehensive Income (Losses) of the Subsidiaries

a. Non controlling interest in net assets of the subsidiaries

b. Non controlling interest in comprehensive income (losses) of the subsidiaries

31. Modal Saham

Susunan kepemilikan pemegang saham Perusahaan berdasarkan catatan yang dibuat oleh STG, Biro Administrasi Efek, entitas anak, adalah sebagai berikut:

Berdasarkan Seri Saham

31. Capital Stock

The share ownership in the Company based on the records of STG, share registrar, a subsidiary, follows:

By Series of Shares:

Jenis saham	%	Jumlah Lembar Saham *Number of Shares*	Nilai Nominal per Saham (dalam Rp penuh) *Nominal Value per share (in full Rp)*	Jumlah Modal Disetor/ *Total paid-up Capital stock*	Shares
		31 Desember/*December* 31, 2025 dan/*and* 2024			
Seri A	2,24%	142.474.368	5.000	712.372	Seri A
Seri B	97,76%	6.225.190.349	100	622.519	Seri B
Jumlah	**100,00%**	**6.367.664.717**		**1.334.891**	**Total**

Berdasarkan Kepemilikan Pemegang Saham

By Ownership Interest:

Pemegang Saham	%	Jumlah Lembar Saham/ *Number of Shares*	Stockholders
	31 Desember/*December 31, 2025*		
PT Sinar Mas Cakrawala	40,34%	2.568.361.683	PT Sinar Mas Cakrawala
Bank of Singapore Limited S/A PT Sinar Mas Cakrawala	9,42%	600.000.000	Bank of Singapore Limited S/A PT Sinar Mas Cakrawala
Indra Widjaja	0,03%	2.183.700	Indra Widjaja
Masyarakat (masing-masing di bawah 5%)	50,21%	3.197.119.334	Public (below 5% each)
Jumlah	**100,00%**	**6.367.664.717**	**Total**

Pemegang Saham	%	Jumlah Lembar Saham/ *Number of Shares*	Stockholders
	31 Desember/*December 31, 2024*		
PT Sinar Mas Cakrawala	43,08%	2.743.462.323	PT Sinar Mas Cakrawala
Bank of Singapore Limited S/A PT Sinar Mas Cakrawala	9,42%	600.000.000	Bank of Singapore Limited S/A PT Sinar Mas Cakrawala
Indra Widjaja	0,03%	2.178.800	Indra Widjaja
Masyarakat (masing-masing di bawah 5%)	47,47%	3.022.023.594	Public (below 5% each)
Jumlah	**100,00%**	**6.367.664.717**	**Total**

Semua saham yang dikeluarkan oleh Perusahaan (saham Seri A dan Seri B) adalah saham biasa.

All capital stock issued by the Company (Series A and Series B shares) are common stock.

Manajemen Permodalan

Tujuan utama dari manajemen permodalan Grup adalah untuk memastikan bahwa Grup mempertahankan rasio modal yang sehat dalam rangka mendukung usaha bisnis dan memaksimalkan nilai pemegang saham. Grup tidak diwajibkan untuk memenuhi syarat-syarat modal tertentu.

Grup mengelola struktur modal dan membuat penyesuaian terhadap struktur modal sehubungan dengan perubahan kondisi ekonomi. Grup memantau modalnya dengan menggunakan analisa *gearing ratio* (rasio utang terhadap modal), yakni membagi utang bersih terhadap jumlah modal. Utang bersih adalah jumlah utang (termasuk utang jangka pendek dan jangka panjang di laporan posisi keuangan konsolidasian) dikurangi kas dan bank. Modal adalah ekuitas yang dapat diatribusikan kepada pemegang saham Perusahaan, yang disajikan dalam laporan posisi keuangan konsolidasian.

Rasio utang bersih terhadap modal pada tanggal 31 Desember 2025 dan 2024 adalah sebagai berikut:

Capital Management

The primary objective of the Group' capital management is to ensure that it maintains healthy capital ratios in order to support its business and maximize shareholder value. The Group is not required to meet any capital requirement.

The Group manages its capital structure and makes adjustment in light of the changes in economic conditions. The Group monitors its capital using gearing ratio (debt to equity ratio), by dividing net debt to capital. Net debt is calculated as total borrowings (including short-term and long-term) less cash and cash in banks. Total capital is calculated as equity attributable to the Company's stockholders as shown in the consolidated statement of financial position.

Ratio of net debt to equity as at December 31, 2025 and 2024 follows:

	2025	2024	
Simpanan dan simpanan dari bank lain	45.367.868	43.930.669	Deposits and deposits from other banks
Pinjaman yang diterima	2.509.972	1.257.352	Loans received
Surat berharga yang diterbitkan	9.029.855	9.436.290	Securities issued
Subtotal	56.907.695	54.624.311	Subtotal
Kas dan bank	(9.180.682)	(8.828.002)	Cash and cash in banks
Jumlah - bersih	47.727.013	45.796.309	Total - net
Jumlah ekuitas	25.911.103	23.739.762	Total equity
Rasio utang bersih terhadap modal	184,20%	192,91%	The ratio of net loans and debt to equity

32. Tambahan Modal Disetor - Bersih

Akun ini terdiri dari agio saham dan biaya emisi efek ekuitas pada tanggal 31 Desember 2025 dan 2024 dengan rincian sebagai berikut:

32. Additional Paid-in Capital - Net

This account consist of additional paid-in capital and share issuance cost as at December 31, 2025 and 2024 with details as follows:

	2025 dan/*and* 2024	
Agio saham	1.450.716	Additional paid-in capital
Aset pengampunan pajak	106.850	Tax amnesty assets
Selisih nilai transaksi restrukturisasi entitas sepengendali	93.484	Difference in value arising from restructuring transactions among entities under common control
Biaya emisi	(3.530)	Shares issuance cost
Jumlah	**1.647.520**	**Total**

a. Agio saham, terdiri dari:

a. Additional paid-in capital consist of:

	2025 dan/*and* 2024	
Penawaran umum perdana	78.000	Initial public offering
Penawaran umum terbatas I	165.750	Limited public offering I
Penawaran umum terbatas III	24.783	Limited public offering III
Konversi waran Seri I	49.372	Conversion of Series I warrants
Konversi waran Seri III	396.353	Conversion of Series III warrants
Konversi waran Seri IV	175.884	Conversion of Series IV warrants
Konversi ke modal saham	(76.500)	Conversion to capital stock
Penawaran umum non HMETD tahun 2015	588.014	Public offering without pre-emptive rights to the existing shareholders in 2015
Penawaran umum non HMETD tahun 2016	49.060	Public offering without pre-emptive rights to the existing shareholders in 2016
Jumlah	**1.450.716**	**Total**

b. Biaya emisi efek ekuitas berasal dari Penawaran Umum Terbatas I, III dan IV serta penawaran umum non HMETD masing-masing sebesar Rp904, Rp1.060, Rp1.173, Rp300 dan Rp93.

b. Shares issuance cost incurred on Limited Public Offering I, III and IV,and public offering without pre-emptive rights to the existing shareholders amounted to Rp904, Rp1,060, Rp1,173, Rp300, and Rp93, respectively.

c. Selisih nilai transaksi restrukturisasi entitas sepengendali.

c. Difference in Value Arising from Restructuring Transactions Among Entities Under Common Control.

Pada bulan Desember 2006, Perusahaan menambah setoran modal pada saham AJSM sebesar Rp15.000. Penambahan setoran modal tersebut telah meningkatkan persentase kepemilikan Perusahaan pada saham AJSM yaitu dari 50,00% menjadi 73,08%, dikarenakan pemegang saham lainnya yaitu PT Sinarindo Gerbangmas (SG) dan PT Sinar Mas Tunggal (SMT) (merupakan entitas-entitas yang dimiliki oleh Grup Sinar Mas) tidak melakukan penyetoran modal. Selisih nilai setoran modal Perusahaan dengan nilai tercatat aset bersih yang diperoleh adalah sebesar Rp46.028 dibukukan sebagai bagian dari tambahan modal disetor.

In December 2006, the Company increased its investment in AJSM amounting to Rp15,000. The increase in investment resulted to an increase in ownership interest of the Company in AJSM from 50.00% to 73.08%, since the other stockholders, namely PT Sinarindo Gerbangmas (SG) and PT Sinar Mas Tunggal (SMT) (both companies are owned by Sinar Mas Group) did not increase their investments. Difference between the transfer price and book value of restructuring transactions among entities under common control amounting to Rp46,028 was recorded in additional paid-in capital account.

Pada bulan Desember 2007, Perusahaan menambah setoran modal pada saham AJSM sebesar Rp20.000. Penambahan setoran modal tersebut telah meningkatkan persentase kepemilikan Perusahaan pada saham AJSM yaitu dari 73,08% menjadi 83,33%, dikarenakan SG dan SMT tidak melakukan penyetoran modal. Selisih nilai setoran modal Perusahaan dengan nilai tercatat aset bersih yang diperoleh adalah sebesar Rp47.475 dibukukan sebagai bagian dari tambahan modal disetor.

In December 2007, the Company increased its investment in AJSM amounting to Rp20,000. The increase in investment resulted to an increase in ownership interest of the Company in AJSM from 73.08% to 83.33%, since SG and SMT did not increase their investments. Difference between the transfer price and book value of restructuring transactions among entities under common control amounting to Rp47,475 was recorded in additional paid-in capital account.

Pada tahun 2012, 2011, 2010, 2009 dan 2008, Perusahaan menambah setoran modal pada saham JTUM masing-masing sebesar Rp25.000, Rp25.000, Rp15.000, Rp20.000 dan Rp8.000. Penambahan setoran modal tersebut telah meningkatkan persentase kepemilikan Perusahaan pada saham JTUM yaitu menjadi sebesar 99,93% pada tahun 2011, 99,90% pada tahun 2010, 99,86% pada tahun 2009 dan 99,67% pada tahun 2008, dikarenakan pemegang saham lainnya yaitu PT Kalibesar Raya Utama tidak melakukan penyetoran modal. Selisih nilai tercatat aset bersih yang diperoleh dengan nilai setoran modal Perusahaan sebesar nihil, Rp(1), Rp(1), Rp(7) dan Rp(10) dibukukan sebagai bagian dari tambahan modal disetor.

In 2012, 2011, 2010, 2009 and 2008, the Company increased its investment in JTUM amounting to Rp25,000, Rp25,000, Rp15,000, Rp20,000 and Rp8,000, respectively. The increase in investment resulted to an increase in ownership interest of the Company in JTUM to 99.93% in 2011, 99.90% in 2010, 99.86% in 2009, 99.67% in 2008, since the other stockholders, PT Kalibesar Raya Utama did not increase their investments. Difference between the transfer price and book value of restructuring transactions among entities under common control amounting to nil, Rp(1), Rp(1), Rp(7) and Rp(10), respectively, was recorded in additional paid-in capital account.

Saldo tambahan modal disetor dari transaksi-transaksi diatas pada tanggal 31 Desember 2025 dan 2024 masing-masing adalah sebesar Rp93.484.

The balance of additional paid-in capital from the above transactions as at December 31, 2025 and 2024 amounted to Rp93,484.

33. Komponen Ekuitas Lainnya / 33. Other Equity Components

Akun ini merupakan perubahan nilai investasi Perusahaan sehubungan dengan perubahan ekuitas anak dan entitas asosiasi yang menyebabkan perubahan kepemilikan pada PDP, AJSM, BS dan OMS serta nilai wajar investasi efek yang belum direalisasi dari ASM, AJSM dan BS.

This account represents changes in value of investments of the Company due to changes in equity of the subsidiaries and associated companies which resulted from the change in the Company's ownership interest in PDP, AJSM, BS and OMS, unrealized in fair value of securities from ASM, AJSM and BS.

	2025	2024	
Keuntungan dari perubahan nilai wajar efek yang belum direalisasi	410.713	410.526	Unrealized gain on change in fair value of securities of subsidiaries
Ekuitas pada penyesuaian penjabaran dari entitas anak	3.070	(15.026)	Share in translation adjustment of a subsidiary
Dampak transaksi entitas anak dan entitas asosiasi dengan investor lain atau kepentingan nonpengendali	(180.083)	(181.965)	Effects of transactions of subsidiary and associates with other investors or non-controlling interest
Jumlah	**233.700**	**213.535**	**Total**

34. Saldo Laba yang Ditentukan Penggunaannya / 34. Appropriated Retained Earnings

Pada tanggal 31 Desember 2025 dan 2024, saldo laba yang ditentukan penggunaannya masing-masing sebesar Rp791.607. Cadangan umum ini dibentuk sehubungan dengan ketentuan Undang-Undang No. 40/2007 tanggal 16 Agustus 2007 tentang Perseroan Terbatas.

As at December 31, 2025 and 2024, outstanding appropriated retained earnings for general reserve amounted to Rp791,607. These general reserve are established in connection with Law No. 40/2007 dated August 16, 2007 about Limited Company.

35. Pendapatan Bunga dan Bagi Hasil / 35. Interest and Profit Sharing Income

	2025	2024	
Investasi jangka pendek	2.823.942	2.864.086	Short-term investments
Kredit	1.250.619	1.988.549	Loans
Pembiayaan multiguna	455.963	500.637	Multipurpose financing
Deposito berjangka	186.801	219.953	Time deposits
Penempatan pada bank lain	148.149	81.970	Placement in other banks
Piutang pembiayaan modal kerja skema anjak piutang	129.035	154.670	Working capital financing with factoring scheme
Efek yang dibeli dengan janji jual kembali	75.911	10.836	Securities purchased under agreements to resell
Investasi sewa neto	63.736	70.778	Rental investment - net
Pinjaman hipotik	3.395	1.137	Mortgage receivables
Jumlah	**5.137.551**	**5.891.616**	**Total**

Lain-lain merupakan pendapatan bunga pinjaman polis.

Others represent policy loan interest income.

36. Penjualan / 36. Sales

Akun ini merupakan penjualan mata uang asing oleh SMC, entitas anak.

This account represent sales of foreign currencies by SMC, a subsidiary.

37. Pendapatan Lain-lain / 37. Other Income

Lain-lain meliputi pendapatan investasi, pendapatan *outsourcing*, pendapatan non operasional, pendapatan bunga subordinasi dan selisih kurs.

Others include investment income, outsourcing income, non operating income, subordinated interest income and foreign currency.

38. Beban Umum dan Administrasi / 38. General and Administrative Expenses

	2025	2024	
Keperluan kantor	970.705	548.790	Office supplies
Penyusutan (Catatan 18 dan 19)	446.558	501.517	Depreciation (Notes 18 and 19)
Pemasaran dan iklan	152.121	181.449	Marketing and advertising
Listrik, air dan telepon	133.916	196.312	Electricity, water, and telephone
Jasa profesional	70.125	68.033	Professional fees
Imbalan kerja jangka panjang - bersih	30.660	78.210	Defined-benefit post employment expense - net
Sewa	11.473	26.758	Rental
Lainnya	142.877	623.417	Others
Jumlah	**1.958.435**	**2.224.494**	**Total**

Lain-lain meliputi beban organisasi, beban jamsostek, beban seleksi karyawan, beban administrasi bank, beban asuransi, beban lisensi, beban terkait dokumen pajak dan biaya survei.

Others include membership fee, jamsostek expense, employee selection expense, bank administration expense, insurance expense, license expense, tax-related document expense, and survey expense.

39. Beban Bunga dan Bagi Hasil / 39. Interest and Profit Sharing Expenses

	2025	2024	
Pinjaman yang diterima	1.056.769	1.067.425	Loans received
Simpanan dan simpanan dari bank lain	1.017.072	962.307	Deposits and deposits from other banks
Premi penjaminan Pemerintah	114.421	117.013	Premiums on Government guarantee
Lain-lain	43.722	83.041	Others
Jumlah	**2.231.984**	**2.229.786**	**Total**

Lain-lain meliputi beban bunga repo dan beban bunga *call money.*

Others include interest expenses of repo and interest expenses of call money

40. Beban Lain-lain / 40. Other Expenses

Lain-lain meliputi beban IT, kesalahan manusia, beban penghapusan piutang lain-lain, dan beban tanggung jawab sosial.

Others include IT Expense, human error, writte of other receivables and corporate social responsibility expense.

41. Imbalan Kerja Jangka Panjang / 41. Long Term Employee Benefits Liability

Mulai tanggal 2 Februari 2021, Grup melakukan perhitungan liabilitas imbalan kerja jangka berdasarkan Undang-Undang No. 11 Tahun 2020 tentang Cipta Kerja ("Undang-Undang Cipta Kerja") dan peraturan Pemerintah No. 35 Tahun 2021 tentang Perjanjian Kerja Waktu Tertentu, Alih Daya, Waktu Kerja dan Waktu Istirahat, dan Pemutusan Hubungan Kerja. Sebelum Peraturan Pemerintah No. 35 Tahun 2021 diberlakukan, perhitungan liabilitas imbalan kerja didasarkan pada Undang-Undang No. 13 Tahun 2003.

Starting from February 2, 2021, the Group calculated the employee benefit liabilities based on the Law No. 11 of 2020 on Job Creation (the "Job Creation Law") and Government Regulation No. 35 of 2021 regarding fixed-term employment contract, outsourcing, work time and rest time, and employment termination. Before Government Regulation No. 35 of 2021 was enacted, the calculation of employee benefit liabilities was based on Law No. 13 of 2003.

Presiden Republik Indonesia telah menetapkan Peraturan Pemerintah Pengganti Undang-Undang No. 2 Tahun 2022 tentang Cipta Kerja (Perppu Cipta Kerja 2/2022) pada tanggal 30 Desember 2022 yang merupakan pelaksanaan dari Putusan MK Nomor 91/PUU-XVIII/2020. Dengan berlakunya Perppu ini, UU No. 11/2020 tentang Cipta Kerja dicabut dan dinyatakan tidak berlaku.

The President of the Republic of Indonesia has issued Government Regulation in Lieu of Law No. 2 of 2022 concerning Job Creation (Perppu Cipta Kerja 2/2022) on December 30, 2022 which is the implementation of the Constitutional Court Decision Number 91/PUU-XVIII/2020. With the enactment of this Perppu, Law No. 11/2020 concerning Job Creation is repealed and declared invalid.

Untuk pendanaan imbalan kerja jangka panjang tersebut, Grup menyelenggarakan program dana pensiun manfaat pasti untuk seluruh karyawan tetap yang memenuhi syarat. Imbalan tersebut akan dibayarkan pada saat karyawan pensiun, cacat tetap atau diberhentikan.

To fund these long-term employee benefits, the Group operates a defined benefit pension plan for all qualified permanent employees. The benefits will be paid at the time the employee retires, is permanently disabled or is terminated.

Perhitungan aktuaria atas liabilitas imbalan kerja jangka panjang adalah berdasarkan laporan aktuaris independen.

The actuarial calculation of long-term employee benefit liabilities is based on the report of an independent actuary.

Perusahaan, BS, SMF, SMS dan ASM telah menunjuk ASJ untuk mengelola program pensiun tersebut melalui Dana Pensiun Lembaga Keuangan Simas Jiwa, yang pendiriannya telah disahkan menurut Keputusan Dewan Komisioner Otoritas Jasa Keuangan No. KEP-61/NB.1/2018 tanggal 16 Oktober 2018 mengenai Pengesahan atas Peraturan Dana Pensiun dari Dana Pensiun Lembaga Keuangan (DPLK) Simas Jiwa.

The Company, BS, SMF, SMS and ASM has appointed ASJ to manage the pension program through the Simas Jiwa Financial Institution Pension Fund, the establishment of which was approved according to Decision of the Financial Services Authority Commissioner Board No. KEP-61/NB.1/2018 dated October 16, 2018 concerning Ratification of the Pension Fund Regulation from the Financial Institution Pension Fund (DPLK) Simas Jiwa.

Jumlah-jumlah yang diakui dalam laporan laba rugi dan penghasilan komprehensif lain konsolidasian sehubungan dengan imbalan pasti adalah sebagai berikut:

Amounts recognised in the consolidated statement of profit or loss and other comprehensive income in respect of this benefit plans are as follows:

	2025	2024	
Biaya jasa kini	23.515	53.086	Current service costs
Biaya bunga neto	10.793	12.370	Net interest expense
Biaya jasa lalu	(2.570)	(489)	Past service cost-vested
Pendapatan bunga	(1.078)	(4.301)	Interest income
Penyesuaian aktuaria sebagai dampak pemisahan karyawan	-	17.544	Actuarial adjustments as impact of employee separation
Komponen biaya imbalan pasti yang diakui di laba rugi	30.660	78.210	Components of defined benefits costs recognised in profit or loss
Pengukuran kembali liabilitas imbalan pasti yang diakui di penghasilan komprehensif lain	(71.400)	24.083	Remeasurement on the defined benefit liability recognised in other comprehensive income
Jumlah	**(40.740)**	**102.293**	**Total**

Biaya imbalan pasti untuk tahun berjalan disajikan sebagai bagian dari "Beban umum dan administrasi" pada laba rugi (Catatan 41).

Long-term employee benefit expense for during the years is presented as part of "General and administrative expenses" in profit or loss (Note 41).

Mutasi nilai kini liabilitas imbalan kerja jangka panjang yang diakui di laporan posisi keuangan konsolidasian adalah sebagai berikut:

Movements of long-term employee benefits liability are as follows:

	2025	2024	
Liabilitas imbalan kerja jangka panjang pada awal tahun	164.850	130.174	Long-term employee benefits at the beginning of the year
Beban imbalan kerja jangka panjang tahun berjalan	48.567	78.210	Long-term employee benefits expense during the year
Pengukuran kembali liabilitas imbalan pasti	71.400	24.083	Remeasurement of defined benefit liability
Pengaruh pembatasan aset tahun berjalan			Effect of assets ceiling during the year
Pembayaran imbalan kerja jangka panjang	(25.845)	(553)	Benefits payment during the year
Iuran Grup	(1.855)	(67.064)	Group's contribution
Liabilitas imbalan kerja jangka panjang pada akhir tahun	**239.210**	**164.850**	**Long-term employee benefits liabilities at the end of the year**

Asumsi-asumsi aktuarial utama yang digunakan dalam perhitungan imbalan kerja jangka panjang adalah sebagai berikut:

Principal actuarial assumptions used in the valuation of the long-term employee benefits are as follows:

	2025	2024	
Tingkat kenaikan gaji	2,38% - 9,28%	2,38% - 8,00%	Future salary increase
Tingkat diskonto	-8,26% - 8,00%	6,60% - 7,15%	Discount rate

Analisa sensitivitas dari perubahan asumsi-asumsi utama terhadap liabilitas imbalan kerja jangka panjang pada tanggal 31 Desember 2025 dan 2024 adalah sebagai berikut:

The sensitivities of the overall long-term employee benefits liability as at December 31, 2025 and 2024 to changes in the principal assumptions are as follows:

	31 Desember/*December 31, 2025*			
	Dampak terhadap liabilitas imbalan pasti/ *Impact on Defined Benefit Liability*			
	Perubahan Asumsi/ *Changes in Assumptions*	**Kenaikan Asumsi/ *Increase in Assumptions***	**Penurunan Asumsi/ *Decrease in Assumptions***	
Tingkat diskonto	1%	14.454	17.939	Discount rate
Tingkat pertumbuhan gaji	1%	19.720	15.932	Salary increase rate

	31 Desember/*December 31, 2024*			
	Dampak terhadap liabilitas imbalan pasti/ *Impact on Defined Benefit Liability*			
	Perubahan Asumsi/ *Changes in Assumptions*	**Kenaikan Asumsi/ *Increase in Assumptions***	**Penurunan Asumsi/ *Decrease in Assumptions***	
Tingkat diskonto	1%	(17.448)	19.444	Discount rate
Tingkat pertumbuhan gaji	1%	24.184	(11.018)	Salary increase rate

42. Pajak Penghasilan / Income Taxes

Beban pajak Grup terdiri dari:

The tax expense of the Group consists of the following:

	2025	**2024**	
Beban pajak kini			Current tax expense
Perusahaan	4.371	1.866	The Company
Entitas anak	125.425	235.126	Subsidiaries
Jumlah	129.796	236.992	Total
Beban (manfaat) pajak tangguhan			Deferred tax expense (benefit)
Perusahaan	(147)	(43)	The Company
Entitas anak	221.871	(14.596)	Subsidiaries
Jumlah	221.724	(14.639)	Total
Jumlah	**351.520**	**222.353**	**Total**

Pajak Kini / Current Tax

Rekonsiliasi antara laba sebelum pajak penghasilan menurut laporan laba rugi dan penghasilan komprehensif lain konsolidasian dengan laba kena pajak adalah sebagai berikut:

A reconciliation between profit before tax per consolidated statements of profit or loss and other comprehensive income and taxable income follows:

	2025	**2024**	
Laba sebelum pajak menurut laporan laba rugi dan penghasilan komprehensif lain konsolidasian	2.455.504	1.119.636	Profit before tax per consolidated statements of profit or loss and other comprehensive income
Dikurangi:			Deduct:
Laba sebelum pajak entitas anak	(2.431.559)	(1.183.825)	Profit before tax of the subsidiaries
Laba (rugi) sebelum pajak perusahaan	23.945	(64.189)	Profit (loss) before tax of the Company

	2025	2024	
Perbedaaan temporer:			Temporary differences:
Imbalan kerja jangka panjang	670	194	long-term employee benefits
Perbedaaan tetap:			Permanent differences:
Beban umum dan administrasi	787.243	641.088	General and administrative expenses
Beban penyusutan aset tetap	6.668	35.216	Depreciation expense
Beban sewa	4.327	4.335	Rent expenses
Beban lain-lain	11.713	11.696	Other expenses
Rugi (Laba) selisih kurs	(70.232)	(34.211)	Loss on foreign exchange
Pendapatan sewa	(9.569)	(11.139)	Rent income
Pendapatan bunga	(39.460)	(69.793)	Interest income
Kerugian (keuntungan) dari investasi pada unit reksa dana	(122.082)	(6.552)	Gain from investment in units of mutual funds
Pendapatan dividen	(547.571)	(276.899)	Dividend income
Pendapatan atas penjualan Investasi jangka pendek	(28.734)	(223.855)	Income from sale of short term investment
Kerugian penurunan nilai piutang	2.950	2.591	Loss on impairment of receivables
Jumlah	**(4.747)**	**72.477**	**Total**
Laba kena pajak	19.869	8.482	Taxable profit
Beban pajak kini	4.371	1.866	Current tax expense
Pajak dibayar dimuka	4.239	1.845	Prepaid taxes
Jumlah utang pajak kini	132	21	Current tax payable amount
Rincian utang pajak kini			Details of current tax payable:
Perusahaan	132	21	The Company
Entitas anak	44.311	24.079	Subsidiaries
Jumlah utang pajak kini (Catatan 26)	**44.443**	**24.100**	**Current tax payable amount (Note 26)**

Grup telah menerapkan tarif pajak penghasilan badan 22% dalam perhitungan pajak kini dan pajak tangguhannya.

The Group has applied 22% corporate income tax rate in computing current taxes and deferred tax.

Aset dan liabilitas pajak tangguhan Grup tanggal 31 Desember 2025 dan 2024 telah dihitung menggunakan tarif pajak yang diperkirakan berlaku pada saat realisasi aset dan liabilitas pajak tangguhan.

The Group's deferred tax assets and liabilities as at December 31, 2025 and 2024 have been calculated using the tax rates that are expected to apply when the deferred tax assets and liabilities are realized.

Pajak Tangguhan / **Deferred Tax**

	1 Januari/ *January* 2025	Dikreditkan (dibebankan) ke/ *Credit (charged) to* Laba rugi *Profit and loss*	Penghasilan Komprehensif Lain/*Other Comprehensive Income*	31 Desember/ *December* 2025	
Aset Pajak Tangguhan					**Deferred Tax Assets**
Perusahaan					The Company
Imbalan kerja jangka panjang	-	147	(147)	-	Long-term employee benefits
Entitas anak	465.698	(214.625)	5.445	251.073	Subsidiaries
Jumlah	465.698	(214.478)	5.298	251.073	Total
Liabilitas Pajak Tangguhan					**Deferred Tax Liabilities**
Entitas anak	(8.234)	(43.195)	13.895	(37.534)	Subsidiaries

	1 Januari/ *January* 2024	Dikreditkan (dibebankan) ke/ *Credit (charged) to* Laba rugi *Profit and loss*	Penghasilan Komprehensif Lain/*Other Comprehensive Income*	31 Desember/ *December* 2024	
Aset Pajak Tangguhan					**Deferred Tax Assets**
Perusahaan					The Company
Imbalan kerja jangka panjang	-	43	(43)	-	Long-term employee benefits
Entitas anak	375.773	13.611	76.314	465.698	Subsidiaries
Jumlah	375.773	13.654	76.271	465.698	Total
Liabilitas Pajak Tangguhan					**Deferred Tax Liabilities**
Entitas anak	(4.765)	985	(4.454)	(8.234)	Subsidiaries

Manajemen berkeyakinan bahwa aset pajak tangguhan yang timbul dari perbedaan temporer tersebut dapat direalisasi di masa yang akan datang.

Management believes that deferred tax assets arising on temporary difference can be realized in the future.

Rekonsiliasi antara beban pajak dan hasil perkalian laba akuntansi sebelum pajak dengan tarif pajak yang berlaku dalam laporan laba rugi dan penghasilan komprehensif lain konsolidasian adalah sebagai berikut:

A reconciliation between the total tax expense and the amounts computed by applying the effective tax rates to profit before tax per consolidated statements of profit or loss and other comprehensive income follows:

	2025	2024	
Laba sebelum pajak menurut laporan laba rugi dan penghasilan komprehensif lain konsolidasian	2.455.504	1.119.636	Profit before tax per consolidated statements of profit or loss and other comprehensive income
Dikurangi:			Deduct:
Laba sebelum pajak entitas anak	(2.431.559)	(1.183.825)	Profit before tax of the subsidiaries
Laba (rugi) sebelum pajak perusahaan	23.945	(64.189)	Profit (loss) before tax of the Company
Beban pajak atas dasar tarif pajak yang berlaku	5.268	(14.122)	Tax expense at effective tax rates
Pengaruh pajak atas perbedaan tetap:			Tax effects of permanent differences:
Beban umum dan administrasi	173.193	141.039	General and administrative expenses
Beban penyusutan aset tetap	1.467	7.747	Depreciation expense
Beban sewa	952	954	Rent expenses
Beban lain-lain	2.576	2.573	Other expenses
Laba selisih kurs	(15.451)	(7.526)	Gain on foreign exchange
Pendapatan sewa	(2.105)	(2.450)	Rent income
Pendapatan bunga	(8.681)	(15.354)	Interest income
Kerugian (keuntungan) dari investasi pada unit reksa dana	(26.858)	(1.441)	Gain from investment in units of mutual funds
Pendapatan dividen	(120.466)	(60.918)	Dividend income
Pendapatan atas penjualan investasi jangka pendek	(6.321)	(49.248)	Income from sale of short term investment
Laba selisih kurs			Gain on foreign exchange
Kerugian penurunan nilai piutang	649	570	Loss on impairment of receivables
Jumlah	**(1.044)**	**15.945**	**Total**
Penyesuaian atas aset pajak tangguhan atas laba (rugi) fiscal yang tidak diketahui	-	1.866	Adjustments to deferred tax assets for unknown fiscal income (loss)
Beban pajak Perusahaan	**4.223**	**(43)**	**Tax expense of the Company**

	2025	2024	
Beban (penghasilan) pajak Perusahaan	4.223	(43)	Tax expense (income) of the Company
Beban (penghasilan) pajak entitas anak	347.297	222.396	Tax expense (income) of the subsidiaries
Jumlah	**351.520**	**222.353**	**Total**

43. Laba per Saham / 43. Basic Earnings Per Share

	2025	2024	
Laba bersih untuk Perhitungan laba per saham dasar	2.045.644	957.875	Net profit for computation of basic earnings per share
Jumlah rata-rata saham tertimbang untuk perhitungan laba per saham dasar	6.367.664.717	6.367.664.717	Total weighted average number of shares for computation of basic earnings per share
Laba bersih per saham dasar (dalam Rupiah penuh)	321	150	Basic earnings per share (in full Rupiah)

44. Sifat dan Transaksi Berelasi / 44. Nature of Relationship and Transactions with Related Parties

Sifat Berelasi / Nature of Relationships with Related Parties

Sifat dari hubungan/ *Nature of relationship*	Pihak berelasi/ *Related parties*	Sifat dari transaksi/ *Nature of transactions*
Perusahaan yang dikendalikan oleh anggota keluarga dekat pemegang saham dan manajemen kunci Perusahaan/ *The Company who controlled by close family of shareholders and the key management*	PT Wijaya Pratama Raya	Simpanan nasabah, beban bunga dan bagi hasil/ *Deposits of customer, interest and profit sharing expense*
	PT Wahana Inti Nusantara	Simpanan nasabah, beban bunga dan bagi hasil/ *Deposits of customer, interest and profit sharing expense*
	PT Universal Transindo Mas	Simpanan nasabah, beban bunga dan bagi hasil/ *Deposits of customer, interest and profit sharing expense*
	PT Trisula Kencana Sakti	Simpanan nasabah, beban bunga dan bagi hasil/ *Deposits of customer, interest and profit sharing expense*
	PT Transkarya Usahamaju	Simpanan nasabah, beban bunga dan bagi hasil/ *Deposits of customer, interest and profit sharing expense*
	PT Taruna Cipta Kencana	Simpanan nasabah, beban bunga dan bagi hasil/ *Deposits of customer, interest and profit sharing expense*
	PT Tapian Nadenggan	Simpanan nasabah, beban bunga dan bagi hasil/ *Deposits of customer, interest and profit sharing expense*
	PT Swakarya Adhi Usaha	Simpanan nasabah, beban bunga dan bagi hasil/ *Deposits of customer, interest and profit sharing expense*
	PT Surya Kalimantan Sejati Dua	Simpanan nasabah, beban bunga dan bagi hasil/ *Deposits of customer, interest and profit sharing expense*
	PT Surya Inter Wisesa	Simpanan nasabah, beban bunga dan bagi hasil/ *Deposits of customer, interest and profit sharing expense*

Sifat dari hubungan/ *Nature of relationship*	Pihak berelasi/ *Related parties*	Sifat dari transaksi/ *Nature of transactions*
	PT Super Wahana Tehno	Simpanan nasabah, beban bunga dan bagi hasil/ *Deposits of customer, interest and profit sharing expense*
	PT Sunshine Network Pte Ltd	Simpanan nasabah, beban bunga dan bagi hasil/ *Deposits of customer, interest and profit sharing expense*
	PT Summit Oto Finance	Simpanan nasabah, beban bunga dan bagi hasil/ *Deposits of customer, interest and profit sharing expense*
	PT Sumber Indah Perkasa	Simpanan nasabah, beban bunga dan bagi hasil/ *Deposits of customer, interest and profit sharing expense*
	PT Sumalindo Hutani Jaya	Simpanan nasabah, beban bunga dan bagi hasil/ *Deposits of customer, interest and profit sharing expense*
	PT Soci Mas	Simpanan nasabah, beban bunga dan bagi hasil/ *Deposits of customer, interest and profit sharing expense*
	SMG Management Limited	Simpanan nasabah, beban bunga dan bagi hasil/ *Deposits of customer, interest and profit sharing expense*
	PT Smartfren Telecom Tbk	Aset lain-lain, penjaminan emisi efek, simpanan nasabah, pendapatan *underwriting* asuransi, pendapatan jasa penjaminan emisi dan perantara pedagang efek serta manajer investasi, pendapatan jasa biro administrasi efek, beban *underwriting* asuransi,beban bunga dan bagi hasil/ *Other assets, underwriting, deposits of customer, underwriting insurance income, stock brokerage underwriting and investment management income, securities administration fee, underwriting insurance expenses, interest and profit sharing expense*
	PT Sks Listrik Kalimantan	Simpanan nasabah, beban bunga dan bagi hasil/ *Deposits of customer, interest and profit sharing expense*
	PT Sinarwijaya Ekapratista	Simpanan nasabah, beban bunga dan bagi hasil/ *Deposits of customer, interest and profit sharing expense*
	PT Sinarmas Tunggal	Aset lain-lain, simpanan nasabah, beban bunga dan bagi hasil/ *Other assets, deposits of customer, interest and profit sharing expense*
	PT Sinarmas Respati	Simpanan nasabah, beban bunga dan bagi hasil/ *Deposits of customer, interest and profit sharing expense*
	PT Sinarmas Rendranusa	Simpanan nasabah, beban bunga dan bagi hasil/ *Deposits of customer, interest and profit sharing expense*
	PT Sinarmas Logistic Sejahtera	Simpanan nasabah, beban bunga dan bagi hasil/ *Deposits of customer, interest and profit sharing expense*
	PT Sinarmas Bio Energy	Simpanan nasabah, beban bunga dan bagi hasil/ *Deposits of customer, interest and profit sharing expense*
	PT Sinarindo Gerbangmas	Simpanan nasabah, beban bunga dan bagi hasil/ Deposits of customer, interest and profit sharing expense
	PT Sinar Usaha Marga	Simpanan nasabah, beban bunga dan bagi hasil/ *Deposits of customer, interest and profit sharing expense*
	PT Sinar Usaha Mahitala	Simpanan nasabah, beban bunga dan bagi hasil/ *Deposits of customer, interest and profit sharing expense*
	PT Sinar Syno Kimia	Simpanan nasabah, beban bunga dan bagi hasil/ *Deposits of customer, interest and profit sharing expense*
	PT Sinar Mas Wisesa	Simpanan nasabah, beban bunga dan bagi hasil/ *Deposits of customer, interest and profit sharing expense*
	PT Sinar Mas Ventura	Simpanan nasabah, beban bunga dan bagi hasil/ *Deposits of customer, interest and profit sharing expense*

Sifat dari hubungan/ *Nature of relationship*	Pihak berelasi/ *Related parties*	Sifat dari transaksi/ *Nature of transactions*
	PT Sinar Mas Teladan	Simpanan nasabah, aset lain-lain, beban bunga dan bagi hasil/*Deposits of customer, other assets, interest and profit sharing expense*
	PT Sinar Mas Super Air	Simpanan nasabah, beban bunga dan bagi hasil/ *Deposits of customer, interest and profit sharing expense*
	PT Sinar Mas Specialty Minerals	Simpanan nasabah, beban bunga dan bagi hasil/ *Deposits of customer, interest and profit sharing expense*
	PT Sinarmas Penjamin kredit	Simpanan nasabah, beban bunga dan bagi hasil/ *Deposits of customer, interest and profit sharing expense*
	PT Sinar Mas Cakrawala	Simpanan nasabah, beban bunga dan bagi hasil/ *Deposits of customer, interest and profit sharing expense*
	PT Sinar Mas Agro Resources and Technology Tbk	Investasi jangka pendek, simpanan nasabah, pendapatan underwriting asuransi, pendapatan jasa biro administrasi efek, beban bunga dan bagi hasil/ *Short term investment, deposits of customer, underwriting insurance income, securities administration fee income, interest and profit sharing expense*
	PT Sinar Kencana Inti Perkasa	Simpanan nasabah, beban bunga dan bagi hasil/ *Deposits of customer, interest and profit sharing expense*
	PT Sinar Kencana Intermoda	Simpanan nasabah, beban bunga dan bagi hasil/ *Deposits of customer, interest and profit sharing expense*
	PT Simas Reinsurance Broker	Piutang reasuransi, piutang lain-lain, utang asuransi, simpanan nasabah, beban bunga dan bagi hasil/ *Reinsurance receivable, other receivables, insurance payable, deposits of customer, interest and profit sharing expense*
	PT SGMW Multifinance Indonesia	Simpanan nasabah, beban bunga dan bagi hasil/ *Deposits of customer, interest and profit sharing expense*
	PT Sehatq Harsana Emedika	Simpanan nasabah, beban bunga dan bagi hasil/ *Deposits of customer, interest and profit sharing expense*
	PT Sawit Mas Sejahtera	Simpanan nasabah, beban bunga dan bagi hasil/ *Deposits of customer, interest and profit sharing expense*
	PT Satya Kisma Usaha	Simpanan nasabah, beban bunga dan bagi hasil/ *Deposits of customer, interest and profit sharing expense*
	PT Saranapapan Ekasejati	Aset lain-lain, simpanan nasabah, beban bunga dan bagi hasil/ *Other assets, deposits of customer, interest and profit sharing expense*
	PT Samakta Mitra	Simpanan nasabah, beban bunga dan bagi hasil/ *Deposits of customer, interest and profit sharing expense*
	PT Sabang Pakubuwono Tiga	Simpanan nasabah, beban bunga dan bagi hasil/ *Deposits of customer, interest and profit sharing expense*
	PT Sabang Pakubuwono Satu	Simpanan nasabah, beban bunga dan bagi hasil/ *Deposits of customer, interest and profit sharing expense*
	PT Royal Oriental	Simpanan nasabah, aset lain-lain, beban bunga dan bagi hasil/ *Deposits of customer, other assets, interest and profit sharing expense*
	PT Roundhill Watala	Simpanan nasabah, beban bunga dan bagi hasil/ Deposits of customer, interest and profit sharing expense
	PT Roundhill Capital Indonesia	Simpanan nasabah, beban bunga dan bagi hasil/ *Deposits of customer, interest and profit sharing expense*
	PT Rolimex Kimia Nusamas	Simpanan nasabah, beban bunga dan bagi hasil/ *Deposits of customer, interest and profit sharing expense*
	PT Reasuransi Nusantara Makmur	Simpanan nasabah, beban bunga dan bagi hasil/ *Deposits of customer, interest and profit sharing expense*

Sifat dari hubungan/ *Nature of relationship*	Pihak berelasi/ *Related parties*	Sifat dari transaksi/ *Nature of transactions*
	PT Ramajaya Pramukti	Simpanan nasabah, beban bunga dan bagi hasil/ *Deposits of customer, interest and profit sharing expense*
	PT Purimas Sasmita	Simpanan nasabah, beban bunga dan bagi hasil/ *Deposits of customer, interest and profit sharing expense*
	PT Propertindo Prima	Simpanan nasabah, beban bunga dan bagi hasil/ *Deposits of customer, interest and profit sharing expense*
	PT Praba Selaras Pratama	Simpanan nasabah, beban bunga dan bagi hasil/ *Deposits of customer, interest and profit sharing expense*
	PT Plaza Indonesia Realty	Simpanan nasabah, beban bunga dan bagi hasil/ *Deposits of customer, interest and profit sharing expense*
	PT Phinisindo Zamrud Nusantara	Simpanan nasabah, beban bunga dan bagi hasil/ *Deposits of customer, interest and profit sharing expense*
	PT Petro Sinar Mas Kondensat	Simpanan nasabah, beban bunga dan bagi hasil/ *Deposits of customer, interest and profit sharing expense*
	PT Perwita Margasakti	Aset lain-lain, simpanan nasabah/*Other assets, deposits of customer*
	PT Perusahaan Perkebunan Panigoran	Simpanan nasabah, beban bunga dan bagi hasil/ *Deposits of customer, interest and profit sharing expense*
	PT Pembangunan Deltamas	Simpanan nasabah, beban bunga dan bagi hasil/ *Deposits of customer, interest and profit sharing expense*
	PT Paraga Arthamida	Simpanan nasabah, beban bunga dan bagi hasil/ *Deposits of customer, interest and profit sharing expense*
	PT Oto Multiartha	Simpanan nasabah, beban bunga dan bagi hasil/ *Deposits of customer, interest and profit sharing expense*
	PT Oriente Mas Sejahtera	Simpanan nasabah, beban bunga dan bagi hasil/ *Deposits of customer, interest and profit sharing expense*
	PT Mp Leidong West Indonesia	Simpanan nasabah, beban bunga dan bagi hasil/ *Deposits of customer, interest and profit sharing expense*
	PT Menara Madju	Simpanan nasabah, beban bunga dan bagi hasil/ *Deposits of customer, interest and profit sharing expense*
	PT Mekanusa Cipta	Simpanan nasabah, beban bunga dan bagi hasil/ *Deposits of customer, interest and profit sharing expense*
	PT Mega Nusa Inti Sawit	Simpanan nasabah, beban bunga dan bagi hasil/ *Deposits of customer, interest and profit sharing expense*
	PT Matra Olah cipta	Simpanan nasabah, beban bunga dan bagi hasil/ *Deposits of customer, interest and profit sharing expense*
	PT Maligi Permata Industrial Estate	Simpanan nasabah, beban bunga dan bagi hasil/ *Deposits of customer, interest and profit sharing expense*
	PT Langgeng Kreasitama	Simpanan nasabah, beban bunga dan bagi hasil/ *Deposits of customer, interest and profit sharing expense*
	PT Kuansing Inti Makmur	Simpanan nasabah, beban bunga dan bagi hasil/ *Deposits of customer, interest and profit sharing expense*
	PT Kresna Duta Agroindo	Simpanan nasabah, beban bunga dan bagi hasil/ Deposits of customer, interest and profit sharing expense
	PT Kreasi Mas Indah	Simpanan nasabah, beban bunga dan bagi hasil/ Deposits of customer, interest and profit sharing expense
	PT Kookmin Best Insurance Indonesia	Simpanan nasabah, piutang pembiayaan sewa, pendapatan bunga dan bagi hasil, beban bunga dan bagi hasil/ *Deposits of customer, finance lease receivable, interest and profit sharing income, interest and profit sharing expense*

Sifat dari hubungan/ *Nature of relationship*	Pihak berelasi/ *Related parties*	Sifat dari transaksi/ *Nature of transactions*
	PT Kencana Graha Permai	Simpanan nasabah, beban bunga dan bagi hasil/ *Deposits of customer, interest and profit sharing expense*
	PT Kembangan Permai Development	Simpanan nasabah, beban bunga dan bagi hasil/ *Deposits of customer, interest and profit sharing expense*
	PT Karya Cemerlang Persada	Simpanan nasabah, beban bunga dan bagi hasil/ *Deposits of customer, interest and profit sharing expense*
	PT Karawang Tatabina	Simpanan nasabah, beban bunga dan bagi hasil/ *Deposits of customer, interest and profit sharing expense*
	PT Karawang Bukit Golf	Simpanan nasabah, beban bunga dan bagi hasil/ *Deposits of customer, interest and profit sharing expense*
	PT Ivo Mas Tunggal	Premi asuransi, simpanan nasabah, kredit, beban *underwriting* asuransi/*Premium insurance, deposits of customer, credit, insurance underwriting expense*
	PT Inti Tekno Sukses Bersama	Simpanan nasabah, aset lain-lain, beban bunga dan bagi hasil/ *Deposits of customer, other assets, interest and profit sharing expense*
	PT. Harapan Anang Bakri & Sons	Simpanan nasabah, aset lain-lain, beban bunga dan bagi hasil/*Deposits of customer, other assets, interest and profit sharing expense*
	PT Inter Sarana Prabawa	Simpanan nasabah, beban bunga dan bagi hasil/ *Deposits of customer, interest and profit sharing expense*
	PT Innovate Mas Indonesia	Simpanan nasabah, beban bunga dan bagi hasil/ *Deposits of customer, interest and profit sharing expense*
	PT Indah Suryasari Wijaya Limantara	Simpanan nasabah, beban bunga dan bagi hasil/ *Deposits of customer, interest and profit sharing expense*
	PT Dami Mas Sejahtera	Simpanan nasabah, beban bunga dan bagi hasil/ *Deposits of customer, interest and profit sharing expense*
	PT Celesta Prime Technology Pte Ltd	Simpanan nasabah, beban bunga dan bagi hasil/ *Deposits of customer, interest and profit sharing expense*
	PT Catur Paramita	Simpanan nasabah, beban bunga dan bagi hasil/ *Deposits of customer, interest and profit sharing expense*
	PT Cahayanusa Gemilang	Simpanan nasabah, beban bunga dan bagi hasil/ *Deposits of customer, interest and profit sharing expense*
	PT Bungo Bara Utama Jakarta	Simpanan nasabah, beban bunga dan bagi hasil/ *Deposits of customer, interest and profit sharing expense*
	PT Bumipermai Lestari	Simpanan nasabah, beban bunga dan bagi hasil/ *Deposits of customer, interest and profit sharing expense*
	PT Bumimas Ekapersada	Simpanan nasabah, beban bunga dan bagi hasil/ *Deposits of customer, interest and profit sharing expense*
	PT Bumi Serpong Damai Tbk	Investasi jangka pendek, aset lain-lain, simpanan nasabah, pendapatan *underwriting* asuransi, beban underwriting asuransi, pendapatan jasa biro administrasiefek, beban bunga dan bagi hasil/ *Short term investment, other assets, deposits of customer, underwriting insurance income, underwriting insurance expense, securities administration fee income, interest and profit sharing expense*
	PT Duta Pertiwi Tbk	Simpanan nasabah, aset lain-lain, beban bunga dan bagi hasil/ *Deposits of customer, other assets, interest and profit sharing expense*
	PT Bumi Sawit Permai	Simpanan nasabah, beban bunga dan bagi hasil/ *Deposits of customer, interest and profit sharing expense*
	PT Bumi Permai Lestari	Simpanan nasabah, beban bunga dan bagi hasil/ *Deposits of customer, interest and profit sharing expense*

Sifat dari hubungan/ *Nature of relationship*	Pihak berelasi/ *Related parties*	Sifat dari transaksi/ *Nature of transactions*
	PT Bumi Parama Wisesa	Simpanan nasabah, beban bunga dan bagi hasil/ *Deposits of customer, interest and profit sharing expense*
	PT Bumi Megah Graha Asri	Simpanan nasabah, beban bunga dan bagi hasil/ *Deposits of customer, interest and profit sharing expense*
	PT Bumi Karawang Damai	Simpanan nasabah, beban bunga dan bagi hasil/ *Deposits of customer, interest and profit sharing expense*
	PT Bumi Indah Asri	Simpanan nasabah, beban bunga dan bagi hasil/ *Deposits of customer, interest and profit sharing expense*
	PT Buana Wiralestari Mas	Simpanan nasabah, beban bunga dan bagi hasil/ *Deposits of customer, interest and profit sharing expense*
	PT Buana Bumi Energi	Simpanan nasabah, beban bunga dan bagi hasil/ *Deposits of customer, interest and profit sharing expense*
	PT Buana Adhitama	Simpanan nasabah, beban bunga dan bagi hasil/ *Deposits of customer, interest and profit sharing expense*
	PT Borneo Indobara	Simpanan nasabah, beban bunga dan bagi hasil/ *Deposits of customer, interest and profit sharing expense*
	PT Bintang Rajawali Perkasa	Simpanan nasabah, investasi dalam saham, ekuitas pada laba entitas asosiasi, pendapatan Lain-lain, beban bunga dan bagi hasil/*Deposits of customer, investment in share, gain from equity of associates, other income, interest and profit sharing expense*
	PT Bina Sinar Amity	Simpanan nasabah, beban bunga dan bagi hasil/ *Deposits of customer, interest and profit sharing expense*
	PT Bhakti Manunggal Karya	Simpanan nasabah, beban bunga dan bagi hasil/ *Deposits of customer, interest and profit sharing expense*
	PT Berau Coal Energy Tbk	Simpanan nasabah, pendapatan bunga dan bagi hasil, pendapatan jasa biro administrasi efek, beban bunga dan bagi hasil/ *Deposits of customer, interest income, securities administration fee income, interest and profit sharing expense*
	PT Berau Coal	Simpanan nasabah, pendapatan bunga dan bagi hasil, beban bunga dan bagi hasil/ *Deposits of customer, working capital financing with factoring receivable, interest and profit sharing income, interest and profit sharing expense*
	PT Balai Lelang Sinarmas	Simpanan nasabah, beban bunga dan bagi hasil/ *Deposits of customer, interest and profit sharing expense*
	PT Asia Trade Logistics	Simpanan nasabah, beban bunga dan bagi hasil/ *Deposits of customer, interest and profit sharing expense*
	PT Arara Abadi	Premi asuransi, Simpanan nasabah, pendapatan *underwriting* asuransi, beban bunga dan bagi hasil/ *Deposits of customer, underwriting insurance income, interest and profit sharing expense*
	PT App International Marketing Pte Ltd	Simpanan nasabah, beban bunga dan bagi hasil/ *Deposits of customer, interest and profit sharing expense*
	PT Sinar Mas Tjipta	Beban umum dan administrasi/*General and administration*
	PT Anugerah Pertiwi Sejahtera	Simpanan nasabah, beban bunga dan bagi hasil/ *Deposits of customer, interest and profit sharing expense*
	PT Andalan Mas Sejahtera	Simpanan nasabah, beban bunga dan bagi hasil/ *Deposits of customer, interest and profit sharing expense*
	PT Argha Karya Prima Industry Tbk	Simpanan nasabah, beban bunga dan bagi hasil/ *Deposits of customer, interest and profit sharing expense*
	PT Agropalma Sejahtera	Simpanan nasabah, beban bunga dan bagi hasil/ *Deposits of customer, interest and profit sharing expense*
	PT Agrolestari Mandiri	Simpanan nasabah, beban bunga dan bagi hasil/ *Deposits of customer, interest and profit sharing expense*

Sifat dari hubungan/ *Nature of relationship*	Pihak berelasi/ *Related parties*	Sifat dari transaksi/ *Nature of transactions*
Hubungan keluarga, akan tetapi tidak mempunyai: (i) pengaruh signifikan; (ii) kesamaan pengendalian dan kepemilikan/ *Family relationships, however, do not have: (i) a significant influence; (ii) equality of control and ownership*	PT Sadang Mas	Simpanan nasabah, beban bunga dan bagi hasil/ *Deposits of customer, interest and profit sharing expense*
	PT Purinusa Ekapersada	Simpanan nasabah, beban bunga dan bagi hasil/ *Deposits of customer, interest and profit sharing expense*
	PT Pindo Deli Pulp And Paper Mills	Investasi jangka pendek, Simpanan nasabah, pendapatan underwriting asuransi, pendapatan jasa penjaminan emisi dan perantara pedagang efek serta manajer investasi, beban bunga dan bagi hasil/ *Short term investment, deposits of customer, underwriting insurance income, stock brokerage, underwriting and investment management income, interest and profit sharing expense*
	PT Pelayaran Utama Karyamaju	Simpanan nasabah, beban bunga dan bagi hasil/ *Deposits of customer, interest and profit sharing expense*
	PT Paramitra Gunakarya Cemerlang	Simpanan nasabah, beban bunga dan bagi hasil, piutang, sewa pembiayaan/*Deposits of customer, interest and profit sharing expense*
	PT Paramitra Abadimas Cemerlang	Simpanan nasabah, beban bunga dan bagi hasil/ *Deposits of customer, interest and profit sharing expense*
	PT Pabrik Kertas Tjiwi Kimia Tbk	Investasi jangka pendek, Simpanan nasabah, pendapatan underwriting asuransi, pendapatan jasa biro administrasi efek/ *Short term investment, deposits of customer, underwriting insurance income, securities administration fee*
	PT Oki Pulp and Paper Mills	Simpanan nasabah, pendapatan jasa penjaminan emisi dan perantara pedagang efek serta manajer investasi, beban bunga dan bagi hasil/ *Deposits of customer, stock brokerage, underwriting and investment management income, interest and profit sharing expense*
	PT Oji Sinar Mas Packaging	Simpanan nasabah, beban bunga dan bagi hasil/ *Deposits of customer, interest and profit sharing expense*
	PT Lontar Papyrus Pulp & Paper Industry	Simpanan nasabah, pendapatan underwriting asuransi, pendapatan jasa penjaminan emisi dan perantara pedagang efek serta manajer investasi, beban bunga dan bagi hasil/*Deposits of customer, underwriting insurance income, stock brokerage, underwriting and investment management income, interest and profit sharing expense*
	PT Kreasi Kotak Megah	Simpanan nasabah, beban bunga dan bagi hasil/ *Deposits of customer, interest and profit sharing expense*
	PT Konverta Mitra Abadi	Simpanan nasabah, pendapatan bunga dan bagi hasil, beban bunga dan bagi hasil/*Deposits of customer, interest income, interest and profit sharing expense*
	PT Kati Kartika Murni	Simpanan nasabah, pendapatan bunga dan bagi hasil, beban bunga dan bagi hasil/*Deposits of customer, interest income, interest and profit sharing expense*
	PT Asia Paperindo Perkasa	Simpanan nasabah, pendapatan bunga dan bagi hasil, beban bunga dan bagi hasil/*Deposits of customer, interest and profit sharing income, interest and profit sharing expense*
	PT Intercipta Kimia Pratama	Simpanan nasabah, beban bunga dan bagi hasil/ Deposits of customer, interest and profit sharing expense
	PT Dian Bestari Sejahtera	Simpanan nasabah, beban bunga dan bagi hasil/ *Deposits of customer, interest and profit sharing expense*

Sifat dari hubungan/ *Nature of relationship*	Pihak berelasi/ *Related parties*	Sifat dari transaksi/ *Nature of transactions*
Perusahaan yang dimiliki secara langsung atau tidak langsung oleh pemegang saham Perusahaan/*Companies that directly and indirectly owned by the Company's shareholder*	PT The Univenus	Premi asuransi, simpanan nasabah, pendapatan *underwriting* asuransi, beban bunga dan bagi hasil/ *Premium insurance, deposits of customer, underwriting insurance income, interest and profit sharing expense*
	PT Sinarmas Hana Finance	Simpanan nasabah, piutang premi, beban bunga dan bagi hasil/*Deposits of customer, premium receivables, interest and profit sharing expense*
	PT Peduli Sehat Gotong Royong	Simpanan nasabah, investasi dalam saham, aset lain-lain, bagian laba anak perusahaan dan perusahaan asosiasi, beban bunga dan bagi hasil/ *Deposits of customer, investment in share, other assets, profit of subsidiary and associates, interest and profit sharing expense*
	PT KB Insurance Indonesia	Investasi dalam saham, utang asuransi, bagian laba anak perusahaan dan perusahaan asosiasi, pendapatan Lain-lain/ *Investment in share, finance lease receivable, insurance payable, profit of subsidiary and associates, deposit of customer, interest and profit sharing income, other income, interest and profit sharing expense*
	PT Cakrawala Mega Indah	Simpanan nasabah, pendapatan *underwriting* asuransi, beban *underwriting* asuransi, beban bunga dan bagi hasil/*Deposits of customer, underwriting insurance income, underwriting insurance expense, interest and profit sharing expense*
	PT Asuransi Summit Oto	Piutang reasuransi, simpanan nasabah, beban bunga dan bagi hasil/*Reinsurance receivable, deposits of customer, interest and profit sharing expense*
	PT MSIG Life Insurance IndonesiaTbk	Simpanan nasabah, investasi jangka pendek, pendapatan jasa biro administrasi efek, pendapatan lain-lain, beban bunga dan bagi hasil/ *Deposits of customer, short term investment, securities administration fee income, other income, interest and profit sharing expense*
Manajemen kunci Perusahaan/ *The Company's key management*		Simpanan nasabah, piutang pembiayaan multiguna, kredit yang diberikan, pendapatan bunga dan bagi hasil, beban bunga dan bagi hasil/ *Deposits of customer, multipurpose financing receivables, loans, interest and profit sharing income, interest and profit sharing expense*
Manajemen kunci Grup/ The Group's key management		Simpanan nasabah, piutang pembiayaan multiguna, aset lain-lain, pendapatan bunga dan bagi hasil, beban bunga dan bagi hasil/ *Deposits of customer, multipurpose financing receivables, other assets, interest income, interest and profit sharing expense*

Transaksi-transaksi Berelasi

Dalam kegiatan usahanya, Grup melakukan transaksi tertentu dengan pihak berelasi.

a. Saldo dalam laporan posisi keuangan konsolidasian yang merupakan transaksi dengan pihak-pihak berelasi yang material pada tanggal laporan posisi keuangan konsolidasian adalah sebagai berikut:

Transactions with Related Parties

In the normal course of business, the Group entered into certain transactions with related parties.

a. Significant balances with related parties in the consolidated statements of financial position as at consolidated statement of financial position dates follows:

	2025		2024		
	Jumlah/ *Total*	Persentase Terhadap Jumlah Aset/ Jumlah Liabilitas/ *Percentage to Total Assets/ Total Liabilities*	Jumlah/ *Total*	Persentase terhadap Jumlah Aset/ Jumlah Liabilitas/ *Percentage to Total Assets/ Total Liabilities*	
ASET					**ASSETS**
Investasi jangka pendek	4.244.414	3,53%	5.181.316	4,42%	Short-term investments
Piutang pembiayaan multiguna	522	0,00%	615	0,00%	Multipurpose financing receivables
Piutang sewa pembiayaan	8.357	0,01%	33.408	0,03%	Finance lease receivables
Piutang pembiayaan modal kerja skema anjak piutang			18.954	0,02%	Working capital financing with factoring scheme receivables
Piutang premi dan reasuransi			971	0,00%	Premium and reinsurance receivables
Kredit yang diberikan	110.156	0,09%	104.202	0,09%	Loans
Piutang lain-lain	76.730	0,06%	544.053	0,46%	Other receivables
Aset lain-lain	397.838	0,33%	717.019	0,61%	Other assets
Jumlah Aset	**4.838.017**	**4,02%**	**6.600.538**	**5,63%**	**Total Assets**
LIABILITAS					**LIABILITIES**
Simpanan dan simpanan dari bank lain	5.944.544	6,29%	8.422.492	9,16%	Deposits and deposits from other banks
Utang asuransi			433.887	0,47%	Insurance payables
Liabilitas lain-lain	2.667.201	2,82%	1.500	0,00%	Other liabilities
Jumlah Liabilitas	**8.611.745**	**9,11%**	**8.857.879**	**9,63%**	**Total Liabilities**

b. Pada tanggal 31 Desember 2025 dan 2024, Grup menginvestasikan dananya masing-masing sebesar Rp172.113 dan Rp137.326 dalam unit penyertaan reksa dana yang dikelola oleh SMS, entitas anak, sebagai manajer investasi (Catatan 5).

c. Grup telah mengasuransikan properti investasi dan aset tetap pada ASM (Catatan 18 dan 19).

d. Beban gaji dan tunjangan yang telah dibayar oleh Grup kepada seluruh dewan komisaris dan direksi untuk tahun 2025 dan 2024 masing-masing sebesar Rp696.953 dan Rp486.659.

e. Pada tanggal 31 Desember 2025 dan 2024, saldo transaksi komitmen dan kontinjensi (L/C dan bank garansi) dengan pihak berelasi masing-masing sebesar Rp114.779 dan Rp116.355 (Catatan 54).

f. Transaksi dengan pihak-pihak berelasi dilakukan dengan kebijakan harga dan syarat normal, sebagaimana dilakukan dengan pihak yang tidak berelasi, kecuali piutang pembiayaan multiguna kepada karyawan.

b. As at December 31, 2025 and 2024, the Group invested its funds amounting to Rp172,113 and Rp137,326, respectively, in units of mutual funds which were managed by SMS, a subsidiary, as investment manager (Note 5).

c. The Group has insured the investment properties and property and equipment with ASM (Notes 18 and 19).

d. The aggregate salaries and benefits paid by the Group to all commissioners and directors in 2025 and 2024 amounted to Rp696,953 and Rp486,659, respectively.

e. As at December 31, 2025 and 2024, the total balance of commitments and contingencies transactions (L/C and bank guarantees) with related parties amounted to Rp114,779 and Rp116,355, respectively (Note 54).

f. Transactions with related parties are conducted with normal policies and terms, as if done with nonrelated parties, except for multipurpose financing receivables to employees.

45. Aset dan Liabilitas Moneter Bersih dalam Mata Uang Asing

45. Net Monetary Assets and Liabilities Denominated in Foreign Currencies

	2025		2024		
	Ekuivalen/ *Equivalent in* US$	Ekuivalen/ *Equivalent in* Rp	Ekuivalen/ *Equivalent in* US$	Ekuivalen/ *Equivalent in* Rp	
Aset					**Assets**
Kas dan bank	78.750.122	1.313.471	176.063.358	2.845.536	Cash and cash in banks
Investasi jangka pendek	608.737.073	10.163.395	654.701.027	10.581.278	Short term investments
Link Unit	21.991.928	369.069	-	-	Unit Link
Piutang premi dan reasuransi	(38.764.051)	(650.538)	66.609.021	1.076.535	Premiums and reinsurance receivables
Kredit yang diberikan	16.268.337	271.275	25.615.580	413.999	Loans
Tagihan akseptasi	2.716.268	45.294	1.903.354	30.762	Acceptance receivables
Piutang lain-lain	2.258.542	37.903	1.754.053	28.349	Other receivables
Aset reasuransi	152.637.703	2.561.566	136.193.912	2.201.166	Reinsurance assets
Aset lain-lain	50.765.697	851.922	38.427.732	621.069	Other assets
Jumlah Aset	895.361.619	14.963.357	1.101.268.037	17.798.694	Total assets
Liabilitas					Liabilities
Simpanan dan simpanan dari bank lain	241.867.898	4.033.147	463.724.910	7.494.722	Deposits and deposits from other banks
Utang asuransi	25.579.629	429.277	65.962.628	1.066.088	Insurance payables
Kewajiban Kontrak Dana Terpisah	21.783.059	365.563	11.423.772	184.631	Segregated funds contract liabilities - Unit link
Premi belum merupakan pendapatan dan estimasi liabilitas klaim	113.988.545	1.912.956	99.940.663	1.615.241	Unearned premiums and estimated claim liabilities
Own retention claims	67.034.312	1.124.970	-	-	Acceptance payables
Liabilitas akseptasi	2.717.525	45.315	1.903.354	30.762	Acceptance payables
Beban akrual	88.891	1.488	74.496	1.204	Accrued expenses
Liabilitas lain-lain	3.073.867	51.500	19.867.529	321.099	Other liabilities
Jumlah Liabilitas	476.133.726	7.964.216	662.897.352	10.713.747	Total liabilities
Jumlah Aset - bersih	**419.227.893**	**6.999.141**	**438.370.685**	**7.084.947**	**Total Assets - Net**

Pada tanggal 31 Desember 2025 dan 2024, kurs konversi yang digunakan Grup diungkapkan pada Catatan 2 atas laporan keuangan konsolidasian.

As at December 31, 2025 and 2024, the conversion rates used by the Group were disclosed in Note 2 to consolidated financial statements.

46. Nilai Wajar Aset dan Liabilitas

Tabel berikut menyajikan pengukuran nilai wajar aset dan liabilitas tertentu Grup:

46. Fair Value of Financial Assets and Financial Liabilities

The following table sets forth the carrying amounts and estimated fair values of the Group's financial assets and liabilities:

	2025				
	Nilai Tercatat/ *Carrying value*	Pengukuran nilai wajar menggunakan *Fair value measurement using:*			
		Level 1	Level 2	Level 3	
Aset yang diukur pada nilai wajar:					**Assets measured at fair value**
Aset keuangan yang diukur pada nilai wajar melalui laba rugi					Fair value through profit or loss
Saham	1.656.437	1.656.437	-	-	Shares and warrants
Obligasi	4.163.151	4.163.151	-	-	Bonds

2025

	Nilai Tercatat/ *Carrying value*	Pengukuran nilai wajar menggunakan *Fair value measurement using:* Level 1	Level 2	Level 3	
Reksadana	11.302.448	11.302.448	-	-	Units of mutual fund
Aset pemegang polis unit link	19.852.080	19.852.080	-	-	Segregated funds net assets - unit link
Tagihan Derivatif	-	-	-	-	Derivative receivables
Aset keuangan yang diukur pada nilai wajar melalui penghasilan komprehensif lain					At fair value through other comprehensive income
Saham	904.327	904.327	-	-	Shares
Obligasi	15.309.568	15.309.568	-	-	Bonds
Investasi dalam saham	2.987.099	2.987.099	-	-	Investment in shares
Aset yang nilai wajarnya disajikan:					**Asset for which fair values are disclosed**
Dukur pada biaya perolehan diamortisasi					At amortized cost
Penempatan pada Bank Indonesia	8.655.784	8.655.784	-	-	Placement with bank Indonesia
Obligasi	12.382.334	-	12.382.334	-	Bonds
Efek-efek yang dibeli dengan janji jual Kembali	1.394.940	1.394.940	-	-	Securities purchased under agreements to resell
Piutang pembiayaan multiguna	1.262.692	-	1.262.692	-	Multipurpose financing receivables
Piutang sewa pembiayaan	407.949	-	407.949	-	Finance lease receivable
Kredit yang diberikan	10.857.033	-	10.857.033	-	Loans
Tagihan akseptasi	161.224	-	161.224	-	Acceptance receivable
Piutang pembiayaan modal kerja skema anjak piutang	1.164.388	-	1.164.388	-	Working capital financing with factoring scheme receivables
Aset lain-lain - Setoran jaminan			-	-	Other assets - security deposit
Tagihan atas wesel ekspor	18.632	-	1.164.388	-	Export bills receivable
Liabilitas keuangan yang diukur pada nilai wajar					**Liabilities measured at fair value**
Dana pemegang polis unit link	-	-	-	-	Segregated fund contract liabilities - unit link
Liabilitas derivatif	-	-	-	-	Devirative liabilities
Liabilitas yang nilai wajarnya disajikan:					**Liabilities for which fair value are disclosed**
Diukur pada biaya perolehan diamortisasi					At amortized cost
Simpanan dan simpanan dari bank lain	45.367.868	-	45.367.868	-	Deposits and deposits from other banks
Efek-efek yang dijual dengan janji beli Kembali	-		-	-	Securities sold under agreements
Liabilitas akseptasi	161.553	-	161.553	-	Acceptance payables
Utang transaksi efek	502.248	-	502.248	-	Securities transaction payables
Surat berharga yang diterbitkan	9.029.855	9.029.855	-	-	Securities issued
Pinjaman yang diterima	2.509.972	-	2.509.972	-	Loans received

2024

	Nilai Tercatat/ *Carrying value*	Pengukuran nilai wajar menggunakan *Fair value measurement using:* Level 1	Level 2	Level 3	
Aset yang diukur pada nilai wajar:					**Assets measured at fair value**
Aset keuangan yang diukur pada nilai wajar melalui laba rugi					Fair value through profit or loss
Saham	1.992.647	1.992.647	-	-	Shares and warrants
Obligasi	4.587.906	4.587.906	-	-	Bonds
Tagihan Derivatif	27.502	27.502	-	-	Derivative receivables

	2024				
		Pengukuran nilai wajar menggunakan *Fair value measurement using:*			
	Nilai Tercatat/ *Carrying value*	Level 1	Level 2	Level 3	
Reksadana	8.106.401	8.106.901	-	-	Units of mutual fund
Aset pemegang polis unit link	19.323.978	19.323.978	-	-	Segregated funds net assets - unit link
Tagihan Derivatif	1.855	1.855	-	-	Derivative receivables
Aset keuangan yang diukur pada nilai wajar melalui penghasilan komprehensif lain					At fair value through other comprehensive income
Saham	1.793.751	1.793.751	-	-	Shares
Obligasi	14.762.253	14.762.253	-	-	Bonds
Investasi dalam saham	2.703.631	2.703.631	-	-	Investment in shares
Aset yang nilai wajarnya disajikan:					**Asset for which fair values are disclosed**
Dukur pada biaya perolehan diamortisasi					At amortized cost
Penempatan pada Bank Indonesia	11.106.035	11.106.035	-	-	Placement with bank Indonesia
Obligasi	6.173.184	-	6.173.184	-	Bonds
Efek-efek yang dibeli dengan janji jual Kembali	192.215	192.215	-	-	Securities purchased under agreements to resell
Piutang pembiayaan multiguna	1.537.356	-	1.537.356	-	Multipurpose financing receivables
Piutang sewa pembiayaan	125.516	-	125.516	-	Finance lease receivable
Kredit yang diberikan	12.618.690	-	12.618.690	-	Loans
Tagihan akseptasi	38.129	-	38.129	-	Acceptance receivable
Piutang pembiayaan modal kerja skema anjak piutang	1.474.546	-	1.474.546	-	Working capital financing with factoring scheme receivables
Aset lain-lain - Setoran jaminan	102.920	102.920	-	-	Other assets - security deposit
Tagihan atas wesel ekspor	32.821	-	32.821	-	Export bills receivable
Liabilitas keuangan yang diukur pada nilai wajar					**Liabilities measured at fair value**
Dana pemegang polis unit link	20.733.020	20.733.020	-	-	Segregated fund contract liabilities - unit link
Liabilitas derivatif	1.746	1.746	-	-	Devirative liabilities
Liabilitas yang nilai wajarnya disajikan:					**Liabilities for which fair value are disclosed**
Diukur pada biaya perolehan diamortisasi					At amortized cost
Simpanan dan simpanan dari bank lain	43.930.669	-	43.930.669	-	Deposits and deposits from other banks
Efek-efek yang dijual dengan janji beli Kembali	879.455	879.455	-	-	Securities sold under agreements
Liabilitas akseptasi	38.160	-	38.160	-	Acceptance payables
Utang transaksi efek	89.688	-	89.688	-	Securities transaction payables
Surat berharga yang diterbitkan	9.436.290	9.436.290	-	-	Securities issued
Pinjaman yang diterima	1.257.352	-	1.257.352	-	Loans received

Nilai wajar instrumen keuangan yang diperdagangkan di pasar aktif adalah berdasarkan kuotasi harga pasar pada tanggal pelaporan. Pasar dianggap aktif apabila kuotasi harga tersedia sewaktu-waktu dan dapat diperoleh secara rutin dari bursa, pedagang efek atau perantara efek, badan penyedia jasa penentuan harga kelompok industri atau badan pengatur, dan harga tersebut mencerminkan transaksi pasar yang aktual dan rutin dalam suatu transaksi yang wajar. Kuotasi harga pasar yang digunakan untuk aset keuangan yang dimiliki oleh Grup adalah harga penawaran *(bid price)* terkini. Instrumen keuangan seperti ini termasuk dalam hierarki Level 1.

The fair value of financial instruments traded in active markets is based on quoted market prices at the reporting date. A market is regarded as active if quoted prices are readily and regularly available from stock exchange, securities trader, broker, industry group pricing service, or regulatory agency, and those prices represent actual and regularly occurring market transaction on an arm's length basis. The quoted market price used for financial assets held by the Group is the current bid price. These instruments are included in Level 1.

Nilai wajar instrumen keuangan yang tidak diperdagangkan di pasar aktif ditentukan menggunakan teknik penilaian. Teknik penilaian ini memaksimalkan penggunaan data pasar yang

The fair value of financial instruments that are not traded in an active market is determined by using valuation techniques. These valuation techniques maximize the use of observable market data where

dapat diobservasi yang tersedia dan sesedikit mungkin mengandalkan estimasi spesifik yang dibuat oleh entitas. Jika seluruh input signifikan yang dibutuhkan untuk menentukan nilai wajar dapat diobservasi, maka instrumen tersebut termasuk dalam hierarki Level 2.

it is available and rely as little as possible on entity's specific estimates. If all significant inputs required to fair value an instrument are observable, the instrument is included in hierarcy Level 2.

Jika satu atau lebih input signifikan tidak diambil dari data pasar yang dapat diobservasi, maka instrumen tersebut termasuk dalam hierarki Level 3.

If one or more of the significant inputs is not based on observable market data, the instrument is included in hierarchy Level 3.

Teknik penilaian yang digunakan untuk mengukur estimasi nilai wajar Level 2 dan Level 3 adalah analisa arus kas diskonto.

Valuation technique used to measure fair value estimates of level 2 and level 3 is the discounted cash flow analysis.

47. Perjanjian dan Ikatan

Perusahaan menandatangani Perjanjian Kerjasama Penyediaan Jasa Layanan Informasi dengan PT Indo Fin Tek (IFT). Perjanjian kerjasama tersebut mencakup jasa layanan informasi yang akan disediakan Perusahaan berdasarkan permintaan pemeriksaan informasi yang dilakukan oleh IFT melalui SMMA *Cloud* dan biaya jasa layanan informasi. Perjanjian ini dapat diakhiri efektif secara langsung berdasarkan perjanjian tertulis kedua belah pihak.

47. Agreements and Contracts

The Company signed a Cooperation Agreement for the Provision of Information Services with PT Indo Fin Tek (IFT). The cooperation agreement includes information services that will be provided by the Company based on requests for information inspection conducted by IFT through SMMA Cloud and information service fees. This agreement can be terminated effectively directly based on the written agreement of both parties.

48. Komitmen dan Kontinjensi

a. BS, entitas anak, memiliki komitmen pembelian dan penjualan tunai mata uang asing (*spot, forward dan swap*) yang belum diselesaikan pada tanggal 31 Desember 2025 dan 2024 adalah sebagai berikut:

48. Commitments and Contingencies

a. BS, a subsidiary, has commitments on purchases and sales of foreign currencies (spot, forward and swap) which have not yet been realized as at December 31, 2025 and 2024. Details follows:

	2025	2024	
Pembelian tunai mata uang asing *(spot, forward* dan *swap*)			Purchase foreign currencies (spot, forward and swap)
Dolar Amerika Serikat	329.656	177.045	U.S Dollar
Yen Jepang	15.038	-	Japanese Yen
Yuan China	15.007	-	China Yuan
Euro	37.675	-	Euro
Dolar Australia	3.346	-	Australian Dollar
Jumlah	400.722	177.045	Total
Penjualan tunai mata uang asing *(spot, forward* dan *swap*)			Sell foreign currencies (spot, forward and swap)
Dolar Amerika Serikat	853.543	523.892	U.S Dollar
Yen Jepang	55.748	-	Japanese Yen
Euro	35.228	-	Euro
Jumlah	944.519	523.892	Total

Pada tanggal 31 Desember 2025, transaksi spot dan *swap* di atas akan selesai masing-masing dalam 1 hari sampai 2 hari dan 1 hari sampai 38 hari.

As of December 31, 2025, the above spot and swap transactions are normally settled in 1 day to 2 days and 1 day to 38 days, respectively.

Pada tanggal 31 Desember 2024, transaksi spot*, forward,* dan *swap* di atas akan selesai masing-masing dalam 1 hari sampai 2 hari, 1 hari sampai 40 hari, dan 1 hari sampai 56 hari.

As of December 31, 2024, the above spot, forward, and swap transactions are normally settled in 1 day to 2 days, 1 days to 40 days, and 1 day to 56 days, respectively.

b. BS memiliki tagihan dan liabilitas komitmen dan kontinjensi dalam rangka ekspor-impor, pemberian garansi dan pemberian kredit kepada nasabah dengan rincian sebagai berikut:

b. BS has commitments and contingent receivables and liabilities under export-import, guarantees and loans given to the customers as follows:

	2025	2024	
Komitmen			Commitments
Liabilitas komitmen			Commitment liabilities
Fasilitas kredit kepada nasabah yang belum digunakan	1.189.106	512.494	Unused loan commitments granted to customers
Irrevocable letter of credit	57.709	29.011	Irrevocable letter of credit
Jumlah	1.246.815	541.505	Total
Kontinjensi			Contingencies
Tagihan kontinjensi			Contingent receivables
Pendapatan bunga dalam penyelesaian	15.828	32.107	Past due interest revenues
Liabilitas kontinjensi			Contingent liabilities
Bank garansi	378.638	789.456	Bank guarantees issued
Jumlah - bersih	(362.810)	(757.349)	Net

Pada tanggal 31 Desember 2025 dan 2024, saldo transaksi komitmen dan kontinjensi berupa *letters of credit* dan bank garansi dengan pihak berelasi masing-masing sebesar Rp50.287 dan Rp114.779 (Catatan 51).

As of December 31, 2025 and 2024, commitment and contingent transactions consisting of letters of credit and bank guarantees with related parties amounted to Rp50,287 and Rp114,779, respectively (Note 51).

Pada tanggal 31 Desember 2025 dan 2024, jangka waktu untuk *letter of credit* masing-masing berkisar antara 1 - 3 bulan, dan 1 - 7 bulan, sedangkan untuk bank garansi masing-masing berkisar antara 2 - 60 bulan dan 1 - 60 bulan.

As of December 31, 2025 and 2024, the average terms of letters of credit are from 1 month until 3 months and 1 month until 7 months, respectively, while for bank guarantees are from 1 month until 60 months and 2 month until 60 months, respectively.

Saldo L*etter of Credit* yang dijamin dengan jaminan tunai pada tanggal 31 Desember 2025 dan 2024 masing-masing adalah sebesar Rp6.450 dan Rp69.

Letters of credit outstanding secured by cash collateral as of December 31, 2025 and 2024 amounted to Rp6,450 and Rp69, respectively.

Saldo bank garansi yang dijamin dengan jaminan tunai pada tanggal 31 Desember 2025 dan 2024 masing-masing adalah sebesar Rp252.589 dan Rp523.454.

Bank guarantees secured by cash collateral as of December 31, 2025 and 2024 amounted to Rp252,589 and Rp523,454, respectively.

49. Informasi Segmen

Segmen operasi dilaporkan sesuai dengan pelaporan internal kepada pembuat keputusan operasional, yang bertanggung jawab atas alokasi sumber daya ke masing-masing segmen yang dilaporkan serta menilai kinerja masing-masing segmen tersebut.

49. Segment Information

Operating segments are reported in accordance with the internal reporting to the operating decision maker who is responsible for the allocation of resources to each segment are reported as well as assess the performace of each segment.

	2025									
	Induk Perusahaan/ *The Company*	Jasa asuransi/ *Insurance Service*	Pembiayaan konsumen, Piutang sewa pembiayaan dan anjak piutang/ *Multipurpose Financing, Finance Lease, Working Capital Financing*	Jasa biro administrasi efek/ *Securities Administration Fee*	Jasa penjaminan emisi dan perantara pedagang efek serta jasa manajer investasi/ *Stock Brokerage, Underwriting and investment Manager*	Perbankan/ *Banking*	Pembangunan, Perdagangan, dan Jasa/ *Property, Trading, and Service*	Jumlah sebelum eliminasi/ *Total before elimination*	Eliminasi/ *Elimination*	Jumlah setelah eliminasi/ *Total* after *elimination*
Pendapatan operasional/ *Operating income*	-	20.567.471	-	9.550	473.404	-	23.841	21.074.266	1.450	21.075.716
Pendapatan bunga dan bagi hasil/ *Interest and profit sharing income*	35.580	1.355.342	749.237	-	35.769	3.023.716	22.299	5.221.943	(84.391)	5.137.552
Keuntungan (kerugian) penjualan investasi jangka pendek – bersih/ *Gain (loss) on sale short term investment - net*	28.734	389.538	-	-	1.129	256.906	37.186	713.493	-	713.493
Keuntungan dari investasi pada unit reksa dana/ *Gain on investments in units of mutual fund*	122.082	453.608	176	1.293	93.784	2.326	102.351	775.620	-	775.620
Keuntungan kurs mata uang asing - bersih/ *Gain on foreign exchange - net*	95.999	46.661	159	-	16.856	197.395	272	357.342	(36.452)	320.890
Penyisihan (pemulihan) penurunan nilai efek-efek/ *Gain (loss) in changing in fair value of securities*	-	1.720.373	-	-	2.602	636	22.775	1.746.386	-	1.746.386
Bagian laba pada entitas asosiasi/ *Net income from subsidiary*	2.281.472	123.754	4.542	8.642	-	-	32.805	2.451.215	(2.293.756)	157.459
Pendapatan administrasi dan komisi/ *Administration fee and commission*	-	-	59.622	-	-	1.162.605	-	1.222.227	(113.870)	1.108.357
Penjualan/*Sales*							690.621	690.621	(3.307)	687.314
Pendapatan lain-lain/ *Others income*	117.672	(140.653)	228.756	79	6.503	39.317	315.155	566.829	(241.685)	325.144
Jumlah pendapatan/ *Total income*	2.681.539	24.516.094	1.042.492	19.564	630.047	4.682.901	1.247.305	34.819.942	(2.772.011)	32.047.931
Beban operasional/ *Operating expenses*	-	20.773.090	-	-	-	-	-	20.773.090	(46.334)	20.726.756
Gaji dan tunjangan karyawan/ *Salaries and employee benefit*	22.409	51.726	220.482	6.324	138.742	1.448.069	74.652	1.962.404	-	1.962.404
Umum dan adminstrasi/ *General and administrative*	40.187	106.780	217.264	2.205	144.340	1.703.512	144.472	2.358.760	(400.324)	1.958.436
Bunga dan bagi hasil/ *Interest and profit sharing expenses*	745.999	262	333.184	-	1.948	1.210.499	7.936	2.299.828	(67.844)	2.231.984
Kerugian kurs mata uang asing – bersih/ *Losses on foreign exchange - net*	25.767	16.788	(6.181)	-	-	-	80	36.454	(36.452)	2
Beban kerugian penurunan nilai aset keuangan dan non keuangan/ *Provision for impairment losses on finance asset and non financial asset*	2.950	88.174	49.252	-	14.546	(216.143)	(1.479)	(62.700)	-	(62.700)
Beban pokok penjualan/ *Cost of goods sold*	-	-	-	-	-	-	697.603	697.603	-	697.603
Beban lain-lain/*Others expenses*	13.806	8.452	73.686	1.385	(15.216)	17.235	2.015.757	2.115.105	(37.161)	2.077.944
Jumlah beban operasional/ *Total expenses*	851.118	21.045.272	887.687	9.914	284.360	4.163.172	2.939.021	30.180.544	(588.115)	29.592.429
Laba sebelum pajak/ *Income (losses) before tax*	1.830.421	1.510.789	154.805	9.650	345.687	519.729	(1.691.716)	4.639.398	(2.183.896)	2.455.502
Beban pajak/*Tax benefit (expense)*	(4.223)	(45.434)	(32.135)	(46)	(61.815)	(197.299)	(14.724)	(355.676)	4.160	(351.516)
Laba bersih/*Net income*	1.826.198	1.465.355	122.670	9.604	283.872	322.430	(1.706.440)	4.283.722	(2.179.736)	2.103.986
Aset segmen/*Segment assets*	6.557.765	47.576.173	5.391.304	23.341	2.119.189	57.220.153	7.808.036	126.695.961	(9.570.372)	117.125.589
Investasi dalam saham/ *Investment in shares*	26.194.285	1.202.108	224.610	285.030	17.302	-	1.962.158	29.885.493	(26.898.395)	2.987.098
Aset yang tidak dialokasikan/ *Unallocated assets*	8.313	67.021	50.605	92	12.904	82.943	56.681	278.559	-	278.559
Jumlah aset/*Total assets*	32.760.363	48.845.302	5.666.519	308.463	2.149.395	57.303.096	9.826.875	156.860.013	(36.468.767)	120.391.246
Liabilitas segmen/ *Segment liabilities*	8.707.361	41.312.906	4.696.584	3.239	584.849	48.424.703	1.315.573	105.045.215	(10.713.727)	94.331.488
Liabilitas yang tidak dialokasikan/ *Unallocated liabilities*	518	37.852	3.568	202	31.512	52.824	22.180	148.656	-	148.656
Jumlah liabilitas/*Total liabilities*	8.707.879	41.350.758	4.700.152	3.441	616.361	48.477.527	1.337.753	105.193.871	(10.713.727)	94.480.144

* Aset segmen tidak termasuk pajak dibayar dimuka dan aset pajak tangguhan, sedangkan liabilitas segmen tidak termasuk utang pajak dan liabilitas pajak tangguhan/
**Segment assets are excluded prepaid tax and deferred tax asset whereas segment liabilities are excluded taxes payable and deferred tax liabilities*

	2024									
	Induk Perusahaan/ *The Company*	Underwriting asuransi/ *Insurance Underwriting*	Pembiayaan konsumen, Piutang sewa pembiayaan dan anjak piutang/ *Multipurpose Financing, Finance Lease, Working Capital Financing*	Jasa biro administrasi efek/ *Securities Administration Fee*	Jasa penjaminan emisi dan perantara pedagang efek serta jasa manajer investasi/ *Stock Brokerage, Underwriting and investment Manager*	Perbankan/ *Banking*	Pembangunan, Perdagangan, dan Jasa/ *Property, Trading, and Service*	Jumlah sebelum eliminasi/ *Total before elimination*	Eliminasi/ *Elimination*	Jumlah setelah eliminasi/ *Total after elimination*
Pendapatan operasional *Operating income*	-	17.429.749	-	8.849	533.473	-	6.556	17.978.627	(174.068)	17.804.559
Pendapatan bunga dan bagi hasil/ *Interest and profit sharing income*	45.276	1.329.644	774.525	-	72.026	3.757.694	14.258	5.993.423	(22.707)	5.970.716
Keuntungan (kerugian) penjualan investasi jangka pendek – bersih/ *Gain (loss) on sale short term investment - net*	217.665	243.867	-	-	(460)	146.827	(194.344)	413.555	-	413.555
Keuntungan dari investasi pada unit reksa dana/ *Gain on investments in units of mutual fund*	6.552	496.923	-	-	3.334	(7.325)	142.698	642.182	-	642.182
Keuntungan kurs mata uang asing - bersih/ *Gain on foreign exchange - net*	34.211	42.716	1.662	-	16.554	104.588	66	199.797	(35.840)	163.957
Penyisihan (pemulihan) penurunan nilai efek-efek/ *Gain (loss) in changing in fair value of securities*	-	(217.990)	-	-	(1.917)	12.377	3.131	(204.399)	-	(204.399)
Bagian laba pada entitas asosiasi/ *Net income from subsidiary*	699.658	41.661	775	7.982	-	-	6.094	756.170	(654.428)	101.742
Pendapatan administrasi dan komisi/ *Administration fee and commission*	-	-	91.920	-	-	700.291	-	792.211	(72.507)	719.704
Penjualan/*Sales*	-	-	-	-	-	-	643.171	643.171	(2.998)	640.173
Pendapatan lain-lain/ *Others income*	135.411	(23.786)	485.934	1.214	69.804	50.798	272.871	992.246	(254.366)	737.880
Jumlah pendapatan/ *Total income*	1.138.773	19.342.784	1.354.816	18.045	692.814	4.765.250	894.501	28.206.983	(1.216.914)	26.990.069
Beban operasional/ *Operating expenses*	-	17.054.141	-	-	-	-	-	17.054.141	(61)	17.054.080
Gaji dan tunjangan karyawan/ *Salaries and employee benefit*	23.039	621.784	221.344	7.629	114.587	1.282.544	75.551	2.346.478	-	2.346.478
Umum dan adminstrasi/ *General and administrative*	52.836	759.457	704.439	1.764	205.427	1.778.334	161.857	3.664.114	(737.018)	2.927.096
Bunga dan bagi hasil/ *Interest and profit sharing expenses*	595.855	1.499	459.695		870	1.206.381	12.730	2.277.030	(46.155)	2.230.875
Kerugian kurs mata uang asing – bersih/ *Losses on foreign exchange - net*	-	36.114	(396)	-	-	-	123	35.841	(35.840)	1
Beban kerugian penurunan nilai aset keuangan dan non keuangan/ *Provision for impairment losses on finance asset and non financial asset*	7.891	12.647	413.176	-	-	44.362	25.313	503.389	-	503.389
Beban pokok penjualan/ *Cost of goods sold*	-	-	-	-	-	-	661.602	661.602	-	661.602
Beban lain-lain/*Others expenses*	13.679	8.309	80.738	278	34	14.813	73.038	190.889	(43.977)	146.912
Jumlah beban operasional/ *Total expenses*	693.300	18.493.951	1.878.996	9.671	320.918	4.326.434	1.010.214	26.733.484	(863.051)	25.870.433
Laba sebelum pajak/ *Income (losses) before tax*	445.473	848.833	(524.180)	8.374	371.896	438.816	(115.713)	1.473.499	(353.863)	1.119.636
Beban pajak/*Tax benefit (expense)*	(1.824)	(94.383)	12.674	(207)	(70.491)	(68.679)	(3.600)	(226.510)	4.157	(222.353)
Laba bersih/*Net income*	443.649	754.450	(511.506)	8.167	301.405	370.137	(119.313)	1.246.989	(349.706)	897.283
Aset segmen/*Segment assets*	6.909.247	41.650.125	5.275.015	22.035	1.796.555	54.921.497	8.569.443	119.143.917	(6.060.768)	113.083.149
Investasi dalam saham/ *Investment in shares*	22.623.282	1.043.831	594.107	261.294	35.152	-	793.462	25.351.128	(21.847.734)	3.503.394
Aset yang tidak dialokasikan/ *Unallocated assets*	5.894	182.865	72.749	212	11.857	261.545	70.459	605.581	-	605.581
Jumlah aset/*Total assets*	29.538.423	42.876.821	5.941.871	283.541	1.843.564	55.183.042	9.433.364	145.100.626	(27.908.502)	117.192.124
Liabilitas segmen/ *Segment liabilities*	6.367.590	35.439.581	5.016.544	3.413	173.668	46.968.068	4.558.824	98.527.688	(6.757.043)	91.770.645
Liabilitas yang tidak dialokasikan/ *Unallocated liabilities*	786	105.717	6.824	430	15.895	71.242	14.795	215.689	-	215.689
Jumlah liabilitas/*Total liabilities*	6.368.376	35.545.298	5.023.368	3.843	189.563	47.039.310	4.573.619	98.743.377	(6.757.043)	91.986.334

* Aset segmen tidak termasuk pajak dibayar dimuka dan aset pajak tangguhan, sedangkan liabilitas segmen tidak termasuk utang pajak dan liabilitas pajak tangguhan/
**Segment assets are excluded prepaid tax and deferred tax asset whereas segment liabilities are excluded taxes payable and deferred tax liabilities*

50. Tujuan dan Kebijakan Manajemen Risiko Keuangan

Aktivitas Grup terpengaruh berbagai risiko keuangan: risiko pasar (termasuk risiko mata uang asing, risiko suku bunga dan risiko harga), risiko kredit dan risiko likuiditas. Program manajemen risiko Grup secara keseluruhan difokuskan pada pasar keuangan yang tidak dapat diprediksi dan Grup menjalankan kegiatan operasional secara hati-hati untuk meminimalkan efek yang berpotensi merugikan kinerja keuangan Grup.

Manajemen risiko merupakan tanggung jawab Direksi. Direksi bertugas menentukan prinsip dasar kebijakan manajemen risiko Grup secara keseluruhan serta kebijakan pada area tertentu seperti risiko mata uang asing, risiko suku bunga, risiko harga, risiko kredit, risiko likuiditas, risiko hukum, risiko strategis dan risiko operasional.

Dalam pelaksanaannya, penerapan manajemen risiko Grup meliputi pengawasan aktif manajemen, penerapan kebijakan dan prosedur, penetapan limit risiko, proses identifikasi, pengukuran dan pemantauan risiko, penerapan sistem informasi dan pengendalian risiko serta sistem pengendalian internal.

Risiko Kredit

Risiko kredit adalah risiko bahwa Grup akan mengalami kerugian yang timbul dari pelanggan atau pihak lawan akibat gagal memenuhi liabilitas kontraktualnya. Grup mengendalikan risiko kredit dengan cara melakukan hubungan usaha dengan pihak lain yang memiliki kredibilitas, menganalisa risiko kredit pelanggan baru sebelum persyaratan pembayaran dan distribusi ditawarkan, menetapkan kebijakan verifikasi dan otorisasi kredit, serta memantau kolektibilitas pinjaman yang diberikan dan piutang secara berkala untuk mengurangi jumlah piutang tak tertagih.

Kualitas kredit baik yang belum jatuh tempo atau tidak mengalami penurunan nilai dapat dinilai dengan mengacu pada informasi historis mengenai tingkat gagal bayar debitur:

50. Financial Risk Management Objectives and Policies

The Group's activities are exposed to a variety of financial risks: market risk (including currency risk, interest rate risk and price risk), credit risk and liquidity risk. The Group's overall risk management programme focuses on the unpredictability of financial markets and seeks to minimize potential adverse effects on the Group's financial performance.

Risk management is the responsibility of the Board of Directors (BOD). The BOD has the responsibility to determine the basic principles of the Group's risk management as well as principles covering specific areas, such as foreign exchange risk, interest rate risk, price risk, credit risk,liquidity risk, legal risk, strategic risk and operasional risk.

In practice, implementation of risk management of the Group includes active supervision of management, implementation of policies and procedures, risk limits, the process of identification, measurement and monitoring of risk, implementation of information systems and control risk and internal control systems.

Credit Risk

Credit risk is the risk that the Group will incur a loss arising from the customers or counterparties which fail to fulfill their contractual obligations. The Group manages and controls the credit risk by dealing only with recognised and credit worthy parties, setting internal policies on verifications and authorizations of credit, and regularly monitoring the collectibility of receivables to reduce the exposure to bad debts.

The credit quality of financial assets that are neither past due nor impaired can be assessed by reference to historical information about counterparty default rates:

	2025			
	Belum jatuh Tempo/ *Not past due*	**Jatuh tempo dan mengalami penurunan nilai/ *Past due and impaired***	**Jumlah/ *Total***	
Kas dan bank	9.180.682	263	9.180.945	Cash and cash in banks
Investasi jangka pendek	78.249.702	189.538	78.439.240	Short-term investments
Piutang pembiayaan multiguna	1.262.692	48.889	1.311.581	Multipurpose financing receivables
Piutang pembiayaan sewa	407.949	5.689	413.638	Finance lease receivables
Piutang pembiayaan modal kerja skema anjak piutang	1.164.388	78.496	1.242.884	Working capital financing with factoring sgcheme receivables
Kredit yang diberikan	10.857.033	753.940	11.610.973	Loans
Tagihan akseptasi	161.224	29	161.253	Acceptances receivable
Piutang transaksi efek	652.467	-	652.467	Securities transaction receivables
Piutang lain - lain	2.694.439	17.137	2.711.576	Other receivables
Aset lain-lain	5.128.539	-	5.128.539	Other assets
Jumlah	**109.759.115**	**1.093.981**	**110.853.096**	**Total**

	2024			
	Belum jatuh Tempo/ *Not past due*	Jatuh tempo dan mengalami penurunan nilai/ *Past due and impaired*	Jumlah/ *Total*	
Kas dan bank	8.828.002	565	8.828.567	Cash and cash in banks
Investasi jangka pendek	70.659.008	175.560	70.834.568	Short-term investments
Piutang pembiayaan multiguna	1.537.356	54.876	1.592.232	Multipurpose financing receivables
Piutang pembiayaan sewa	125.516	18.515	144.031	Finance lease receivables
Piutang pembiayaan modal kerja skema anjak piutang	1.474.546	179.637	1.654.183	Working capital financing with factoring sgcheme receivables
Kredit yang diberikan	12.618.690	1.554.963	14.173.653	Loans
Tagihan akseptasi	38.129	15	38.144	Acceptances receivable
Piutang transaksi efek	171.354	-	171.354	Securities transaction receivables
Piutang lain - lain	3.557.261	550	3.557.811	Other receivables
Aset lain-lain	102.089	-	102.089	Other assets
Jumlah	**99.111.951**	**1.984.681**	**101.096.632**	**Total**

Berikut adalah laporan posisi keuangan konsolidasian yang terkait risiko kredit:

The table below shows consolidated statement of financial position exposures related to credit risk:

	2025		2024		
	Jumlah bruto/ *Gross amount*	Jumlah neto/ *Net amount*	Jumlah bruto/ *Gross amount*	Jumlah neto/ *Net amount*	
Diukur pada nilai wajar melalui laba rugi					At fair value through profit and loss
Investasi jangka pendek - efek-efek - saham	2.154.274	2.154.274	1.992.647	1.992.647	Short-term investment - securities - shares and warrants
Investasi jangka pendek - efek-efek - obligasi	5.043.225	5.043.225	4.587.906	4.587.906	Short-term investment - securities - bonds
Investasi jangka pendek - efek-efek - reksadana	9.670.632	9.670.632	8.106.401	8.106.401	Short-term investment - securities units of mutual fund
Investasi jangka pendek - aset pemegang unit link - reksadana	19.852.080	19.852.080	19.323.978	19.323.978	Short-term investment - securities unit link - units of mutual fund
Diukur pada nilai wajar melalui penghasilan komprehensif lain					At fair value through other comprehensive income
Investasi jangka pendek - efek-efek - saham	904.327	904.327	1.793.751	1.793.751	Short-term investment - securities shares
Investasi jangka pendek - efek-efek - obligasi	15.309.568	15.309.568	14.762.253	14.762.253	Short-term investment - securities bonds
Investasi dalam saham	2.126.442	2.126.442	2.703.631	2.703.631	Investment in shares
Diukur pada biaya perolehan diamortisasi					At amortized cost
Kas dan bank	9.180.945	9.180.682	8.828.567	8.898.002	Cash and cash in banks
Investasi jangka pendek - penempatan pada bank lain	8.656.012	8.655.784	11.106.174	11.106.035	Short-term investment - placement with other banks
Investasi jangka pendek - deposito berjangka	3.894.479	3.894.479	2.955.592	2.955.592	Short-term investment - time deposits
Investasi jangka pendek - efek-efek - tagihan atas wesel ekspor	13.659	13.659	32.821	32.821	Short-term investment - securities export bill receivables
Investasi jangka pendek - efek-efek - refinancing	300.000	300.000	-	-	Short-term investment - securities - refinancing
Piutang pembiayaan multiguna	1.311.581	1.262.692	1.592.232	1.537.356	Multipurpose financing receivables
Piutang sewa pembiayaan	413.638	407.949	144.031	125.516	Finance lease receivables
Piutang pembiayaan modal kerja skema anjak piutang	1.242.884	1.164.388	1.654.183	1.474.546	Working capital financing with factoring scheme receivables
Piutang transaksi efek	652.467	652.467	171.354	171.354	Securities transaction receivables
Piutang lain-lain	2.711.576	2.694.439	3.557.811	3.557.261	Other account receivable
Tagihan akseptasi	161.253	161.224	38.144	38.129	Acceptances receivable
Kredit yang diberikan	11.610.973	10.857.033	14.173.653	12.618.690	Loans
Aset lain-lain	5.128.539	5.128.539	102.089	102.089	Other assets
Jumlah Aset Keuangan	**100.338.554**	**99.433.883**	**97.627.218**	**95.887.958**	**Total Financial Assets**

Risiko Pasar

Risiko pasar merupakan nilai wajar atau arus kas kontraktual masa datang dari suatu instrumen keuangan yang dimiliki oleh Grup akan terpengaruh akibat perubahan variabel pasar seperti suku bunga, nilai tukar, termasuk turunan dari kedua risiko tersebut (risiko instrumen derivatif).

a. Risiko Suku Bunga

Risiko suku bunga Grup timbul dari kredit, simpanan dan simpanan dari bank lain dan pinjaman yang diterima. Kredit, simpanan dan simpanan dari bank lain dan pinjaman yang diterima dengan suku bunga mengambang mengakibatkan timbulnya risiko suku bunga arus kas terhadap Grup. Aset keuangan dan liabilitas keuangan dengan suku bunga tetap mengakibatkan timbulnya risiko nilai wajar suku bunga terhadap Grup.

Grup menganalisa eksposur suku bunga secara dinamis. Berbagai skenario disimulasikan dengan mempertimbangkan pembiayaan kembali, pembaruan posisi yang ada, serta alternatif pembiayaan. Untuk setiap simulasi, pergerakan suku bunga yang sama digunakan untuk seluruh mata uang. Berdasarkan skenario ini, Grup menghitung dampak laba atau rugi dari pergerakan suku bunga. Skenario-skenario tersebut dilakukan hanya untuk liabilitas yang mewakili posisi utama yang dikenakan bunga.

Pada tanggal 31 Desember 2025 dan 2024, jika suku bunga atas kredit, simpanan dan simpanan dari bank lain dan pinjaman yang diterima didenominasikan dalam Rupiah lebih tinggi/rendah 1% dan variabel lain dianggap tetap, laba setelah pajak untuk tahun periode/tahun berjalan akan lebih tinggi/rendah masing-masing sebesar Rp19.531, dan Rp16.427, terutama sebagai akibat tingginya/ rendahnya pendapatan bunga dari kredit dan beban bunga dari pinjaman dengan suku bunga mengambang.

b. Risiko Mata Uang Asing

Grup terpengaruh risiko nilai tukar mata uang asing yang timbul dari berbagai eksposur mata uang, terutama terhadap Dolar Amerika Serikat. Risiko nilai tukar mata uang asing timbul dari transaksi komersial di masa depan serta aset dan liabilitas yang diakui.

Market Risk

Market risk is the risk that the fair value or future contractual cash flows of a financial instrument held by the Group will be affected due to changes in market variables such as interest rates, exchange rates, including derivatives of both risks (risks of derivative instruments).

a. Interest rate risk

The Group's interest rate risk arises from loans, deposits and deposits from other banks and loans received. Loans, deposits and deposits from other banks and loans received at floating rates expose the Group to cash flow interest rate risk. Financial assets and financial liabilities at fixed rates expose the Group to fair value interest rate risk.

The Group analyzes its interest rate exposure on a dynamic basis. Various scenarios are simulated taking into consideration refinancing, renewal of existing positions, alternative financing. For each simulation, the same interest rate is used for all currencies. Based on these scenarios, the Group calculates the impact on profit or loss of a defined interest rate shift. The scenarios are applied only for liabilities that represent the major interest-bearing positions.

As at December 31, 2025 and 2024, if interest rates on loans, deposits and deposits from other banks and loans received had been 1% higher/lower with all other variables held constant, profit before tax during the period/year would have been higher/lower amounting to Rp19,531 and Rp16,427, respectively, mainly as a result of higher/lower interest income and interest expense on loans and loans received with floating interest rates.

b. Foreign currency risk

The Group is exposed to foreign exchange risk arising from various currency exposures, primarily with respect to the U.S. Dollar. Foreign exchange risk arises from future commercial transactions and recognised assets and liabilities.

Manajemen telah menetapkan kebijakan yang mengharuskan Grup mengelola risiko nilai tukar mata uang asing terhadap mata uang fungsionalnya. Risiko nilai tukar mata uang asing timbul ketika transaksi komersial masa depan atau aset dan liabilitas yang diakui didenominasikan dalam mata uang yang bukan mata uang fungsional. Risiko diukur dengan menggunakan proyeksi arus kas.

Management has set up a policy to require Group to manage the foreign exchange risk against their functional currency. Foreign exchange risk arises when future commercial transactions or recognised assets or liabilities are denominated in a currency that is not the entity's functional currency. The risk is measured using cash flow forecasts.

Pada tanggal 31 Desember 2025 dan 2024, jika mata uang melemah/menguat sebesar 5% terhadap Dolar Amerika Serikat dengan variabel lain konstan, laba setelah pajak untuk tahun berjalan akan lebih tinggi/rendah masing-masing sebesar Rp131.775 dan Rp32.855 terutama diakibatkan keuntungan/(kerugian) dari penjabaran aset keuangan dan liabilitas keuangan.

As at December 31, 2025 and 2024, if the currency had weakened/ strengthened by 5%, against the U.S. Dollar with all other variables held constant, post-tax profit for the year would have been higher/lower amounting to Rp131,775 and Rp32,855 respectively, mainly as a result of foreign exchange gains (losses) on translation of monetary financial assets and liabilities.

c. Risiko Harga

c. Price risk

Grup terpengaruh risiko harga efek ekuitas dan efek utang karena Grup memiliki investasi yang diklasifikasikan sebagai diukur padanilai wajar melalui penghasilan komprehensif lain dan diukur pada nilai wajar melalui laba rugi dalam laporan posisi keuangan konsolidasian.

The Group is exposed to equity and debt securities price risk because of investments held by the Group and classified the consolidated statements of financial position at fair value through other comprehensive income and at fair value through profit and loss.

Untuk mengelola risiko harga yang timbul dari investasi efek ekuitas, Grup melakukan diversifikasi portofolio. Diversifikasi portofolio dilakukan sesuai dengan batasan yang ditentukan oleh Grup.

To manage its price risk arising from investments in equity securities, the Group diversifies its portfolio. Diversification of the portfolio is done in accordance with the limits set by the Group.

Grup memiliki investasi pada saham entitas lain yang diperdagangkan di bursa, investasi pada unit reksadana dan investasi pada obligasi yang mempunyai dampak kenaikan/penurunan pada laba setelah pajak Grup untuk tahun berjalan dan dampak pada komponen ekuitas lainnya. Dengan asumsi bahwa harga efek ekuitas dan efek utang - pada nilai wajar melalui laba rugi telah naik/turun sebesar 1% dan seluruh variabel lain konstan, akan berdampak terhadap laba setelah pajak untuk tahun 2025 dan

The Group has investments in shares of other entities that are traded in stock exchange, investment in units of mutual funds, and investment in debt securities that would have an impact on the increase/decrease on post-tax profit for the period and other equity component. With assumption if FVPL equity and debt securities price assumption of being 1% higher/lower with all other variables held constant, post-tax profit in 2025 and 2024 would have been higher/lower by Rp132,791 and Rp127,197 respectively, while if AFS'

2024 lebih tinggi/rendah sebesar Rp132.791 dan Rp127.197. Sedangkan apabila harga efek ekuitas dan efek utang - yang diukur melalui penghasilan komprehensif lain telah naik/turun sebesar 1% dan seluruh variabel lain konstan, berdampak terhadap komponen ekuitas lainnya pada tahun 2025 dan 2024 lebih tinggi/rendah masing-masing sebesar Rp175.905 dan Rp176.655. Laba setelah pajak untuk tahun berjalan akan naik/turun sebagai akibat keuntungan/(kerugian) pada surat berharga ekuitas yang diukur pada nilai wajar melalui laba rugi. Komponen ekuitas lainnya akan naik/turun sebagai akibat keuntungan/ (kerugian) pada surat berharga ekuitas yang diukur pada nilai wajar melalui penghasilan komprehensif lain.

equity and debt securities measured through other comprehensive income had been 1% higher/lower with all other variables held constant, other equity component would have been higher/lower by Rp175.905 and Rp176,655, respectively. Post-tax profit for the year would increase/decrease as a result of gains (losses) on equity securities classified as at fair value through profit or loss. Other components of equity would increase/ decrease as a result of gains (losses) on equity securities classified at fair value through other comprehensive income.

Untuk mengelola risiko harga yang timbul dari investasi pada surat berharga utang, Grup melakukan analisa terkait besaran bunga kupon yang ditawarkan dengan tingkat imbal hasil yang diharapkan oleh pasar.

To manage price risk arising from investments in debt securities, the Group performs an analysis of the offered interest rate of bonds and the required rate of return which is generally expected by the market.

Risiko Likuiditas

Risiko likuiditas adalah risiko kerugian yang timbul karena Grup tidak memiliki likuiditas yang cukup untuk memenuhi liabilitasnya.

Dalam pengelolaan risiko likuiditas, manajemen memantau dan menjaga jumlah kas dan setara kas yang dianggap memadai untuk membiayai operasional Grup dan untuk mengatasi dampak fluktuasi arus kas. Manajemen juga melakukan evaluasi berkala atas proyeksi arus kas dan arus kas aktual, termasuk jadwal jatuh tempo utang, dan terus-menerus melakukan penelaahan pasar keuangan untuk mendapatkan sumber pendanaan yang optimal.

Tabel di bawah ini menganalisa liabilitas keuangan Grup yang diselesaikan secara neto yang dikelompokkan berdasarkan periode yang tersisa sampai dengan tanggal jatuh tempo kontraktual. Jumlah yang diungkapkan dalam tabel merupakan arus kas kontraktual yang tidak didiskontokan:

Liquidity Risk

Liquidity risk is a risk arising when the cash flow position of the Group is not enough to cover the liabilities which become due.

In the management of liquidity risk, management monitors and maintains a level of cash and cash equivalents deemed adequate to finance the Group's operations and to mitigate the effects of fluctuation in cash flows. Management also regularly evaluates the projected and actual cash flows, including loan maturity profiles, and continuously assess conditions in the financial markets for opportunities to obtain optimal funding sources.

The table below analyzes the Group's financial liabilities into relevant maturity groupings based on the remaining period to the contractual maturity date. The amounts disclosed in the table are the contractual undiscounted cash flow:

	2025						
	< 1 tahun/ *< 1 year*	> 1 tahun s.d 2 tahun/ *< 1 year to 2 year*	> 2 tahun s.d 5 tahun *< 2 year to 5 year*	> 5 tahun/ *> 5 year*	Jumlah/ *Total*	Biaya transaksi/ *Transaction cost*	Jumlah/ *Total*
Liabilitas/*Liabilities*							
Simpanan dan simpanan dari bank lain/ *Deposits and deposits from other banks*	45.367.868	-	-	-	45.367.868	-	45.367.868
Surat berharga yang diterbitkan/ *Securities issued*	1.882.816	1.111.000	4.110.450	1.864.719	8.968.985	(35.437)	8.933.548
Pinjaman yang diterima/ *Loans received*	332.959	134.744	683.196	1.361.300	2.512.199	(2.228)	2.509.971

	2025						
	< 1 tahun/ *< 1 year*	> 1 tahun s.d 2 tahun/ *> 1 year to 2 year*	> 2 tahun s.d 5 tahun/ *> 2 year to 5 year*	> 5 tahun/ *> 5 year*	Jumlah/ *Total*	Biaya transaksi/ *Transaction cost*	Jumlah/ *Total*
Liabilitas akseptasi/ *Acceptances payable*	161.553	-	-	-	161.553	-	161.553
Utang transaksi efek/ *Securities transaction payables*	502.248	-	-	-	502.248	-	502.248
Beban akrual/ *Accrued expenses*	411.526	-	-	-	411.526	-	411.526
Liabilitas lain-lain/ *Other liabilities*	350.167	-	-	-	350.167	-	350.167
Jumlah Liabilitas/ *Total liabilities*	**49.009.137**	**1.245.744**	**4.793.646**	**3.226.019**	**58.274.546**	**(37.665)**	**58.236.881**

	2024						
	< 1 tahun/ *< 1 year*	> 1 tahun s.d 2 tahun/ *< 1 year to 2 year*	> 2 tahun s.d 5 tahun *< 2 year to 5 year*	> 5 tahun/ *> 5 year*	Jumlah/ *Total*	Biaya transaksi/ *Transaction cost*	Jumlah/ *Total*
Liabilitas/*Liabilities*							
Simpanan dan simpanan dari bank lain/ *Deposits and deposits from other banks*	43.930.669	-	-	-	43.930.669	-	43.930.669
Surat berharga yang diterbitkan/ *Securities issued*	733.500	2.789.081	2.721.450	3.232.619	9.476.650	(40.360)	9.436.290
Pinjaman yang diterima/ *Loans received*	967.564	71.365	222.083	-	1.261.012	(3.660)	1.257.352
Liabilitas akseptasi/ *Acceptances payable*	38.160	-	-	-	38.160	-	38.160
Utang transaksi efek/ *Securities transaction payables*	89.688	-	-	-	89.688	-	89.688
Beban akrual/ *Accrued expenses*	307.260	-	-	-	307.260	-	307.260
Liabilitas lain-lain/ *Other liabilities*	566.306	-	-	-	566.306	-	566.306
Jumlah Liabilitas/ *Total liabilities*	**46.633.147**	**2.860.446**	**2.943.533**	**3.232.619**	**55.669.745**	**(44.020)**	**55.625.725**

Risiko Hukum

Risiko hukum adalah risiko yang timbul dari kelemahan aspek hukum, antara lain akibat dari tindakan hukum, tidak adanya peraturan yang mendukung atau kelemahan dari ketentuan-ketentuan yang mengikat secara hukum, seperti kegagalan untuk mematuhi persyaratan hukum suatu perjanjian dan celah-celah dalam pengikatan jaminan.

Pelaksanaan identifikasi, pengukuran, dan pemantauan terhadap potensi risiko hukum dilaksanakan terhadap seluruh aktivitas Grup, terutama kegiatan operasional Grup dengan melibatkan pihak ketiga yang memiliki potensi benturan kepentingan atau gugatan hukum.

Dalam rangka mitigasi potensi risiko hukum, Grup melakukan hal-hal berikut: melakukan kajian terhadap kesesuaian perjanjian kerjasama dengan pihak eksternal, menyempurnakan kebijakan dan prosedur sebagai bagian dari mitigasi risiko hukum.

Legal Risk

Legal risk is the risk arising from the weakness of the legal aspects, partly as a result of legal action, the absence of regulations that favor or disadvantage of the terms of a legally binding, such as failure to comply with the legal requirements of a treaty and the loophole in the binding guarantee.

Implementation of the identification, measurement, and monitoring of potential legal risks undertaken by all the Group's activities, especially the Groups' operational activities involving third parties who have a conflict of interest or potential litigation.

In order to mitigate potential legal risks, the Company does the following: conducts studies on the suitability of cooperation agreements with external parties, refines policies and procedures as part of mitigating legal risks.

Dalam rangka pemantauan atas penyelesaian terhadap gugatan hukum, unit kerja Legal bagian Litigasi melakukan pendampingan dan hadir dalam setiap persidangan/panggilan kepolisian risiko hukum.

In the context of monitoring the settlement of lawsuits, the Legal work unit in the Litigation section provides assistance and is present at every legal risk court/police summons.

Selama 31 Desember 2025 dan 2024 tidak terdapat nominal realisasi kerugian dari gugatan yang ada.

During December 31, 2025 and 2024, there is no nominal realization of losses from existing claims.

Risiko Strategis

Risiko strategis adalah risiko yang antara lain disebabkan oleh adanya penetapan dan pelaksanaan strategi Grup yang tidak tepat, pengambilan keputusan bisnis yang tidak tepat atau kurang responsifnya Grup terhadap perubahan eksternal.

Grup telah menyusun strategi dan rencana bisnis yang sebelumnya telah didiskusikan dengan Dewan Komisaris, Direksi serta seluruh manajemen Perusahaan. Grup juga melakukan kajian dan evaluasi stratejik bisnis serta realisasi yang telah dicapai oleh Grup sesuai dengan yang terangkum dalam rencana bisnis.

Strategic Risk

Strategic risk arises from, among others insufficient determination and implementation of the Group's strategies, incorrect business decision, or irresponsiveness to external changes.

The Group has formulated the business strategies and plans based on discussions from the Board of Commissioners, Directors and all of Group's management. The Group also reviews, evaluates business strategy and its realization achieved by the Company based on Group's Business Plan.

Risiko Operasional

Risiko operasional adalah risiko yang timbul dari ketidakcukupan dana atau tidak berfungsinya proses internal, kesalahan manusia, kegagalan sistem atau adanya problem eksternal yang berdampak kepada kegiatan operasional Grup.

Model tata kelola risiko operasional untuk Grup memberikan tata kelola yang formal, transparan dan konsisten yang secara jelas menegaskan tugas dan tanggung jawab serta alur pelaporan untuk mengelola risiko operasional dalam Grup secara efektif. Model tata kelola bertujuan untuk menempatkan akuntabilitas terhadap risiko operasional yang mungkin timbul serta pada saat yang bersama memfasilitasi pemisahan tugas secara independen antara *risk taking* units, unit pengendali risiko dan Satuan Kerja Audit Internal.

Operational Risk

Operational risk arises from insufficiency and/or malfunction of internal process, human error, system failure, or external problems affecting the operations of the Group.

The operational risk governance model for the Group provides formalized, transparent and consistent governance which clearly defines the roles and responsibilities as well as reporting flow for managing operational risk at the Group effectively. The governance model aims to place accountability to operational risk that may arise, and simultaneously facilities the segregation of duties independently between the risk-taking units, risk control units and the functions of the Internal Audit Unit.

51. Perkara Hukum

SAM ("Entitas Anak") masih dalam proses perkara hukum atas dugaan tindak pidana korupsi PT Asuransi Jiwasraya (Persero) ("Jiwasraya") ("Perkara Hukum Jiwasraya"). di mana status terakhirnya adalah SAM tengah menjalani upaya hukum Peninjauan Kembali ("Peninjauan Kembali") atas Putusan Mahkamah Agung No. 1228K/ Pid.Sus/2023 tanggal 2 Mei 2023 ("Putusan MA"), yang sudah terdaftar di Kepaniteraan Pengadilan Negeri Jakarta Pusat pada tanggal 9 Agustus 2023.

51. Legal Matters

SAM ("Subsidiary") is still in the process of legal proceedings over allegations of corruption PT Asuransi Jiwasraya (Persero) ("Jiwasraya") ("Jiwasraya Legal Case"), whereby the latest status is that SAM is going through a legal action of Reconsideration ("Reconsideration") against Supreme Court Decision No. 1228K/Pid.Sus/2023 dated May 2, 2023 ("Supreme Court Decision"), which registered at the Registrar's Office of the Central Jakarta District Court on August 9, 2023.

Sampai dengan saat ini, SAM belum menerima pemberitahuan resmi terhadap putusan Peninjauan Kembali tersebut.

Lebih lanjut, SAM telah melaksanakan kewajibannya dalam Putusan MA, yang diikuti dengan diterimanya kembali uang tunai yang sebelumnya dengan itikad baik dititipkan kepada Kejaksaan Agung Republik Indonesia ("Kejaksaan") sebesar Rp73.938.704.154 (tujuh puluh tiga miliar sembilan ratus tiga puluh delapan juta tujuh ratus empat ribu seratus lima puluh empat Rupiah) yang dibuktikan dengan Surat Berita Acara Penyerahan Barang Bukti tanggal 18 Desember 2024 oleh Kejaksaan Negeri Jakarta Pusat. Terkait dengan uang tunai sebesar Rp3.061.295.846 (tiga miliar enam puluh satu juta dua ratus Sembilan puluh lima ribu delapan ratus empat puluh enam) yang sebelumnya telah disita berdasarkan Surat Tanda Terima Barang/Benda Sitaan tanggal 9 Maret 2020, tidak dikembalikan oleh Kejaksaan sebagai pelaksanaan Putusan MA.

Up to this date, SAM has not received any official notification of the Reconsideration decision.

Furthermore, SAM has carried out its obligations in the Supreme Court Decision, which followed up by the return of cash previously deposited (based on SAM's good faith) with the Attorney General's Office of the Republic of Indonesia ("AGO") in the amount of Rp73,938,704,154 (seventy-three billion nine hundred thirty-eight million seven hundred four thousand one hundred fifty-four Rupiah) as evidenced by the Minutes of Submission of Evidence dated December 18, 2024 by the Central Jakarta District Attorney's Office. In relation with the cash in the amount of Rp3,061,295,846 (three billion sixty-one million two hundred ninety-five thousand eight hundred forty-six) which had previously been confiscated based on the Receipt of Confiscated Goods/Objects Letter dated March 9, 2020, is not returned by AGO as part of the execution of Supreme Court Decision.

52. Informasi Tambahan yang Tidak Dipersyaratkan Oleh Standar Akuntansi Indonesia

Informasi Keuangan Lainnya

a. Rasio Kewajiban Penyediaan Modal Minimum (KPMM) dari BS dihitung sesuai dengan Peraturan Bank Indonesia.

Perhitungan rasio kecukupan modal adalah sebagai berikut:

52. Additional Information that is Not Required by Indonesian Accounting Standards

Other financial information

a. The Capital Adequacy Ratio (CAR) of BS was calculated in accordance with Bank Indonesia Regulation.

Calculation of CAR follows:

	2025	2024	
I. Komponen Modal			I. Capital Stock Components
A. Modal Inti	7.624.543	6.930.875	A. Total Core Capital
B. Modal Pelengkap	635.042	641.610	B. Supplementary Capital
II. Jumlah modal	8.259.585	7.572.485	II. Total Core and Supplementary Capital
III. Aset Tertimbang Menurut Risiko (ATMR)			III. Risk Weighted Assets
Risiko kredit setelah memperhitungkan risiko spesifik	13.913.094	14.517.860	Credit risk after considering specific risk
Risko pasar	3.221.216	2.981.680	Market risk
Risiko operasional	6.332.514	6.723.016	Operational risk
Jumlah ATMR untuk risiko kredit, pasar dan operasional	23.466.824	24.222.556	Total risk weighted assets for credit, market and operational risk
IV. Rasio Kewajiban Penyediaan Modal			IV. Capital Adequacy Ratio (CAR)
Minimum (KPMM) yang tersedia			
KPMM dengan memperhitungkan risiko kredit	59,37%	52,16%	CAR with credit risk
KPMM dengan memperhitungkan risiko kredit dan pasar	48,20%	43,27%	CAR with credit and market risk
KPMM dengan memperhitungkan risiko kredit dan operasional	40,80%	35,65%	CAR with credit and operational risk
KPMM dengan memperhitungkan risiko kredit dan operasional dan pasar	35,20%	31,26%	CAR with credit, operational and market risk
V. Rasio Kewajiban Penyediaan Modal Minimum yang diwajibkan	10,00%	10,00%	V. Minimum Capital Adequacy Ratio based on the profile risk

b. Rasio tingkat solvabilitas

Perhitungan rasio tingkat solvabilitas adalah sebagai berikut:

b. Solvency Margin Ratio

Calculation of solvency margin follows:

	2025	2024	
ASM	450,20%	353,15%	ASM
ASJ	639,82%	820,48%	ASJ

c. Modal Kerja Bersih Disesuaikan (MKBD)

Perhitungan MKBD SMS adalah sebagai berikut:

c. The Adjusted Net Working Capital

The Calculation of Adjusted Net Working Capital of SMS follows:

	2025	2024	
Modal Kerja Bersih Disesuaikan	332.783	488.006	Adjusted Net Working Capital
Modal Kerja Bersih Disesuaikan wajib	29.290	25.000	Adjusted Net Working Capital Compulsory
Lebih MKBD	303.493	463.006	Excess Adjusted Net Working Capital

d. Batas Maksimum Pemberian Pembiayaan

Pada tanggal 31 Desember 2025 dan 2024, tidak terdapat penyediaan dana kepada pihak berelasi dan pihak ketiga yang melampaui Batas Maksimum Pemberian Pembiayaan yang diberikan oleh SMF dan ABSM.

d. Maximum Financing Lending Limit

As at December 31, 2025 and 2024, there is no provision of funds to related parties and third parties that exceed the maximum financing limit by SMF and ABSM.

Berdasarkan Surat Otoritas Jasa Keuangan ("OJK") No. S-71/PM.1/2021 tanggal 17 Desember 2021 ("Surat OJK") kepada SMS, entitas anak yang menyatakan bahwa SMS dikenakan denda administratif oleh OJK sebesar Rp1.300 serta pembekuan kegiatan usaha penjamin emisi efek selama 1 (satu) tahun sampai 17 Desember 2022. Menindaklanjuti hal tersebut, SMS menghormati isi surat OJK tersebut dengan segera melakukan pemenuhan kewajiban berupa pembayaran atas denda administratif yang dimaksud. Sampai dengan laporan keuangan konsolidasian ini dibuat, SMS menyatakan tidak ada dampak yang signifikan serta material terhadap SMS sehingga dengan demikian kegiatan operasional SMS tetap berjalan seperti biasa.

Based on the Financial Services Authority ("OJK") Letter No. S-71/PM.1/2021 dated December 17, 2021 ("OJK Letter") to SMS, a subsidiary stating that SMS is subject to an administrative fine by OJK in the amount of Rp1,300 as well as suspension of securities underwriting business activities for 1 (one) year until
December 17, 2022. Following up on this, SMS respects the contents of the OJK letter by immediately fulfilling its obligations in the form of payment of the administrative fine. As at the preparation of these consolidated financial statements, SMS stated that there was no significant and material impact on SMS so that SMS operational activities would continue as usual.

53. Pengungkapan Tambahan Transaksi Bukan Kas

Grup mempunyai transaksi bukan kas yang tidak mempengaruhi laporan arus kas konsolidasian sebagai berikut:

53. Supplemental Disclosures of Non Cash Transactions

The following are the non cash activities of the Group which do not have an impact on the consolidated statements of cash flows:

	2025	2024	
Penghapusan piutang pembiayaan multiguna (Catatan 7)	195.114	420.313	Write-off of multipurpose financing (Note 7)
Penghapusan piutang pembiayaan modal kerja skema anjak piutang (Catatan 9)	99.121	-	Write-off of working capital financing with factoring scheme receivables (Note 9)
Penghapusan kredit yang diberikan (Catatan 11)	550.364	191.347	Write-off of loans (Note 11)
Penghapusan invetasi dalam saham (Catatan 17)	-	8.000	Write-off of investment in shares (Note 17)

54. Rekonsiliasi Liabilitas Konsolidasian yang Berasal dari Aktivitas Pendanaan

Tabel berikut menjelaskan perubahan pada liabilitas konsolidasian yang timbul dari aktivitas pendanaan, yang meliputi perubahan terkait kas dan nonkas:

54. Reconciliation of Consolidated Liabilities Arising from Financing Activities

The table below describes the changes in consolidated liabilities arising from financing activities, including changes in cash and non-cash:

	1 Januari/ *January* 2025	Arus kas pendanaan/ *Financing cash flow*	Perubahan Nonkas/ *Non cash Changes*: Pergerakan valuta asing/ *Changes in foreign exchange*	Perubahan Nonkas/ *Non cash Changes*: Amortisasi biaya transaksi/ *Amortization of transaction costs*	31 Desember/ *December* 2025	
Surat berharga yang diterbitkan	9.436.290	(367.579)		(38.856)	9.029.855	Securities issued
Pinjaman yang diterima	1.257.352	1.251.492	-	1.128	2.509.972	Loans received
Jumlah liabilitas dari aktivitas pendanaan	**10.693.642**	**883.913**	**-**	**(37.728)**	**11.539.827**	**Total liabilities from financing activities**

*) Arus kas dari surat berharga yang diterbitkan dan pinjaman diterima merupakan jumlah bersih dari penerimaan dan pembayaran pinjaman pada laporan arus kas konsolidasian/
*) *Cash flows from securities issued and loans received represent net borrowings in amount of proceeds and payments. such of the consolidated statements of cash flows.*

	1 Januari/ *January* 2024	Arus kas pendanaan/ *Financing cash flow*	Perubahan Nonkas/ *Non cash Changes*: Pergerakan valuta asing/ *Changes in foreign exchange*	Perubahan Nonkas/ *Non cash Changes*: Amortisasi biaya transaksi/ *Amortization of transaction costs*	31 Desember/ *December* 2024	
Surat berharga yang diterbitkan	8.390.304	1.819.547	-	(773.561)	9.436.290	Securities issued
Pinjaman yang diterima	2.086.386	(829.990)	-	956	1.257.352	Loans received
Jumlah liabilitas dari aktivitas pendanaan	**10.476.690**	**989.557**	**-**	**(772.605)**	**10.693.642**	**Total liabilities from financing activities**

*) Arus kas dari surat berharga yang diterbitkan dan pinjaman diterima merupakan jumlah bersih dari penerimaan dan pembayaran pinjaman pada laporan arus kas konsolidasian/
*) *Cash flows from securities issued and loans received represent net borrowings in amount of proceeds and payments. such of the consolidated statements of cash flows.*

55. Standar Akuntansi Keuangan Baru dan Penyesuaian atas Laporan Keuangan Konsolidasian

Perubahan Pernyataan Standar Akuntansi Keuangan (PSAK)

55. New Financial Accounting Standards and Adjustment of Financial Statements

Changes to the Statements of Financial Accounting Standards (SFAS)

Diterapkan pada tahun 2025

Penerapan standar akuntansi keuangan revisi berikut, yang berlaku efektif 1 Januari 2025, relevan bagi Grup namun tidak menyebabkan perubahan material terhadap jumlah-jumlah yang dilaporkan dalam laporan keuangan konsolidasian:

- PSAK 117, "Kontrak Asuransi"

  PSAK 117 mengatur relaksasi beberapa ketentuan antara lain berupa penambahan pengecualian ruang lingkup, penyesuaian penyajian laporan keuangan, penerapan opsi mitigasi risiko dan beberapa modifikasi pada ketentuan transisi. PSAK 117 juga mensyaratkan pemisahan yang jelas antara pendapatan yang dihasilkan dari bisnis asuransi dengan yang berasal dari kegiatan investasi.

- Amendemen PSAK 117, "Kontrak Asuransi": Penerapan Awal PSAK 117 dan PSAK 109 - Informasi Komparatif.

  Amendemen ini memperjelas pengaturan bagi entitas industri asuransi yang akan melakukan penerapan awal PSAK 117 dan PSAK 109 dalam periode bersamaan. Amendemen ini juga mengatasi isu penerapan yang terkait dengan informasi komparatif yang akan disajikan pada penerapan awal untuk aset keuangan.

- Amendemen PSAK 221, "Pengaruh Perubahan Kurs Valuta Asing": Kekurangan Ketertukaran.

  Ketika kondisi ekonomi suatu negara memburuk, misalnya hiperinflasi, akan menyebabkan kesulitan dalam menentukan apakah mata uang negara yang bersangkutan tertukarkan menjadi mata uang lain serta kurs yang digunakan ketika mata uang tersebut tidak tertukarkan. Amendemen ini menetapkan cara menilai apakah suatu mata uang adalah tertukarkan dan bagaimana menentukan nilai tukar spot jika mata uang tersebut tidak tertukarkan. Amendemen ini juga mensyaratkan pengungkapan informasi yang memungkinkan pengguna laporan keuangan untuk memahami dampak dari mata uang yang tidak tertukarkan.

Adopted during 2025

The implementation of the following revised financial accounting standards, which are effective from January 1, 2025 and relevant to the Group, and had no material effect on the amounts reported in the consolidated financial statements:

- SFAS 117, "Insurance Contracts"

  SFAS 117 regulates the relaxation of several provisions, including the addition of scope exceptions, adjustments to the presentation of financial statements, application of risk mitigation options and some modifications to transitional provisions. SFAS 117 also requires a clear separation between income generated from the insurance business and from investment activities.

- Amendments to SFAS 117, "Insurance Contracts": Initial Application of SFAS 117 and SFAS 109 - Comparative Information.

  This amendment clarifies the arrangements for insurance industry entities that will carry out the initial adoption of SFAS 117 and SFAS 109 in the same period. This amendment also addresses application issues related to the comparative information that will be presented on initial application to financial assets.

- Amendments to SFAS 221, "The Effects of Changes in Foreign Exchange Rates": Lack of Exchangeability.

  When a country's economic conditions deteriorate, such as hyperinflation, it can be difficult to determine whether the country's currency is exchangeable into another currency as well as the exchange rate used when the currency is not exchangeable. This amendment specify how to assess whether a currency is exchangeable and how to determine a spot exchange rate if it is not. It also requires disclosure of information that enables users of financial statements to understand the impact of a currency not being exchangeable.

Telah diterbitkan namun belum berlaku efektif

1 Januari 2026

- Amendemen PSAK 109, "Instrumen Keuangan" dan PSAK 107, "Instrumen Keuangan - Pengungkapan": Klasifikasi dan Pengukuran Instrumen Keuangan

  Amendemen ini menambahkan dan mengklarifikasi ketentuan dalam PSAK 109 terkait penghentian pengakuan liabilitas keuangan, serta mengklarifikasi penilaian karakteristik arus kas (solely payments of principal and interest) untuk aset keuangan dengan fitur ESG-linked, aset keuangan dengan fitur non-recourse, dan instrumen yang terikat secara kontraktual seperti tranche.

  Selain itu, amendemen ini juga mengubah ketentuan dalam PSAK 107 terkait persyaratan pengungkapan investasi pada instrumen ekuitas yang diukur pada nilai wajar melalui penghasilan komprehensif lain dan menambah ketentuan terkait instrumen keuangan dengan persyaratan kontraktual yang mengubah waktu atau jumlah arus kas kontraktual.

- PSAK 338 (Revisi 2025), "Kombinasi Bisnis Entitas Sepengendali"

  Revisi PSAK 338 ini mencakup ruang lingkup dan penerapan dari metode penyatuan kepemilikan (*pooling of interest*) dan pelepasan di ekuitas (*disposal in equity*) sebagai konsep akuntansi yang digunakan dalam PSAK 338. Perubahan utama dalam revisi ini mencakup pengecualian entitas investasi dari ruang lingkup PSAK 338, serta tambahan definisi bisnis alihan, entitas penerima, dan entitas pengalih. Revisi ini juga mencakup rujukan jumlah tercatat bisnis alihan dan penyajian informasi prakombinasi bisnis dalam kondisi tidak praktis.

1 Januari 2027

- PSAK 413, "Penurunan Nilai"

  PSAK 413 mengatur tentang penurunan nilai atas aset keuangan syariah dan pengakuan provisi kafalah penjaminan risiko kredit. PSAK 413 menggunakan konsep ekspektasi kerugian (*expected loss*) yang mensyaratkan pengakuan penyisihan untuk ekspektasi kerugian penurunan nilai. Perhitungannya mencerminkan jumlah tidak bias dan probabilitas tertimbang dan informasi wajar dan tersokong, serta tidak mencerminkan nilai waktu atas uang.

Issued but not yet effective

January 1, 2026

- Amendments to SFAS 109, "Financial Instruments" and SFAS 107, "Financial Instruments - Disclosures"

  These amendments add and clarify the provisions in SFAS 109 related to derecognition of financial liabilities, and the assessment of cash flow characteristics (solely payments of principal and interest) for financial assets with ESG-linked features, financial assets with non-recourse features, and contractually binding instruments such as tranches.

  In addition, these amendments also revise the provisions in SFAS 107 related to the disclosure requirements for investments in equity instruments measured at fair value through other comprehensive income and add provisions related to financial instruments with contractual terms that change the timing or amount of contractual cash flows.

- SFAS 338 (Revised 2025), "Business Combinations of Entities Under Common Control"

  This revision of SFAS 338 covers the scope and application of the pooling of interests and disposal in equity methods as accounting concepts used in SFAS 338. The main changes in this revision comprise the exclusion of investment entities from the scope of SFAS 338, as well as additional definitions on transfered businesses, transferee entities, and transferor entities. This revision also includes references for measuring transfered businesses and the presentation of pre-combination business information when impracticable.

January 1, 2027

- SFAS 413, "Impairment"

  SFAS 413 regulates the impairment of sharia financial assets and the recognition of kafalah provisions for credit risk guarantees.SFAS 413 uses the concept of expected loss which requires the recognition of provisions for expected impairment losses. The calculation reflects the unbiased and probability-weighted amount and reasonable and supportable information, and does not reflect the time value of money.

- PSAK 118, "Penyajian dan Pengungkapan dalam Laporan Keuangan"

  PSAK 118 menggantikan PSAK 201, mempertahankan banyak prinsip yang ada tetapi secara signifikan mengubah cara entitas melaporkan "laba atau rugi operasional." PSAK ini menetapkan struktur yang jelas untuk laporan laba rugi dengan mengelompokkan pos-pos ke dalam kategori operasi, investasi, pembiayaan, pajak penghasilan, dan operasi yang dihentikan. Standar ini mewajibkan pengungkapan tertentu, termasuk ukuran kinerja tetapan manajemen (UKTM), yang memungkinkan investor memahami bagaimana pandangan manajemen atas kinerja keuangan perusahaan dan bagaimana ukuran tersebut dibandingkan dengan ukuran yang didefinisikan dalam PSAK 118.

- PSAK 119, "Entitas Anak Tanpa Akuntabilitas Publik: Pengungkapan"

  PSAK 119 adalah standar akuntansi sukarela yang didesain untuk mengurangi persyaratan pengungkapan yang ditetapkan dalam PSAK lainnya. Standar ini ditujukan untuk entitas anak yang tidak memiliki akuntabilitas publik, yang entitas induknya menyusun laporan keuangan konsolidasi yang tersedia secara publik dan sesuai dengan Standar Akuntansi Keuangan Indonesia (SAK), International Financial Reporting Standards (IFRS), atau standar akuntansi IFRS lainnya. Anak perusahaan tersebut akan tetap menerapkan persyaratan pengakuan, pengukuran, dan penyajian dalam dalam SAK, IFRS, atau standar akuntansi IFRS lainnya, tetapi dapat mengganti persyaratan pengungkapan dalam standar tersebut dengan persyaratan pengungkapan yang dikurangi. PSAK 119 berlaku untuk anak perusahaan yang memenuhi syarat dan memilih untuk mengadopsi standar ini dalam laporan keuangan konsolidasian, tersendiri, atau individual.

Sampai dengan tanggal penerbitan laporan keuangan, Grup masih mempelajari dampak yang mungkin timbul dari penerapan amendemen PSAK tersebut dan dampak tersebut pada laporan keuangan belum dapat ditentukan.

- SFAS 118, "Presentation and Disclosure in Financial Statements"

  SFAS 118 supersedes SFAS 201, retaining many existing principles but significantly changing how entities report "operating profit or loss." It establishes a defined structure for the statement of profit or loss, categorising items into operating, investing, financing, income taxes and discontinued operations. The standard mandates specific disclosures, including management-defined performance measures (MPMs), allowing investors to understand management's view of the company's financial performance and how these measures compare to those defined in SFAS 118.

- SFAS 119, "Subsidiaries without Public Accountability: Disclosures"

  SFAS 119 is a voluntary accounting standard designed to reduce disclosure requirements stipulated in other SFASs. It is intended for subsidiaries without public accountability where the parent entity prepares consolidated financial statements that are publicly available and comply with Indonesian Financial Accounting Standards (SAK), International Financial Reporting Standards (IFRS), or other IFRS Accounting Standards. These subsidiaries will continue to apply the recognition, measurement and presentation requirements in SAK, IFRS, or other IFRS Accounting Standards, but they can replace the disclosure requirements in those standards with reduced disclosure requirements. SFAS 119 applies to eligible subsidiaries that elect to adopt the standard in their consolidated, separate, or individual financial statements.

As at the date of authorization of these financial statements, the Group is still evaluating the potential impact of the above amendments to SFAS and has not yet determined the related effects on the financial statements.

56. Penyajian Kembali Laporan Keuangan

Berikut ini adalah ringkasan dampak penyajian kembali terhadap laporan posisi keuangan, laporan laba rugi dan penghasilan komprehensif lain, serta laporan arus kas sehubungan dengan penerapan PSAK No. 117:

Laporan Posisi Keuangan tanggal 1 Januari 2024/ 31 Desember 2023

56. Restatement of Financial Statements

The following is a summary of the restatement impact on the statement of financial position, statement of profit or loss and other comprehensive income, and statement of cash flows in connection with the implementation of PSAK No.117:

Statement of Financial Position as at January 1, 2024/December 31, 2023

	Sebelum disajikan	Setelah disajikan

	kembali/*Before restatement*	Penyesuaian/ *Adjustments*	Kembali/ *After restatement*	
ASET				**ASSETS**
Piutang premi dan reasuransi	1.861.049	(1.861.049)	-	Premiums and reinsurance
Aset reasuransi	3.933.978	(3.933.978)	-	Reinsurance assets
Aset kontrak asuransi	-	37.106	37.106	Insurance contract asset
Aset kontrak reasuransi	-	7.725.885	7.725.885	Reinsurance contract asset
Piutang lain-lain - pihak ketiga	2.609.519	104.367	2.713.886	Other receivables - third parties
Aset lain-lain - pihak ketiga	4.347.094	6.858	4.353.952	Other assets - third parties
LIABILITAS				**LIABILITIES**
Utang Asuransi	1.368.726	(1.368.726)	-	Insurance payable
Dana pemegang polis - unit link	20.767.188	(20.767.188)	-	Segregated funds contract liabilities - unit link
Premi belum merupakan pendapatan dan estimasi liabilitas klaim	6.915.357	(6.915.357)	-	Unearned premiums and estimated claims liability
Liabilitas kontrak asuransi	480.686	29.447.566	29.928.252	Insurance contract liability
Liabilitas kontrak reasuransi	-	648.796	648.796	Reinsurance contract liabilities
Kewajiban investasi kontrak - unit link	-	17.758.927	17.758.927	Contract investment liabilities - unit link
Beban akrual	332.181	(161)	332.020	Accrued expenses
Liabilitas lain-lain - pihak ketiga	1.329.993	8.408	1.338.401	Other liabilities - third parties
EKUITAS				**EQUITY**
Saldo laba tidak di tentukan penggunaannya	18.136.270	(1.583.108)	16.553.162	Retained earnings unappropriated

Laporan Posisi Keuangan tanggal 31 Desember 2024

Statement of Financial Position as at December 31, 2024

	Sebelum disajikan kembali/*Before restatement*	Penyesuaian/ *Adjustments*	Setelah disajikan Kembali/ *After restatement*	
ASET				**ASSETS**
Piutang premi dan reasuransi	2.187.030	(2.187.030)	-	Premiums and reinsurance
Aset reasuransi	3.146.973	(3.146.973)	-	Reinsurance assets
Aset kontrak asuransi	-	2.662.509	2.662.509	Insurance contract asset
Aset kontrak reasuransi	-	4.497.161	4.497.161	Reinsurance contract asset
Piutang lain-lain - pihak ketiga	3.557.261	2.117	3.559.378	Other receivables - third parties
Aset lain-lain - pihak ketiga	4.247.978	100.655	4.348.633	Other assets - third parties
LIABILITAS				**LIABILITIES**
Utang Asuransi	1.435.621	(1.435.621)	-	Insurance payable
Dana pemegang polis - unit link	20.733.020	(20.767.188)	-	Segregated funds contract liabilities - unit link
Liabilitas kontrak penjaminan dan premi diterima dimuka	2.925.726	(46.694)	2.879.032	Guarantee contract liabilities and premiums received in advance
Premi belum merupakan pendapatan dan estimasi liabilitas klaim	7.190.463	(7.190.463)	-	Unearned premiums and estimated claims liability
Liabilitas kontrak asuransi	343.775	28.665.682	29.009.457	Insurance contract liability
Liabilitas kontrak reasuransi	-	2.085.647	2.085.647	Reinsurance contract liabilities
Liabilitas kontrak reasuransi	-	2.085.647	2.085.647	Reinsurance contract liabilities
Cadangan bagi hasil peserta	25.300	227.000	252.300	Reserve for profit sharing distribution to participants
Beban akrual	307.260	(1.146)	306.114	Accrued expenses
Liabilitas lain-lain - pihak ketiga	3.015.742	1.858.404	4.874.146	Other liabilities - third parties
EKUITAS				**EQUITY**
Saldo laba tidak di tentukan penggunaannya	18.995.852	(1.501.346)	17.494.506	Retained earnings unappropriated

Laporan Laba Rugi dan Penghasilan Komprehensif Lain untuk Tahun yang Berakhir 31 Desember 2024

Statement of Profit or Loss and Other Comprehensive Income for the Year Ended December 31, 2024

Sebelum disajikan kembali/*Before restatement*	Setelah disajikan Penyesuaian/ *Adjustments*	Kembali/ *After restatement*	
Pendapatan underwriting asuransi	17.184.184	(17.128.722)	55.462	Insurance underwriting income
Pendapatan jasa asuransi	-	21.265.626	21.265.626	Insurance service revenues
Pendapatan keuangan reasuransi	-	748.387	748.387	Reinsurance finance income
Pendapatan bunga dan bagi hasil	5.970.716	(79.100)	5.891.616	Interest and profit sharing income
Keuntungan penjualan Investasi	413.555	(145)	413.410	Gain on sale of short-term
Keuntungan Reksadana	642.182	(136.543)	505.639	Gain mutual funds
Pendapatan jasa penjamin emisi	605.055	778	605.833	Income Underwriting Service
Pendapatan lain-lain	737.884	7.041.838	7.779.722	Other Income
Beban underwriting asuransi	17.054.079	(17.046.089)	7.990	Insurance underwriting expense
Beban jasa asuransi	-	15.618.627	15.618.627	Insurance underwriting expenses
Beban keuangan asuransi	-	1.332.334	1.332.334	insurance finance expense
Beban dari kontrak reasuransi yg dimiliki	-	12.163.494	12.163.494	Reinsurance contract expenses
Beban umum dan administrasi	2.927.097	(702.603)	2.224.494	General and administrative
Beban bunga dan bagi hasil	2.230.875	(1.089)	2.229.786	Interest and profit sharing expenses
Beban gaji dan tunjangan karyawan	2.346.478	(583.134)	1.763.344	Salaries and employee benefits
Beban cadangan	503.388	5.519	508.907	Provision expense
Kerugian nilai wajar efek	204.399	12.809	217.208	Loss on investment securities
Beban lain-lain	146.914	1.088.630	1.235.544	Other expense

57. Peristiwa Setelah Periode Pelaporan

Berdasarkan Pernyataan Keputusan Sirkuler Para Pemegang Saham sebagai Pengganti Rapat Umum Pemegang Saham Luar Biasa yang telah diaktakan dengan Akta No. 203 tanggal 3 Februari 2026 dari Notaris Syofilawati, S.H., para pemegang saham DPI menyetujui untuk:

1. Pengalihan seluruh saham milik Perusahaan dan Singapore Surmount International Pte. Ltd. kepada Sino Ronhui New Material Co., Ltd.
2. Perubahan pasal 5 Anggaran Dasar Perusahaan.

Transaksi ini telah memperoleh persetujuan Menteri Hukum dan Hak Asasi Manusia dalam Surat No. AHU-AH.01.09-0059012 dan AHU-AH.01.03-0045760 tanggal 18 Februari 2026.

Berdasarkan Pernyataan Keputusan Sirkuler Para Pemegang Saham sebagai Pengganti Rapat Umum Pemegang Saham Luar Biasa yang telah diaktakan dengan Akta No. 810 tanggal 10 Februari 2026 dari Notaris Syofilawati, S.H., para pemegang saham DPI menyetujui untuk:

1. Pengalihan 2.280 saham milik Sino Ronhui New Material Co., Ltd. kepada PT Lucky Eight Success.
2. Peningkatan modal ditempatkan dan disetor Perusahaan dari Rp15.200.000.000 (terdiri dari 15.200 saham) menjadi Rp23.200.000.000 (terdiri dari 23.200 saham) yang diambil bagian oleh:
   a. Sino Ronhui New Material Co., Ltd. sebanyak 6.800 saham.
   b. PT Lucky Eight Success sebanyak 1.200 saham.

57. Subsequent Event after Reporting Period

Based on Statement of Shareholders' Circular Resolution in Lieu of an Extraordinary General Meeting of Shareholders which has been notarized in Notarial Deed No. 203 dated February 3, 2026, of Notary Syofilawati, S.H., the shareholders of DPI agreed to:

1. Transfer of all shares owned by The Company and Singapore Surmount International Pte. Ltd. to Sino Ronhui New Material Co., Ltd.
2. Changes of Article 5 of the Company's Articles of Association.

These transactions have obtained approval by the Minister of Laws and Human Rights based on Letter No. AHU-AH.01.09-0059012 and AHU-AH.01.03-0045760 dated February 18, 2026.

Based on Statement of Shareholders' Circular Resolution in Lieu of an Extraordinary General Meeting of Shareholders which has been notarized in Notarial Deed No. 810 dated February 10, 2026, of Notary Syofilawati, S.H., the shareholders of DPI agreed to:

1. Transfer of 2,280 shares owned by Sino Ronhui New Material Co., Ltd. to PT Lucky Eight Success.
2. Increase of the Company's issued and paid-up capital from Rp15,200,000,000 (consisting of 15,200 shares) to Rp23,200,000,000 (consisting of 23,200 shares) subscribed by:
   a. Sino Ronhui New Material Co., Ltd. amounting to 6,800 shares.
   b. PT Lucky Eight Success amounting to 1,200 shares.

3. Perubahan susunan Dewan Komisaris dan Direksi Perusahaan.

Sususan pemegang saham DPI setelah perubahan di atas:

Pemegang Saham	Lembar Saham/ *Number of Shares*	Persentase Kepemilikan/ *Percentage of Ownership*	Jumlah Modal Disetor/ *Total Paid-up Capital Shares*	Name of Shareholders
Sino Ronhui New Material Co., Ltd.	19.720	85,00%	19.720.000.000	Sino Ronhui New Material Co.,Ltd.
PT Lucky Eight Success	3.480	15,00%	3.480.000.000	PT Lucky Eight Success
Jumlah	**23.200**	**100%**	**23.200.000.000**	**Total**

Sususan Komisaris dan Direksi DPI setelah perubahan di atas:

Komisaris	:	Ronald Haeg S. Halomoan	:	**Commissioner**
Direksi:				**Board of Directors:**
Direktur Utama	:	Bonar Gema Soaloon, S.Si	:	President Director
Direktur	:	Ary Handoko	:	Director

Pada tahun 2025, DPI ditetapkan sebagai Terlapor XXI dalam pemeriksaan oleh Komisi Pengawas Persaingan Usaha Republik Indonesia ("KPPU" atau "Komisi") dalam Perkara Nomor 05/KPPU-I/2025 sehubungan dengan dugaan pelanggaran Pasal 5 Undang-Undang Nomor 5 Tahun 1999 tentang Larangan Praktek Monopoli dan Persaingan Usaha Tidak Sehat ("UU 5/1999") terkait penyelenggaraan Layanan Pinjam-Meminjam Uang Berbasis Teknologi Informasi (Fintech Peer-to-Peer Lending) di Indonesia.

Manajemen DPI berpandangan bahwa penetapan batas atas manfaat ekonomi (bunga) yang menjadi pokok dugaan pelanggaran dalam perkara tersebut merupakan ketentuan yang ditetapkan oleh Otoritas Jasa Keuangan ("OJK") selaku regulator sektor jasa keuangan, yang kemudian diimplementasikan secara teknis melalui Asosiasi Fintech Pendanaan Bersama Indonesia ("AFPI") sebagai asosiasi yang ditunjuk oleh OJK. Oleh karena itu, manajemen meyakini bahwa Perusahaan dalam menjalankan kegiatan usahanya telah mengikuti ketentuan regulator dan terdapat dasar yang kuat untuk menyatakan bahwa tindakan Perusahaan tidak memenuhi kualifikasi pelanggaran Pasal 5 UU 5/1999.

3. Changes of the composition of the Company's Boards of Commissioners and Directors.

DPI shareholder structure after the changes above-mentioned:

DPI Commissioner and the Board of Directors of the Company after the above-mentioned changes:

In 2025, DPI was designated as Reported Party XXI (Terlapor XXI) in an examination conducted by the Indonesian Business Competition Supervisory Commission ("KPPU" or the "Commission") under Case No. 05/KPPU-I/2025 in respect of the alleged violation of Article 5 of Law No. 5 of 1999 concerning the Prohibition of Monopolistic Practices and Unfair Business Competition ("Law 5/1999") in connection with the provision of Information Technology-Based Money Lending Services (Fintech Peer-to-Peer Lending) in Indonesia.

DPI's management is of the view that the ceiling on economic benefit (interest) which forms the principal subject of the alleged violation in the case constitutes a provision established by the Financial Services Authority ("OJK") as the regulator of the financial services sector, which was subsequently implemented technically through the Indonesian Joint Funding Fintech Association ("AFPI") as the association appointed by OJK. Accordingly, management believes that the Company, in conducting its business activities, has complied with the regulator's provisions and that there is strong basis to assert that the Company's conduct does not qualify as a violation of Article 5 of Law 5/1999.

Pada tanggal 31 Desember 2025, pemeriksaan perkara tersebut masih dalam proses di KPPU dan belum terdapat putusan. Berdasarkan penilaian manajemen, kemungkinan arus keluar sumber daya ekonomi sehubungan dengan perkara ini belum memenuhi kriteria pengakuan sebagai provisi sebagaimana diatur dalam PSAK 437 "Provisi, Liabilitas Kontinjensi, dan Aset Kontinjensi", sehingga potensi kewajiban dimaksud diungkapkan sebagai liabilitas kontinjensi dan tidak diakui dalam laporan posisi keuangan pada tanggal 31 Desember 2025.

Sehubungan dengan Perkara KPPU Nomor 05/KPPU-I/2025 terdapat perkembangan-perkembangan berikut setelah tanggal pelaporan:

a) Pada tanggal 26 Maret 2026, KPPU menerbitkan Putusan atas Perkara Nomor 05/KPPU-I/2025 yang menyatakan DPI sebagai salah satu Terlapor yang melanggar Pasal 5 UU 5/1999 dan mengenakan sanksi administratif berupa denda sebesar Rp2.100.000.000 kepada DPI.

b) Pada tanggal 8 April 2026, DPI menyerahkan Bank Garansi yang diterbitkan oleh PT Bank Negara Indonesia (Persero) Tbk dengan nilai sebesar Rp420.000.000, yang setara dengan 20% dari nilai denda yang ditetapkan dalam Putusan KPPU dimaksud. Penerbitan bank garansi tersebut merupakan persyaratan formal yang wajib dipenuhi dalam rangka pengajuan upaya hukum keberatan ke Pengadilan Niaga sesuai ketentuan KPPU.

c) Pada tanggal 9 April 2026, DPI telah mendaftarkan upaya hukum keberatan atas Putusan KPPU Nomor 05/KPPU-I/2025 tersebut kepada Pengadilan Niaga.

Manajemen DPI berpendapat bahwa hasil dari keberatan yang diajukan masih belum dapat ditentukan, sehingga tidak menimbulkan penyesuaian terhadap jumlah-jumlah yang diakui dalam laporan keuangan untuk tahun yang berakhir pada tanggal 31 Desember 2025.

As of December 31, 2025, the examination of the case was still in process at KPPU and no decision had been issued. Based on management's assessment, the possibility of an outflow of economic resources in respect of this case does not yet meet the criteria for recognition as a provision under PSAK 437 "Provisions, Contingent Liabilities and Contingent Assets"; accordingly, the said potential obligation is disclosed as a contingent liability and has not been recognised in the statement of financial position as of December 31, 2025.

In connection with KPPU Case No. 05/KPPU-I/2025, the following developments occurred after the reporting date:

a) On March 26, 2026, KPPU issued the Decision on Case No. 05/KPPU-I/2025, declaring DPI as one of the Reported Parties found to have violated Article 5 of Law 5/1999 and imposing an administrative sanction in the form of a fine amounting to Rp2,100,000,000 on DPI.

b) On April 8, 2026, DPI submitted Bank Guarantee issued by PT Bank Negara Indonesia (Persero) Tbk in the amount of Rp420,000,000, equivalent to 20% of the fine stipulated under the said KPPU Decision. The issuance of the bank guarantee constitutes a formal requirement to be fulfilled in order to file a legal objection with the Commercial Court in accordance with KPPU regulations.

c) On April 9, 2026, DPI filed a legal objection against the said KPPU Decision No. 05/KPPU-I/2025 with the Commercial Court.

Management DPI believes that the outcome of the objection filed cannot yet be determined. And accordingly do not give rise to any adjustments to the amounts recognised in the financial statements for the year ended December 31, 2025.

PT SINAR MAS MULTIARTHA TBK
Informasi Tambahan
Laporan Posisi Keuangan Entitas Induk
31 Desember 2025 dan 2024
(Angka-angka Disajikan dalam Jutaan Rupiah, kecuali dinyatakan lain)

PT SINAR MAS MULTIARTHA TBK
Supplementary Information
Parent Company Statement of Financial Position
December 31, 2025 and 2024
(Figures are Presented in Millions Rupiah, unless otherwise stated)

	2025	2024	
ASET			**ASSETS**
Kas dan Bank			Cash and Cash in Banks
Pihak berelasi	8.015	2.447	Related parties
Pihak ketiga	1.848	1.557	Third parties
Jumlah	9.863	4.004	Total
Investasi Jangka Pendek			Short-term Investments
Pihak berelasi	1.334.617	1.508.046	Related parties
Pihak ketiga	2.476.526	868.160	Third parties
Cadangan kerugian penurunan nilai	(175.175)	(175.175)	Allowance for impairment losses
Jumlah	3.635.968	2.201.031	Total
Piutang Lain-lain			Other Accounts Receivable
Pihak berelasi	1.477.153	3.648.107	Related parties
Pihak ketiga	315.005	285.961	Third parties
Cadangan kerugian penurunan nilai	(65.769)	(62.819)	Allowance for impairment losses
Jumlah	1.726.389	3.871.249	Total
Investasi dalam Saham	15.693.861	12.898.221	Investment in Shares of Stock
Aset tetap			Property and equipment
Harga perolehan	45.489	45.118	Cost
Akumulasi penyusutan	(20.153)	(19.264)	Accumulated depreciation
Nilai tercatat	25.336	25.854	Net carrying value
Aset tetap dalam Rangka Bangun, Kelola dan Serah			Property Under Build, Operate and Transfer Agreement
Harga perolehan	140.944	140.944	Cost
Akumulasi penyusutan	(103.841)	(97.683)	Accumulated depreciation
Nilai tercatat	37.103	43.261	Net carrying value
Aset Lain-lain			Other Assets
Pihak berelasi	427.062	4.890	Related parties
Pihak ketiga	854.358	764.851	Third parties
Jumlah	1.281.420	769.741	Total
JUMLAH ASET	**22.409.940**	**19.813.361**	**TOTAL ASSETS**

PT SINAR MAS MULTIARTHA TBK
Informasi Tambahan
Laporan Posisi Keuangan Entitas Induk
31 Desember 2025 dan 2024
(Angka-angka Disajikan dalam Jutaan Rupiah, kecuali dinyatakan lain)

PT SINAR MAS MULTIARTHA TBK
Supplementary Information
Parent Company Statement of Financial Position
December 31, 2025 and 2024
(Figures are Presented in Millions Rupiah, unless otherwise stated)

	2025	2024	
LIABILITAS DAN EKUITAS			**LIABILITIES AND EQUITY**
LIABILITAS			**LIABILITIES**
Utang Pajak	518	786	Taxes Payable
Utang Obligasi	7.166.511	6.200.864	Bonds Payable
Utang Bank	1.361.300	-	Bank Loan
Beban Akrual	124.213	107.655	Accrued Expenses
Liabilitas Lain-lain			Other Liabilities
Pihak berelasi	974	1.078	Related parties
Pihak ketiga	57.995	57.994	Third parties
Jumlah	58.969	59.072	Total
Jumlah Liabilitas	8.711.511	6.368.377	Total Liabilties
EKUITAS			**EQUITY**
Modal Saham	1.334.891	1.334.891	Capital Stock
Tambahan Modal Disetor - bersih	1.447.186	1.447.186	Additional Paid-in Capital - Net
Komponen Ekuitas Lainnya	558.712	325.512	Other component equity
Saldo laba			Retained earnings
Ditentukan penggunaanya	791.607	791.607	Appropriated
Tidak ditentukan penggunaanya	9.566.033	9.545.788	Unappropriated
Jumlah Ekuitas	13.698.429	13.444.984	Total Equity
JUMLAH LIABILITAS DAN EKUITAS	**22.409.940**	**19.813.361**	**TOTAL LIABILITIES AND EQUITY**

PT SINAR MAS MULTIARTHA TBK
Informasi Tambahan
Laporan Laba Rugi dan Penghasilan Komprehensif Lain Entitas Induk
Untuk Tahun-tahun Yang Berakhir
31 Desember 2025 dan 2024
(Angka-angka Disajikan dalam Jutaan Rupiah, kecuali dinyatakan lain)

PT SINAR MAS MULTIARTHA TBK
Supplementary Information
Parent Company Statement of Profit or Loss and Other Comprehensive Income
For the Years Ended
December 31, 2025 and 2024
(Figures are Presented in Millions Rupiah, unless otherwise stated)

	2025	2024	
PENDAPATAN			**INCOME**
Dividen	547.571	276.899	Dividends
Bunga	65.864	82.018	Interest
Sewa	9.570	11.745	Rent
Keuntungan atas penjualan investasi jangka pendek	32.456	223.855	Gain on sale of short term investments
Keuntungan dari investasi pada unit reksadana	122.082	6.552	Gain on investments in units of mutual funds
Keuntungan selisih kurs mata uang asing - bersih	70.232	34.211	Gain on foreign currency exchange - net
Laba penjualan asset tetap	-	2	Gain on sale or disposal of fixed assets
Lainnya	1.521	22	Others
Jumlah	849.296	635.304	Total
BEBAN			**EXPENSES**
Umum dan administrasi	37.522	29.818	General and administrative expenses
Bunga dan keuangan	753.455	601.155	Interest and finance costs
Gaji dan tunjangan karyawan	22.409	23.039	Salaries and employee benefits
Beban penyusutan	7.048	35.497	Depreciation
Kerugian selisih kurs mata uang asing - bersih	-	-	Loss on foreign currency exchange - net
Kerugian atas penjualan Investasi jangka panjang	-	1.124	Loss on sale of long term investments
Kerugian dari kenaikan nilai wajar efek yang diukur pada nilai wajar melalui laba rugi	-	5.067	Unrealized gain on increase in fair value of financial assets measured at fair value through profit and loss
Lainnya	4.917	3.793	Others
Jumlah	825.351	699.493	Total
LABA (RUGI) SEBELUM PAJAK	**23.945**	**(64.189)**	**PROFIT (LOSS) BEFORE TAX**
BEBAN PAJAK			**TAX EXPENSE**
Kini	4.371	1.866	Current
Tangguhan	(148)	(43)	Deferred
Jumlah	4.223	1.823	Total
LABA (RUGI) TAHUN BERJALAN	**19.722**	**(66.012)**	**PROFIT (LOSS) FOR THE YEAR**
PENGHASILAN (RUGI) KOMPREHENSIF LAIN			**OTHER COMPREHENSIVE INCOME (LOSS)**
Pengukuran kembali liabilitas imbalan pasti	(670)	194	Remeasurement of defined benefit liability
Pajak sehubungan dengan pos yang tidak akan direklasifikasi	147	(43)	Tax relating to item that will not be reclassified
Keuntungan (kerugian) yang belum direalisasikan atas kenaikan wajar investasi nilai yang diukur pada nilai wajar melalui penghasilan komprehensif lain	233.200	(150.215)	Unrealized gain (loss) on increase in fair value of investments at fair value through other comprehensive income
RUGI KOMPREHENSIF LAIN SETELAH PAJAK	**232.677**	**(150.064)**	**TOTAL OTHER COMPREHENSIVE INCOME LOSS AFTER TAX**
JUMLAH PENGHASILAN (RUGI) KOMPREHENSIF	**252.399**	**(216.076)**	**TOTAL COMPREHENSIVE INCOME (LOSS)**

PT SINAR MAS MULTIARTHA TBK
Informasi Tambahan
Laporan Perubahan Ekuitas Entitas Induk
Untuk Tahun-tahun Yang Berakhir
31 Desember 2025 dan 2024
(Angka-angka Disajikan dalam Jutaan Rupiah, kecuali dinyatakan lain)

PT SINAR MAS MULTIARTHA TBK
Supplementary Information
Parent Company Statement of Changes in Equity
For the Years Ended
December 31, 2025 and 2024
(Figures are Presented in Millions Rupiah, unless otherwise stated)

	Modal Saham/ *Capital Stock*	Tambahan Modal Disetor Bersih/ *Additionnal Paid-in capital - net*	Komponen Ekuitas Lainnya/ *Other Component equity*	Saldo Laba/*Retained Earnings*		Jumlah Ekuitas/ *Total Equity*
				Ditentukan Penggunaannya/ *Appropriated*	Tidak Ditentukan Penggunaannya/ *Unappropriated*	
Saldo pada tanggal 1 Januari 2024/ *Balance as at January 1, 2024*	**1.334.891**	**1.447.186**	**475.727**	**791.607**	**9.611.649**	**13.661.060**
Rugi tahun berjalan/ *Loss for the year*	-	-	-	-	(66.012)	(66.012)
Pengukuran kembali liabilitas imbalan kerja jangka panjang/ *Remeasurement of defined benefit liability*	-	-	-		151	151
Kerugian yang belum direalisasi atas kenaikan nilai wajar efek-efek/ *Unrealized loss on increase in fair value of financial assets*	-	-	(150.215)	-	-	(150.215)
Saldo pada tanggal 31 Desember 2024/ *Balance as at December 31, 2024*	**1.334.891**	**1.447.186**	**325.512**	**791.607**	**9.545.788**	**13.444.984**
Laba tahun berjalan/ *Profit for the year*	-	-	-	-	19.722	19.722
Pengukuran kembali liabilitas imbalan kerja jangka panjang/ *Remeasurement of defined benefit liability*	-	-	-	-	523	523
Keuntungan yang belum direalisasi atas kenaikan nilai wajar efek-efek/ *Unrealized gain on increase in fair value of financial assets*	-	-	233.200	-	-	233.200
Saldo pada tanggal 31 Desember 2025/ *Balance as at December 31, 2025*	**1.334.891**	**1.447.186**	**558.712**	**791.607**	**9.566.033**	**13.698.429**

PT SINAR MAS MULTIARTHA TBK
Informasi Tambahan
Laporan Arus Kas Entitas Induk
Untuk Tahun-tahun Yang Berakhir
31 Desember 2025 dan 2024
(Angka-angka Disajikan dalam Jutaan Rupiah, kecuali dinyatakan lain)

PT SINAR MAS MULTIARTHA TBK
Supplementary Information
Parent Company Statement of Cash Flows
For the Years Ended
December 31, 2025 and 2024
(Figures are Presented in Millions Rupiah, unless otherwise stated)

	2025	2024	
ARUS KAS DARI AKTIVITAS OPERASI			**CASH FLOWS FROM OPERATING ACTIVITIES**
Penerimaan bunga	65.864	82.018	Interest received
Penerimaan dari pendapatan lainnya	11.091	11.767	Other income received
Keuntungan (kerugian) selisih kurs - bersih	70.232	34.211	Exchange rate gain (loss) - net
Pembayaran beban bunga dan keuangan	(753.455)	(601.155)	Payment of interest and finance costs
Pembayaran beban usaha	(47.620)	(22.218)	Payment of operating expenses
Rugi operasi sebelum perubahan aset/liabilitas operasi	(653.888)	(495.377)	Operating cash flows before changes in operating assets/liabilities
Penurunan (kenaikan) aset:			Decrease (increase) in assets:
Investasi jangka pendek	(1.079.655)	285.586	Short-term investments
Piutang lain-lain	(395.141)	(741.986)	Other accounts receivables
Aset lain-lain	(516.050)	(87.515)	Other assets
Kenaikan (penurunan) liabilitas:			Increase (decrease) in liabilities:
Utang pajak	(268)	239	Taxes payable
Liabilitas lain-lain	(103)	57.217	Other liabilities
Kas bersih diperoleh dari (digunakan untuk) Aktivitas Operasi	(2.645.105)	(981.836)	Net Cash Provided by (Used in) Operating Activities
ARUS KAS DARI AKTIVITAS INVESTASI			**CASH FLOWS FROM INVESTING ACTIVITIES**
Penerimaan dividen	547.571	276.899	Dividends received
Penambahan aset tetap	(371)	(190)	Additions in property and equipment
Hasil penjualan aset tetap	-	2	Proceeds from sale of fixed assets
Keuntungan (kerugian) investasi jangka pendek	32.456	217.664	Short Investment gain (loss) - net
Keuntungan (kerugian) investasi jangka panjang			Long Investment gain (loss) - net
Pelepasan Investasi dalam saham	-	28.232	Divestment in investment in share
Penambahan investasi dalam saham	(255.639)	(904.561)	Placements in investments in shares
Kas Bersih Digunakan untuk Aktivitas Investasi	324.017	(381.954)	Net Cash Used in Investing Activities
ARUS KAS DARI AKTIVITAS PENDANAAN			**CASH FLOWS FROM FINANCING ACTIVITIES**
Pembayaran utang obligasi	(1.179.131)	(132.100)	Payment from bonds payable
Perolehan utang obligasi	2.144.778	1.495.222	Proceed from bonds payable
Perolehan utang bank	1.361.300	-	Proceed from bank loan
Kas Bersih Diperoleh dari Aktivitas Pendanaan	2.326.947	1.363.122	Cash Provided by Financing Activities
KENAIKAN (PENURUNAN) BERSIH KAS DAN BANK	**5.859**	**(668)**	**NET INCREASE (DECREASE) IN CASH AND CASH IN BANK**
KAS DAN BANK AWAL TAHUN	**4.004**	**4.672**	**CASH AND CASH IN BANK AT THE BEGINNING OF THE YEAR**
KAS DAN BANK AKHIR TAHUN	**9.863**	**4.004**	**CASH AND CASH IN BANK AT THE END OF THE YEAR**

1. Kas dan Bank / 1. Cash and Cash in Banks

	2025	2024	
Kas	5	5	Cash
Bank			Banks
Rupiah			Rupiah
Pihak Berelasi			Related party
PT Bank Sinarmas Tbk	7.877	2.284	PT Bank Sinarmas Tbk
Pihak Ketiga			Third party
PT Bank KB Indonesia Tbk	242	-	PT Bank KB Indonesia Tbk
PT Bank Maybank Indonesia Tbk	122	131	PT Bank Maybank Indonesia Tbk
PT Bank China Construction Bank Indonesia Tbk	2	-	PT Bank China Construction Bank Indonesia Tbk
Jumlah	8.243	2.415	Total
Dolar Amerika Serikat			U.S Dollar
Pihak Berelasi			Related party
PT Bank Sinarmas Tbk	139	162	PT Bank Sinarmas Tbk
Pihak Ketiga			Third party
PT Bank Maybank Indonesia Tbk	1.476	1.422	PT Bank Maybank Indonesia Tbk
Jumlah	1.615	1.584	Total
Jumlah	**9.863**	**4.004**	**Total**

2. Investasi Jangka Pendek / 2. Short-term Investments

	2025	2024	
Saham	2.544.843	1.741.426	Securities
Deposito berjangka	1.116.300	297.780	Time deposits
Obligasi	150.000	337.000	Bonds
	3.811.143	2.376.206	
Cadangan kerugian penurunan nilai	(175.175)	(175.175)	Allowance for impairment losses
Jumlah	**3.635.968**	**2.201.031**	**Total**

3. Piutang Lain-lain / 3. Other accounts receivable

Pihak berelasi			Related parties
Piutang kepada entitas anak	1.477.153	3.646.538	Receivables from subsidiaries
Piutang sewa	-	1.282	Lease receivables
Piutang dividen	-	15	Dividend receivables
Lain-lain	-	273	Others
Jumlah	1.477.153	3.648.108	Total
Pihak ketiga			Third parties
Piutang penjualan	40.054	40.054	Sales receivables
Piutang karyawan	25	78	Employee receivables
Lain-lain	274.926	245.828	Others
Jumlah	315.005	285.960	Total
Jumlah	1.792.158	3.934.068	Total
Cadangan kerugian penurunan nilai	(65.769)	(62.819)	Allowance for impairment losses
Jumlah - bersih	**1.726.389**	**3.871.249**	**Total - net**

4. Investasi dalam Saham / 4. Investments in Shares of Stock

Perusahaan	2025	2024	Companies
PT Bank Sinarmas Tbk	3.488.695	3.488.695	PT Bank Sinarmas Tbk
PT Shinta Utama	2.819.210	1.499.210	PT Shinta Utama
PT Arthamas Solusindo	1.683.079	803.079	PT Arthamas Solusindo
PT Sinar Mas Multifinance	1.550.074	1.550.074	PT Sinar Mas Multifinance
PT MSIG Life Insurance IndonesiaTbk	1.102.095	997.095	PT MSIG Life Insurance IndonesiaTbk
PT Rizki Lancar Sentosa	859.804	494.749	PT Rizki Lancar Sentosa
PT Pasar Dana Pinjaman	710.249	710.249	PT Pasar Dana Pinjaman
PT Jakarta Teknologi Utama	562.096	562.096	PT Jakarta Teknologi Utama
PT Sinartama Gunita	430.665	430.665	PT Sinartama Gunita
PT Elang Andalan Nusantara	380.268	366.138	PT Elang Andalan Nusantara
PT Summit Oto Finance	366.309	366.309	PT Summit Oto Finance
PT AB Sinar Mas Multifinance	257.949	257.949	PT AB Sinar Mas Multifinance
PT Bank Nano Syariah	250.000	250.000	PT Bank Nano Syariah
PT Asuransi Sinar Mas	199.998	199.998	PT Asuransi Sinar Mas
PT Hyundai Capital Finance Indonesia	169.455	60.000	PT Hyundai Capital Finance Indonesia
PT Sinarmas Sekuritas	142.699	142.699	PT Sinarmas Sekuritas
PT Oto Multiartha	139.306	139.306	PT Oto Multiartha
PT SGMW Multifinance Indonesia	114.000	114.000	PT SGMW Multifinance Indonesia
PT Sinar Mitra Sepadan Finance	96.193	96.193	PT Sinar Mitra Sepadan Finance
PT Liugong Finance Indonesia	95.000	95.000	PT Liugong Finance Indonesia
PT Sinarmas Ventura	69.994	69.994	PT Sinarmas Ventura
PT Asuransi Simas Insurtech	61.500	61.500	PT Asuransi Simas Insurtech
PT Sinarmas Hana Finance	52.500	52.500	PT Sinarmas Hana Finance
PT Peduli Sehat Gotongroyong	21.875	21.875	PT Peduli Sehat Gotongroyong
PT Bank China Construction Bank Indonesia Tbk	13.500	13.500	PT Bank China Construction Bank Indonesia Tbk
PT Balai Lelang Sinarmas	9.999	9.999	PT Balai Lelang Sinarmas
PT Oriente Mas Sejahtera	9.000	9.000	PT Oriente Mas Sejahtera
PT Dana Pinjaman Inklusif	7.600	7.600	PT Dana Pinjaman Inklusif
PT Dana Saham Bersama	4.999	4.999	PT Dana Saham Bersama
PT Pasar Gadai Digital	4.999	2.999	PT Pasar Gadai Digital
Global Asian Investment Limited	4.629	4.629	Global Asian Investment Limited
PT Reasuransi Nusantara Makmur	3.000	3.000	PT Reasuransi Nusantara Makmur
PT Simas Money Changer	2.768	2.768	PT Simas Money Changer
PT Wapindo Jasaartha	2.519	2.519	PT Wapindo Jasaartha
PT Digital Solusindo Nusantara	2.499	2.499	PT Digital Solusindo Nusantara
PT Asuransi Simas Jiwa	1.692	1.692	PT Asuransi Simas Jiwa
Sinarmas Life Insurance, S.A.	1.435	1.435	Sinarmas Life Insurance, S.A.
PT Sinar Artha Trading	1.000	1.000	PT Sinar Artha Trading
Sinar Mas Insurance, S.A.	966	966	Sinar Mas Insurance, S.A.
PT Sinar Artha Inforindo	60	60	PT Sinar Artha Inforindo
PT Sinar Artha Solusindo	60	60	PT Sinar Artha Solusindo
PT Arthamas Informatika	60	60	PT Arthamas Informatika
PT Sinar Artha Konsulindo	50	50	PT Sinar Artha Konsulindo
PT Artha Bina Usaha	12	12	PT Artha Bina Usaha
PT Wapindo Jasa Farma	1	1	PT Wapindo Jasa Farma
Jumlah	15.693.861	12.898.221	Total
Cadangan kerugian penurunan nilai	-	-	Allowance for impairment
Jumlah - bersih	**15.693.861**	**12.898.221**	**Total - net**

5. Aset Tetap / 5. Property and Equipment

	1 Januari/ *January* 2025	Perubahan selama tahun 2025/ *Changes during the year 2025*			31 Desember/ *December* 2025	
		Penambahan/ *Additions*	Pengurangan/ *Deductions*	Reklasifikasi/ *Reclassification*		
Biaya Perolehan:						**At Cost:**
Tanah	17.116	-	-	-	17.116	Land
Bangunan	10.185	-	-	-	10.185	Building
Kendaraan	-	-	-	-	-	Motor vehicles
Perlengkapan kantor	14.460	148	-	-	14.608	Furniture and fixtures
Peralatan kantor	3.357	223	-	-	3.580	Office equipment
Jumlah	45.118	371	-	-	45.489	Total
Akumulasi penyusutan:						**Accumulated depreciation:**
Bangunan	5.091	510	-	-	5.601	Building
Kendaraan	-	-	-	-	-	Motor vehicles
Perlengkapan kantor	3.251	148	-	3	3.402	Furniture and fixtures
Peralatan kantor	10.922	231	-	(3)	11.150	Office equipment
Jumlah	19.264	889	-	-	20.153	Total
Nilai tercatat	**25.854**				**25.336**	**Net carrying value**

	1 Januari/ *January* 2024	Perubahan selama tahun 2024/ *Changes during the year 2024*			31 Desember/ *December* 2024	
		Penambahan/ *Additions*	Pengurangan/ *Deductions*	Reklasifikasi/ *Reclassification*		
Biaya Perolehan:						**At Cost:**
Tanah	17.116	-	-	-	17.116	Land
Bangunan	10.185	-	-	-	10.185	Building
Kendaraan	14	-	14	-	-	Motor vehicles
Perlengkapan kantor	14.300	160	-	-	14.460	Furniture and fixtures
Peralatan kantor	3.327	30	-	-	3.357	Office equipment
Jumlah	44.942	190	14	-	45.118	Total
Akumulasi penyusutan:						**Accumulated depreciation:**
Bangunan	4.582	509	-	-	5.091	Building
Kendaraan	14	-	14	-	-	Motor vehicles
Perlengkapan kantor	3.169	82	-	-	3.251	Furniture and fixtures
Peralatan kantor	10.722	200	-	-	10.922	Office equipment
Jumlah	18.487	791	14	-	19.264	Total
Nilai tercatat	**26.455**				**25.854**	**Net carrying value**

6. Aset Tetap dalam Rangka Bangun, Kelola, dan Serah / Property Under Build, Operate and Transfer Agreement

	1 Januari/ *January* 2025	Perubahan selama tahun 2025/ *Changes during 2025*		31 Desember *December* 2025	
		Penambahan/ *Additions*	Pengurangan/ *Deductions*		
Biaya Perolehan:					**At Cost:**
Bangunan	62.690	-	-	62.690	Buildings
Peralatan	9.468	-	-	9.468	Office equipment
Perlengkapan	7.054	-	-	7.054	Furniture and fixtures
Aset dalam pembangunan	61.732	-	-	61.732	Building under constructions
Jumlah	140.944	-	-	140.944	Total
Akumulasi penyusutan:					**Accumulated depreciation:**
Bangunan	80.579	6.158	-	86.737	Buildings
Peralatan	9.467	-	-	9.467	Office equipment
Perlengkapan	7.637	-	-	7.637	Furniture and fixtures
Jumlah	97.683	6.158	-	103.841	Total
Nilai tercatat	**43.261**			**37.103**	**Net carrying value**

	1 Januari/ *January* 2024	Perubahan selama tahun 2024/ *Changes during 2024*		31 Desember *December* 2024	
		Penambahan/ *Additions*	Pengurangan/ *Deductions*		
Biaya Perolehan:					**At Cost:**
Bangunan	62.690	-	-	62.690	Buildings
Peralatan	9.468	-	-	9.468	Office equipment
Perlengkapan	7.054	-	-	7.054	Furniture and fixtures
Aset dalam pembangunan	61.732	-	-	61.732	Building under constructions
Jumlah	140.944	-	-	140.944	Total
Akumulasi penyusutan:					**Accumulated depreciation:**
Bangunan	46.456	34.123	-	80.579	Buildings
Peralatan	9.467	-	-	9.467	Office equipment
Perlengkapan	7.054	583	-	7.637	Furniture and fixtures
Jumlah	62.977	34.706	-	97.683	Total
Nilai tercatat	**77.967**			**43.261**	**Net carrying value**

7. Aset Lain-Lain / Other Assets

	2025	2024	
Pihak berelasi			Related parties
Uang muka setoran modal	424.456	2.295	Advanced payment for capital stock
Sewa dibayar dimuka	2.387	2.387	Prepaid rent
Simpanan jaminan	201	193	Security deposits
Biaya dibayar dimuka	18	15	Prepaid expenses
Jumlah	427.062	4.890	Total
Pihak ketiga			Third parties
Uang muka investasi	845.544	758.457	Advances for investments
Pajak dibayar dimuka	8.314	5.894	Prepaid taxes
Uang muka setoran modal	500	500	Advanced payment for capital stock
Jumlah	854.358	764.851	Total
Jumlah	**1.281.420**	**769.741**	**Total**

8. Utang Pajak / 8. Taxes Payable

	2025	2024	
Pajak penghasilan			Taxes Payable
Pasal 21	370	763	Article 21
Pasal 29	132	21	Article 29
Pasal 23	16	2	Article 23
Jumlah	**518**	**786**	**Total**

9. Utang Obligasi / 9. Bonds Payable

	2025	2024	
Nilai nominal	7.196.719	6.225.850	Nominal value
Biaya transaksi yang belum diamortisasi	(30.208)	(24.986)	Unamortized transaction costs
Jumlah	**7.166.511**	**6.200.864**	**Total**

10. Utang bank / 10. Bank loan

	2025	2024	
Nilai nominal	1.400.000	-	Nominal value
Biaya transaksi yang belum diamortisasi	(38.700)	-	Unamortized transaction costs
Jumlah	**1.361.300**	**-**	**Total**

11. Liabilitas Lain-lain / 11. Other Liabilities

	2025	2024	
Pihak berelasi			Related parties
Pendapatan sewa diterima dimuka	974	1.078	Unearned revenues
Pihak ketiga			Third parties
Utang dividen	417	417	Dividend payable
Lain-lain	57.578	57.577	Others
Jumlah	57.995	57.994	Total
Jumlah	**58.969**	**59.072**	**Total**

12. Modal Saham

Susunan kepemilikan saham Perusahaan pada tanggal 31 Desember 2025 dan 2024 adalah sebagai berikut:

Berdasarkan Seri Saham

Jenis saham	%	Jumlah Lembar Saham *Number of Shares*	Nilai Nominal per Saham (dalam Rppenuh) *Nominal Value per share (in full Rp)*	Jumlah Modal Disetor/ *Total paid-up Capital stock*	Shares
		2025 dan/*and* 2024			
Seri A	2,24%	142.474.368	5.000	712.372	Seri A
Seri B	97,76%	6.225.190.349	100	622.519	Seri B
Jumlah	**100,00%**	**6.367.664.717**		**1.334.891**	**Total**

Berdasarkan Kepemilikan Pemegang Saham

Pemegang Saham	%	Jumlah Lembar Saham/ *Number of Shares*	Stockholders
	2025		
PT Sinar Mas Cakrawala	40,34%	2.568.361.683	PT Sinar Mas Cakrawala
Bank of Singapore Limited S/A PT Sinar Mas Cakrawala	9,42%	600.000.000	Bank of Singapore Limited S/A PT Sinar Mas Cakrawala
Indra Widjaja	0,03%	2.183.700	Indra Widjaja
Masyarakat (masing-masing di bawah 5%)	50,21%	3.197.119.334	Public (below 5% each)
Jumlah	**100,00%**	**6.367.664.717**	**Total**

Pemegang Saham	%	Jumlah Lembar Saham/ *Number of Shares*	Stockholders
	2024		
PT Sinar Mas Cakrawala	43,08%	2.743.462.323	PT Sinar Mas Cakrawala
Bank of Singapore Limited S/A PT Sinar Mas Cakrawala	9,42%	600.000.000	Bank of Singapore Limited S/A PT Sinar Mas Cakrawala
Indra Widjaja	0,03%	2.178.800	Indra Widjaja
Masyarakat (masing-masing di bawah 5%)	47,47%	3.022.023.594	Public (below 5% each)
Jumlah	**100,00%**	**6.367.664.717**	**Total**

12. Capital stock

The share ownership in the Company as at December 31, 2025 and 2024 follows:

By Series of Shares

By Ownership Interest

13. Pendapatan / 13. Income

	2025	2024	
Pendapatan dividen	547.571	276.899	Dividend Income
Keuntungan penjualan Investasi jangka pendek	32.456	223.855	Gain on Sale Short-Term Investment (Marketable securities)
Bunga	65.864	82.018	Interest Income
Keuntungan kurs mata uang asing - bersih	70.232	34.211	Gain on foreign currency exchange - net
Sewa	9.570	11.745	Rent
Keuntungan dari investasi pada unit reksadana	122.082	6.552	Gain on investment in units of mutual funds
Keuntungan penjualan aset tetap	-	2	Gain on sale of fixed assets
Lainnya	1.521	22	Others
Jumlah	**849.296**	**635.304**	**Total**

14. Beban Umum dan Administrasi / 14. General and Administrative Expenses

	2025	2024	
Beban profesional	10.529	5.113	Professional fee
Beban listrik, air dan telepon	6.130	6.523	Electricity, water and telephone
Beban sewa	5.868	4.823	Rent
Beban asuransi	1.280	276	Insurance
Teknologi informasi	961	1.513	Information technology
Jamsostek	510	-	Jamsostek
Beban perjalanan	337	32	Travelling
Beban iklan	182	153	Advertising
Beban administrasi efek	43	38	Securities administration expenses
Perlengkapan kantor	10	20	Office supplies
Beban Perbaikan dan Pemeliharaan	-	62	Repair and maintenance expenses
Lain-Lain	11.672	11.265	Others
Jumlah	**37.522**	**29.818**	**Total**

15. Liabilitas imbalan Kerja Jangka Panjang / 15. Long-Term Employee Benefits Liability

Mulai tanggal 2 Februari 2021, Grup melakukan perhitungan liabilitas imbalan kerja jangka berdasarkan Undang-Undang No. 11 Tahun 2020 tentang Cipta Kerja ("Undang-Undang Cipta Kerja") dan peraturan Pemerintah No. 35 Tahun 2021 tentang Perjanjian Kerja Waktu Tertentu, Alih Daya, Waktu Kerja dan Waktu Istirahat, dan Pemutusan Hubungan Kerja. Sebelum Peraturan Pemerintah No. 35 Tahun 2021 diberlakukan, perhitungan liabilitas imbalan kerja didasarkan pada Undang-Undang No. 13 Tahun 2003.

Starting from February 2, 2021, the Group calculated the employee benefit liabilities based on the Law No. 11 of 2020 on Job Creation (the "Job Creation Law") and Government Regulation No. 35 of 2021 regarding fixed-term employment contract, outsourcing, work time and rest time, and employment termination. Before Government Regulation No. 35 of 2021 was enacted, the calculation of employee benefit liabilities was based on Law No. 13 of 2003.

Presiden Republik Indonesia telah menetapkan Peraturan Pemerintah Pengganti Undang Undang No. 2 Tahun 2022 tentang Cipta Kerja (Perppu Cipta Kerja 2/2022) pada tanggal 30 Desember 2022 yang merupakan pelaksanaan dari Putusan MK Nomor 91/PUU-XVIII/2020. Dengan berlakunya Perppu ini, UU No. 11/2020 tentang Cipta Kerja dicabut dan dinyatakan tidak berlaku.

The President of the Republic of Indonesia has issued Government Regulation in Lieu of Law No. 2 of 2022 concerning Job Creation (Perppu Cipta Kerja 2/2022) on December 30, 2022 which is the implementation of the Constitutional Court Decision Number 91/PUU-XVIII/2020. With the enactment of this Perppu, Law no. 11/2020 concerning Job Creation is repealed and declared invalid.

Untuk pendanaan imbalan kerja jangka Panjang tersebut, Perusahaan menyelenggarakan program dana pension manfaat pasti untuk seluruh karyawan tetap yang memenuhi syarat. Imbalan tersebut akan dibayarkan pada saat karyawan pension, cacat tetap atau diberhentikan.

To fund the long-term employee benefits, the Company has a defined benefit pension plan for all eligible permanent employees. The benefits will be paid when the employee retires, is permanently disabled or dismissed.

Perusahaan telah menunjuk PT Asuransi Simas Jiwa untuk mengelola program pension tersebut melalui Dana Pensiun Lembaga Keuangan Simas Jiwa, yang pendiriannya telah disahkan menurut Keputusan Dewan Komisioner Otoritas Jasa Keuangan No. KEP-61/NB.1/2018 tanggal 16 Oktober 2018 mengenai Pengesahan atas Peraturan Dana Pensiun dari Dana Pensiun Lembaga Keuangan (DPLK) Simas Jiwa.

The Company has appointed PT Asuransi Simas Jiwa to manage the pension program through the Simas Jiwa Financial Institution Pension Fund, the establishment of which has been ratified according to the Decree of the Board of Commissioners of the Financial Services Authority No. KEP-61/NB.1/2018 dated October 16, 2018 regarding the Ratification of the Pension Fund Regulation of the Simas Jiwa Financial Institution Pension Fund (DPLK).

Perhitungan aktuaria terakhir atas liabilitas imbalan kerja jangka panjang dilakukan oleh KKA V Agus Basuki, aktuaris independen, tertanggal 10 Februari 2026.

The latest actuarial calculation of long-term employee benefit liabilities is carried out by KKA V Agus Basuki, independent actuaries, dated February 10, 2026.

Jumlah karyawan yang berhak atas imbalan kerja (iuran kerja) jangka panjang tersebut masing-masing sebanyak 44 dan 35 karyawan pada tahun 2025 dan 2024.

The number of employees who are entitled to long-term employee benefits (employment contributions) are 44 and 35 employees in 2025 and 2024, respectively.

Jumlah yang diakui dalam laporan laba rugi dan penghasilan komprehensif lain sehubungan dengan imbalan pasti adalah sebagai berikut:

The amounts recognised in the statement of profit or loss and other comprehensive income in relation to defined benefits are as follows:

	2025	2024	
Nilai kini kewajiban imbalan pasti	2.987	2.184	Present value of defined benefit obligation
Nilai wajar aset program	(3.415)	(3.130)	Fair value of plan assets
Pendapatan pada aset program	428	946	Impact of asset ceiling
Jumlah liabilitas imbalan kerja jangka panjang	**-**	**-**	**Total long-term employee benefit liabilities**

Jumlah-jumlah yang diakui dalam laporan laba rugi dan penghasilan komprehensif lain sehubungan dengan imbalan pasti adalah sebagai berikut:

The amounts recognised in the statement of profit or loss and other comprehensive income in relation to defined benefits are as follows:

	2025	2024	
Biaya jasa kini	670	194	Current service costs
Biaya bunga neto	67	172	Net interest expense
Pendapatan pada aset program	(67)	(172)	Income on plan assets
Impact IFRIC	-	-	Impact IFRIC
Komponen biaya imbalan pasti yang diakui di laba rugi	670	194	Component of defined benefits cost recognised in profit or loss
Pengukuran kembali liabilitas imbalan pasti keuntungan aktuarial yang diakui dalam penghasilan komprehensif lain	(670)	(194)	Remeasurment on the defined benefits liability - actuarial gain recognised in other comprehensive income
Jumlah	**-**	**-**	**Total**

Biaya imbalan pasti untuk tahun berjalan disajikan sebagai bagian dari "Beban Umum dan Administrasi".

The current service cost and the net interest expense are included in the "General and administrative expenses" in the profit or loss.

Mutasi liabilitas imbalan kerja jangka panjang adalah sebagai berikut:

Movements of long-term employee benefit liability follows:

	2025	2024	
Liabilitas imbalan kerja jangka panjang pada awal tahun	-	-	Balance at the beginning of the year
Beban imbalan kerja jangka panjang tahu berjalan	670	194	Expense of long-term employee benefits
			Adjustment of employee benefit
Keuntungan yang timbul dari perubahan asumsi aktuarial	(670)	(194)	Actuarial gain arising from changes in assumptions
Liabilitas imbalan kerja jangka panjang pada akhir tahun	**-**	**-**	**Balance at the end of the year**

Analisa sensitivitas dari perubahan asumsi-asumsi utama terhadap liabilitas imbalan kerja jangka panjang adalah sebagai berikut:

The sensitivities of the overall long-term employee benefit liabilities follows:

	31 Desember/*December 31, 2025*			
	Dampak terhadap liabilitas imbalan pasti/ *Impact on Defined Benefit Liability*			
	Perubahan Asumsi/ *Changes In Assumption*	Kenaikan Asumsi/ *Increase In Assumption*	Penurunan Asumsi// *Decrease In Assumption*	
Tingkat diskonto	1%	(228)	596	Discount rate

	31 Desember/*December 31, 2024*			
	Dampak terhadap liabilitas imbalan pasti/ *Impact on Defined Benefit Liability*			
	Perubahan Asumsi/ *Changes In Assumption*	Kenaikan Asumsi/ *Increase In Assumption*	Penurunan Asumsi// *Decrease In Assumption*	
Tingkat diskonto	1%	(119)	134	Discount rate

Asumsi aktuarial utama yang digunakan untuk menghitung imbalan kerja jangka panjang adalah sebagai berikut:

The principal actuarial assumptions used in the valuation of the defined post-employment benefits liability are as follows:

	2025	2024	
Usia pensiun normal	59	55	Retirement age
Tingkat diskonto	6,51%	7,1%	Discount rate
Tingkat kenaikan gaji	7,0%	8,0%	Salary growth rate
Tabel mortalita	Indonesia - IV (2019)	Indonesia - IV (2019)	Mortality age

16. Pajak Penghasilan

16. Income Taxes

Pajak Kini

Current tax

Rekonsiliasi antara laba sebelum pajak menurut laporan laba rugi dan penghasilan komprehensif lain dengan laba kena pajak adalah sebagai berikut:

A reconciliation between profit before tax per statements of profit or loss and other comprehensive income and taxable income follows:

	2025	2024	
Laba sebelum pajak menurut laporan laba rugi dan penghasilan komprehensif lain	23.945	(64.189)	Profit before tax per statements of profit or loss and other comprehensive income
Perbedaaan temporer:			Temporer differences:
Imbalan kerja jangka panjang	670	194	long-term employee benefits
Perbedaaan tetap:			Permanent differences:
Keuntungan atas penurunan nilai wajar-efek yang diukur pada nilai wajar melalui laba rugi			Unrealized gain on increase in fair value
Beban umum dan administrasi	787.243	641.088	General and administrative expenses
Beban penyusutan aset tetap	6.668	35.216	Depreciation expense
Beban sewa	4.327	4.335	Rent expenses
Beban lain-lain	11.714	11.696	Other expenses
Rugi (laba) selisih kurs	(70.232)	(34.211)	Loss on foreign exchange
Pendapatan sewa	(9.569)	(11.139)	Rent income
Pendapatan bunga	(39.460)	(69.793)	Interest income
Kerugian (keuntungan) dari investasi pada unit reksa dana	(122.082)	(6.552)	Gain from investment in units of mutual funds
Pendapatan dividen	(547.571)	(276.899)	Dividend income
Pendapatan atas penjualan Investasi jangka pendek	(28.734)	(223.855)	Income from sale of short term investment
Kerugian penurunan nilai piutang	2.950	2.591	Loss on impairment of receivables
Jumlah	**(4.747)**	**(72.477)**	**Total**
Laba kena pajak (rugi fiskal)	19.869	8.482	Taxable profit (tax loss)
Beban pajak kini	4.371	1.866	Current tax expense
Pajak dibayar dimuka	4.239	1.845	Prepaid taxes
Jumlah utang pajak kini	**132**	**21**	**Current tax payable amount**

Pajak Tangguhan / **Deferred Tax**

	1 Januari/ *January* 2025	Dikreditkan (dibebankan) ke/ *Credit (charged) to*		31 Desember/ *December* 2025	
		Laba rugi/ *Profit and loss*	Penghasilan Komprehensif Lain/*Other comprehensive income*		
Aset Pajak Tangguhan					**Deferred Tax Assets**
Imbalan kerja jangka panjang		147	(147)		Long term employee benefits

	1 Januari/ *January* 2024	Dikreditkan (dibebankan) ke/ *Credit (charged) to*		31 Desember/ *December* 2024	
		Laba rugi/ *Profit and loss*	Penghasilan Komprehensif Lain/*Other comprehensive income*		
Aset Pajak Tangguhan					**Deferred Tax Assets**
Imbalan kerja jangka panjang	-	43	(43)		Long term employee benefits

Rekonsiliasi antara jumlah beban pajak dan laba akuntansi Perusahaan yang dihitung berdasarkan tarif pajak yang berlaku adalah sebagai berikut:

A reconciliation between the total tax expense and the amounts computed by applying the effective tax rate follows:

	2025	2024	
Laba sebelum pajak menurut laporan laba rugi dan penghasilan komprehensif lain	23.945	(64.189)	Profit before tax per statements of profit or loss and other comprehensive income
Beban pajak atas dasar tarif pajak yang berlaku	5.268	(14.122)	Tax expense at effective tax rates
Pengaruh pajak atas perbedaan tetap:			Tax effects of permanent differences:
Beban umum dan administrasi	173.193	141.039	General and administrative expenses
Beban penyusutan aset tetap	1.467	7.747	Depreciation expense
Beban sewa	952	954	Rent expenses
Beban lain-lain	2.577	2.573	Other expenses
Rugi (Laba) selisih kurs	(15.451)	(7.526)	Loss on foreign exchange
Pendapatan sewa	(2.105)	(2.451)	Rent income
Pendapatan bunga	(8.681)	(15.354)	Interest income
Kerugian (keuntungan) dari investasi pada unit reksa dana	(26.858)	(1.441)	Gain from investment in units of mutual funds
Pendapatan dividen	(120.466)	(60.918)	Dividend income
Pendapatan atas penjualan investasi jangka pendek	(6.321)	(49.248)	Income from sale of short term investment
Kerugian penurunan nilai piutang	649	570	Loss on impairment of receivables
Jumlah	**(1.044)**	**15.945**	**Total**
Beban pajak Perusahaan	**4.223**	**1.823**	**Tax expense of the Company**

sinarmas multiartha

PT Sinar Mas Multiartha Tbk

Menara Tekno Lt. 7 / 7th Fl.
Jl. Fachruddin No. 19
Jakarta Pusat / Central Jakarta 10250

(021) 392 5660
(021) 392 5788
multiartha@smma.co.id

www.smma.co.id

2025

Laporan Tahunan
Annual Report