2025
Annual
Report

SMBC
BANK SMBC INDONESIA



Integrating **Strength**
Empowering **Growth**

Disclaimer and Limitation of Liability

- This Annual Report 2025 is an english translation of Laporan Tahunan 2025, if there is any inconsistencies in translation, please refer to Bahasa version.
- In order to minimize the above circumstances and to enhance the content of this Annual Report, if necessary, we will re-upload the updated version on 8 April 2026.

Integrating **Strength** Empowering **Growth**

This theme reflects SMBC's journey as it navigates Indonesia's financial landscape towards a sustainable future. In 2025, the Company made some steps forward with its recent appointment as a Financial Conglomerate Holding Company (FCHC) in Indonesia. This new role requires the Company to undertake various initiatives to drive more meaningful growth - by enhancing governance, strengthening risk management across all entities, and building operational excellence. The Company has even taken a step further, exploring new opportunities that blend technology with customer engagement to build an inclusive financial ecosystem while cementing its presence in a dynamic market.

Table of Contents

Jenius' Progressive Growth	**4**
Strong Revenue Growth	**5**
Maintaining Liquidity, Credit Portfolio Quality, and Healthy Capitalization	**5**
Strategic Steps into the Future	**6**
New Role as a Holding Company	**7**

01 Main Highlights 9

2025 Performance	10
Financial Highlights	12
Share Highlights	16
Corporate Actions	17
Information on Temporary Suspension of Shares Trading	17
Issuance of Bonds and Sukuk	17
Overview of Bonds and Sukuk	18
Rating of SMBC Indonesia Bonds	18
Payment of Interest and Principal in 2025	19
2025 Event Highlights	22
Awards and Certifications	28

02 Management Report 35

Board of Commissioners' Report	36
The Board of Commissioners	42
Board of Directors' Report	44
The Board of Directors	54
Board of Management	56
Executive Officers	58
Statement Letter of The Board of Commissioners and Board of Directors Regarding Responsibility for The 2025 Annual Report of PT Bank SMBC Indonesia Tbk	62

03 Company Profile 65

General Information	66
Brief History of The Company	67
Milestones	68
Line of Business	72
Products and Services	73
Visi dan Misi	74
Main Values	75
Organizational Structure	76
Profile of the Board of Commissioners	80
Profile of the Board of Directors	86
Change in Composition of the Board of Commissioners and Board of Directors	94
Profile of Executive Officers	95
Employee Statistics	98
Ultimate and Controlling Shareholder	100
Ultimate Shareholders	101
Controlling Shareholders	102
List of Subsidiaries	105
Areas of Operation	106
Membership in Associations	109
Chronology of Shares Listing	109
Chronology of Other Securities Listing	110
Public Accounting Firm 2025	110
Name and Address of Capital Market and/or Supporting Institutions	111
Information on Company Website	112

04 Management Discussion and Analysis 115

Economic and Banking Industry Review	116
Economic Review	117
Banking Industry Review	118
Performance Review by Business Segment	120
Retail Banking	121
Jenius	122
Retail Lending Business	124
Wealth Management Business	127
Business Banking	128
Corporate Banking	129
Treasury	133
Sharia Banking	135
Profitability by Business Segment	137
Financial Performance Overview	138
Financial Balance Sheet	139

Profit and Loss Performance	143
Cash Flow	143
Ability to Pay Debt	144
Prime Lending Rate	145
Capital Structure	145
Material Commitments Related to Capital Goods Investments	146
Realization of Capital Goods Investment	146
Material Information and Facts Occurring After The Reporting Date	146
Targets, Realizations, and Projections	147
Business Prospects	147
Dividend	147
Long-Term Compensation: Employee and Management Stock Ownership Program	148
Realization of Use of Proceeds from The Public Offering	148
Material Information on Transactions Related to Investment, Expansion, Divestment, Acquisition, and Debt/Capital Restructuring	149
Material Transactions Containing Conflict of Interest and/or Transactions with Affiliated/Related Parties	149
Transaction Review and Approval Policy	151
Changes in Legislations that Have Significant Impact	152
Changes in Accounting Policy	153
Compliance As Taxpayer	153
Marketing Aspect	154
Marketing Strategy	155
Market Share	157

05 Risk Management 159

Risk Management Policy	161
Implementation of Risk Management	163
Risk Management Organization	163
Description of Risk Management Implementation	164
Review of the Effectiveness of the Risk Management System	167
Statement of the Board of Directors and/or Board of Commissioners or Audit Committee on the Adequacy of Risk Management	167
Internal Control System	168
Capital Disclosure	168
Disclosure of Risk Exposure	185

06 Business Support Review 253

Human Resources Development	254
Operations and Information Technology	260

07 Corporate Governance 269

Principles of GCG Implementation	271
Legal Basis of Implementation	274
Objectives of GCG Implementation	275
GCG Structure	276
Assessment of GCG Implementation in 2025	276
General Meeting of Shareholders (GMS)	286
Ultimate and Controlling Shareholders	296
Board of Commissioners	297
Board of Directors	306
Transparency of Information on The Board of Commissioners and The Board of Directors	315
Committees Under The Board of Commissioners	329
Committees Under The Board of Directors	355
Corporate Secretary	379
Compliance Function	384
Integrated Compliance Function	389
Internal Fraud	391
Anti-Money Laundering, Antimoney Laundering, Counterterrorist Financing, and Counter-Proliferation Financing of Weapons of Mass Destruction (AML CFT and CPF)	393
Provision of Funds for Social and Political Activities	395
Transparency of The Bank's Financial and Non-Financial Conditions	395
Share Buyback or Subordinated Bond	396
Provision of Funds to Related Prties and Large Exposure	396
External Audit	397
Internal Audit	398
Internal Control System (SPI)	403
Important Cases Faced by Subsidiaries, Members of The Board of Commissioners, and Members of The Board of Directors	405
Administrative Sanctions	405
Access To Corporate Information and Data	406
Code of Ethics	406
Price Sensitive Information Personal Account Dealing	408
Governance In Procurement of Goods and Services	408
Reporting of Violations System	409
Policy on Anti-Corruption and Bribery	410
Insider Information Prevention Policy	411
Transparency in Bad Governance Practices	412

08 Social and Environmental Responsibility 415

Highlights of Sustainability	416
Risk Management Implementation Report for Operational Risk	424
2025 Financial Statements	433
SEOJK Reference SEOJK No. 16/SEOJK.04/2021: Annual Report of Issuer or Public Company	700



Jenius' Progressive Growth

Driven by strong demand for its financing products, Jenius, the digital banking platform of PT Bank SMBC Indonesia Tbk, also plans to enhance its credit card product, the Supplementary Credit Card (s-Card). This card extends an existing credit card account to family members or inner circle.

New Features

- Launch of s-Card, a supplementary credit card
- Jenius Maxi Saver available for USD, GBP, CNY, SGD, AUD, and EUR
- Saudi Arabian Riyal foreign currency
- QRIS Cross-Border in several countries
- Credit card funding for QRIS payments
- Jenius Bisniskit => a free supplementary application from Jenius specifically designed to assist MSMEs

Registered Customers

6.3 million

6.3 million registered customers in 2025, a 5.9% increase compared to 5.9 million in 2024.

Third-Party Funds

Rp27.6 trillion

Third-Party Funds (TPF) in 2025 reached Rp27.6 trillion, an 18.3% increase compared to Rp23.3 trillion in 2024.

Funding Disbursement

Rp3.6 trillion

Funding disbursement in 2025 reached Rp3.6 trillion, a 11.4% increase compared to Rp3.2 trillion in 2024.

Strong Revenue Growth

SMBC Indonesia's consolidated operating income rose 6% year on year to Rp18.4 trillion. This was supported by an increase in net interest income and consolidated interest from the OTO Group. This was also supported by an increase in fees from bancassurance, insurance, investment products, credit cards, and trade commissions.

Assets
Rp245.8 trillion
Grow 5% YoY

Net Interest Income
Rp15.9 trillion
Up 5%

Net Interest Margin (NIM)
7%
Stable at 7.0%

Maintaining Liquidity, Credit Portfolio Quality, and Healthy Capitalization

01 **LCR, 229.42%**
*average Q4-2025

NSFR, 122.96% 02

03 **CASA Ratio 41%**
Increased to 41% from 38% in 2024

Total Loans 3%
Increased 3% to Rp185.4 trillion 04

05 **Loans grew 3%**
contributed by: Corporate and Commercial Segments 7% yoy, Jenius excluding Digital Micro 11% yoy

NPL (gross), 2.59%
(including financing receivables) 06

07 **CAR, 29.31%**
Demonstrating strong capitalization

Strategic Steps into the Future

Supported by Sumitomo Mitsui Banking Corporation's global network, SMBC Indonesia will continue to cement its position as a provider of innovative and comprehensive financial services supported by the latest digital technology.

01 Number of Customers

- SMBC Indonesia: **6.1** Million
- BTPN Syariah: **3.8** Million
- OTO & SOF: **1.3** Million

02 Number of Branch Offices

- SMBC Indonesia: **221***
- BTPN Syariah: **41****
  (Syariah Mobile Marketing: 1,511)
- OTO & SOF: **9,048**

* Number of Main Branch Offices & Sub-Branches
** Number of Branch Offices, Functional Offices, and Non-Operational Functional Offices

03 Volume of Digital Platform Transactions

- Jenius (in-App): Rp**287** trillion (+4.5% YoY)
- TOUCHBIZ: Rp**32** trillion (+106% YoY)

04 Resilient Resources

- SMBC Indonesia: **6.139**
- BTPN Syariah: **14.224**
- OTO & SOF: **9.048**

New Role as a Financial Conglomerate Holding Company

In the middle of 2025, OJK approved the appointment of the Bank as an Operational Financial Conglomerate Holding Company (FCHC) in SMBC Financial Conglomerate (SMBC FCHC) with the structure namely PT Bank SMBC Indonesia Tbk as FCHC, PT Bank BTPN Syariah Tbk, PT BTPN Syariah Ventura, PT Oto Multiartha and PT Summit Oto Finance as members of SMBC FCHC. This structure strengthens governance, risk management, and compliance across all entities, creates operational synergies, increases transparency, and enhances the group's position for long-term growth.





Main Highlights

2025 Performance	10
Financial Highlights	12
Share Highlights	16
Corporate Actions	17
Information on Temporary Suspension of Shares Trading	17
Issuance of Bonds and Sukuk	17
Overview of Bonds and Sukuk	18
Rating of SMBC Indonesia Bonds	18
Payment of Interest and Principal in 2025	19
2025 Event Highlights	22
Awards and Certifications	28

2025 Performance

> SMBC Indonesia's consolidated performance for the 2025 period reflects our strategy of focusing on business fundamentals underpinned by good governance.

Net Interest Income



Rp15.9 trillion

The Bank successfully recorded a 5% increase in Interest Income, while maintaining a net interest margin (NIM) of 7.0% amid competitive lending rates, rising funding costs, and ongoing market volatility.

Operating Income



Rp18.4 trillion

Operating income increased 6% to Rp18.4 trillion from Rp17.4 trillion in 2024, driven by a 5% increase in net interest income and a 14% increase in other operating income.

Net Profit Attributable to Owners of the Parent Entity



Rp506 billion

This result was primarily driven by increased loan provisions at the Bank and its multifinance subsidiaries, reflecting additional loan reserves resulting from a more intensive portfolio review by the parent company within the conglomerate framework.

Branch Offices

57 Offices

Sub-Branch Offices

164 Offices

ATMs

208 Units

Description	Total
Operational Head Office	1
Non-Operational Regional Office	9
Branch office	57
Sub-Branch Offices	164
Functional Office	
· Operational Functional Office	0
· Non-Operational Functional Office	0
Total Office Network	231
ATM	208
TCR	0
Payment Point	0
Total Office Network & ATM	439

Sustainable Empowerment

DAYA

37 million

With a vision to make a meaningful difference in the lives of millions of people, SMBC Indonesia achieves this by implementing the Daya program, a measurable, impactful customer empowerment initiative.

Through 2025, more than 37 million participants benefited from the Daya program through 12,804 empowerment activities covering the four pillars of Daya:

- Personal Capacity Development
- Financial Literacy
- Business Capacity Building
- Sustainable Living

> SMBC Indonesia continues to strive to provide convenient services to customers through its extensive branch and ATM network.



Financial Highlights

(Rp Million, unless stated otherwise)

Description	2025	2024	2023	2022
Balance Sheet				
Total Assets	245,848,165	241,096,427	201,448,392	209,169,704
Earning Assets [1]	242,001,763	236,185,309	197,325,929	204,169,669
Loans [2]	185,387,869	179,404,617	156,561,297	146,123,516
Deposits from Customers [3]	131,001,080	121,317,811	108,198,576	114,866,548
Borrowings	41,905,179	52,632,885	34,283,897	48,025,106
Securities Issues	6,794,041	2,939,924	200,569	200,134
Investment in Shares	26,572	75,285	102,586	103,473
Total Liabilities [3]	192,392,451	186,350,388	160,165,288	169,756,680
Total Equity [4]	53,455,714	54,746,039	41,283,104	39,413,024
Number of Shares Issued and Fully Paid (in units)	10,645,945,748	10,645,945,748	8,149,106,869	8,149,106,869
Income Statement				
Interest Income	24,235,160	23,588,335	18,815,673	15,898,376
Interest Expenses	(8,323,257)	(8,380,053)	(6,771,610)	(4,221,331)
Net Interest Income	15,911,903	15,208,282	12,044,063	11,677,045
Other Operating Income	2,527,119	2,221,078	1,689,372	1,664,162
Other Operating Expenses	(10,068,560)	(9,428,203)	(7,222,481)	(6,843,364)
Provision for Impairment Losses Expense	(8,046,544)	(3,897,140)	(3,049,919)	(1,840,167)
Operating Income – Net	323,918	4,104,017	3,461,035	4,657,676
Profit for the Year Before Tax	281,327	4,120,473	3,457,682	4,657,319
Net Income for the Year	(102,129)	3,216,240	2,682,484	3,629,564
Profit for the Year Attributable to				
· Owners of the Parent	505,557	2,812,986	2,358,334	3,095,701
· Non-Controlling Interest	(607,686)	403,254	324,150	533,863
Other Comprehensive Income for the Year, Net of Income Tax	(377,647)	74,756	18,348	(154,602)
Total Comprehensive Income for the Year, Net of Income Tax	(479,776)	3,290,996	2,700,832	3,474,962
Total Comprehensive Income Attributable to				
· Owners of the Parent	248,351	2,868,590	2,376,847	2,939,728
· Non-Controlling Interest	(728,127)	422,406	323,985	535,234
Earnings per Share (Full Amount)	47	279	293	384

Notes:
1. Including loans sharia financing/receivables, current accounts with BI and other banks, placements with BI and other banks, securities, investment in shares, acceptance receivables, reverse repo, financing receivables, and derivative receivables.
2. Including Sharia financing/receivables and financing receivables.
3. Including temporary syirkah funds.
4. Including non-controlling interests.

(dalam %)

Description	2025	2024	2023	2022
Financial Ratios				
Capital				
Minimum Capital Adequacy Requirement (KPMM) [5]	29.3	30.0	29.9	27.3
Earning Assets				
Non-performing earning assets and non-performing non-productive assets to total earning assets and non-productive assets	1,2	1.2	0.7	0.7
Non-performing earning assets to total earning assets	1,2	1.2	0.7	0.7
Reserves for Impairment Losses (CKPN) for financial assets to earning assets	3,1	2.6	2.5	1.8
NPL-Gross	2,6	2.5	1.4	1.4
NPL-Net	0.8	1.1	0.4	0.4
Profitability				
Return on Assets (ROA) [6]	0,1	1.8	1.7	2.4
Return on Equity (ROE)	1,1	6.8	6.5	9.1
Net Interest Income Margin (NIM)	7,0	7.1	6.5	6.3
Operating Expense to Operating Income (BOPO)	97.7	83.2	83.7	75.1
Cost of Funds	4,1	4.4	4.4	2.7
Cost to Income Ratio (CIR)	54.3	53.9	52.7	49.8
Profit (loss) to Income/Sales	1.0	17.1	16.6	26.0
Liquidity				
Loan to Deposit Ratio (LDR) [7]	140,3	147.0	142.7	126.7
Current Ratio	36.1	43.7	33.7	45.3
Solvency				
Debt to Asset Ratio	78.3	77.3	79.5	81.2
Debt to Equity Ratio	359.9	340.4	414.2	460.0
Compliance				
Percentage to BMPK Violation				
· Related Parties	-	-	-	-
· Non-Related Parties	-	-	-	-
Percentage to Excessive BMPK				
· Related Parties	-	-	-	-
· Non-Related Parties	-	-	-	-
Minimum Rupiah Main Statutory Reserves (Bank Only)	7,0	6.9	8.3	8.2
Minimum Foreign Currency Main Statutory Reserves (Bank Only)	4,0	4.0	4.0	4.0
Net Foreign Currency Position (Bank Only)	0,7	1.4	0.5	0.3
Others				
Number of Branch Office [8]	2,203	719	333	358
Number of ATM and TCR	222	231	228	221
Number of Employee [9]	29,411	29,382	20,933	19,740

Notes:
5. Including credit, operational, and market risks.
6. RoA before tax.
7. LDR (not including Loan to Bank).
8. Including Payment Points & Functional Offices. On December 31, 2025, MMS at PT Bank BTPN Syariah Tbk is considered a Functional Office according to the OJK recommendation in June 2025.
9. Including employees of PT Bank BTPN Syariah Tbk, PT OTO Multiartha, and PT Summit Oto Finance.

Financial Highlights

01

Customer Deposits
(including temporary syirkah funds)

Rp131.0 Trillion



02

Total Equity

Rp53.3 Trillion



03

CAR Ratio

29.5%



04

Return on Equity (RoE)

1.1%



05

Total Assets

Rp246.0 Trillion



Net Interest Income
(in trillion rupiah)

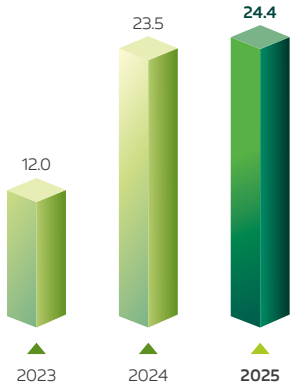

Loan Distribution
(in trillion rupiah)

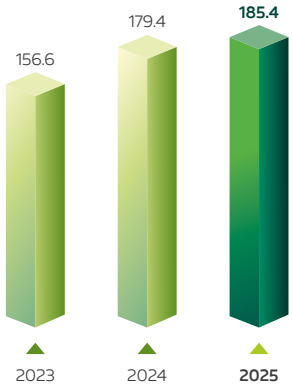

Other Operating Income
(in trillion rupiah)

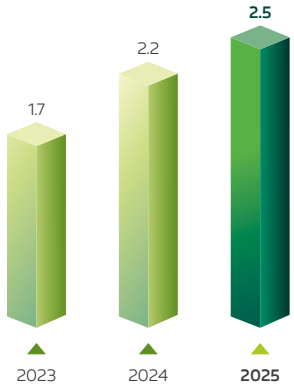

Other Operating Expenses
(in trillion rupiah)

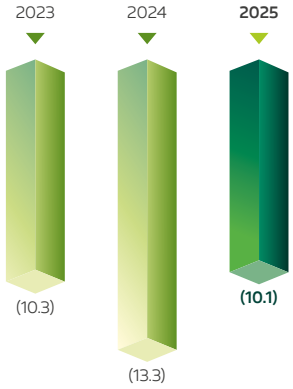

Loans Granted Including Financing Receivables
(in trillion rupiah)

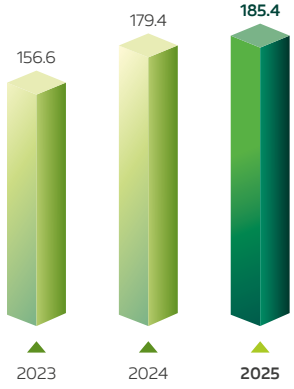

Third-Party Funds
(in trillion rupiah)

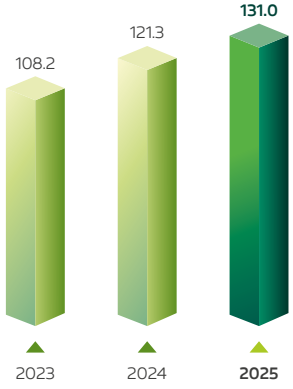

Share Highlights

INITIAL PUBLIC OFFERING

PT Bank SMBC Indonesia Tbk ("SMBC Indonesia", "the Bank") held an initial public offering (IPO) on June 8, 2007. In this corporate action, 267,960,220 shares were offered to the public with a nominal value of Rp100 (full value) per share. The offering price was Rp2,850 (full value) per share. The shares were listed on the Indonesia Stock Exchange on March 12, 2008.

Period	Highest (Rp)	Lowest (Rp)	Closing (Rp)	Trade Volume (Share)	Total Listed Shares (Share)	Market Capitalization (Rp)
2025						
Kuartal I (Maret)	2,230	1,960	2,000	1,308,100	10,645,945,748	21,291,891,496,000
Kuartal II (Juni)	2,520	1,915	2,520	5,190,700	10,645,945,748	26,827,783,284,960
Kuartal III (September)	2,180	2,040	2,040	2,723,600	10,645,945,748	21,717,729,325,920
Kuartal IV (Desember)	2,260	2,050	2,120	1,687,400	10,645,945,748	22,569,404,985,760
2024						
Kuartal I (Maret)	2,620	2,558	2,370	2,557,870	10,645,945,748	25,230,891,422,760
Kuartal II (Juni)	2,630	2,210	2,370	1,491,500	10,645,945,748	25,230,891,422,760
Kuartal III (September)	2,490	2,240	2,260	1,638,800	10,645,945,748	24,059,837,390,480
Kuartal IV (Desember)	2,400	2,220	2,610	1,638,800	10,645,945,748	27,785,918,402,280

SMBC INDONESIA STOCK DEVELOPMENT

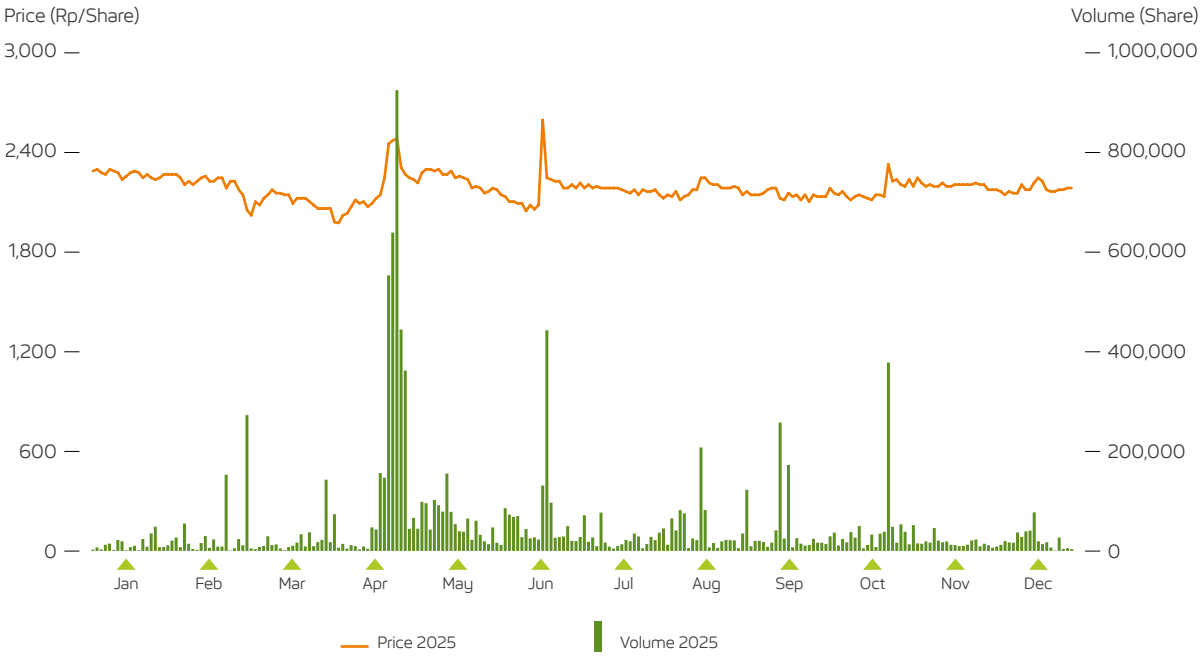

Corporate Actions

ISSUANCE OF SHELF REGISTERED BONDS V BANK SMBC INDONESIA PHASE III YEAR 2025

In September 2025, the Bank issued Shelf Registered Bonds V Bank SMBC Indonesia Phase III Year 2025 with a nominal amount of Rp816,050,000,000 (eight hundred sixteen billion fifty million rupiah).

CHANGE IN SHARE PRICES FROM CORPORATE ACTIONS

The corporate action does not have any impact on the Bank's share price.

Information on Temporary Suspension of Shares Trading

Throughout 2025, SMBC Indonesia's shares did not experience any temporary suspensions of trading on the stock exchange.

Issuance of Bonds and Sukuk

During 2025, SMBC Indonesia issued the Shelf Registered Bonds V Bank SMBC Indonesia Phase III Year 2025 with a nominal amount of Rp816,050,000,000 (eight hundred sixteen billion fifty million rupiah), with the following details:

Description	Date of Listing	Total Bonds (Rp)	Interest Rate (%)	Maturity Date
A Series	3 September 2025	670.650.000.000	6.10	2 September 2028
B Series	3 September 2025	145.400.000.000	6.20	2 September 2030

Overview of Bonds and Sukuk

Description	Date of Listing	Total Bonds (Rp)	Interest Rate (%)	Maturity Date	Outstanding (Rp)
Public offering of Shelf Registered Bonds V Bank BTPN with Fixed Interest Rate Phase I Year 2024					
A Series	8 July 2024	114,755,000,000	7.00	5 July 2027	114,755,000,000
B Series	8 July 2024	240,305,000,000	7.10	5 July 2029	240,305,000,000
Public offering of Shelf Registered Bonds V Bank SMBC Indonesia with Fixed Interest Rate Phase II Year 2024					
A Series	18 December 2024	429,910,000,000	6.70	17 December 2027	429,910,000,000
B Series	18 December 2024	966,505,000,000	6.95	17 December 2029	966,505,000,000
Public offering of Shelf Registered Bonds V Bank SMBC Indonesia with Fixed Interest Rate Phase III Year 2025					
A Series	3 September 2025	670,650,000,000	6.10	2 September 2028	670,650,000,000
B Series	3 September 2025	145,400,000,000	6.20	2 September 2030	145,400,000,000

Rating of SMBC Indonesia Bonds

Bonds	2025 Rating	2024 Rating	2023 Rating
Public offering of Shelf Registered Bonds IV Bank BTPN with Fixed Interest Rate Phase I Year 2019	AAA (idn)	AAA (idn)	AAA (idn)
Public offering of Shelf Registered Bonds V Bank BTPN with Fixed Interest Rate Phase I Year 2024	idAAA	idAAA	-
Public offering of Shelf Registered Bonds V Bank SMBC Indonesia with Fixed Interest Rate Phase II Year 2024	idAAA	idAAA	-
Public offering of Shelf Registered Bonds V Bank SMBC Indonesia with Fixed Interest Rate Phase III Year 2025	idAAA	-	-

Payment of Interest and Principal in 2025

Shelf Registered Bonds V Bank BTPN with Fixed Interest Rate Phase I Year 2024 Series A

Description	Date of Payment	Total Payment - Net (Rp)
Coupon-2	5 January 2025	2,008,212,500
Coupon-3	5 April 2025	2,008,212,500
Coupon-4	5 July 2025	2,008,212,500
Coupon-5	5 October 2025	2,008,212,500
Coupon-6	5 January 2026	2,008,212,500
Coupon-7	5 April 2026	2,008,212,500
Coupon-8	5 July 2026	2,008,212,500
Coupon-9	5 October 2026	2,008,212,500
Coupon-10	5 January 2027	2,008,212,500
Coupon-11	5 April 2027	2,008,212,500
Coupon-12	5 July 2027	116,763,212,500

Shelf Registered Bonds V Bank BTPN with Fixed Interest Rate Phase I Year 2024 Series B

Description	Date of Payment	Total Payment - Net (Rp)
Coupon-2	5 January 2025	4,265,413,750
Coupon-3	5 April 2025	4,265,413,750
Coupon-4	5 July 2025	4,265,413,750
Coupon-5	5 October 2025	4,265,413,750
Coupon-6	5 January 2026	4,265,413,750
Coupon-7	5 April 2026	4,265,413,750
Coupon-8	5 July 2026	4,265,413,750
Coupon-9	5 October 2026	4,265,413,750
Coupon-10	5 January 2027	4,265,413,750
Coupon-11	5 April 2027	4,265,413,750
Coupon-12	5 July 2027	4,265,413,750
Coupon-13	5 October 2027	4,265,413,750
Coupon-14	5 January 2028	4,265,413,750
Coupon-15	5 April 2028	4,265,413,750
Coupon-16	5 July 2028	4,265,413,750
Coupon-17	5 October 2028	4,265,413,750
Coupon-18	5 January 2029	4,265,413,750
Coupon-19	5 April 202	4,265,413,750
Coupon-20	5 July 2029	244,570,413,750

Payment of Interest and Principal in 2025

Shelf Registered Bonds V Bank SMBC Indonesia with Fixed Interest Rate Phase II Year 2024 Series A

Description	Date of Payment	Total Payment - Net (Rp)
Coupon-1	17 March 2025	7,200,992,500
Coupon-2	17 June 2025	7,200,992,500
Coupon-3	17 September 2025	7,200,992,500
Coupon-4	17 December 2025	7,200,992,500
Coupon-5	17 March 2026	7,200,992,500
Coupon-6	17 June 2026	7,200,992,500
Coupon-7	17 September 2026	7,200,992,500
Coupon-8	17 December 2026	7,200,992,500
Coupon-9	17 March 2027	7,200,992,500
Coupon-10	17 June 2027	7,200,992,500
Coupon-11	17 September 2027	7,200,992,500
Coupon-12	17 December 2027	121,955,992,500

Shelf Registered Bonds V Bank SMBC Indonesia with Fixed Interest Rate Phase II Year 2024 Series B

Description	Date of Payment	Total Payment - Net (Rp)
Coupon-1	17 March 2025	16,793,024,375
Coupon-2	17 June 2025	16,793,024,375
Coupon-3	17 September 2025	16,793,024,375
Coupon-4	17 December 2025	16,793,024,375
Coupon-5	17 March 2026	16,793,024,375
Coupon-6	17 June 2026	16,793,024,375
Coupon-7	17 September 2026	16,793,024,375
Coupon-8	17 December 2026	16,793,024,375
Coupon-9	17 March 2027	16,793,024,375
Coupon-10	17 June 2027	16,793,024,375
Coupon-11	17 September 2027	16,793,024,375
Coupon-12	17 December 2027	16,793,024,375
Coupon-13	17 March 2028	16,793,024,375
Coupon-14	17 June 2028	16,793,024,375
Coupon-15	17 September 2028	16,793,024,375
Coupon-16	17 December 2028	16,793,024,375
Coupon-17	17 March 2029	16,793,024,375
Coupon-18	17 June 2029	16,793,024,375
Coupon-19	17 September 2029	16,793,024,375
Coupon-20	17 December 2029	257,098,024,375

Shelf Registered Bonds V Bank SMBC Indonesia with Fixed Interest Rate Phase III Year 2025 Series A

Description	Date of Payment	Total Payment - Net (Rp)
Coupon-1	2 December 2025	10,227,412,500
Coupon-2	2 March 2026	10,227,412,500
Coupon-3	2 June 2026	10,227,412,500
Coupon-4	2 September 2026	10,227,412,500
Coupon-5	2 December 2026	10,227,412,500
Coupon-6	2 March 2027	10,227,412,500
Coupon-7	2 June 2027	10,227,412,500
Coupon-8	2 September 2027	10,227,412,500
Coupon-9	2 December 2027	10,227,412,500
Coupon-10	2 March 2028	10,227,412,500
Coupon-11	2 June 2028	10,227,412,500
Coupon-12	2 September 2028	680,877,412,500

Shelf Registered Bonds V Bank SMBC Indonesia with Fixed Interest Rate Phase III Year 2025 Series B

Description	Date of Payment	Total Payment - Net (Rp)
Coupon-1	2 December 2025	2,253,700,000
Coupon-2	2 March 2026	2,253,700,000
Coupon-3	2 June 2026	2,253,700,000
Coupon-4	2 September 2026	2,253,700,000
Coupon-5	2 December 2026	2,253,700,000
Coupon-6	2 March 2027	2,253,700,000
Coupon-7	2 June 2027	2,253,700,000
Coupon-8	2 September 2027	2,253,700,000
Coupon-9	2 December 2027	2,253,700,000
Coupon-10	2 March 2028	2,253,700,000
Coupon-11	2 June 2028	2,253,700,000
Coupon-12	2 September 2028	2,253,700,000
Coupon-13	2 December 2028	2,253,700,000
Coupon-14	2 March 2029	2,253,700,000
Coupon-15	2 June 2029	2,253,700,000
Coupon-16	2 September 2029	2,253,700,000
Coupon-17	2 December 2029	2,253,700,000
Coupon-18	2 March 2030	2,253,700,000
Coupon-19	2 June 2030	2,253,700,000
Coupon-20	2 September 2030	147,653,700,000

2025 Event Highlights

22 January



SMBC Indonesia and PT Sucorinvest Asset Management (Sucor AM) held a press conference at The Raffles Hotel Jakarta about the launch of four mutual fund products through SMBC Indonesia. The products are the Sucorinvest Sharia Money Market Fund (SSMMF), Sucorinvest Sharia Sukuk Fund (SSSF), Sucorinvest Premium Fund (SPF), and Sucorinvest Equity Fund (SEF).

24 January



Jenius from SMBC Indonesia held a financial education class titled "Financial Resolutions: Build a Better Financial Reputation" with Ully Safitri, a Certified Financial Planner and consultant from OneShildt Financial Independence. At the event attended by mass media journalists, Jenius also introduced its latest innovation, Creditbility, a feature that helps users determine their creditworthiness and serves as a practical tool for applying for and managing credit products in Jenius more easily and integratively.

5 February



SMBC Indonesia inaugurated the transformation of its branch office on Jl. Diponegoro, Surabaya, East Java. The first of six main branch offices to undergo a complete transformation following the rebranding. The next five branch offices to transform are located in Bandung, Yogyakarta, Semarang, Medan, and Makassar.

SMBC Indonesia, which previously served specific customer segments, is now integrating its products and services into every branch office across the country to meet the needs of all customers.

18 February



SMBC Indonesia once again held the SMBC Indonesia Economic Outlook 2025 at Hotel Indonesia Kempinski, titled "Opportunities and Challenges 2025: Synergy of the Public and Private Sectors." This event features government officials, economists, political observers, and industry players to discuss economic prospects, investment potential, and the political situation in Indonesia. The seminar is a response to the economic opportunities and challenges that clients and the public will face amidst this year's geopolitical dynamics and domestic policies.

The speakers at the event were Dedi Latip, Deputy for Investment Planning, Ministry of Investment and Downstreaming/BKPM; Parjiono, Expert Staff in Macroeconomics and International Finance, Ministry of Finance; Chatib Basri, Member of the National Economic Council; Burhanudin Muhtadi, Executive Director of Indikator Politik Indonesia; and SMBC Economist Bohan Zhang.

3 March



SMBC Indonesia recorded a positive performance in the financial report for the year 2024. The Bank successfully achieved an increase in net profit, loan disbursement, third-party funds, and assets, indicating the fundamental strength of SMBC Indonesia's business to continue driving sustainable growth for the community.

10 March



SMBC Indonesia, along with its subsidiaries, namely PT Bank BTPN Syariah Tbk (BTPN Syariah), PT Oto Multiartha (OTO), and PT Summit Oto Finance (SOF) or the OTO Group, commemorated the holy month of Ramadan 1446 H by holding a gathering with media colleagues in Jakarta. Leaders from each subsidiary were also present at the moment, which aimed to foster a spirit of sustainable collaboration in providing financial solutions for various segments of society.

20 March



Jenius from SMBC Indonesia launched two of its latest innovations, Cash Cow and Pay & Save, along with the #JagainRamadan bareng Jenius (#CelebrateRamadan with Jenius) program. Through this launch, Jenius aims to meet the needs of the increasingly dynamic, smart, and integrated digital-savvy community, balancing daily transaction needs with growing savings funds.

22 April



The Annual General Meeting of Shareholders (AGMS) of SMBC Indonesia approved the appointment of Deputy President Director Michellina Laksmi Triwardhany, who replaced Darmadi Sutanto; Deputy President Director Jun Saito, who replaces Kaoru Furuya; and Director Yuki Terayama, who replaces Keishi Kobata.

The AGMS announced the latest composition of the Board of Directors and Board of Commissioners and decided to use the net profit for the fiscal year ending December 31, 2024, to be distributed to shareholders in the form of cash dividends.

The shareholders also decided on changes to the Board of Commissioners, accepting the resignation requests from Edmund Tondobala and Ongki Wanadjati Dana, while appointing Independent Commissioner Kusumaningtuti Sandriharmy Soetiono.

25 April



SMBC Indonesia, through the Daya program, successfully brought three local coffee producer and processor MSMEs to the international stage by participating in the Amsterdam Coffee Festival 2025 on April 3-5, 2025. Kata & Rasa, Delawa Coffee, and Kopi Lasi represented Indonesia by introducing the authentic flavors of Nusantara coffee, successfully attracting the attention of coffee lovers worldwide.

The Amsterdam Coffee Festival featured 250 exhibitors from various parts of the world and was attended by more than 15,000 visitors. The Roemah Indonesia (RIBV) booth, which also hosted several coffee processors from MSMEs supported by SMBC Indonesia, was visited by around 3,000 visitors during the event, generating a total transaction value of 6,000 euros for retail sales.

2025 Event Highlights

29 April



SMBC Indonesia, through the Daya program, established a strategic partnership with the Womanpreneur Community/SheTrades Hub Indonesia (WPC). Through this collaboration, both parties are committed to strengthening women's business capacity, opening access to new markets, and encouraging women's MSME products to compete globally and sustainably.

30 April



SMBC Indonesia continues its positive performance through an increase in operating income and retail loan distribution during the first quarter of 2025. It is due to the fundamental strength of its business and significant growth in the digital banking segment. The positive note also confirms the business development of SMBC Indonesia, which distributed dividends amounting to Rp562.6 billion, or approximately Rp52.85 per share.

8 May



Jenius from SMBC Indonesia launched its latest innovation, the Jenius Additional Credit Card (s-Card). Similar to the Jenius Main Credit Card (d-Card), the s-Card is not only available as a physical card for offline transactions but also as a virtual card in the Jenius app for online transactions.

23 May



Jenius from SMBC Indonesia presented its latest investment product, namely secondary market bonds. This solution allows digital-savvy individuals to more easily diversify their investments, manage risks better, and continue enjoying regular income without constantly monitoring market movements.

28 May



SMBC Indonesia's commitment to promoting sustainable economic growth is reaffirmed through its active involvement in the Entrepreneur Hub Financial 2025 program, a collaborative initiative with the Ministry of Micro, Small, and Medium Enterprises (MSMEs) and Universitas Agung Podomoro to expand access to entrepreneurial financing in Indonesia. In this program, SMBC Indonesia not only acts as a financing provider but also becomes a strategic partner in developing training modules, providing financial education, and conducting comprehensive business feasibility assessments. This initiative aligns with SMBC Indonesia's focus on developing the MSME sector as the backbone of the national economy.

10 July



Jenius from SMBC Indonesia collaborated with Wise Platform, Wise's global payment infrastructure for banks and international companies, setting a new standard in faster, more affordable, and transparent international transfer services for millions of Indonesians. Through this collaboration with Wise Platform, Jenius provides convenience to its users by offering international transfer services in various currencies, including USD, EUR, GBP, SGD, AUD, and HKD, which can be completed directly from the Jenius app at any time, 24/7, without interruption.

In addition, Jenius users can now enjoy a faster, more transparent, real-time monitorable international transfer process, sent directly from the foreign currency balance held by users in the Jenius application.

30 July



SMBC Indonesia successfully maintained business growth throughout the first semester of 2025 despite global economic uncertainty. This positive performance is reflected in the increase in operating income and the disbursement of loans in both the retail and corporate segments.

21 August



SMBC Indonesia collaborated with the Indonesian Air Force, PT ASABRI (Persero), and other strategic partners to organize a Retirement Preparation Socialization event for members of the Indonesian Air Force at the Suharmoko Harbani Building, Indonesian Air Force Headquarters, Cilangkap.

27 August



SMBC Indonesia held Daya Fest 2025 on August 27-29, 2025, at the SMBC Tower, Jakarta. Through the theme "Growing Collaboration, Sustainable Impact," Daya Fest 2025 reaffirms SMBC Indonesia's commitment to supporting sustainable development in Indonesia.

Daya Fest 2025 delivered a series of activities, including: 1) Selendang Mayang, an annual bazaar that opens wider market access for MSMEs, fostered by SMBC Indonesia; and 2) Inspirational Empowerment Classes, aimed at broadening knowledge by featuring renowned figures such as writer, comedian, actor, and director Raditya Dika, CEO and Founder of Waste4Change M. Bijaksana Junerosano, Co-Founder and CEO of Kata.ai Irzan Raditya, and entrepreneur, investor, and content creator Theo Derick.

23 September



Jenius from SMBC Indonesia presented a series of the latest unthinkable innovations, starting from QRIS Cross Border in Japan, Malaysia, and Thailand; the Rewards Kamu (Your Rewards) feature for users to check various rewards, benefits, and offers from Jenius on a single page; an increasingly comprehensive Billers feature; a new look for the Jenius app; and mutual funds in dollar currency. This innovation was developed through a co-creation process with the digitally savvy community in Indonesia to remain relevant to their needs.

10 October



The Operations & Technology Director of SMBC Indonesia, Merisa Darwis, spoke as one of the speakers at the "Women Empowerment Exhibition: SHEnergy in Action" event organized by PT PLN (Persero) on Friday (10/10) in Jakarta. This event serves as a platform for female leaders from various fields to share inspiration and experiences in developing themselves, their careers, and their leadership capacities.

29 October



SMBC Indonesia successfully navigated the challenging macroeconomic and microeconomic landscape during the January–September 2025 period by maintaining a solid foundation and quickly adapting to market changes. This resilience led to an increase in operational profit and growth in loan disbursement.

2025 Event Highlights

6 November



SMBC Indonesia brought together Hendra Gunawan, the owner of the legendary Bandung-based business Tahu Talaga Yunsen, which has been established since 1923 and is now managed by the third generation, with several journalists in Bandung, West Java. This program is a manifestation of the Bank's commitment to fostering the growth of small and medium enterprises (SMEs) in Indonesia, including in Bandung, through various innovative financing solutions and digital services.

As a universal bank serving various customer segments, SMBC Indonesia presented TOUCHBIZ. This innovation is a digital solution for easier, safer, and more practical business transactions for SMEs, with a touch of innovation for more meaningful business advancement.

20 November



SMBC Indonesia showed its commitment to advancing small and medium enterprises (SMEs) in Pekanbaru, Riau, and nationally. This commitment is further strengthened by the introduction of TOUCHBIZ, a digital solution specifically designed to simplify the financial activities of SMEs.

24 November



SMBC Indonesia is once again promoting industry understanding of technological innovations that increasingly affect the financial sector through SMBC Indonesia TechConnect at Ice Palace, Lotte Shopping Avenue, Jakarta. This forum discusses the latest developments and roles of technology, particularly artificial intelligence (AI), in the financial industry and customer experience. The series of SMBC Indonesia TechConnect activities includes a Tech Sharing Session that presents insights on AI trends and digital banking. Additionally, a panel discussion addresses the challenges and opportunities in adopting technology in the financial sector.

11 December



Jenius from SMBC Indonesia highlighted the latest Travel Protection products, Zurich Travel Guard and Zurich Visa Protection, in the Jenius application supported by the Zurich Edge Platform, through collaboration with PT Zurich Asuransi Indonesia Tbk (Zurich). These latest protection products are introduced to provide peace of mind for digitally savvy Indonesians in planning their travels, from the visa application process to facing unexpected situations while traveling.

12 December



SMBC Indonesia terus memperkuat dukungan terhadap integritas dan keberlanjutan bisnis melalui partisipasi dalam ajang "Indeks Integritas Bisnis Lestari (INSTAR) 2025". Acara yang diselenggarakan oleh Tempo Data Science, Transparency International Indonesia (TII), dan Institute for Strategic Initiatives (ISI), merupakan ajang diskusi sekaligus bentuk apresiasi kepada perusahaan-perusahaan yang telah menerapkan prinsip integritas dan keberlanjutan dalam operasional bisnis.

Dalam diskusi tersebut, Syndications & ESG Solutions Head SMBC Indonesia Denti Irman membahas tentang inisiatif dan strategi SMBC Indonesia dalam meningkatkan portofolio investasi di sektor-sektor ramah lingkungan sebagai bentuk kontribusi terhadap penerapan prinsip lingkungan, sosial, dan tata kelola dalam setiap aspek operasional dan bisnis.

18 December



SMBC Indonesia, through the Daya program, reaffirms the Company's commitment to environmental preservation through the BerDaya for the Earth Program. SMBC Indonesia, in collaboration with the Tanah Air Semesta Foundation, planted 1,971 trees in Lembang Village, Leles District, Garut Regency, West Java. It was conducted symbolically and attended by several members of SMBC Indonesia's Board of Directors.

The BerDaya for the Earth program invites employees of SMBC Indonesia and its subsidiaries, namely OTO Group and BTPN Syariah, to contribute through walking and running activities. The results of this program aim to empower local coffee farmers with economically valuable crops, as well as support biodiversity conservation efforts that include ecosystem protection, habitat restoration, and collaboration with stakeholders to maintain the sustainability of natural resources in Garut.

Collectively, all participants gathered steps equivalent to 1,971 trees; 1,637 coffee trees, and 334 forest shade trees from October to November 2025. The amount also includes tree donations provided by several Sinaya Prioritas customers.

19 December



Jenius from SMBC Indonesia held a financial class, "How to Geniusly Manage Finances for Freelancers." This event aims to provide practical and easily understandable financial education; hence, freelancers can manage their finances more intelligently. Several topics discussed include the importance of building disciplined financial habits, starting from calculating fixed monthly expenses, managing cash flow, preparing emergency funds and protection, and choosing investment instruments according to risk profiles.

23 December



SMBC Indonesia demonstrates its commitment to social responsibility by providing assistance amounting to Rp218.9 million to communities affected by the flood disaster in North Sumatera. The distribution of this aid was carried out through a strategic collaboration with Lions Club Indonesia District 307-A2, a service organization with a strong network in the local banking professional community. This donation is open to SMBC Indonesia employees and also its subsidiaries—BTPN Syariah and Grup OTO—to help residents affected by the floods in North Sumatera and its surroundings.

Awards & Certifications

AWARDS



No.	Award		
	Award Name	Category	Institution of Provider
1.	PR INDONESIA Awards (PRIA) 2025	1. Digital Channel Category, Social Media Subcategory (GOLD WINNER) 2. Public Relations Program Category, Digital Public Relations Subcategory (GOLD WINNER)	PR INDONESIA
2.	500 Most Outstanding Women 2025	Dini Herdini (Compliance Director), Hanna Tantani (Finance Director), Merisa Darwis (Operations Director), Ninik Herlani Masli Ridhwan (Independent Commissioner)	Infobank
3.	Indonesia Regulatory Compliance Awards 2025	Sapphire - Best Enterprise in Regulatory Compliance in the Financial Services (Bank) sector	Hukumonline
4.	Bank Service Excellence Monitor 2025	Jenius from SMBC Indonesia received: 1. 1st place in the category of best performance for bank email services with digital services in 2024-2025 2. 2nd place in the category of best performance for mobile banking with digital services in 2024-2025 3. 3rd place in the category of best performance for bank chatbots with digital services in 2024-2025 4. 1st place in the category of best performance for bank live chat with digital services in 2024-2025 5. 4th place in the category of best performance for bank social media with digital services in 2024-2025 6. 3rd place in the category of best performance for bank call centers with digital services in 2024-2025 7. 1st place in the category of best performance for bank websites with digital services in 2024-2025 8. 2nd place in the category of best performance for opening bank accounts via mobile applications/mobile browsers with digital services in 2024-2025	Infobank and Marketing Research Indonesia



	Date	Type of Award	Additional Information
	26 February	Trophy	This award is a form of appreciation for the performance of public relations in ministries, institutions, local governments, national and multinational private companies, State-Owned Enterprises (BUMN) and their subsidiaries, Regional-Owned Enterprises (BUMD), and even universities. Jenius from SMBC Indonesia received the "Gold Winner" award in 2 (two) categories: 1. Digital Channel Category, Social Media Subcategory for the update of the Instagram account @ JeniusConnect in August 2024. 2. Public Relations Program Category, Digital Public Relations Subcategory for the Think Unthinkable campaign, launched in January 2024.
	16 April	NA	This award is a form of appreciation for female leaders in the Board of Directors and Board of Commissioners who have made significant contributions to the banking industry, life insurance, general insurance, financing companies (multifinance), securities companies, financial technology companies (fintech), as well as State-Owned Enterprises (BUMN). Several female figures from state institutions and politicians with outstanding achievements are also included.
	9 May	Plaque	This award event is a form of appreciation for companies and their leaders for their achievements, progress, and efforts in promoting compliance with laws and regulations in Indonesia. The assessment criteria are based on the Company's strategy and the performance of the Company's leaders in ensuring compliance with the law, thereby minimizing legal risks and maintaining the Company's reputation.
	8 May	NA	The assessment was conducted on more than 50 banks, consisting of 19 commercial banks, 11 regional development banks, 12 sharia banks, and 10 digital banks.

Awards & Certifications

No.	Award		
	Award Name	Category	Institution of Provider
5.	1st Indonesia Operations Banking Summit (IOBS) 2025	Two Gold awards for the "Cost-Effective Implementation" category through two innovative teams: OTC ISME and Green Great SMBC.	Communication Forum of Banking Operations Directors (FKDOP)
6.	PT ASABRI (Persero) Payment Partner Award	Excellence in Customer Satisfaction & Cooperation	PT ASABRI (Persero)
7.	CXtraordinary Tech Executive Award 2025	Jeny Mustopha (Head of Information Technology) Category: Security & Compliance	Marketing Magazine and Carre CX
8.	HR Asia Awards 2025	1. Best Companies to Work for in Asia 2025 2. Most Caring Company Awards 2025 3. Diversity, Equity & Inclusion Awards 2025	HR Asia and Business Media International
9.	HR Excellence Award 2025	1. "Excellent" title in the Wellbeing Management category 2. "Very Good" title in the Learning & Development (L&D) category 3. "Very Good" title in the Employer Branding and Talent Acquisition category	SWA Media Group with the Management Institute of the Faculty of Economics and Business, Universitas Indonesia
10.	Customer Engagement Excellence Awards Indonesia 2025	Always Customer-first	Moengage
11.	Infobank's 2025 Rating of 105 Banks	"Very Good" title in the following categories: 1. KBMI 3 as of December 2023-2024 2. Bank Devisa as of December 2023-2024 3. National Private Foreign-Exchange Bank 4. Go Public Bank Rating "Very Good" title for 25 consecutive years	Infobank Magazine
12.	Fortune Indonesia 100	Ranked 53 out of 100 (up from 56 the previous year)	Fortune Indonesia
13.	The 16th IICD Corporate Governance Conference and Award	1. 50 Big Capitalization Public Listed Company 2. Best Financial Sector in the Big Cap category	Indonesian Institute for Corporate Directorship
14.	Bisnis Indonesia Financial Awards 2025	Champion of Growth Bank - KBMI 3 Category	Bisnis Indonesia
15.	2025 Issuer Appreciation Night	High Growth and High Dividend	Tempo Media Group and IDNFinancials
16.	Satya JKN Awards 2025	Private Enterprises with 5,000 to <10,000 Employees	Social Security (BPJS) for Health
17.	Marketing Technology Awards 2025	Best Use of Customer Engagement Platform (Jenius)	MARKETECH APAC
18.	PRIMA Awards 2025	Titanium Awards – Best Issuing Bank (All Features)	PT Rintis Sejahtera (RINTIS) and Infobank Research Bureau
19.	Top 20 Financial Institution & The Finance Awards 2025	1. Top 20 Financial Institution 2025 in the category of Banks with Assets of Rp100 Trillion to <Rp500 Trillion with the "Very Good" title. 2. The Finance Golden Star Award 2025, for the Bank's success in receiving the Top 20 Financial Institution award for five consecutive years. 3. The Finance Best Chief Financial Officer (CFO) 2025 in the Bank category, awarded to the Finance and Planning Director of SMBC Indonesia, Hanna Tantani.	The Finance
20.	Indonesia Environmental, Social, and Governance (ESG) Leadership Awards 2025	Indonesia Environmental, Social, and Governance (ESG) Leadership Awards 2025	Bumi Global Karbon Foundation

	Date	Type of Award	Additional Information
	28 May	Certificate	This award is a form of appreciation for talented bankers in operational units who have successfully created innovations in the banking industry in Indonesia. It was due to the success of both teams in creating internal technology-based solutions to realize efficiency and superior service.
	28 May	Certificate of Merit	This award is a form of appreciation to ASABRI's payment partners for their cooperation and excellent performance throughout 2024.
	3 June	Plaque	This award is a form of appreciation for leaders who have successfully demonstrated visionary leadership and provided strategic impact through technological innovation and digital transformation in the companies they lead.
	20 June	Trophy and certificate	This award is a form of appreciation for companies in Asia that have successfully implemented excellent human resource management practices, created a positive work culture, and achieved high employee engagement.
	16 July	Certificate	This award is a form of appreciation for companies that have successfully implemented innovative and relevant human resource strategies and initiatives in the era of digital transformation.
	7 August	Plaque	This award is a form of appreciation for companies that are deemed successful in enhancing customer engagement and satisfaction. Jenius from SMBC Indonesia received this award due to Jenius's efforts in maximizing customer experience through digital marketing personalization strategies that align with customer needs and behaviors.
	11 August	NA	This title is based on a study conducted by the Infobank Research Bureau on the performance of 105 commercial banks in Indonesia throughout 2024. SMBC Indonesia ranked second among the 11 banks that received the "Very Good" title for 25 consecutive years.
	12 September	Plaque	This award is a form of appreciation and recognition for the 100 largest companies in Indonesia based on revenue.
	15 September	Trophy and certificate	This award is a form of appreciation for companies that have implemented good corporate governance.
	17 September	Plaque	This award is a form of appreciation for players in the financial services industry, including banking, insurance, and financing, who can demonstrate excellent and consistent performance, as well as create impactful innovations that significantly contribute to the growth of the national financial sector.
	19 September	Certificate of Merit	This award is a form of appreciation for public companies included in the Tempo-IDNFinancials 52 Index for their success in recording positive performance in business growth.
	14 October	Certificate of merit and trophy	This award is a form of appreciation for State-Owned Enterprises and private companies for their compliance and commitment to fulfilling their obligations and supporting the sustainability of the National Health Insurance Program (JKN) in Indonesia.
	15 October	Trophy	This award event is a form of appreciation for companies in the Asia-Pacific region that have successfully created innovations and driven the transformation of the marketing industry with technological support. Jenius from SMBC Indonesia won an award in the "Best Use of Customer Engagement Platform" category for its collaboration with Perx Technologies in enhancing customer engagement through the Yay Points program, a gamification-based points system that tailors to the needs and behaviors of customers.
	23 October	NA	This award event is a form of appreciation for payment service providers (PSPs) that partner with RINTIS, both banks and non-banks, which are considered to have made significant contributions and demonstrated outstanding performance in developing digital payment systems, as well as dedication to strengthening cooperation with RINTIS, the operator of the switching service that manages the PRIMA Network.
	28 October	Certificate of merit and trophy	This award event is a form of appreciation for companies in the banking, life insurance, general insurance, financing, and reinsurance sectors that have successfully maintained stable performance and recorded positive growth over the last three financial periods. Special awards are also given to Chief Financial Officers (CFOs) who are deemed to have made significant contributions to the sustainability and growth of the companies they lead.
	12 November	Trophy	This award event is a form of appreciation for companies and organizations that uphold transparency and consistency in environmental, social, and governance (ESG) principles in Indonesia. SMBC Indonesia received this award due to the bank's ESG initiatives throughout 2024, which include sustainable financing, the use of renewable energy, emission reduction, and empowerment through the Daya program.

Awards & Certifications

No.	Award		
	Award Name	Category	Institution of Provider
21.	Mitra Pembayaran ASABRI 2025	Top 3 Best ASABRI Pension Payment Partners	Directorate General of Treasury of the Ministry of Finance in collaboration with PT TASPEN (Persero) and PT ASABRI (Persero)
22.	Asia Sustainability Reporting Rating (ASRRAT) 2025	Platinum Rank	National Center for Corporate Reporting (NCCR) and Institute of Certified Sustainability Practitioners (ICSP)
23.	Top CEO Indonesia Awards 2025	"The Innovative Leader in the Digital Banking Vanguard" granted to the President Director of SMBC Indonesia, Henoch Munandar	IDNFinancials and MetroTV
24.	Investing on Climate by Editors Choice Award 2025	Best Emission Reduction and Best Climate Financing	Investing on Climate
25.	Top 100 CEO & the 200 Future Leaders 2025	1. Top 100 CEO, given to the President Director of SMBC Indonesia, Henoch Munandar 2. Top 200 Future Leaders, given to the Corporate Banking Japanese Director of SMBC Indonesia, Atsushi Hino	Infobank Media Group
26.	Annual Report Award 2024	3rd place in the category of "Non-SOEs/Non-ROEs Go Public in Finance"	National Committee of Governance Policy
27.	Indeks Integritas Bisnis Lestari (INSTAR) 2025	INSTAR Verified Company	Tempo Data Science, Transparency International Indonesia (TII), and Institute for Strategic Initiatives (ISI)
28.	Launch of the 2024 Indonesian Public Company Sustainability Report Study	Ranked "A" as one of the public companies with the best sustainability report of 2024	Foundation for International Human Rights Reporting Standards (FIHRRST) and Moores Rowland
29.	Indonesian Sustainable Development Goals Awards (ISDA) 2025	1. Platinum Predicate for SDGs (4.3) Quality Education through the "Empowerment of Digital Skills and Entrepreneurship through the Daya SMBC Indonesia" Program 2. Gold Predicate for SDGs (8.3(b)) Decent Work and Economic Growth through the "Digital Community Empowerment through Daya.id" program	Corporate Forum for CSR Development (CFCD)

CERTIFICATIONS

No.	Name of Certification	Date	Validity Period	Certifying Party
1.	SNI ISO 9001:2015 Certification PT Bank BTPN Tbk. Procurement of goods and services	7 January 2022	6 January 2025	TUV Rheinland
2.	SNI ISO 9001:2015 Certification PT Bank BTPN Tbk.Procurement of goods and services	20 November 2025	28 October 2028	SGS United Kingdom Ltd
3.	ISO/IEC 27001:2022 Certification Information Security Management Systems (ISMS).	1 Juli 2023	30 Juni 2026	BSI British Standards Institution

	Date	Type of Award	Additional Information
	13 November	Plaque	SMBC Indonesia received recognition as one of the top three pension payment partners of PT ASABRI (Persero). This award is based on the evaluation of service performance, timeliness of pension benefit payments, and compliance with operational standards set by PT ASABRI (Persero).
	28 November	Trophy	This award event is a form of appreciation for companies and organizations from both domestic and international. Those deemed to have excellence in sustainability reporting and demonstrate commitment to best practices in sustainability governance. This year marks the fifth consecutive year that SMBC Indonesia has received the highest ranking in its six years of participation in this event.
	4 December	NA	This award event is a form of appreciation for company leaders from various industrial sectors who have successfully demonstrated resilience and possess a strategic vision in realizing sustainable business transformation in the companies they lead.
	5 December	NA	The award event, organized by Investing on Climate, an independent organization founded by economic and environmental journalists focusing on climate change investment, is a form of appreciation for companies that have contributed significantly to mitigating the impact of climate change through various initiatives and sustainable investments.
	8 December	Plaque	This award event is a form of appreciation for leaders in the banking, insurance, financing companies, state-owned enterprises (BUMN), and financial services support institutions who have made significant contributions to the companies they lead.
	8 December	Plaque and certificate	This award event is a form of appreciation for companies that have demonstrated integrity, transparency, and accountability in their annual company reports. This year, 206 companies from various industrial sectors, including public and non-public companies, financial and non-financial institutions, State-Owned Enterprises (BUMN), and Regional-Owned Enterprises (BUMD), participated in this award event.
	12 December	Certificate of Merit	The event, organized by Tempo Data Science, Transparency International Indonesia (TII), and the Institute for Strategic Initiatives (ISI), serves as a forum for discussion and a form of appreciation for companies that have implemented principles of integrity and sustainability in their business operations. SMBC Indonesia received the award for its success in maintaining a commitment to ethics and an anti-corruption culture, labor protection, as well as structured and transparent environmental impact management and reporting.
	16 December	Certificate	The study was conducted on 263 public companies in Indonesia, assessing the quality and depth of sustainability practice disclosures in the aspects of anti-corruption, human rights, and climate change-related risks and opportunities.
	17 December	Trophy	This award event is a form of appreciation for companies from various sectors, such as energy, mining, manufacturing, finance, infrastructure, and services, that have successfully demonstrated consistency and commitment in implementing social and environmental responsibility programs, in line with the achievement of the Sustainable Development Goals (SDGs). It was due to SMBC Indonesia's commitment through the Daya program in enhancing skills and digital education related to entrepreneurship, finance, and lifestyle through the Daya.id platform and various other programs in empowering individuals, clients, micro, small, and medium enterprises (MSMEs), and the Indonesian community.



Management Report

Board of Commissioners' Report	36
The Board of Commissioners	42
Board of Directors' Report	44
The Board of Directors	54
Board of Management	56
Executive Officers	58
Statement Letter of The Board of Commissioners and Board of Directors Regarding Responsibility for The 2025 Annual Report of PT Bank SMBC Indonesia Tbk	62

Board of Commissioners' Report

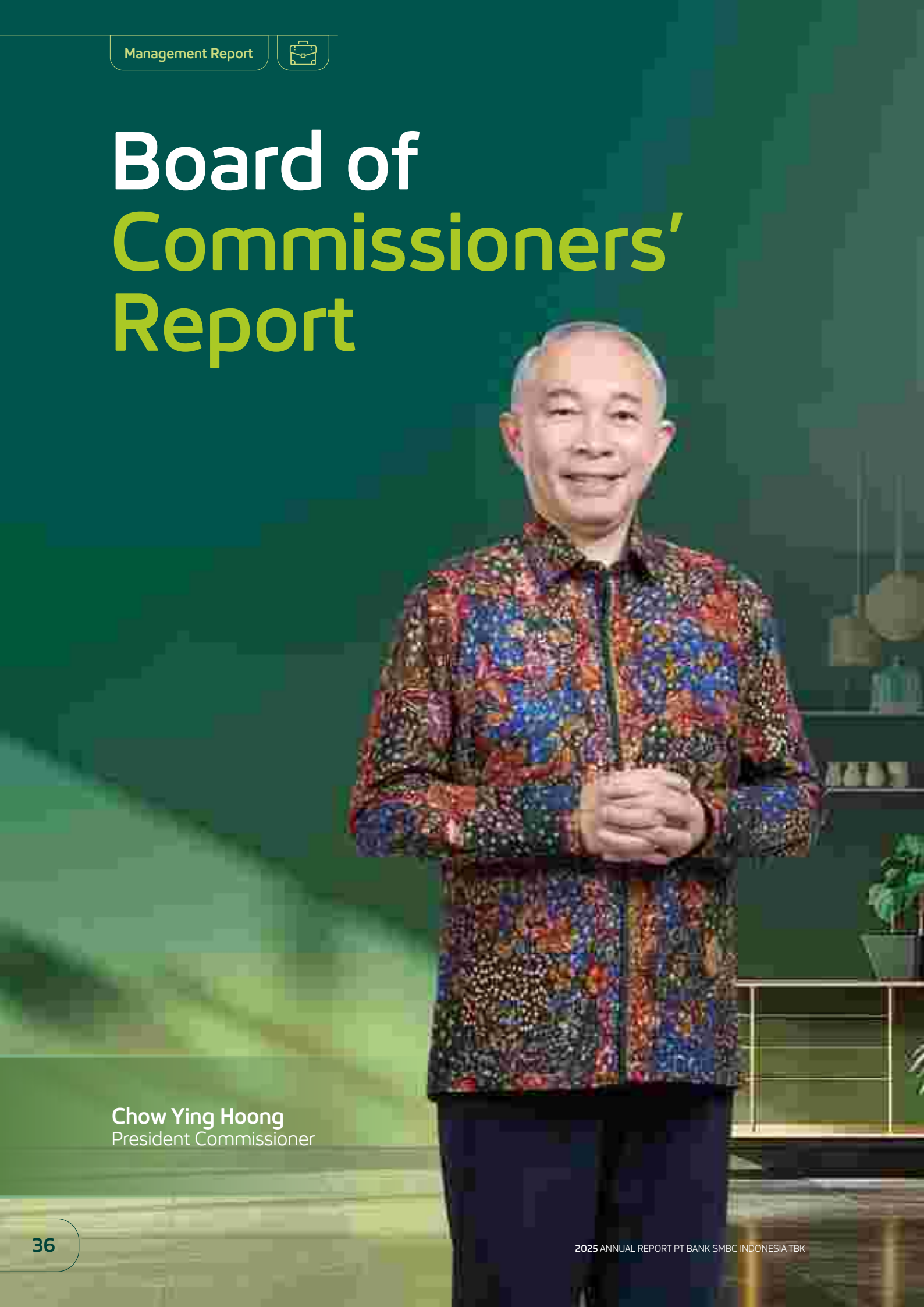

Chow Ying Hoong
President Commissioner



In 2025, the Bank continued to integrate sustainability aspects into its strategy and operations, including the management of social and environmental aspects, to create long-term value for all stakeholders.

Dear Shareholders and Stakeholders,

This report presents the implementation of the duties and responsibilities of the Board of Commissioners of PT Bank SMBC Indonesia Tbk ("SMBC Indonesia" or the "Bank") during the 2025 financial year, as an integral part of the Bank's Annual Report.

Throughout 2025, the Board of Commissioners assessed that the Bank's strategic policies and overall strategic management had been implemented effectively and prudently. This has been as an essential foundation for SMBC Indonesia to strengthen its competitiveness further and deliver sustainable growth amid an evolving external environment.

Economic And Industry Overview

The Board of Commissioners observed that the global economic landscape in 2025 continued to faced uncertainties, which required careful assessment of potential risks and challenges, including the spillover effects of global monetary policy and persistent geopolitical conflicts.

This global uncertainty was influenced, among others, by the Russia–Ukraine and the Israel–Palestine conflicts, rising diplomatic and economic tensions between China and several other countries, and the United States' implementation of reciprocal tariff policies, which affected global trade dynamics.

Amid these conditions, the Indonesia's economy demonstrated solid resilience and continued to achieve positive growth. Data released by Central Bureau of Statistics (BPS) showed that Gross Domestic Product (GDP) grew by 5.11% in 2025, up from 5.03% in the previous year.

Board of Commissioners' Report

In relation to this positive economic performance, Bank Indonesia (BI) stated that growth was primarily supported by stronger domestic demand, in line with various government policies, as well as the continued positive impact of BI's monetary and macroprudential policy mix in driving economic growth. Throughout 2025, BI progressively reduced its benchmark interest rate several times, from 5.75% at the beginning of the year to 4.75% by the end of 2025.

Assessment of The Board of Directors' Performance in Managing The Bank

The Board of Commissioners believes that the Board of Directors has responded to external conditions in an appropriate and measured manner. The Board of Directors was considered successfull in leading SMBC Indonesia in navigating the challenges faced, while remaining focused on improving performance and building business synergies by prioritizing the prudential principle.

The Board of Commissioners assesses that, throughout 2025, the Board of Directors demonstrated effective and strategic leadership through optimal resource management, prudent decision-making, and the ability to adapt to changes in the business environment and regulations. This was reflected in the application of risk management and prudent principles in achieving growth focused on business, fundamentals and grounded in good governance.

In 2025, the Board of Directors successfully led the Bank to establish SMBC Indonesia as a Financial Conglomerate Holding Company (FCHC) comprising PT Bank BTPN Syariah Tbk, PT BTPN Syariah Ventura, PT Oto Multiartha and PT Summit Oto Finance as the members. This establishment marked a significant milestone for SMBC Group in Indonesia, enabling the continued enhancement and alignment of governance and risk appetite to support sustainable growth and regulatory compliance across all subsidiaries. By consolidating oversight within a unified holding structure, SMBC Indonesia can standardize and strengthen corporate governance frameworks, improve risk management practices, and enable consistent application of policies aligned with the Group's strategic objectives. Moreover, this integrated approach would facilitate more efficient operational synergies, and promote greater transparency and accountability, thereby reinforcing stakeholder confidence and positioning the organization for long-term success in a dynamic financial landscape.

The Board of Commissioners believes that the Board of Directors had managed the business activities to achieve sustainable performance with strict adherence to the corporate strategy as outlined in the Bank's Business Plan ("RBB") and its revisions and made the right adjustments to economic dynamics in 2025, in conjunction with the efforts of the Financial Conglomerate Holding Company (FCHC) to implement prudent principles and maintain solid capital.

This reflected the Bank's consistently managed fundamentals and the harmonious coordination between the Board of Commissioners and the Board of Directors in creating long-term value for stakeholders.

In 2025, the Bank delivered positive growth in total assets and loan disbursement, maintained strong liquidity and capital ratios, and preserved sound asset quality with adequate credit loss provisioning, despite lower profitability due to higher credit costs. Nevertheless, the Bank continued to face challenges in increasing low-cost funds through the Current Account and Savings Account (CASA) ratio and in maintaining its Cost of Funds (CoF) amid intense interest rate competition.

Taking into account external conditions and the RBB's achievement as the basis for its assessment, the Board of Commissioners considered that, overall, the Board of Directors delivered satisfactory performance in 2025, despite the challenging business environment. The Bank remained committed to improve its financial performance through managing funding costs, growth in third-party funds, improvements in the Loan to Deposit Ratio (LDR) and CASA ratio, yield management, increased fee-based and foreign exchange income, and loan growth, while maintaining credit cost efficiency.

In addition, the Bank consistently enforced discipline in operational costs, and continued to optimize synergies among the Bank's business units and its subsidiaries and companies within the SMBC Financial Conglomerates, while adhering to adequate risk management and integrated governance.

The implementation of the Board of Directors' strategies and policies in 2025 also supported the Bank's operational performance, as reflected in a 5.8% year-on-year (yoy) increase in consolidated operating income. This was also supported by an increase in fees from bancassurance, insurance, investment products, credit cards, and trade commissions.

Board of Commissioners' Supervision of Strategy Formulation And Implementation

The Board of Commissioners' supervised of the Bank's management by the Board of Directors extends from strategy formulation through to implementation. Such activities were monitored through indicators of the Bank's Business Plan and the Business Plan Supervision Report.

The Board of Commissioners supervised and evaluated the performance of the Board of Directors by referring to the Bank's Business Plan and its subsequent revisions, prepared by the Board of Directors, and approved by the Board of Commissioners, and submitted to the Financial Services Authority (OJK). In carrying out its supervisory role and providing advice to the Board of Directors, the Board of Commissioners and the Board of Directors of SMBC Indonesia convene joint meetings regularly and on an ad hoc basis when necessary.

The joint meetings between the Board of Commissioners and the Board of Directors discussed the implementation and evaluation of the Bank's strategy and ensured follow-up on the recommendations made by the Board of Commissioners. Additionally, the Board of Commissioners provided recommendations for the Board of Directors to implement.

The implementation of the Board of Commissioners' supervisory function was further supported by committees under the Board of Commissioners.. Recommendations issued by these committees were submitted to the Board of Commissioners and subsequently conveyed as advice and recommendations to the Board of Directors in conducting the Bank's business activities. The Board of Directors has fully followed up on all recommendations issued by the Board of Commissioners throughout 2025.

Frequency and Mechanism for Providing Advice

In addition to exercising its supervisory function, the Board of Commissioners continuously monitored and provided advice to the Board of Directors, both directly through joint meetings between the Board of Commissioners and the Board of Directors or through meetings with the committees under the Board of Commissioners.

Throughout 2025, the Board of Commissioners held 7 (seven) joint meetings with the Board of Directors. These meetings discussed various agenda items and included input and recommendations from the Board of Commissioners for implementation by the Board of Directors. In addition, the Board of Commissioners provided advice outside formal meetings when necessary, while upholding the principles of effectiveness and accountability.

View on Business Prospects

The Board of Commissioners assessed that, in formulating the Bank's business prospects, the Board of Directors has taken into account various important indicators, including internal and external conditions, ongoing uncertainty challenges, as well as the Bank's corporate action plans and business targets.

The Board of Directors had conducted an analysis of the impact of environmental changes on business, products and technology; an analysis of strengths, weaknesses, opportunities, and threats or challenges (Strengths, Weaknesses, Opportunities, and Threats/SWOT) related to the Bank's competitive position in the banking industry, financial performance, organizational structure, infrastructure, managerial capabilities and availability of human resources; and analyzed all strategic alternatives by considering the Bank's strategic objectives and risk tolerance as well as the Bank's long-term objectives.

Based on these considerations, the Board of Commissioners believed that the business prospects formulated by the Board of Directors had been prepared comprehensively and realistically, while still taking into account risk management and good corporate governance. The Board of Commissioners fully supports Management in achieving the established targets.

View on the Implementation of Good Corporate Governance

The Board of Commissioners assessed that SMBC Indonesia had demonstrated a strong commitment to the implementation of Good Corporate Governance (GCG) principles throughout the 2025 financial year. The Bank demonstrated this commitment by upholding transparency, accountability, and sustainability in conducting its business activities.

Such commitment is essential, as GCG served as a solid foundation for maintaining stakeholders' trust and supporting the Bank's long-term business sustainability. Accordingly, the Bank consistently presented an informative and comprehensive Annual Report as a manifestation of its commitment to good corporate governance practices.

The comprehensive implementation of GCG is also carried out within the SMBC Financial Conglomeration, in which the Bank acts as the Financial Conglomeration Holding Company. Further details on this matter are set out in the Annual Report on Integrated Governance Implementation.

Board of Commissioners' Report

In 2025, the Bank continued to integrate sustainability into its strategy and operations, including the management of social and environmental issues, to create long-term value for all stakeholders. The evaluation of GCG implementation is conducted periodically through semi-annual and annual self-assessments. In 2025, the Bank's GCG self-assessment resulted in a Composite Rating of 2, categorized as "Good."

In addition, the GCG assessment is conducted by an independent party in accordance with the ASEAN Corporate Governance Scorecard (ACGS) standards. For the 2024-2025 assessment period, SMBC Indonesia achieved an overall score of 107.15 points, earning the predicate "Leadership in Corporate Governance" (Level 5).

The various external awards received throughout 2025 further reflect the quality of the Bank's GCG implementation and sustainability reporting, including, among others:

1. **Annual Report Award (ARA) 2024**
   SMBC Indonesia received the Third Prize in the "Non-State-Owned/Non-Regionally-Owned Public Financial Company" category at the Annual Report Award (ARA) 2024, organized by the National Committee on Governance Policy (KNKG) on December 8, 2025. This award reflects SMBC Indonesia's commitment to preparing high-quality, transparent annual reports.

2. **Top 50 Big Capitalization Public Listed Company at The 16th IICD Corporate Governance Conference and Award**
   SMBC Indonesia received recognition from the Indonesian Institute for Corporate Directorship (IICD) at The 16th IICD Corporate Governance Conference and Award, held on September 15, 2025, as one of the Top 50 Big Capitalization Public Listed Companies, representing companies with large asset capitalization.

3. **Platinum Rating at the Asia Sustainability Reporting Rating (ASRRAT) 2025**
   On November 28, 2025, SMBC Indonesia once again achieved a Platinum rating at the ASRRAT 2025 event, organized by the National Center for Corporate Reporting (NCCR) and the Institute of Certified Sustainability Practitioners (ICSP). This award recognizes companies and organizations, both domestic and international, that demonstrate excellence in sustainability reporting and a strong commitment to best practices in sustainability governance. This year marked the fifth consecutive time SMBC Indonesia has received the highest rating in its 6 (six) years of participation in this event.

4. **Indonesian Sustainable Development Goals Awards (ISDA) 2025**
   SMBC Indonesia received awards at the Indonesian Sustainable Development Goals Awards (ISDA) 2025, organized by the Corporate Forum for CSR Development (CFCD). In this award event, SMBC Indonesia received two recognitions:
   - A Platinum predicate for SDGs (4.3) Quality Education through the "Digital Skills and Entrepreneurship Empowerment Program through Daya SMBC Indonesia."
   - A Gold predicate for SDGs (8.3(b)) Decent Work and Economic Growth through the "Digital Community Empowerment Program through Daya.id.

The positive assessment of GCG implementation, as well as external recognition through various awards, reflected SMBC Indonesia's success in effectively implementing Good Corporate Governance throughout 2025. With a strong focus on transparency, accountability, and sustainability, SMBC Indonesia has built solid trust and a strong reputation within the Indonesian banking industry.

In addition, as part of its GCG implementation, SMBC Indonesia had established whistleblowing channel as a reporting mechanism for indications of fraud or actual fraudulent activities within the Bank. For every report received, the Anti Financial Crime Division ensures appropriate follow-up actions are taken while safeguarding the whistleblower's identity.

The Bank periodically reminded all employees to report any indication of fraud or fraudulent activities through the whistleblowing channel. Furthermore, information regarding the Bank's whistleblowing channel is disclosed on the corporate website and included in cooperation agreements with third parties, including vendors and business partners.

The Board of Commissioners expected that strong GCG implementation within SMBC Indonesia could continue to be maintained and developed in line with the dynamics of the industry and prevailing regulations. The Board of Commissioners expresseed its highest appreciation for these efforts, as effective GCG implementation strengthens stakeholders' trust and supports the Bank's sustainable performance growth.

Assessment of Committees Under The Board of Commissioners

As of the end of the 2025 financial year, the Board of Commissioners of SMBC Indonesia, on an individual basis, was supported by four committees: the Audit Committee, the Remuneration & Nomination Committee, the Risk Monitoring Committee, and the Integrated Governance Committee. All committees are responsible for conducting reviews and oversight in accordance with the duties and responsibilities stipulated in their respective charters.

On an annual basis, the Board of Commissioners evaluates the performance of these committees. The parameters or criteria and procedures applied in the self-assessment include, among others, attendance at meetings and the implementation of work activities in accordance with each committee's charter and rules of procedure. This assessment was important, as the recommendations provided in such meetings served as valuable inputs for the Board of Commissioners in carrying out its supervisory function.

In addition, the evaluation of the committees considered the outcomes and quality of the recommendations issued, which reflect each committee's competence. In implementing these assessment parameters in 2025, the committees also conducted visits to branch offices to ensure compliance, accountability, and governance practices were properly implemented within SMBC Indonesia.

Based on these parameters, the Board of Commissioners considered that the committees as organs under the Board of Commissioners have performed their duties effectively. The committees have provided optimal support in fulfilling the Board of Commissioners' roles and responsibilities.

Changes In The Composition pf The Board Of Commissioners

The term of office of the Bank's Board of Commissioners, which commenced following the 2022 Annual General Meeting of Shareholders (AGMS), concluded at the 2025 AGMS. Accordingly, at the Annual General Meeting of Shareholders held on April 22, 2025, all members of the Board of Commissioners were reappointed, except for Ongki Wanadjati Dana and Edmund Tondobala. At the same meeting, Kusumaningtuti Sandriharmy Soetiono was appointed as Independent Commissioner.

Accordingly, the composition of the Board of Commissioners as of the end of the 2025 financial year was as follows:

Name	Position
Chow Ying Hoong	President Commissioner
Takeshi Kimoto	Commissioner
Ninik Herlani Masli Ridhwan	Independent Commissioner
Onny Widjanarko	Independent Commissioner
Kusumaningtuti Sandriharmy Soetiono	Independent Commissioner
Marita Alisjahbana	Independent Commissioner

Appreciation

The Board of Commissioners extended its highest appreciation to the Board of Directors, as well as to the entire management team and employees of the Bank, for their performance achievements and dedication in managing the Bank throughout 2025.

The Board of Commissioners also expresseed its sincere gratitude to the Shareholders for the trust and opportunity granted to serve as part of the Bank's business journey. Likewise, the Board of Commissioners conveys its appreciation to the regulators for their guidance and supervision, which have ensured that the Bank's operations are conducted in accordance with prevailing regulations and best business practices.

To our customers, business partners, and other stakeholders, the Board of Commissioners conveyed heartfelt gratitude for the trust and cooperation extended to the Bank. With the continued support of all stakeholders, the Bank has delivered solid business performance in the 2025 financial year.

Jakarta, March 31st 2026
On behalf of the Board of Commissioners,



Chow Ying Hoong
President Commissioner

The Board of Commissioners



Marita Alisjahbana
Independent Commissioner

Ninik Herlani Masli Ridhwan
Independent Commissioner

Takeshi Kimoto
Commissioner



Chow Ying Hoong
President Commissioner

Kusumaningtuti Sandriharmy Soetiono
Independent Commissioner

Onny Widjanarko
Independent Commissioner

Board of Directors' Report



Henoch Munandar
President Director



Amidst dynamic situation, SMBC Indonesia recorded performance growth in 2025 through the implementation of robust risk management and prudent principles, reflecting a strategy focused on strengthening business fundamentals, implemented under a foundation of good corporate governance.

Dear shareholders and stakeholders,

The 2025 Annual Report of PT Bank SMBC Indonesia Tbk ("SMBC Indonesia" or "Bank") has been prepared as a reflection of the Bank's commitment to upholding the principles of good corporate governance, particularly transparency and accountability to shareholders and stakeholders. This report presents the Bank's performance and achievements throughout the 2025 financial year, taking into account the evolving external environment, both global and domestic, which has influenced the Bank's performance and strategic direction.

GLOBAL AND DOMESTIC ECONOMIC CONDITIONS

The global economy in 2025 remained marked by uncertainty, requiring careful anticipation. Nevertheless, the global economy remained resilient, primarily supported by economic growth in Japan and India, driven by household consumption and fiscal stimulus policies.

Europe's economic outlook remained positive, supported by household consumption, investment, and favorable labor market conditions. Meanwhile, the United States economy still moderate in 2025 due to the temporary impact of a government shutdown and a weakening labor market. On the other hand, the Chinese economy continued to soften amid subdued domestic demand. In global financial markets, the Federal Funds Rate (FFR) declined by 75 basis points throughout 2025, bringing the rate to a range of 3.50-3.75% by December 2025, with more limited room for further reductions going forward.

Board of Directors' Report

Domestically, Indonesia's economic growth improved. Central Bureau of Statistics (BPS) recorded Gross Domestic Product (GDP) growth of 5.11% year-on-year (yoy), compared to approximately 5.03% in the previous year.

From the expenditure side, household consumption remained the largest contributor to GDP, accounting for 53.88% and growing by 4.98%. Gross Fixed Capital Formation (investment), which accounted for 28.77% of GDP, grew by 5.09%.

From a sectoral perspective, the manufacturing industry remained the largest contributor to GDP, accounting for 19.07% and growing by 5.30%. The financial and insurance services sector grew by 3.96% and contributed 4.11% to GDP.

Banking resilience remains strong, supported by adequate liquidity, maintained high levels of capital capacity, and low credit risk. The banking capital adequacy ratio (CAR) in December 2025 was recorded at a high 25.89%, a strong indicator of risk absorption and supporting credit growth. The aggregate banking non-performing loan (NPL) ratio remained low at 2.05% (gross) and 0.79% (net) in December 2025. Bank Indonesia's stress test results demonstrate the banking sector's continued strong resilience in the face of various risks, supported by maintained corporate repayment capacity and profitability.

Credit/financing growth in December 2025 is projected to reach 9.69% (yoy), amidst a wait-and-see attitude in the business world, optimization of internal financing by corporations, and a still-slow decline in lending rates. Undisbursed loan facilities remained substantial as of December 2025, reaching Rp2,439 trillion of the available credit limit.

Amidst this dynamic situation, SMBC Indonesia recorded performance growth in 2025 through the implementation of robust risk management and prudent principles, reflecting a strategy focused on strengthening business fundamentals, implemented under a foundation of good corporate governance.

As of December 2025, loan disbursement grew 3.3% year-on-year to Rp185.4 trillion. This growth was primarily supported by the corporate and commercial segments, which increased 6.5% year-on-year, and Jenius loan disbursement excluding Digital Micro, which grew 11.3% year-on-year. Credit growth was also contributed by the Bank's subsidiaries, the OTO Group, which saw disbursement increase by 3.2% year-on-year, and BTPN Syariah, which grew 1.8% year-on-year.

2025 PERFORMANCE ACHIEVEMENTS

Key Challenges and Obstacles

In 2025, the Bank successfully navigated various challenges in implementing its business development strategy. These challenges had been incorporated into the Bank's Business Plan and included:

- Global market uncertainty is affecting the domestic economy in 2025–2027.
- Continued pressure from global food inflation due to climate disruptions and geopolitical tensions.
- The risk of stagflation remains on the Federal Reserve's radar, reflecting inflation persistence alongside moderating growth.
- A sharp slowdown in the Chinese economy due to weakening consumption, debt pressures, challenges in the property sector, and reliance on fiscal and monetary stimulus.
- In the first half of 2025, the United States experienced inflationary pressure from tariffs and energy, so monetary policy remained tight, with the central bank, the Fed, holding interest rates in the range of 4.25–4.5%. However, as labor market growth weakened, interest rate cuts eventually continued, and by the end of 2025, the Fed Rate stood at around 3.50–3.75%.
- Global trade fragmentation will become more apparent by 2025, with a sharp increase in tariffs and the formation of new trading blocs.

The Bank continued to closely monitor developments in the banking industry and broader economy at both national and global levels. We leveraged Indonesia's economic momentum, supported by domestic demand, consumer spending, investment, and strong commodity exports, while consistently upholding prudent risk management principles.

Target Market, Strategic Policies, and Implementation

SMBC Indonesia is committed to fostering meaningful societal growth through innovative and comprehensive financial solutions tailored to customers across various segments. The Bank provides green financing solutions, products, and services to pensioners, micro, small, and medium enterprises (MSMEs), and national, multinational, and Japanese corporate customers. Wealth management services are delivered through Sinaya, while digital banking services are offered through Jenius for digitally savvy customers.

Through its subsidiary, PT Bank BTPN Syariah Tbk (BTPN Syariah), the Bank serves productive underprivileged communities. Meanwhile, PT Oto Multiartha (OTO) provides financing for four-wheel vehicles, and PT Summit Oto Finance (SOF) provides financing for two-wheel vehicles.

The Bank's commitment to generating sustainable, positive impact is also reflected in Daya, an ongoing empowerment program delivered through structured, measurable training initiatives that strengthen capabilities and improve the quality of life.

Strategies and Strategic Policies

In 2025, SMBC Indonesia's strategic focus and policies to support the achievement of business targets will include continued improvement in operational excellence. These initiatives are carried out through digitalization and process excellence, optimization of resource utilization, investment in talent, and optimization of synergies with SMBC Indonesia's subsidiaries and the SMBC Group.

The Bank also strengthened its Information Technology (IT) operations, digital and cybersecurity capabilities, and transaction banking capacity. At the same time, SMBC Indonesia continued to reinforce human capital, risk management, and compliance with Good Corporate Governance (GCG) principles to ensure sustainable growth.

Key strategic initiatives in 2025 included:

1. Expanding lending across the value chain with a clearly defined risk appetite aligned with the Bank's objectives and policies.
2. Growing the retail customer base and revenue by enhancing Jenius as a platform and strengthening wealth management capabilities, optimizing distribution channels, fostering cross-Line of Business collaboration, and building strategic ecosystem partnerships.
3. Increasing low-cost funds (CASA) and fee-based income, including foreign exchange income, by enhancing customer value propositions, capabilities, products, and services.
4. Investing in talent and cultivating a high-performance, trust-based culture.
5. Implementing bank-wide operational excellence through digitalization and process improvement.
6. Optimizing resource utilization and improving return on assets.
7. Strengthening collaboration with subsidiaries, including BTPN Syariah and OTO Group, and leveraging the SMBC global network within regulatory boundaries.
8. Enhancing IT operational excellence and strengthening digital and cybersecurity resilience.

In addition, the Bank applies modern management principles and focuses on value creation. In achieving its objectives, the Bank has identified the business and functional challenges it faces, ensuring its focus remains on these areas.

The Role of the Board of Directors in Formulating Strategy and Strategic Policies and Ensuring Strategy Implementation

The Board of Directors of SMBC Indonesia is directly involved in the formulation of strategies and strategic policies, as outlined in the Bank's Business Plan (RBB), given that the responsibility for preparing the RBB falls within the scope of the Board of Directors' responsibilities to be approved by the Board of Commissioners, in accordance with OJK Regulation No. 5/POJK.03/2016 concerning Bank Business Plans.

The RBB preparation process involves Board discussions on business targets, budgeting, risk alignment, and consistency with the Bank's risk appetite. Reviews are conducted to generate priority recommendations while ensuring comprehensive risk management and prudential principles.

Board of Directors' Report

After the business plan, budget, and strategy have been determined and approved, the next step is to formulate Key Performance Indicators (KPIs) for the Bank and its subsidiaries to assist management in monitoring the company's performance using more practical, easier-to-monitor indicators (qualitative and quantitative). The Board of Directors regularly monitors the Bank's and its subsidiaries' KPIs. Developments in financial KPIs are included in the Board of Management (BOM) meeting materials, which are held monthly.

Every quarter, the monitoring and evaluation of RBB achievements are outlined in the Business Plan Realization Report, which includes follow-up actions to improve achievement of the Business Plan. All of these processes are part of the Board of Directors' efforts to ensure that all established strategies and strategic policies are properly implemented.

Comparison Between Realization and Targets

The implementation of appropriate strategies and policies has resulted in SMBC Indonesia's strong business performance amidst dynamic external conditions. In 2025, the Bank successfully recorded a 5.8% year-on-year (yoy) increase in consolidated operating income to Rp18.4 trillion, supported by an increase in net interest income and consolidated income from the OTO Group. This was also supported by an increase in fees from commission income from bancassurance, insurance, investment products, credit cards, and trade.

Net interest margin (NIM) was maintained at 7.0% amid competitive lending rates, rising funding costs, and ongoing market volatility. Operating expenses were recorded at Rp10.1 trillion, in line with the consolidation of OTO Group operating expenses.

On a consolidated basis, SMBC Indonesia strengthened its allowance for impairment losses (CKPN), particularly at its subsidiary, the OTO Group. SMBC Indonesia considers this provision a prudent response to the economic dynamics in 2025, as well as the efforts of the Financial Conglomerate Holding Company (FCHC) to implement prudent principles and maintain solid capital.

The increase in the consolidated CKPN reflects our efforts as FCHC to continuously improve the standards of good corporate governance implementation and maintain asset quality and bank resilience. Consequently, SMBC Indonesia's consolidated net profit attributable to owners of the parent entity was recorded at Rp506 billion for 2025.

SMBC Indonesia's strong commitment is reflected in its consolidated loan disbursement, which increased 3.3% year-on-year (yoy), to Rp185.4 trillion. This growth was primarily supported by the corporate and commercial segments, which increased 6.5% year-on-year (yoy), and the realization of Jenius loans excluding Digital Micro, which grew 11.3% year-on-year (yoy). Credit growth was also contributed by the Bank's subsidiaries, the OTO Group, which saw a 3.2% year-on-year increase, and BTPN Syariah, which saw a 1.8% year-on-year increase.

The gross NPL ratio was recorded at 2.59% (vs. 2.50% the previous year), an improvement compared to 2.79% in the third quarter of 2025. SMBC Indonesia will consistently implement sound credit risk management. The industry average gross NPL ratio was recorded at 2.05% at the end of December 2025.

SMBC Indonesia recorded a consolidated net profit after tax attributable to owners of the parent entity of Rp506 billion for 2025. This result was primarily influenced by increased credit provisions at the Bank and its multifinance subsidiaries due to additional credit provisions resulting from a more intensive portfolio review by the parent company within the conglomerate framework, which resulted in increased credit costs for 2025. This provision represents a prudent response to weakening economic conditions in 2025. SMBC Indonesia's Consolidated Pre-Provision Operating Profit increased by 5% from Rp8 trillion in December 2024 to Rp8.4 trillion in December 2025.

In terms of fund collection, total third-party funds increased 8% year-on-year to Rp131 trillion. Current Account & Savings Account (CASA) balances increased by 17% annually to Rp53.2 trillion, bringing the Bank's CASA ratio up from 37.6% in December 2024 to 40.6% in December 2025. Time deposits increased by 3% annually to Rp77.8 trillion.

COMMITMENT TO SME DEVELOPMENT

SMBC Indonesia continues to strive to fulfill its commitment to empowering Micro, Small, and Medium Enterprises (MSMEs) or Small and Medium Enterprises (SMEs). To that end, the Bank implements a strategic plan to meet the Macroprudential Inclusive Financing Ratio (RPIM) based on three established pillars, as follows:

1. Direct Financing & Supply Chain Financing

- Scaling up micro and SME businesses by improving existing services and product offerings, as well as optimizing branch networks.
- Providing loans to SME, Commercial, and Corporate customers who distribute loans to MSME supplier and buyer networks.
- Supply chain financing is conducted through internal collaboration with the Wholesale Banking and Japanese Corporate segments.
- Providing loans to new target markets, namely, mass SMEs digitally, through the SME Digital platform (launched in the first quarter of 2022).
- Through the Pension Portfolio, providing loans to low-income customers who meet the criteria for RPIM calculation.

2. Financing through Financial Institutions

- Financing through Rural Banks (BPR) under a loan implementing scheme for MSMEs.
- Financing through multi-finance companies and peer-to-peer (P2P) platforms through a loan channeling scheme.

3. Financing through Inclusive Financing Securities (SBPI)

Through the Treasury Department, SMBC Indonesia explores the issuance or purchase of SBPI/bonds.

By implementing these initiatives, SMBC Indonesia recorded an RPIM ratio of 30.8% for 2025.

BUSINESS OUTLOOK

In 2026, the Government, through the 2026 State Budget (APBN), targets economic growth of 5.4%. From the banking sector's perspective, a Bank Indonesia (BI) survey indicates that outstanding credit is projected to be higher at the end of 2026 than in 2025.

This condition is supported, among other factors, by favorable economic and monetary prospects and well-managed credit distribution risks. Bank Indonesia estimates that banking credit will grow by 8–12% in 2026.

At the end of 2025, BI maintained the BI Rate at 4.75%, with the Deposit Facility and Lending Facility rates at 3.75% and 5.50%, respectively. This is consistent with inflation forecasts for 2025 and 2026, which are expected to remain within the target range of 2.5±1%.

However, BI also recognizes that global economic conditions will continue to slow in 2026. Global financial market uncertainty has also increased, primarily driven by the United States reciprocal tariff policy and the escalation of geopolitical tensions. To support national economic performance, BI has set the direction of its policy mix to focus on economic stability and growth (pro-stability and growth).

In line with potential developments in external conditions in 2026, SMBC Indonesia has established several business focus areas. These include growing credit while maintaining and improving credit cost efficiency and NPL ratios, expanding the retail customer base by optimizing distribution channels, fostering cross-Line of Business collaboration and strategic partnerships with the market ecosystem, and optimizing synergies with subsidiaries and the SMBC Group.

The Bank also continues its CASA growth strategy and increases fee-based income, including through foreign exchange (forex). Digital solutions and wealth management are promoted through Jenius for retail customers, while trade and cash management are strengthened for corporate customers. In addition, SMBC Indonesia continues to build transaction capabilities, increase brand awareness, enhance information technology capabilities, optimize costs, and improve the capabilities and productivity of its human resources.

Board of Directors' Report

In 2026, by leveraging the potential for economic and banking industry credit growth, the Bank will accelerate business growth and transformation and maximize corporate value. SMBC Indonesia will adhere to four core policies: asset allocation focused on Return on Assets (ROA), data-driven decision-making, sound bank management, and synergy and collaboration.

CORPORATE GOVERNANCE IMPLEMENTATION

SMBC Indonesia is strongly committed to consistently and sustainably implementing the principles of Good Corporate Governance (GCG) at all levels of the organization and across the Bank's business group. This commitment is manifested through the adjustment and refinement of the Corporate Governance Manual, the Board of Directors and the Board of Commissioners' Manual, the Charters of Committees under the Board of Directors and the Board of Commissioners, as well as other supporting policies and procedures that are reviewed periodically.

The Bank proactively aligns GCG implementation with developments in prevailing regulations, including the latest provisions issued by the Financial Services Authority (OJK) on governance for commercial banks. These adjustments are carried out to ensure that the Bank's governance practices remain aligned with regulatory standards and support prudent, transparent, and accountable management of the Bank.

As part of its commitment to continuously improving the quality of GCG, SMBC Indonesia regularly conducts assessments of its GCG implementation. Based on a self-assessment of its corporate governance implementation, the Bank assigned itself a rating of 2 (Good) for governance implementation in the second semester (as of December 31, 2025).

The implementation of GCG within SMBC Indonesia has also followed regional standards, which were assessed by an independent consultant using the ASEAN Corporate Governance Scorecard (ACGS) as a benchmark. Based on the 2025 assessment results, the Bank received a score of 107.15. This achievement places the Bank in the "Leadership in Corporate Governance" category (Level 5,>100), reflecting that SMBC Indonesia's GCG practices have exceeded the minimum ACGS standards and positioned the Bank as one of the leading listed companies in Indonesia for corporate governance implementation.

External parties have also recognized the consistency and quality of SMBC Indonesia's GCG implementation. One such recognition was the award as a "Top 50 Big Capitalization Public Listed Company" in the best financial sector category at The 16th IICD Corporate Governance Conference and Award, held on September 15, 2025. In addition, the Bank received the Annual Report Award 2024 as the 3rd winner in the Non-State-Owned/Non-Regional-Owned Public Financial Sector category for the quality and transparency of its 2024 Annual Report, awarded on December 8, 2025.

IMPLEMENTATION OF CORPORATE SOCIAL AND ENVIRONMENTAL RESPONSIBILITY

In 2025, SMBC Indonesia continued to reaffirm its commitment and role as a strategic partner to the Bank's stakeholders, providing innovative, responsible, and sustainable financial services. As a bank with a global network, SMBC Indonesia leverages the strength of the SMBC Group's reputation and extensive global network to drive national economic growth under the spirit of #BersamaLebihBermakna (Together, More Meaningful), which reflects a commitment to fostering collaboration and shared value. With this spirit, every step taken together with customers, employees, and communities carries a broader, more meaningful impact.

SMBC Indonesia's commitment to sustainability is realized through various initiatives and programs that support the SMBC Group's global goal of achieving net-zero emissions by 2030 for operational activities and by 2050 for loan and investment portfolios. This sustainability commitment has been outlined in the Sustainable Finance Action Plan (RAKB) as a structured guideline for strategic plans and actions to strengthen sustainability governance, integrate Environmental, Social, and Governance (ESG) principles into business activities, and expand the green financing portfolio across environmentally friendly sectors. These achievements would not have been possible without the support and collaboration of various stakeholders.

In 2025, SMBC Indonesia strengthened its Sustainability Governance structure by restructuring a Sustainability Committee responsible for ensuring the implementation of sustainability principles in accordance with global standards and regulatory directives, reporting to the Vice President Director. The Bank further reinforced its governance by establishing the Sustainability Business Strategy Department. This dedicated unit supports the Sustainability Committee in ensuring that sustainability initiatives across each Line of Business (LOB) and relevant supporting functions are implemented in an integrated manner.

From a financing perspective, SMBC Indonesia is committed to playing an active role by providing sustainability-based financing instruments, including ESG Deposits, which offer environmentally friendly investment options for customers; sustainability-linked loans, which encourage companies to improve their sustainability performance; and green loans to support environmentally friendly projects such as renewable energy and sustainable infrastructure development.

In the social sector, SMBC Indonesia implements various empowerment initiatives, including Daya (Empowerment Program). This program seeks to promote inclusive economic growth, enhance the competitiveness and advancement of MSMEs, strengthen financial literacy within communities, and improve public health capacity and services.

For employees, SMBC Indonesia continues to enhance employee welfare through the implementation of the Company's Employee Value Proposition (EVP). The Bank manages human capital and fosters a work environment that supports personal and professional development, cross-cultural collaboration, structured career pathways, and an inclusive and growth-oriented workplace ecosystem.

SMBC Indonesia ensures the continuous enhancement of employee capabilities through structured training programs focused on sustainable competency development. These initiatives are aligned with evolving business needs and changes in the working environment.

The Bank's environmental commitment is also demonstrated through the planting of 1,971 coffee trees in Garut, West Java, supported by employee contributions under the "Berdaya untuk Bumi" (Empowered for the Earth) program, in collaboration with the SMBC Group. In addition, SMBC Indonesia has strengthened environmentally friendly operational practices by utilizing renewable energy, including installing solar panels and using electric vehicles for senior management official transportation.

HUMAN RESOURCE DEVELOPMENT

In 2025, the Bank continued to focus on its key initiatives to attract, develop, and retain talent through the following programs:

1. Organizational Development

Organizational development aims to ensure that the Bank has adequate human resources with the capabilities required to execute the Bank's strategy in talent development and internal succession planning. To implement this strategy, the Bank collaborates with SMBC Group on global talent development initiatives and continues its talent development programs through the SL-3 level. The Bank also continues its accelerated employee talent development program through the Leadership Acceleration Development (LEAD) program. In line with collaborative learning initiatives with SMBC Group, as of September 2025, the Bank had sent 10 (ten) employees to participate in the SMBC Group's global development programs in Tokyo, Japan, and Singapore.

2. Learning & Development

To develop SMBC Indonesia talents, the Bank is committed to the sustainable management and development of the quality of its human resources. This commitment is implemented by enhancing employees' competencies in technical, non-technical, and leadership areas. The Bank also ensures prioritization and equitable distribution of competency development opportunities across employees. In 2025, to support the SMBC Indonesia conglomeration model, the Bank also focused on cross-entity learning program collaboration, including BTPN Syariah and OTO & SOF.

3. Implementation of Human Resources Technology

In 2025, the Bank continued its human resources digital transformation, including ongoing enhancements to the Bank's Human Resources Information System (HRIS). The Bank also implemented automation initiatives to improve HR business processes continuously.

4. Employee Engagement

The Bank focused on strengthening employee engagement through various programs, including the Employee Engagement Survey launched in September 2025, the Employee Wellbeing program, and the Employer Branding program of SMBC Indonesia, conducted in collaboration with SMBC Group and SMBC Indonesia subsidiaries.

5. Diversity, Equity & Inclusion (DE&I)

The Diversity, Equity & Inclusion (DE&I) program aims to create an inclusive working environment. In 2025, the Bank focused on collaboration with the SMBC Group and its subsidiaries in Indonesia, as well as on the design and implementation of DE&I programs that emphasize social impact and the creation of a family-friendly workplace.

6. Rewards & Performance Management

The Bank continuously reviews employee remuneration and benefits in line with prevailing market conditions, enabling the formulation of competitive remuneration structures aligned with the Bank's strategic objectives.

INFORMATION TECHNOLOGY DEVELOPMENT

Throughout 2025, SMBC Indonesia directed its IT development to support innovation across all lines of business, provide customer-centric banking products, and create growth opportunities for Indonesians. This strategy serves as an important foundation in realizing our vision of delivering meaningful change in the lives of millions of people, particularly through the support of digital technology.

The primary focus of IT development encompasses 5 strategic areas:

1. Enhancement of Strategic Capabilities

This includes the use of Generative Artificial Intelligence (AI) technology for internal knowledge management and customer service, as well as the adoption of cloud computing to ensure the readiness of infrastructure, business processes, and organizational capabilities to support cloud-based operations.

2. Strengthening Cybersecurity

This is implemented through the deployment of Extended Detection and Response (XDR) technology to accelerate threat detection and response, as well as a Web Application Firewall to protect web-based applications accessed via the internet.

3. Consolidation and Standardization of Applications

The Bank successfully simplified operational complexity by integrating digital banking service monitoring systems, customer registration e-forms, telephony systems, and anti-money laundering systems.

4. Core Banking System improvement strategy

That is ready to enter the implementation phase in 2026.

5. Improvement of Reporting Data Quality

This was carried out through a comprehensive review of reporting processes, several of which have been successfully improved, as well as through the implementation of a data dictionary and data lineage management to strengthen governance and regulatory compliance.

Furthermore, we also strengthening Synergies within the Conglomeration through IT cost optimization, shared use of technology, and collective procurement and negotiation processes to enhance bargaining power and efficiency through economies of scale at the group level.

These strategic initiatives reflect the Bank's commitment to continuous innovation, maintaining security, and enhancing service quality, thereby delivering added value to customers, shareholders, and the wider community.

PERFORMANCE EVALUATION OF COMMITTEES UNDER THE BOARD OF DIRECTORS

To ensure the effectiveness of the Board of Directors' supporting functions, the Bank evaluated the performance of the Committees under the Board of Directors throughout 2025.

The evaluation was carried out based on the alignment of each committee's duties and responsibilities with the established mandates. A self-assessment checklist was distributed to all committee members to complete and evaluate as a basis for the conclusion.

Based on the evaluation conducted in 2025, 4 (four), out of the 10 (ten) Committees under the Board of Directors were assessed as fully meeting expectations. Meanwhile, 6 (six) other committees were assessed as generally meeting expectations. The Board of Directors will review and follow up on the performance of committees that have not yet achieved optimal scores to encourage improvements in the effectiveness of their functions going forward.

CHANGES IN THE COMPOSITION OF THE BOARD OF DIRECTORS AND THE REASONS THEREFOR

The term of office of the members of the Board of Directors ended at the Annual General Meeting of Shareholders (AGMS) held in 2025. Through the AGMS on April 22, 2025, all members of the Board of Directors were reappointed, except for Darmadi Sutanto, Kaoru Furuya, and Keishi Kobata. The AGMS appointed 3 (three) new members of the Board of Directors, namely:

1. Jun Saito as Deputy President Director
2. Michellina Laksmi Triwardhany as Deputy President Director
3. Yuki Terayama as Director

Accordingly, the composition of the Board of Directors as of December 31, 2025, and at the time of publication of this Annual Report is as follows:

Name	Position
Henoch Munandar	President Director
Jun Saito	Deputy President Director
Michellina Laksmi Triwardhany	Deputy President Director
Dini Herdini	Compliance Director
Atsushi Hino	Director
Yuki Terayama	Director
Merisa Darwis	Director
Hanna Tantani	Director

APPRECIATION FOR STAKEHOLDERS

The Board of Directors expresses its appreciation and gratitude to the Board of Commissioners and the Shareholders for their guidance, support, and trust in the management of the Bank's business activities. The Board of Directors also conveys its appreciation to the regulators for their guidance and supervision, as well as to all customers, business partners, and other stakeholders for their support and cooperation.

The highest appreciation is extended to all employees of SMBC Indonesia for their dedication, professionalism, and contributions in supporting the Bank's performance throughout 2025. The Board of Directors hopes that synergy and collaboration with all stakeholders will continue and be strengthened in the future.

Jakarta, March 31st 2026
On behalf of the Board of Directors,



Henoch Munandar
President Director

The Board of Directors



Yuki Terayama
Director

Dini Herdini
Compliance Director

Merisa Darwis
Director

Henoch Munandar
President Director



Michellina Laksmi Triwardhany
Deputy President Director

Jun Saito
Deputy President Director

Hanna Tantani
Director

Atsushi Hino
Director

Board of Management



Wiwig Santoso
Head of Treasury

Anke Subandy
Head of Internal Audit

Irwan Sutjipto Tisnabudi
Head of Digital Banking

Mira Fitria
Head of Human Resources



Nathan Christianto
Head of Wholesale, Commercial & Transaction Banking

Sendiaty Sondy SE
Head of Risk Management

Helena
Head of Wealth Management Business and Network & Distribution

Purnomo B. Soetadi
Head of Retail Lending Business

Jeffrey C. Tjoeng
Head of Business Banking

Executive Officers





Executive Officers





Statement Letter of The Board of Commissioners and Board of Directors Regarding Responsibility for The 2025 Annual Report of PT Bank SMBC Indonesia Tbk

We, the undersigned, declare that all information contained in the 2025 Annual Report of PT Bank SMBC Indonesia Tbk has been presented in their entirety, and that we assume full responsibility for the accuracy of the contents of the Annual Report of PT Bank SMBC Indonesia Tbk.

This statement is made truthfully.

Jakarta, 31 March 2026

BOARD OF COMMISSIONERS

Chow Ying Hoong
President Commissioner

Takeshi Kimoto
Commissioner

Ninik Herlani Masli Ridhwan
Independent Commissioner

Onny Widjanarko
Independent Commissioner

Kusumaningtuti Sandriharmy Soetiono
Independent Commissioner

Marita Alisjahbana
Independent Commissioner

BOARD OF DIRECTORS



Henoch Munandar
President Director



Jun Saito
Deputy President Director



Michellina Laksmi Triwardhany
Deputy President Director



Dini Herdini
Compliance Director



Atsushi Hino
Director



Yuki Terayama
Director



Merisa Darwis
Director



Hanna Tantani
Director



Company Profile

General Information	66
Brief History of The Company	67
Milestones	68
Line of Business	72
Products and Services	73
Visi dan Misi	74
Main Values	75
Organizational Structure	76
Profile of the Board of Commissioners	80
Profile of the Board of Directors	86
Change in Composition of the Board of Commissioners and Board of Directors	94
Profile of Executive Officers	95
Employee Statistics	98
Ultimate and Controlling Shareholder	100
Ultimate Shareholders	101
Controlling Shareholders	102
List of Subsidiaries	105
Areas of Operation	106
Membership in Associations	109
Chronology of Shares Listing	109
Chronology of Other Securities Listing	110
Public Accounting Firm 2025	110
Name and Address of Capital Market and/or Supporting Institutions	111
Information on Company Website	112

General Information

Name of Company

PT Bank SMBC Indonesia Tbk
(SMBC Indonesia)

Information on Changes of Company Name

- **1958:** Initial name was Bank Pegawai Pensiunan Militer (Bapemil)
- **1985:** Bapemil was changed to PT Bank Tabungan Pensiunan Nasional
- **2019:** PT Bank Pensiunan Nasional Tbk was changed to PT BANK BTPN Tbk
- **2024:** PT BANK BTPN Tbk was changed to PT Bank SMBC Indonesia Tbk

Line of Business

Banking Services

Date of Establishment

5 February 1958

Rating (Fitch)

- Rating by PT Fitch Ratings Indonesia AAA (idn), stable outlook and F1+ (idn)
- Rating by PEFINDO idAAA (triple A, Stable Outlook)

Legal Basis of Establishment

PT Bank SMBC Indonesia Tbk (SMBC Indonesia) was established based on Notarial Deed No. 21 dated 6 October 1959 from Notary Noezar S.H. This deed was amended as contained in Deed of 31 May 1960 No. 203 and Deed of 7 November 1960 No. 53 of Notary Noezar S.H., and was announced in the State Journal of the Republic of Indonesia dated 14 February 1961 No. 13, Supplement No. 5.

Authorized Capital

Rp300,000,000,000

Issued and Fully Paid-Up Capital

Rp212,918,914,960

Name of Stock Exchange and Date of Listing

Indonesia Stock Exchange
12 March 2008

Stock Code

BTPN

ISIN Code

101000118508

Shareholder Composition

- Sumitomo Mitsui Banking Corporation **(91.05%)**
- PT Bank Central Asia Tbk **(1.03%)**
- PT Bank Negara Indonesia (Persero) Tbk **(0.11%)**
- Public (<5%) **(7.81%)**

Head Office Address

Menara SMBC
CBD Mega Kuningan
Jl. Dr. Ide Anak Agung Gde Agung, Kav. 5.5-5.6
South Jakarta 12950, Indonesia
Telephone : +62 21 300 26 200
Fax : +62 21 300 26 309

Website and E-mail

www.smbci.com
info@smbci.com
smbcicare@smbci.com

Brief History of The Company

PT Bank SMBC Indonesia Tbk ("SMBC Indonesia" or "Bank") – previously known as PT Bank BTPN Tbk (Bank BTPN) – established in 1958 in Bandung, West Java by the name of Bank Pegawai Pensiunan Militer (Bapemil). Subsequently, the Bank transformed into PT Bank Tabungan Pensiunan Nasional in 1985.

In 2008, the Bank became a public company following the acquisition of the Bank's 71.6% shares by TPG Nusantara S.a.r.l. through an Initial Public Offering (IPO) shares purchase on the Jakarta Stock Exchange, currently the Indonesia Stock Exchange (IDX). Furthermore, the Bank expanded its business by serving micro and small customers in 2009.

In 2011, the Bank gave birth to Daya, a sustainable empowerment program that became an integral part of the company's business activities, and launched a financing business, namely Sinaya (empowering light).

SMBC Indonesia kept expanding. In 2013, the Bank acquired PT Bank Sahabat Purba Danarta (Bank Sahabat) and spanned off its sharia business unit into a subsidiary, PT Bank BTPN Syariah, in 2014.

In 2016, SMBC Indonesia launched Jenius, Indonesia's first digital banking service, allowing customers to connect their accounts to the bank using only their smartphones and conduct various banking transactions.

The Bank merged with PT Bank Sumitomo Mitsui Indonesia (BSMI) effective 1 February 2019 and increased its business portfolio in the corporate segment to become a universal bank. Thus, the Bank not only serves retail customers, but also corporate customers.

In the year 2024, the Bank again recorded its history through two extensive events, namely the acquisition of the OTO Group that supplies financing for two-wheel and four-wheel vehicles in Indonesia, and transformed the brand from Bank BTPN to SMBC Indonesia.

INFORMATION ON CHANGES OF THE COMPANY NAME

The first name used in 1958 was Bank Pegawai Pensiunan Militer (Bapemil). The Bank had subsequent changes in name:

- Bapemil transformed to become PT Bank Tabungan Pensiunan Nasional with a business permit as a Savings Bank in order to comply with Law No. 14 of Year 1967 regarding Banking Principles applicable at the time.
- Upon the official merger with PT Bank Sumitomo Mitsui Indonesia, the name PT Bank Tabungan Pensiunan Nasional Tbk was altered into PT Bank BTPN Tbk.
- In the year 2024, the Bank changed its name to PT Bank SMBC Indonesia Tbk. This change was effective as of 2 October 2024. The approval on this name change was obtained from the Extraordinary General Meeting of Shareholders (GMS) dated 29 August 2024, as stated in Deed No. 43 of 29 August 2024 made before Notary Ashoya Ratam, S.H., M.Kn and approved by the Minister of Law and Human Rights of the Republic of Indonesia through the Ministerial Decree of Minister of Law and Human Rights of the Republic of Indonesia No. AHU-0054625.AH.01.02.TAHUN 2024 regarding the Approval on the Amendment of the Articles of Association of Public Company PT Bank SMBC Indonesia Tbk dated 29 August 2024, as well as from the Financial Services Authority ("OJK") through letter No. S-195/PB.31/2024 dated 24 September 2024 on Plans to Change the Logo of PT BANK BTPN Tbk, and the Decree of Members of the OJK Board of Commissioners No. KEP-73/D.03/2024 dated 25 September 2024 on the Decision for the Use of the Business License in the Name of PT Bank BTPN Tbk to the name of PT Bank SMBC Indonesia Tbk.

Milestones

1958-1985

- The Bank was established in Bandung, West Java, with the name of Bank Pegawai Pensiunan Militer (Bapemil).
- In 1960, the Bank obtained the permit as a commercial bank.
- In 1985, the Bank changed its name to PT Bank Tabungan Pensiunan Nasional.

2008

In 2008, TPG Nusantara S.a.r.l. acquisitioned 71.6% of the Bank's shares on the Indonesia Stock Exchange. The Bank became a public bank with an asset value of Rp13.7 trillion.

2009

- The Bank launched a micro and small-scale business venture (UMK) with BTPN Mitra Usaha Rakyat.
- The Bank issued the first long-term rupiah bonds, with A+ rating (National Scale Rating) from Fitch Ratings and obtained a long-term loan facility in rupiah currency from International Finance Corporation, a subsidiary of the World Bank.

2010

The Bank's asset value grew to Rp34.5 trillion compared to Rp13.7 trillion two years earlier. It became the 10th biggest bank in the capital market, as well as ranked in 5th in the number of branches and 6th in the number of employees.

2014

Japan's Sumitomo Mitsui Banking Corporation (SMBC) increased its shares ownership in the Bank and became the controlling shareholder with ownership of 40.0%. SMBC was the second biggest bank in Japan based on market value with assets totaling to US$1.3 trillion.

2015

The bank expanded its BTPN Wow! network to 21,000 agents in remote areas and villages, primarily in Java and Sumatra.

2016

- On February 16, 2016, the Bank began to operate as a foreign exchange bank after obtaining the permit in December 2015, which allowed the Bank to carry out transactions in foreign currencies and became more flexible to start offering liability savings products in foreign currencies.
- Jenius, the second mobile phone platform was launched. The cellular telephone service of Jenius uses smart phones to connect customer's account with the Bank and conduct banking transactions. Until December 2016, Jenius had some 70,000 followers in the soial media and watched by more than 3 million viewers on YouTube.

2017

The Bank expanded the mobile banking application features of BTPN Wow! and Jenius to develop the customer base and increase banking transactions. The focus on customer-centric from the two mobile banking services has brought about significant changes on customer experience and impacted the Support Unit operations. The transformation known as "Gemilang" covered the Bank's organizational structure, technology, human resources and risk control. The Bank's branch network underwent quite a major transformation where all branches were able to provide banking services to all customer segments.

2011

- The Bank launched Daya, a sustainable mass-market empowerment program and became an integral part of the Bank's business activities. The Financing Business introduced the brand of Sinaya (Empowering Light) which relates to Daya's initiative.
- Completed the trial run of Sharia Community Banking business (BTPN Syariah – Tunas Usaha Rakyat).
- The Bank expanded its ATM service network with Prima ATM network in addition to the existing Bersama ATM network. The total connected network reached more than 57,331 ATM throughout Indonesia.

2012

- BTPN Syariah – Tunas Usaha Rakyat rapidly grew until the end of the year serving 28,927 community centers in Banten, West Java and East Java, and empowered 444,000 customers in the community center.
- The Bank completed a pilot program for it new mobile banking service: BTPN Wow!. This program was launched a year later in 2013. BTPN Wow! is a banking service for the mass market that utilizes mobile phones and is supported by agent services as an extension of the Bank to increase service reach to communities that have previously been untouched by banking services. Among the doable transactions in this app are deposits, cash withdrawals, fund transfers, bill payments and micro-credit applications and purchases of micro-insurance products.

2013

- BTPN Syariah Financing – Tunas Usaha Rakyat doubled its growth to reach about Rp4 trillion and contributed 3% of the Bank's total credit. The Syariah Business Unit Network reached 69,500 centers throughout the archipelago, and empowered more than 931,500 customers in the rural areas.
- The Bank acquisitioned PT Bank Sahabat Purba Danarta (Bank Sahabat) which was converted to become a sharia bank before the Bank separated the sharia unit into a new entity in 2014.
- Sumitomo Mitsui Banking Corporation (SMBC) from Japan owns 24.3% of the Bak's shares through a sares purchase previously owned by TPG Nusantara S.a.r.l. and other shareholders.

2018

The Bank succeeded in completing two important corporate actions. The first, the initial public offering (IPO) of BTPN Syariah, a subsidiary with the majority share ownership. Secondly, the merger process of Bank BTPN and PT Bank Sumitomo Mitsui Indonesia (BSMI). From this merger, the Bank was able to offer a wider range of financial services to the entire spectrum of customers, starting from individual customers to corporate customers, which included large corporations to micro businesses and communities in the rural areas. Results from this Gemilang project carried out a year earlier as well as the mobile banking platforms, BTPN Wow! and Jenius began to be enjoyed a year later.

2019

The Bank officially merged with BSMI to become Bank BTPN on February 1. This business merger strengthened the Bank's capability, as a universal bank, to provide a more comprehensive banking service to a wider customer base a universal bank.

2020

The Bank launched SINAYA PRIORITAS and collaborated with Jenius that launched Sinaya Prioritas Apps.

2021

- The Bank provided green loan facilities worth Rp1.06 trillion to PT Kepland Investama as a form of commitment on sustainable financing. This green loan facility in rupiah currency was one of the first available in Indonesia market.
- Throughout the year 2021, Bank BTPN received 19 awards from external parties, as proof and acknowledgement of stakeholders towards the Bank's performance.

Milestones

2022

- The Bank received the title as "The Best Contact Center Indonesia 2022" by Indonesia Contact Center Association (ICCA), and at the same time acknowledged by the international organization of Contact Center Association of Asia Pacific (CC-APAC). The Bank was in the top best 10 by winning 14 awards including three Platinums, three Golds, three Silvers, and five Bronzes.
- The Bank received LPS Banking Awards 2022 from Lembaga Penjamin Simpanan/LPS (Deposit Insurance Corporation). SMBC Indonesia Bank received the award as "The Best Bank in Delivering Information on Deposit Insurance Program" from the private bank group.
- The "Best Corporate Emission Reduction and Calculation Transparency Award 2022" by Investor magazine: The Bank received the award for "Transparency of Corporate Emission Reduction in the Green Category of Issuers Sector" and "Transparency in Emission Calculation in the Platinum Category of Issuers Sector."
- The Bank received the award for "Indonesian Sustainable Development Awards 2022" from the Corporate Forum for CSR Development (CFCD). The Bank was the only bank that participated in this award event and obtained Gold Award as it was assessed to be successful in implementing programs that contribute to the acceleration of the 17 Sustainable Development Goals (SDGs).

2023

- The Bank and International Finance Corporation (IFC) collaborated on a social and green bond deal to strengthen climate action and promote inclusive development in Indonesia.
- In the Extraordinary General Meeting of Shareholders (EGMS) of 7 December 2023, the shareholders officially approved the plan to withdraw the Company's shares from the buyback ("Treasury Stock") and the plan to Increase Capital by Providing Pre-emptive Rights II (PMHMETD II") or Right Issue II.
- The Bank again received a Platinum rating from the "Asia Sustainability Reporting Rating (ASRRAT) 2023." This was the third year the Bank received this highest rating consecutively in the four years of participation in this event.
- The Bank received two awards for category Sustainable Finance 2022, namely with the "Best Green Loan" ad the "Best Local Currency Green Loan," during the "Triple A Country Awards 2022" held by The Asset in Hong Kong. SMBCI Bank was awarded with the "Best Green Loan" through the US$750 million of green financing program to PT Perusahaan Listrik Negara/PLN (State Electricity Company) in December 2022 for supporting PLN's activities in the transitional effort from energy to renewable energy. In the meantime, the Bank received the award for the "Best Local Currency Green Loan" in providing the Rp1.06 trillion green financing facility to PT Kepland investama since October 2021.

2024

- The Bank acquisitioned the OTO Group, provider of two-wheel and four-wheel vehicle financing in Indonesia, as an effort to serving more for the Indonesian public.
- Bank BTPN's trademark transformed into SMBC Indonesia in response to market dynamics and portfolio that continued to expand for a more meaningful growth.

2025

- The Bank officially launched the transformation of six main branches from February through March in Surabaya, Bandung, Yogyakarta, Semarang, and Makassar. The comprehensive branch transformation was part of a strategic step following the rebranding. The Bank, which previously served a specific customer segment, is now integrating its products and services into every branch office across the country to meet the needs of all customers.
- SMBC Indonesia's Jenius, again, launched two new innovations, Cash Cow and Pay & Save, to meet the needs of a digitally savvy society that is increasingly dynamic, intelligent, and integrated between daily transaction needs and growing savings.
- SMBC Indonesia's Annual General Meeting of Shareholders (AGMS) approved the appointment of Michellina Laksmi Triwardhany as Deputy President Director, replacing Darmadi Sutanto; Jun Saito as Deputy President Director, replacing Kaoru Furuya; and Yuki Terayama as Director, replacing Keishi Kobata. The AGMS announced the new composition of the Board of Directors and Board of Commissioners, and decided to distribute the Bank's net profit for the fiscal year ending December 31, 2024, to shareholders in the form of cash dividends. The shareholders also approved changes to the Board of Commissioners, accepting the wishes of Edmund Tondobala and Ongki Wanadjati Dana not to be reappointed as Independent Commissioner and Commissioner, while also appointing Kusumaningtuti Sandriharmy Soetiono as Independent Commissioner.
- The Bank, through its Daya program, presented three local coffee brands from producers and processors Kata & Rasa, Delawa Coffee, and Kopi Lasi, at the Amsterdam Coffee Festival 2025 on April 3-5, 2025, to introduce authentic Indonesian coffee flavors.
- The Bank, through its Daya program, affirmed its commitment to environmental preservation through the BerDaya untuk Bumi (Power for Earth) Program by planting 1,971 trees in Lembang Village, Leles District, Garut Regency, West Java. The BerDaya untuk Bumi program encouraged employees of SMBC Indonesia and its subsidiaries, the OTO Group and BTPN Syariah, to contribute through walking and running activities. The program aims to empower local coffee farmers with crops that can provide economic value, as well as support biodiversity conservation efforts that include ecosystem protection, habitat restoration, and collaboration with stakeholders in order to maintain the sustainability of natural resources in Garut.

Line of Business

Line of Business According to the Articles of Association

A. Main Business Activities

1. Collect funds from the public in the form of savings including current account, time deposit, certificate of deposit, savings and/or other forms equivalent to the above, both in Rupiah and foreign currencies;
2. Distribute funds collected from the public in the form of credit, whether long-term, medium term or short-term, or loans in the forms commonly provided in the banking world, either in rupiah or foreign currencies.

B. Supporting Business Activities

1. Issue letters of debt acknowledgment;
2. Buy, sell or guarantee at own risk as well as for the interest and on the instruction of customers:
   a. Money order, including money order accepted by the bank whose validity period is no longer than what is customary in such securities trading;
   b. Letters of debt acknowledgement and other commercial papers whose validity period is no longer than what is customary in such securities trading;
   c. State treasury papers and government guarantee letters;
   d. Bank Indonesia Certificates (SBI);
   e. Bonds;
   f. Trade and/or promissory notes with a term of up to 1 (one) year;
   g. Other securities instruments with a term of up to 1 (one) year;
3. Transfer funds, either for one's own benefit or for the benefit of customers;
4. Place funds on, borrow funds from, or lend funds to other banks, both by use of letters, telecommunication media as well as bearer of money order, check or other means;
5. Receive payments from billings on securities and make calculations with or between third parties;
6. Provide the place to store goods and securities;
7. Carry out custody activities for the benefit of other parties based on contract letters and/or agreements;
8. Place funds from one customer to another in the form of securities, both listed and unlisted on the Stock Exchange;
9. Purchase collaterals through auction or by other means, either in whole or in part, in the event that the debtor does not fulfill obligations to the Bank, with the provision that purchased collaterals must be disbursed as soon as possible;
10. Carry out factoring activities, credit card business and trustee activities;
11. Capital participation in banks that carry out business activities based on sharia principles, in accordance with the provisions stipulated by the authorized agency in the banking sector;
12. Carry out activities in foreign currencies by complying to provisions setforth by the authorized party;
13. Carry out capital participation activities in banks (including sharia banks) or other companies in the financial sector such as leasing, venture capital, securities companies, insurance, as well as clearing, settlement and storage institutions, by complying to the provisions setforth by the authorized party;
14. Carry out capital investment activities to overcome the consequences of credit failures, with the condition that the investment must be withdrawn in accordance with the provisions stipulated by the Financial Services Authority;
15. Act as founder of the pension fund and the manager of the pension fund in accordance with the provisions of the regulations;
16. Issue letter of credit in various forms and bank guarantees;
17. Perform other activities commonly carried out by banks as long as they do not conflict with statutory regulations.

Line of Business Performed in the Fiscal Year

The fields of business carried out during the fiscal year were in accordance with those stated in the latest Articles of Association.

Products and Services

Corporate/Wholesale Banking

Hedging Products
IRS/CCS and foreign exchange transactions

Loan Products
- Bilateral, Syndication Loans & Agency Services (IDR, USD, EUR dan, JPY)
- Work Capital Credit
- Investment Credit
- Project/Structured Finance
- ECA
- Green/Social Loan
- Sustainability-Linked Loan
- Other Credits

Financing Products
- ESG Deposit

Custody & Securities Services
- Core Custody
  1. Securities Account Administration
  2. Securities Depository
  3. Securities Transaction Settlement
  4. Corporate Action Processing and Income Collection
  5. Confirmation and Reporting

- Fund Administration
  1. Fund Accounting
  2. Transfer Agent

Jenius
- Jenius application with biometric based customer verification
- Savings (Flexi Saver, Dream Saver & Foreign Currency)
- Deposit (Maxi Saver)
- Bill Payment
- ATM Card/Jenius Debit
- Transfer (BIFAST, RTOL, SKN, RTGS & Remittance)
- e-Wallet Top Up
- Loan (Flexicash, Buy Now Pay Later & Credit Card)
- Jenius Pay
- Jenius QRIS
- Jenius for Business
- Bisniskit by Jenius
- Moneytory
- Sinaya Prioritas in Jenius Application
- Jenius Application for SMBCI retail business line (Jenius as a Platform)
- Mutual Funds
- Lifeboat Life Insurance with Allianz

Treasury
- Foreign Exchange
- Derivative
- Money Market
- Fixed Income

Wealth Management Business
- Sinaya Savings (Rupiah, Foreign Currency, Business)
- Time Deposit (Rupiah, Foreign Currency, Fleksi, On Call)
- Mutual Funds
- Bancassurance
- Government Bonds
- ATM/Debit Card
- Safe Deposit Box
- Sinaya Priority Services

Retail Lending Business

Pension Business
- Pension Credit/Loan
- Pre-Retirement Credit/Loan
- Active Employee Loan
- Citra Pension Savings

Micro Business
- People's Business Credit/Loan
- Business Partner Savings
- Micro Maxi Loan (secured loan):
  1. Current Account Loans
  2. Term Installment Loans
  3. Term Loans
- Micro Flexicash Digital Loans (Unsecured loan):
  1. Term Installment Loans

Joint Finance
- Joint Financing
  1. Motor Vehicle Credit (KKB)
  2. Medical Devices
  3. Durable Goods
  4. Multipurpose
- Chanelling
  1. Short term loan (tenor max 1 month)
  2. Medium term loan (tenor max 12 month)
  3. Long term loan (tenor max 60 month)

Business Banking
- Basic/Generic Products
  1. PRK (Current Account Loan)
  2. PB (Term Loan)
  3. PAB (Term Installment Loan)
- ABF (Asset Based Financing)
- BPR Financing
- Business Current Account
- Mitra Current Account
- Karya Current Account
- TOUCHBIZ Platform (Application Mobile & Web):
  1. Customer online registration and activation
  2. TOUCHBIZ Application wiwth biometric-based Customer verification
  3. Financing Products: Current Account, Business Savings, Business Deposit
  4. Transfer (BIFAST, RTOL, SKN, RTGS)
  5. Billing Salary (Payroll)
  6. Billing Payment (e-wallet top up, telephone, electricity)
  7. Ordering of document books (checks and current account bills)
  8. Soft token access for transaction authorization
  9. Information on Current Account & Loan
  10. History of transactions and proof of electronic transactions
  11. Consolidated Account Report
  12. Notification and Reminder
  13. Account Management: User Access Management & Approval Matrix

Transaction Banking & *Supply Chain*

Cash & Digital Solution
- Current Account & Term Deposit
- Money Transfer (SKN/RTGS, BI-FAST, Payroll, Overbooking, Telegraphic Transfer)
- Receive Funds (SKN/RTGS, BI-FAST, Telegraphic Transfer, Cheque/Cash Deposit)
- e-Tax Payment
- Virtual Account
- Internet Banking
- Host to Host (SFTP)
- Open API SNAP
- Liquidity Management (Domestic Cash Pooling, Auto TD Placement, Cross Border Pooling)
- Auto Debit

Trade
- Import & Export Letter of Credit & SKBDN
- Import & Export Bill Collection
- Import & Export Documentary Collection
- Bank Guarantee & SBLC & Counter Guarantee
- Trade Loan & TR
- Foreign Bills Bought & Forfaiting
- Account Receivable Purchase
- Import Avalization & LC Confirmation
- BL Endorsement & Shipping Guarantee

Supply Chain
- Supply Chain Financing (Distributor Financing/ Supplier Financing)
- Contract Financing

VISION



To become the first choice bank in Indonesia, which may significantly change the life of millions of people, mainly with the support of digital technology.

MISSION



- To offer complete financial solutions and services to such various segments as retail, micro, SME, and corporate business in Indonesia, as well as the overall Indonesian Nation and Country;
- To provide valuable opportunity for the professional development of SMBC Indonesia employees;
- To create significant and sustainable values for the stakeholders including the Indonesian society;
- To take advantage of technological innovation as the main differentiator to provide the best quality and experience in its class to customers and partners of SMBC Indonesia.
- To become a unique universal bank that contributes to Indonesia's economic growth

About Vision and Mission

The fundamental basis of the integration of the Bank's Vision and Mission is to serve the customers of SMBC Indonesia in the best manner to achieve their objectives and aspirations to grow together more meaningfully and provide positive impact on Indonesia's society. For this reason, the Bank will be a reliable and trustworthy partner, capable of understanding and effectively fulfilling the growing financial needs of the customers.
Vision and Mission are set upon review by the Board of Commissioners and the Board of Directors.

Main Values

The values we adopt are guidelines for us to carry out our business. There are 5 (five) values as described below:

01

Integrity

As professionals, always act sincerely with high ethical standards.



02

Customer First

Always view from the customers' perspective to deliver added value.



03

Proactive & Innovative

Have the courage to incessantly act and innovate.



04

Speed & Quality

Command speed and quality from decision-making as well as provide services as differentiating factors.



05

Synergy

Collaborate as one team within the financial conglomerate of SMBC Indonesia.



Organizational Structure

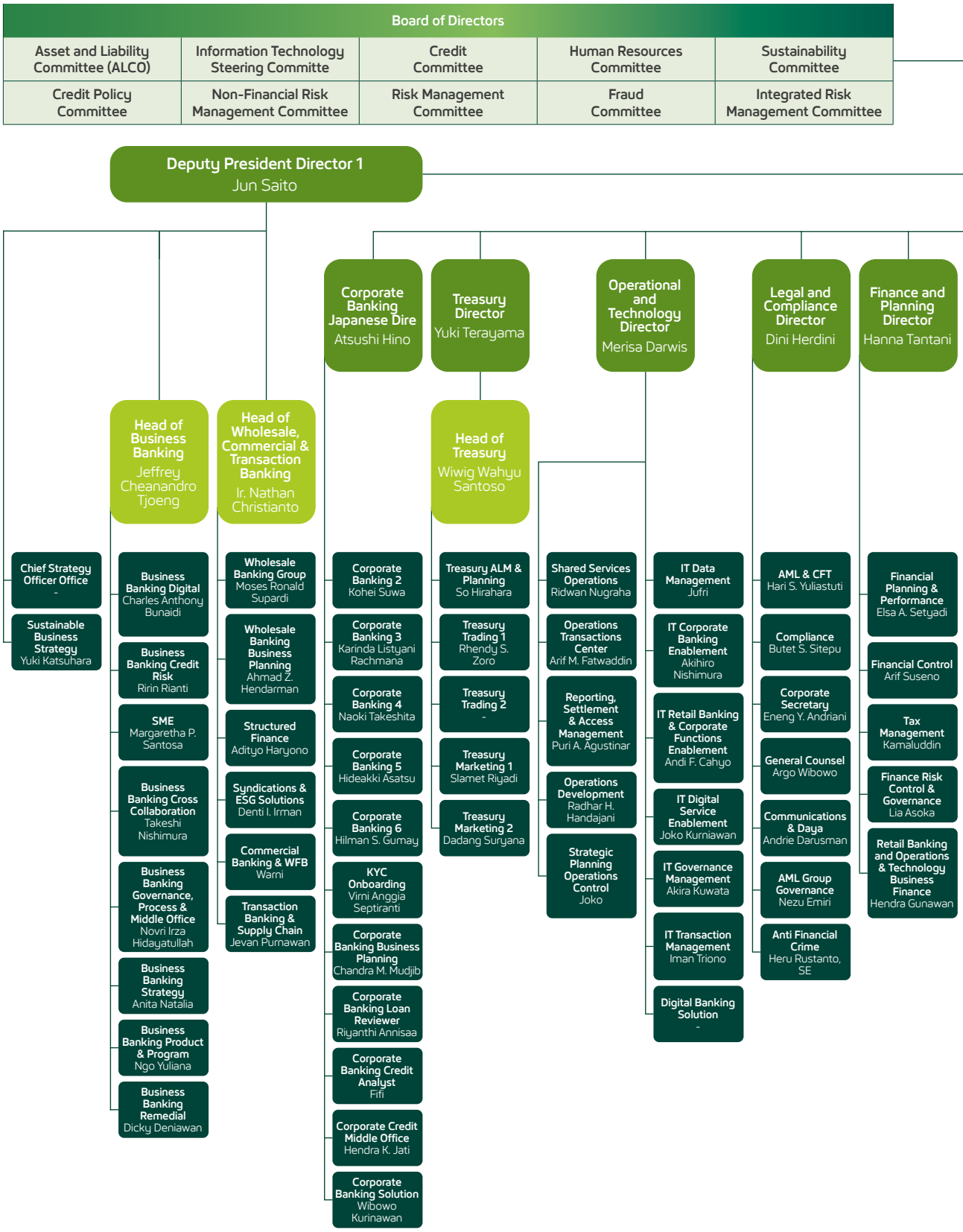

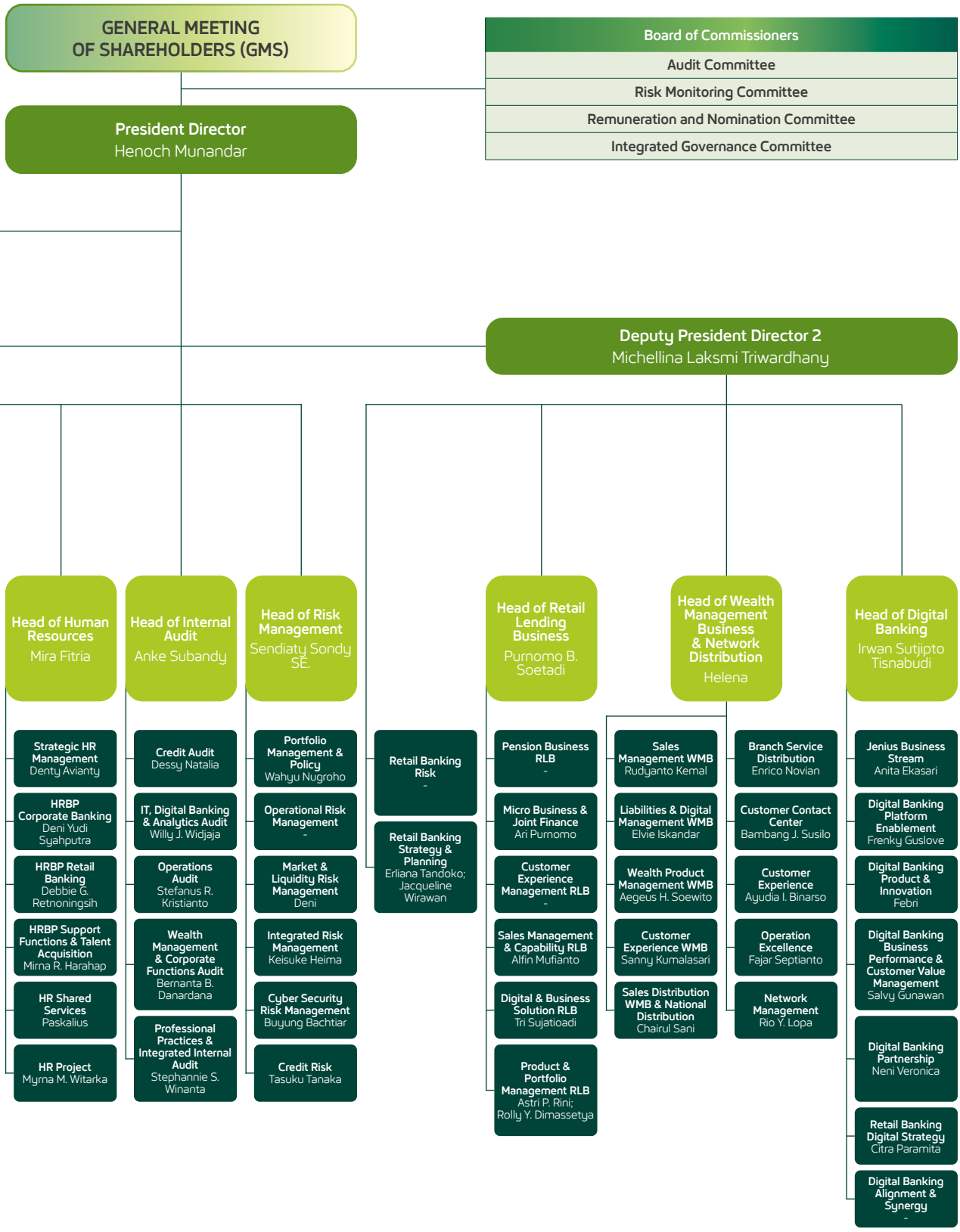

The Board of Directors

Board of Management

The Board of Commissioners Committee & The Board of Directors Committee

Organizational Structure

BOARD OF COMMISSIONERS

Name	Position
Chow Ying Hoong	President Commissioner
Takeshi Kimoto	Commissioner
Ninik Herlani Masli Ridhwan	Independent Commissioner
Onny Widjanarko	Independent Commissioner
Marita Alisjahbana	Independent Commissioner
Kusumaningtuti Sandriharmy Soetiono	Independent Commissioner

COMMITTEE UNDER THE BOARD OF COMMISSIONERS

Audit Committee	**Chairman :** Onny Widjanarko **Member :** · Kusumaningtuti Sandriharmy Soetiono · Marita Alisjahbana · Aria Kanaka · Jacobus Sindu Adisuwono
Risk Monitoring Committee	**Chairman :** Marita Alisjahbana **Member :** · Takeshi Kimoto · Kusumaningtuti Sandriharmy Soetiono · Sofyan Rambey · Nurhajati Soerjo Hadi
Remuneration and Nomination Committee	**Chairman :** Ninik Herlani Masli Ridhwan **Member :** · Chow Ying Hoong · Mira Fitria Soetjipto
Integrated Governance Committee	**Chairman :** Onny Widjanarko **Member :** · Ninik Herlani Masli Ridhwan · Dewie Pelitawati · Muhamad Faiz · Dharma Putera · Murniaty Santoso · Doddy Susanto · Ivan Purnama Sanoesi · Sofyan Rambey

COMMITTEE UNDER THE BOARD OF DIRECTORS

Asset and Liability Committee	**Chairman :** Yuki Terayama **Member :** · Henoch Munandar · Jun Saito · Michellina Laksmi Triwardhany · Hanna Tantani · Sendiaty Sondy **Secretary :** Wiwig Santoso
Risk Management Committee	**Chairman :** Sendiaty Sondy **Permanent Members with Voting Rights:** · Henoch Munandar · Jun Saito · Michellina Laksmi Triwardhany · Dini Herdini · Atsushi Hino · Yuki Terayama · Merisa Darwis · Hanna Tantani · Jeffrey Cheanandro Tjoeng · Purnomo B. Soetadi · Helena · Irwan Sutjipto Tisnabudi · Mira Fitria · Nathan Christianto · Wiwig Wahyu Santoso **Permanent Member without Voting Rights:** · Anke Subandy · Wahyu Nugroho · Deni Djalil · Buyung Bachtiar · Keisuke Heima · Tasuku Tanaka
Information Technology Steering Committee	**Chairman :** Merisa Darwis **Permanent Members with Voting Rights:** · Henoch Munandar · Jun Saito · Michellina Laksmi Triwardhany · Dini Herdini · Sendiaty Sondi **Permanent Member without Voting Rights:** · Atsushi Hino · Hanna Tantani · Yuki Terayama · Irwan S. Tisnabudi · Helena · Nathan Christianto · Jeffrey Cheanandro Tjoeng · Purnomo B. Soetadi · Mira Fitria · Anke Subandy · Akira Kuwata · Buyung Bachtiar · Jufri Fan · Iman Triono · Joko Kurniawan · Andi Febri Cahyo · Akihiro Nishimura

Credit Policy Committee	**Chairman :** Henoch Munandar **Permanent Members with Voting Rights:** · Jun Saito · Michellina Laksmi Triwardhany · Dini Herdini · Atsushi Hino · Yuki Terayama · Nathan Christianto · Irwan S. Tisnabudi · Jeffrey Cheanandro Tjoeng · Purnomo B. Soetadi · Sendiaty Sondy · Wiwig Santoso **Permanent Member without Voting Rights:** · Anke Subandy (observer) · Tasuku Tanaka · Ririn Rianti · Adil Pamungkas · Argo Wibowo · Butet Sondang Sitepu · Wahyu Nugroho
Credit Committee	**Chairman :** Henoch Munandar **Member :** · Jun Saito · Atsushi Hino · Nathan Christianto · Tasuku Tanaka · Jenny Susanto · Eddy Satria Nugraha Sembiring · Kohei Suwa · Moses Supardi · Warni Chai · Karinda Rachmana · Naoki Takeshita · Hideaki Asatsu · Hilman Gumay · Sendiaty Sondy (observer)
Human Resources Committee	**Chairman :** Henoch Munandar **Member :** · Jun Saito · Michellina Laksmi Triwardhany · Hanna Tantani · Merisa Darwis **Secretary :** Mira Fitria
Fraud Committee	**Chairman :** · Henoch Munandar · Jun Saito · Michellina Laksmi Triwardhany · Dini Herdini · Atsushi Hino · Yuki Terayama · Merisa Darwis · Hanna Tantani · Sendiaty Sondy · Jeffrey C. Tjoeng · Purnomo B. Soetadi · Helena · Irwan S. Tisnabudi · Mira Fitria · Nathan Christianto · Wiwig Santoso **Member :** · Heru Rustanto · Denty Avianty · Jimmy SA Hutapea **Secretary :** Heru Rustanto
Sustainability Committee	**Chairman :** Jun Saito **Member :** · Dini Herdini · Hanna Tantani · Merisa Darwis · Atsushi Hino · Yuki Terayama · Sendiaty Sondy · Anke Subandy · Jeffrey C. Tjoeng · Nathan Christianto · Purnomo B. Soetadi · Helena · Irwan S. Tisnabudi · Wiwig Santoso · Mira Fitria · Andrie Darusman **Secretary :** · Yuki Katsuhara · Vinny Herianti
Integrated Risk Management Committee	**Chairman :** Henoch Munandar **Member :** · Sendiaty Sondy · Arief Ismail · Antonius B. Priyadi · Victoria Rusna · Nobuhiro Moroo
Non-Financial Risk Management Committee	**Chairman :** Sendiaty Sondy **Permanent Members with Voting Rights:** · Henoch Munandar · Jun Saito · Michellina Laksmi Triwardhany · Dini Herdini · Atsushi Hino · Yuki Terayama · Merisa Darwis · Hanna Tantani · Jeffrey C. Tjoeng · Purnomo B. Soetadi · Helena · Irwan S. Tisnabudi · Mira Fitria · Nathan Christianto · Wiwig Santoso **Permanent Member without Voting Rights:** · Anke Subandy · Heru Rustanto · Buyung Bachtiar · Hari Suci Yuliastuti · Argo Wibowo · Andrie Darusman · Butet Sondang Sitepu · Eneng Yulie Andriani · Paskalius · Lia Asoka · Bambang Joko Susilo · Jufri Fan · Radhara Hasti Handajani · Erliana Tandoko **Secretary :** Heru Rustanto

Profile
of the Board of Commissioners



Chow Ying Hoong

President Commissioner

Nationality
Singaporean

Domicile
Singapore

Age
65 Years
as of the end of Fiscal Year 2025

Educational Background	Business Administration in Finance from National University of Singapore (1984).
Certification	Risk Management Certification Level 6, issued by BSMR with validity until 23 April 2027.
History and Legal Basis of Appointment	Initially appointed as Vice President Commissioner of SMBC Indonesia as of the effective date of the merger, namely 1 February 2019 and reappointed through the Annual GMS of 15 February 2019. Appointed as President Commissioner through the Extraordinary GMS of 18 November 2020, and reappointed through the Annual GMS on 21 April 2022 and 22 April 2025.
Concurrent Position	• Member of the Remuneration and Nomination Committee of SMBC Indonesia. • Senior Regional Advisor, Asia Growing Market Department of Sumitomo Mitsui Banking Corporation.
Work Experience	• General Manager of Planning Department Asia Pacific Division of SMBC (2011-2013). • General Manager, Debt Capital Market Department and Joint General Manager of SMBC, Singapore (2005-2010). • Head of Syndication S.E. Asia of Sumitomo Bank Singapore Branch (2000-2005). • Branch Manager/Managing Director dari Societe Generale Bank, Branch Malaysia (1997-2000). • Head of Syndication for Asia of ABN Amro Bank Asia HQ (1996-1997). • Team Head of Offshore Corporates of ABN AMRO Bank N.V., Singapore Branch (1993-1996). • Senior Manager of The Sanwa Bank Ltd, Singapore Branch (1989-1993). • Account Manager of ABN Bank N.V., Singapore Branch (1987-1989). • Bank Officer, United Overseas Bank (1984-1987).
Affiliation	Management affiliation with the Controlling Shareholder.



Takeshi Kimoto

Commissioner

Nationality
Japanese

Domicile
Japan

Age
55 Years
as of the end of Fiscal Year 2025

Educational Background	Bachelor of Arts in Business and Commerce from KEIO University (1989-1993).
Certification	Risk Management Certification Level 6, issued by BSMR valid until 27 June 2027.
History and Legal Basis of Appointment	First appointed as Commissioner of SMBC Indonesia since the effective date of the merger, namely 1 February 2019 and reappointed through the Annual GMS on 15 February 2019, 21 April 2022 and 22 April 2025
Concurrent Position	• Member of Risk Monitoring Committee of SMBC Indonesia. • Managing Executive Officer, Head of Asia Business Development Division and Deputy Head of APAC Division of Sumitomo Mitsui Banking Corporation and Sumitomo Mitsui Financial Group. • Member of the Board of Directors of Vietnam Prosperity Joint Stock Commercial Bank.
Work Experience	• Senior Vice President for Emerging Markets Business Division ("EMBD") Singapore, Joint General Manager for EMBD Tokyo and Joint General Manager for Business Development Department at the International Banking Unit of SMBC (2013-2018). • Vice President for Global Institutional Banking Department ("GIBD") of SMBC, Vice President for GIBD Singapore, Group Head & Senior Vice President for Global Trade Finance Department Singapore (2002-2013). • Vice President, International Finance Department, Sumitomo Bank Ltd (2000-2001).
Affiliation	Affiliated in management with the Controlling Shareholder.

Profile of the Board of Commissioners



Ninik Herlani Masli Ridhwan

Independent Commissioner

Nationality
Indonesian

Domicile
Jakarta

Age
68 Years
as of the end of Fiscal Year 2025

Educational Background

- Master's degree (Magister) in Finance from Universitas Indonesia (2018).
- Bachelor's degree (Sarjana) in Economics from Universitas Trisakti (1983).

Certification

Risk Management Certification Level 6, issued by BSMR valid until 20 May 2028.

History and Legal Basis of Appointment

First appointed as Independent Commissioner of SMBC Indonesia since the effective date of the merger, namely 1 February 2019 and reappointed through the Annual GMS of 15 February 2019, 21 April 2022 and 22 April 2025.

Concurrent Position

- Chairman of the Remuneration and Nomination Committee of SMBC Indonesia.
- Member of the Integrated Governance Committee of SMBC Indonesia.

Work Experience

- Independent Commissioner of PT Bank Sumitomo Mitsui Indonesia (2013-2019).
- Joined PT Bank Central Asia Tbk with the last position as Head of Audit Development and Quality Control (1985-2012).
- Senior Auditor at Accounting Firm of Utomo (SGV Utomo) 1981-1985).

Affiliation

No affiliation with members of the Board of Directors, the Board of Commissioners, and the Controlling Shareholder.



Onny Widjanarko

Independent Commissioner

Nationality
Indonesian

Domicile
Jakarta

Age
61 Years
as of the end of Fiscal Year 2025

Educational Background

- Master's degree in Management from Asian Institute of Management (1999).
- Bachelor's degree (Sarjana) in Financial Management from STIE Malangkucecwara (1989).

Certification

Risk Management Certification Level 6, issued by BSMR with validity until 11 September 2027.

History and Legal Basis of Appointment

First appointed as Independent Commissioner of SMBC Indonesia effective as of 8 May 2023 based on resolution of the Annual GMS on 13 April 2023 and reappointed through the Annual GMS on April 22, 2025.

Concurrent Position

- Chairman of the Audit Committee of SMBC Indonesia.
- Chairman of the Integrated Governance Committee of SMBC Indonesia.

Work Experience

- President Commissioner of PT Artajasa Pembayaran Elektronis (September 2020 – April 2023).
- Joined Bank Indonesia with the last position as Head of Representative of Bank Indonesia Jakarta (January 1992 – September 2022).
- Management Trainee and Staff of Finance Department at Komatsu Indonesia (PT United Tractors) (October 1989 – December 1990).

Affiliation

No affiliation with members of the Board of Directors, the Board of Commissioners, and the Controlling Shareholders.

Profile of the Board of Commissioners



Marita Alisjahbana

Independent Commissioner

Nationality
Indonesian

Domicile
Jakarta

Age
69 Years
as of the end of Fiscal Year 2025

Educational Background	• Master of Architecture, University of California, Los Angeles, USA (1986). • Bachelor's degree (Sarjana) of Architecture, Bandung Institute of Technology, Indonesia (1982).
Certification	Risk Management Certification Level 6, issued by BSMR with validity until 14 June 2027.
History and Legal Basis of Appointment	First appointed as Independent Commissioner of SMBC Indonesia effective as of 2 September 2024 based on resolution of the Extraordinary GMS on 29 August 2024 and reappointed through the Annual GMS on April 22, 2025.
Concurrent Position	• Chairman of the SMBC Indonesia Risk Monitoring Committee. • Member of the SMBC Indonesia Audit Committee • Independent Commissioner of PT Vale Indonesia Tbk
Work Experience	• Chief Risk Officer, Indonesia Investment Authority (2021-2024). • Country Risk Manager, Citibank Indonesia (2007-2021). • Country Risk Manager, Citibank Philippines (2010-2012). • Deputy Country Risk Manager, Citibank Thailand/Vietnam (2003-2004). • Group Head, Institutional Remedial Management Group, Citibank (1999-2003). • Unit Head, Institutional Remedial Management Group, Citibank (1998-1999). • Unit Head, Local Corporate Group, Citibank (1996-1998). • Originator, Local Corporate Group, Citibank (1993-1996). • Risk Manager, Local Corporate Group, Citibank (1991-1993). • Risk Manager, Financial Institution Group, Citibank (1989-1991). • Executive Development Program, Citibank (1988-1989). • Architect, Fega Marikultura (1986-1988). • Project Coordinator for BITA Engineering on The Bukit Asam Coal Mining Facilities, BITA Engineering (1982).
Affiliation	No affiliation with members of the Board of Directors, the Board of Commissioners, and Controlling Shareholder.



Kusumaningtuti Sandriharmy Soetiono

Independent Commissioner

Nationality
Indonesian

Domicile
Jakarta

Age
71 Years
as of the end of Fiscal Year 2025

Educational Background

- PhD in Laws from the University of Indonesia (2008).
- Master of Laws from Washington College of Law, Washington D.C., USA (1984).
- Bachelor of Laws from the University of Indonesia (1979).

Certification

Risk Management Certification (SMR) Qualification 6, issued by BSMR with a validity period until September 24, 2027

History and Legal Basis of Appointment

First appointed as Independent Commissioner through the Annual GMS on April 22, 2025.

Concurrent Position

- Member of the SMBC Indonesia Audit Committee.
- Member of the SMBC Indonesia Risk Monitoring Committee.

Work Experience

- Chairman of the Indonesian Banking School of Economics (2020-2024)
- Commissioner of PT Dompet Anak Bangsa (GOPAY) (2017-2023)
- Member of the Board of Commissioners of the Financial Services Authority (2012-2017).
- Joined Bank Indonesia, where his last position was Chief of the Bank Indonesia New York Office (1980-2012)

Affiliation

Has no affiliated relationship with the Board of Directors, Board of Commissioners, and Controlling Shareholders.

Profile
of the Board of Directors



Henoch Munandar

President Director

Nationality
Indonesian

Domicile
Jakarta

Age
59 Years
as of the end of Fiscal Year 2025

Educational Background	Bachelor's degree (Sarjana) in Economics from Universitas Atma Jaya, Jakarta (1989).
Certification	Risk Management Certification Level 7, issued by BSMR with validity until 20 March 2028.
History and Legal Basis of Appointment	First appointed as Director as of the effective date of the merger, namely 1 February 2019 and reappointed through the Annual GMS of 15 February 2019 and 21 April 2022. Appointed as President Director through the Extraordinary GMS on 29 September 2022 and reappointed through the Annual GMS on April 22, 2025.
Concurrent Position	No concurrent position.
Work Experience	• Director of PT BANK BTPN Tbk (2019-September 2022). • Director of PT Bank Sumitomo Mitsui Indonesia (2014-January 2019). • Deputy Head of Credit/Credit Risk Management Head SMEC of Bank DBS Indonesia (2010-2013). • Deputy of SMEC Risk + Remedial Head at PT Bank Danamon Indonesia Tbk (2006-2010). • Co-Dept Head of Corporate Banking, Bank of Tokyo Mitsubishi UFJ (2006-2006). • Local Corporate Head-Senior Manager, Sanwa Bank Indonesia/Bank United Financial of Japan (UFJ) (1995-2006). • Account Manager at PT Bogor Multifinance (1995-1995). • Account Manager at Panin Bank (1993-1995). • Sub-Branch Manager at Bank Susila Bakti (1991-1993).
Affiliation	No affiliation with members of the Board of Directors, the Board of Commissioners, and the Controlling Shareholder.



Jun Saito

Deputy President Director

Nationality
Japanese

Domicile
Jakarta

Age
56 Years
as of the end of Fiscal Year 2025

Educational Background	Bachelor of Laws from Gakushuin University, Japan (1992).
Certification	Risk Management Certification (SMR) Level 7, issued by BSMR with a validity period until November 7, 2027.
History and Legal Basis of Appointment	First appointed as Deputy President Director of SMBC Indonesia effective as of 21 May 2025 based on resolution of the Annual GMS on April 22, 2025.
Concurrent Position	No concurrent position.
Work Experience	• Deputy Head of EMEA, SMBC Bank International (2022-2025) • Regional Head for Middle East, EMEA Division, SMBC (2021-2022) • Senior Executive Officer, DIFC Branch – Dubai, SMBC (2019-2021) • Joint General Manager, International & Structured Finance Department, SMBC Bank International, London (2016-2019) • Deputy General Manager, Corporate Banking Department, SMBC Tokyo (2010-2016) • Deputy General Manager, SMBC Hanoi (2008-2010) • Chief Representative, SMBC Hanoi Representative Office (2004-2008) • Vice President Corporate Banking Department, SMBC Tokyo (1997-2004) • Joined Sumitomo Bank in April 1992
Affiliation	No affiliation with members of the Board of Directors, the Board of Commissioners, and the Controlling Shareholder.

Profile of the Board of Directors



Michellina Laksmi Triwardhany

Deputy President Director

Nationality
Indonesian

Domicile
Jakarta

Age
59 Years
as of the end of Fiscal Year 2025

Educational Background	• Master of Business Administration from the University of Texas, USA (1990). • Bachelor of Science in Computer Science from the University of North Texas, USA (1987).
Certification	Risk Management Certification (SMR) Level 7, issued by BSMR with a validity period until March 14, 2028.
History and Legal Basis of Appointment	First appointed as Deputy President Director of SMBC Indonesia effective as of June 26, 2025 based on resolution of the Annual GMS on April 22, 2025.
Concurrent Position	No concurrent position.
Work Experience	• President Director of PT Prudential Life Assurance (2021-2024) • Last position as Deputy President Director of PT Bank Danamon Indonesia Tbk (2009-2021) • Deputy President Commissioner of PT Asuransi Adira Dinamika Tbk (2014-2015) • Last position as Country Business Head of Citibank Berhard, Kuala Lumpur, Malaysia, Citibank (2003-2009) • General Manager of Unsecured Lending, Manhattan Credit Card Company (A Subsidiary of Standard Chartered Bank), Hong Kong (2001-2003) • Last position as Card Business Director of Citibank, N.A., Indonesia (1991-2001).
Affiliation	No affiliation with members of the Board of Directors, the Board of Commissioners, and the Controlling Shareholder.



Dini Herdini

Compliance Director

Nationality
Indonesian

Domicile
Jakarta

Age
60 Years
as of the end of Fiscal Year 2025

Educational Background	Bachelor's degree (Sarjana) in Law from Universitas Trisakti, Jakarta (1987).
Certification	Risk Management Certification Level 7, issued by BSMR with a validity period until March 20, 2028.
History and Legal Basis of Appointment	First appointed as Compliance Director of SMBC Indonesia since the effective date of the merger, namely 1 February 2019 and reappointed through the Annual GS on 15 February 2019, 21 April 2022 and 22 April 2025.
Concurrent Position	No concurrent position.
Work Experience	• Director responsible for the Compliance Function at PT Bank Sumitomo Mitsui Indonesia (2014-January 2019). • General Counsel & Corporate Secretary PT Bank Danamon Indonesia Tbk (2004-2014). • Partner/Legal Consultant at Herdini & Partners Law Firm (2000-2004). • Head of Legal Division at Bank Danamon (1999-2000). • Head of Legal Division at PT Bank PDFCI Tbk (1996-1999). • Legal Manager PT ING Bank (1993-1996). • Legal Officer PT Bank Sumitomo Niaga (1989-1993).
Affiliation	No affiliation with members of the Board of Directors, the Board of Commissioners, and the Controlling Shareholder.

Profile of the Board of Directors



Atsushi Hino

Director

Nationality
Japanese

Domicile
Jakarta

Age
49 Years
as of the end of Fiscal Year 2025

Educational Background	Bachelor's degree in Business and Commerce from Keio University (1999).
Certification	Risk Management Certification Level 7, issued by BSMR with a validity period until October 02, 2027.
History and Legal Basis of Appointment	First appointed as Director of SMBC Indonesia effective as of 15 May 2023 based on resolution of the Annual GMS on 13 April 2023 and reappointed through the Annual GMS on April 22, 2025.
Concurrent Position	No concurrent position.
Work Experience	• Group Head/Joint General Manager of Asia Markets Growing Department, SMBC Singapura (September 2018-April 2023). • Head of Corporate Banking Department, PT Bank Sumitomo Mitsui Indonesia (October 2014-September 2018). • Vice President/Senior President, SMBC Hongkong branch (April 2009-August 2014). • Vice President of Tokyo Corporate Banking Department 4, SMBC (April 2006-April 2009). • Junior Staff Tohoku Corporate Business Office, SMBC (July 2001-April 2006). • First joined SMBC as Junior Staff (April 1999-July 2001).
Affiliation	No affiliation with members of the Board of Directors, the Board of Commissioners, and the Controlling Shareholder.



Yuki Terayama

Director

Nationality
Japanese

Domicile
Jakarta

Age
54 Years
as of the end of Fiscal Year 2025

Educational Background	Bachelor of Mathematics from Waseda University (1995).
Certification	Risk Management Certification (SMR) Level 7, issued by BSMR with a validity period until January 18, 2028.
History and Legal Basis of Appointment	First appointed as Director of SMBC Indonesia effective as of May 27, 2025 based on resolution of the Annual GMS on April 22, 2025.
Concurrent Position	No concurrent position.
Work Experience	• Last position as Joint General Manager/Chief Risk Officer at SMBC Seoul Branch, SMBC (2001-2024) • Officer, Simbashi Branch, Sumitomo Bank, Tokyo (1995-2000)
Affiliation	No affiliation with members of the Board of Directors, the Board of Commissioners, and the Controlling Shareholder.

Profile of the Board of Directors



Merisa Darwis

Director

Nationality
Indonesian

Domicile
Jakarta

Age
58 Years
as of the end of Fiscal Year 2025

Educational Background

Bachelor's degree (Sarjana) in Information Technology from Institut Teknologi Bandung (ITB) (1991).

Certification

Risk Management Certification Level 7, issued by BSMR with a validity period until March 20, 2028.

History and Legal Basis of Appointment

First appointed as Director as of the effective date of the merger, namely 1 February 2019 and reappointed through the Annual GMS on 15 February 2019, 21 April 2022 and 22 April 2025.

Concurrent Position

No concurrent position.

Work Experience

- Operations Director, PT BANK BTPN Tbk (February 2019-September 2024).
- Head of Operation, PT Bank Tabungan Pensiunan Nasional Tbk (January 2017-January 2019).
- Head of Operation, PT Bank Tabungan Pensiunan Nasional Tbk (January 2017-January 2019).
- Head of Internal Audit Work Unit, PT Bank Tabungan Pensiunan Nasional Tbk (2011-2016).
- HR & Internal Control Director, Bank Barclays Indonesia (2010-2011).
- Citibank, N.A., Indonesia (1996-2009):
  - Operation - Control & Reporting Head, Transaction Services Head, Control & Support Head.
  - IT - Consumer IT Head & Country IT Financial Head.
  - QA - IT QA Head, Privacy Officer and BISO (Business Information Security Officer).
- Programmer/Analyst, USI/IBM Jakarta (1992-1993).

Affiliation

No affiliation with members of the Board of Directors, the Board of Commissioners, and the Controlling Shareholder.



Hanna Tantani

Director

Nationality
Indonesian

Domicile
Jakarta

Age
58 Years
as of the end of Fiscal Year 2025

Educational Background	• Master's degree in Business Administration from Australian Graduate School of Management, University of New South Wales, Australia (1993). • Bachelor's degree (Sarjana) in Economics-Accounting from Universitas Airlangga (1990).
Certification	Risk Management Certification Level 7, issued by BSMR with a validity period until March 20, 2028.
History and Legal Basis of Appointment	First appointed as Director of SMBC Indonesia based on the resolution of the Extraordinary GMS on 11 September 2019 and reappointed through the Annual GMS resolution on 21 April 2022 and 22 April 2025.
Concurrent Position	Commissioner of PT Summit Oto Finance.
Work Experience	• Chief Financial Officer, PT Bank Tabungan Pensiunan Nasional Tbk (2018-2019). • Director of Finance, PT Bank HSBC Indonesia (2014-2018). • SVP MI Planning & Analysis, KCBA HSBC Indonesia (2009-2014). • Financial Controller, Standard Chartered Bank (2008-2009). • Market Controller, American Express Bank (2004-2008). • Staff, Credit Operations & Trade Services, Management Accountant, Manager Treasury OperationS, AVP Treasury Services, VP Global Payment & Cash Management, VP Credit Operation VP Area Finance, HSBC (1990-2004).
Affiliation	No affiliation with members of the Board of Directors, the Board of Commissioners, and the Controlling Shareholder.

Change in Composition of the Board of Commissioners and Board of Directors

COMPOSITION OF THE BOARD OF COMMISSIONERS

Before Change	After Change	Basis of Change	Reason of Change
Chow Ying Hoong (President Commissioner)	Chow Ying Hoong (President Commissioner)	-	-
Takeshi Kimoto (Commissioner)	Takeshi Kimoto (Commissioner)	-	-
Ninik Herlani Masli Ridhwan (Independent Commissioner)	Ninik Herlani Masli Ridhwan (Independent Commissioner)	-	-
Onny Widjanarko (Independent Commissioner)	Onny Widjanarko (Independent Commissioner)	-	-
Marita Alisjahbana (Independent Commissioner)	Marita Alisjahbana (Independent Commissioner)	-	-
Edmund Tondobala (Independent Commissioner)	Kusumaningtuti Sandriharmy Soetiono (Independent Commissioner)	Resolution of the Annual General Meeting of Shareholders dated April 22, 2025	Term of office ends.
Ongki Wanadjati Dana (Commissioner)	-	Resolution of the Annual General Meeting of Shareholders dated April 22, 2025	

COMPOSITION OF THE BOARD OF DIRECTORS

Before Change	After Change	Basis of Change	Reason of Change
Henoch Munandar (President Director)	Henoch Munandar (President Director)	-	-
Kaoru Furuya (Deputy President Director)	Jun Saito (Deputy President Director)	Resolution of the Annual General Meeting of Shareholders dated April 22, 2025	Term of office ends.
Darmadi Sutanto (Deputy President Director)	Michellina Laksmi Triwardhany (Deputy President Director)	Resolution of the Annual General Meeting of Shareholders dated April 22, 2025	Term of office ends.
Dini Herdini (Compliance Director)	Dini Herdini (Compliance Director)	-	-
Atsushi Hino (Director)	Atsushi Hino (Director)	-	-
Keishi Kobata (Director)	Yuki Terayama (Director)	Resolution of the Annual General Meeting of Shareholders dated April 22, 2025	Term of office ends.
Merisa Darwis (Director)	Merisa Darwis (Director)	-	-
Hanna Tantani (Director)	Hanna Tantani (Director)	-	-

Profile
of Executive Officers

No	Name	Education	University	First Joined SMBCI	Position
1	Kohei Suwa	S1	Sophia University	2025	Corporate Banking Head
2	Karinda Listyani Rachmana	S1	Ritsumeikan Asia Pacific University	2019	Corporate Banking Head
3	Naoki Takeshita	S1	Osaka University	2024	Corporate Banking Head
4	Hideaki Asatsu	S1	Osaka University	2022	Corporate Banking Head
5	Hilman Salahudin Gumay	S2	Universitas Indonesia	2019	Corporate Banking Head
6	Virni Anggia Septiranti	S1	Institut Ilmu Sosial Ilmu Politik Jakarta	2019	KYC Onboarding Head
7	Chandra Murprabowo Mudjib	S1	Institut Teknologi Sepuluh Nopember	2019	Corporate Banking Business Planning Head
8	Riyanthi Annisaa	S2	Macquarie University	2019	Corporate Banking Loan Reviewer Head
9	Fifi	S1	Tokyo International University	2019	Credit Analyst Corporate Banking Head
10	Hendra Kuncoro Jati	S2	University of Technology Sydney	2019	Corporate Credit Middle Office Head
11	Theodora Ikke Gratcia	S1	Universitas Indonesia	2021	Transaction Legal Team Head
12	Wibowo Kurniawan	S1	Universitas Bina Nusantara	2019	Corporate Banking Solution Head
13	Ir Nathan Christianto	S2	University of Tokyo	2019	Head of Wholesale, Commercial & Transaction Banking
14	Jevan Purnawan	S2	University of Manchester	2019	Transaction Banking & Supply Chain Head
15	Moses Ronald Supardi	S3	Leiden University	2019	Wholesale Banking Head
16	Warni	S1	STBA Persada Bunda Pekanbaru	2019	Commercial Banking & WFB Head
17	Ahmad Zacky Hendarman	S1	Institut Teknologi Bandung	2019	Wholesale Banking Business Planning Head
18	Adityo Haryono	S1	Boston University	2020	Structured Finance Head
19	Denti Irfiano Irman	S2	Monash University	2019	Syndications & ESG Solutions Head
20	Wiwig Wahyu Santoso	S2	CSU Fullerton	2019	Head of Treasury
21	So Hirahara	S1	Kyushu University	2023	Treasury ALM & Planning Head
22	Adi Erianto	S2	Monash University	2019	Treasury Assets & Liabilities Management Head
23	Rhendy Soemitro Zoro	S2	Institut Teknologi Bandung	2023	Treasury Trading Head
24	Slamet Riyadi S.	S1	Perbanas Institute	2019	Treasury Marketing Head
25	Dadang Suryana	S2	Institut Teknologi Bandung	2024	Treasury Marketing Head
26	Sutan Alamsaputra Ad	S1	Universitas Indonesia	2019	Treasury Planning Head
27	Iman Nurman	S2	Institut Teknologi Bandung	2022	Treasury Products Management Head
28	Jeffrey Cheanandro Tjoeng	S1	Oklahoma State University	2020	Head of Business Banking
29	Ririn Rianti	S1	Institut Pertanian Bogor	2014	Business Banking Credit Risk Head
30	Novri Irza Hidayattullah	S1	Universitas Gadjah Mada	2019	Business Banking Governance, Process & Middle Office Head
31	Margareth P. Santosa	S2	Universitas Indonesia	2019	SME Head
32	Anita Natalia	S1	Universitas Trisakti	2013	Business Banking Strategy Head
33	Charles Anthony Bunaidi	S1	Pensacola Christian College	2022	Business Banking Digital Head
34	Dicky Deniawan	S1	Universitas Indonesia	2019	Business Banking Remedial Head

Profile of Executive Officers

No	Name	Education	University	First Joined SMBCI	Position
35	Ngo Yuliana	S1	Unika Atma Jaya	2025	Business Banking Product & Program Head
36	Takeshi Nishimura	S1	Ritsumeikan University	2023	Business Banking Cross Collaboration Head
37	Kamaluddin	S1	Universitas Indonesia	2021	Tax Management Head
38	Arif Suseno	S1	Universitas Indonesia	2019	Financial Controller
39	Hendra Gunawan	S1	Universitas Tarumanagara	2021	Retail Banking and O&T Business Finance Head
40	Lia Asoka	S1	Unika Atma Jaya	2021	Finance Risk, Control & Governance Head
41	Elsa Ariany Setyadi	S1	Universitas Tarumanagara	2023	Financial Planning & Performance Head
42	Yuki Katsuhara	S1	Ritsumeikan University	2024	Sustainable Business Strategy Head
43	Sendiaty Sondy Se	S1	Universitas Trisakti	2012	Head of Risk Management
44	Wahyu Nugroho Y.A.S	S2	Perbanas	2021	Portfolio Management & Policy Head
45	Heru Rustanto, SE	S2	Universitas Tarumanagara	2014	Anti Financial Crime Head
46	Deni	S2	Universitas Indonesia	2019	Market & Liquidity Risk Management Head
47	Keisuke Heima	S2	Kyoto University	2022	Integrated Risk Management Head
48	Buyung Bachtiar	S1	Universitas Bina Nusantara	2019	Cyber Security Risk Management Head
49	Tasuku Tanaka	S1	The University of Tokyo	2023	Credit Risk Head
50	Jenny Susanto	S1	Monash University	2019	Credit Head
51	Eddy Satria Nugraha Sembiring	S2	Universitas Prasetiya Mulya	2019	Commercial Banking Credit Risk Head
52	Bambang Harjono	S2	National University of Singapore	2025	Commercial Banking Credit Risk Head
53	Tubagus Dimas Andriadie	S2	Institut Pertanian Bogor	2019	Risk Management Consolidation Head
54	Hari Suci Yuliastuti, SH	S1	Universitas Gadjah Mada	2019	Anti Money Laundering & CFT Head
55	Butet Sondang Sitepu	S2	Universitas Gadjah Mada	2009	Compliance Head
56	Eneng Yulie Andriani	S2	Universitas Indonesia	2019	Corporate Secretary Head
57	Argo Wibowo	S2	Universitas Indonesia	2011	General Counsel
58	Andrie Darusman	S1	Universitas Indonesia	2015	Communications & Daya Head
59	Nezu Emiri	S1	Ritsumeikan University	2024	AML Group Governance Head
60	Arif Muhammad Fatwaddin	S1	Universitas Mataram	2013	Operations Transaction Center Head
61	Radhar Hasti Handayani	S1	Universitas Katolik Parahyangan	2008	Operations Development Head
62	Ridwan Nugraha	S2	Unika Atma Jaya	2011	Shared Services Operations Head
63	Joko	S2	Institut Teknologi Bandung	2015	Strategic Planning & Operations Control Head
64	Puri Andiyapuri Agustinar	S1	Universitas Padjadjaran	2019	Reporting, Settlement & Access Management Head
65	Jufri	D3	Alexander College	2013	IT Data Management Head
66	Andi Febri Cahyo	S2	Universitas Indonesia	2008	IT Retail Banking & Corporate Functions Enablement Head
67	Akihiro Nishimura	S2	Institute of Science Tokyo	2025	IT Corporate Banking Enablement Head
68	Joko Kurniawan	S1	Universitas Bina Nusantara	2010	IT Digital Service Enablement Head
69	Akira Kuwata	S2	Keio University	2023	IT Governance Management Head
70	Iman Triono	S2	Gunma University	2019	IT Transaction Management Head

No	Name	Education	University	First Joined SMBCI	Position
71	Frenky Guslove	S1	President University	2015	Digital Banking Platform Enablement Head
72	Mira Fitria	S2	The London School of Economic and Political Science	2020	Head of Human Resources
73	Deni Yudi Syahputra	S2	London Metropolitan University	2025	HRBP Head
74	Denty Avianty	S2	Universitas Indonesia	2015	Strategic HR Management Head
75	Mirna Reniwati Harahap	S1	University of Missouri	2025	HRBP Support Functions & Talent Acquisition Head
76	Paskalius	S1	Universitas Bina Nusantara	2021	HR Shared Services Head
77	Debbie Gracia Retnoningsih	S2	Arizona State University	2015	HRBP Head
78	Myrna May Witarka	S2	Strathclyde University	2022	HR Project Specialist
79	Anke Subandy	S2	Edith Cowan University	2024	Head of Internal Audit
80	Willy Johan Widjaja S.	S2	Bina Nusantara	2016	Audit Head
81	Stephannie Sally Winata	S1	Universitas Pelita Harapan	2025	Professional Practices & Integrated Internal Audit Head
82	Dessy Natalia	S1	STIE Malangkucecwara	2012	Audit Head
83	Stefanus Rudy Kristianto	S1	Institut Pertanian Bogor	2013	Audit Head
84	Bernanta Budi Danardana	S1	Universitas Indonesia	2019	Audit Head
85	Purnomo B. Soetadi	S3	Universitas Padjadjaran	2022	Head of Retail Lending Business
86	Tri Sujatioadi	S1	Institut Teknologi Bandung	2010	Digital & Business Solution Head RLB
87	Ari Purnomo	S2	Royal Melbourne Institute of Technology	2024	Micro Business & Joint Finance Head
88	Alfin Mufianto	S1	Universitas Padjajaran	2012	Sales Management & Capability Head RLB
89	Rolly Yudhistira Dimassetya	S2	Erasmus University Rotterdam	2025	Product & Portfolio Management Head RLB
90	Helena	S1	Institut Pertanian Bogor	2008	Head of WM Business and Network & Distribution
91	Rudyanto Kemal	S1	Universitas Gadjah Mada	2009	Sales Management Head WMB
92	Aegeus Hutama Soewito	S2	Universitas Indonesia	2020	Wealth Product Management Head WMB
93	Chairul Sani	S1	Universitas Islam Sumatera Utara	2009	Sales Distribution WMB & National Distribution Head
94	Elvie Iskandar	S1	Universitas Tarumanagara	2008	Liabilities & Digital Management Head WMB
95	Sanny Kumalasari	S2	Unika Atma Jaya	2019	Customer Experience Head WMB
96	Jacqueline Wirawan	S1	Universitas Trisakti	2025	Network & Distribution Head
97	Irwan Sutjipto Tisnabudi	S1	The University of New South Wales	2016	Head of Digital Banking
98	Neni Veronica	S1	Universitas Katolik Parahyangan	2024	Digital Banking Partnership Head
99	Salvy Gunawan	S1	Curtin University	2021	Digital Banking Business Performance & Cust Value Mgmt Head
100	Anita Ekasari. C	S2	Universitas Bina Nusantara	2016	Jenius Business Stream Head
101	Febri	S2	Universitas Prasetiya Mulya	2015	Digital Banking Product & Innovation Head
102	Citra Paramita	S2	Universitas Prasetiya Mulya	2022	Retail Banking Digital Strategy Head
103	Erliana Tandoko	S1	Institut Pertanian Bogor	2015	Retail Banking Strategy & Planning Head

Employee Statistics

Until the end of fiscal year 2025, SMBC Indonesia had a total headcount of 6,139 with details as follows:

Total Employees based on Employment Status

Employment Status	2025	2024	2023
Permanent	5,903	6,196	6,346
Contract	236	295	290
Total	**6,139**	**6,491**	**6,636**

Total Employees based on Gender

Gender	2025	2024	2023
Male	3,388	3,570	3,695
Female	2,751	2,921	2,941
Total	**6,139**	**6,491**	**6,636**

Total Employees based on Education Level

Education	2025	2024	2023
< D1-D3/Academy	661	760	844
S1/Bachelor's degree	5,107	5,379	5,467
S2-S3/Master's degree	371	352	325
Total	**6,139**	**6,491**	**6,636**

Total Employees based on Position Grade

Position Grade	2025	2024	2023
Grade 2-7 (Clerical)	734	961	1,224
Grade 8-9 (Officer/Supervisor)	1,444	1,600	1,590
Grade 10-13 (Management)	2,980	2,983	2,891
Grade 14-15 (Senior Management)	783	750	743
Grade 16-18 (Top Management)	189	187	178
Grade BOM (Board Management)	9	10	10
Total	**6,139**	**6,491**	**6,636**

Number of Employees based on Years of Service

Years of Services	2025	2024	2023
0 - < 1 Year	790	918	1,222
> 1 - < 3 Years	938	1,033	758
> 3 - < 5 Years	586	830	933
> 5 - < 10 Years	1,474	1,407	1,758
> 10 - < 20 Years	2,228	2,134	1,763
> 20 Years	123	169	202
Total	**6,139**	**6,491**	**6,636**

Total Employees based on Directorate/Division

Directorate/Division	2025	2024	2023
Alignment & Synergy Planning	-	8	-
Chief Strategy Officer Office	11	-	-
Business Banking	509	511	559
Corporate Banking - Japanese	173	162	115
Credit Risk	-	-	74
Digital Banking	302	458	461
Executive Secretary to Retail Banking Director	-	-	1
Human Resources	135	136	107
Internal Audit	70	63	59
Kepatuhan & Legal	138	117	119
Keuangan & Perencanaan	84	85	88
Manajemen Risiko	90	97	56
Network & Distribution	1,393	-	-
Operations	-	-	2,367
Operasional & Teknologi	1,058	948	-
Retail Banking Analytics, Planning & Process Excellence	-	-	38
Retail Banking Risk	783	769	632
Retail Banking Strategy & Planning	55	43	-
Retail Lending Business	774	895	935
Secretary to Deputy President Director	-	-	1
Sustainable Business Strategy	5	2	-
Teknologi Informasi	-	-	475
Treasury	44	42	40
Wealth Management Business and Network & Distribution	-	1,970	331
Wealth Management Business	319	-	-
Wholesale Banking	196	185	178
Total	**6,139**	**6,491**	**6,636**

Total Employees based on Age

Age	2025	2024	2023
< 25 Years	176	235	228
25-29 Years	801	907	1,000
30-34 Years	1,163	1,325	1,443
35-39 Years	1,456	1,571	1,655
40-44 Years	1,390	1,339	1,272
45-49 Years	724	672	601
50-54 Years	403	417	417
55-59 Years	25	23	19
> 60 Years	1	2	1
Total	**6,139**	**6,491**	**6,636**

Ultimate and Controlling Shareholders

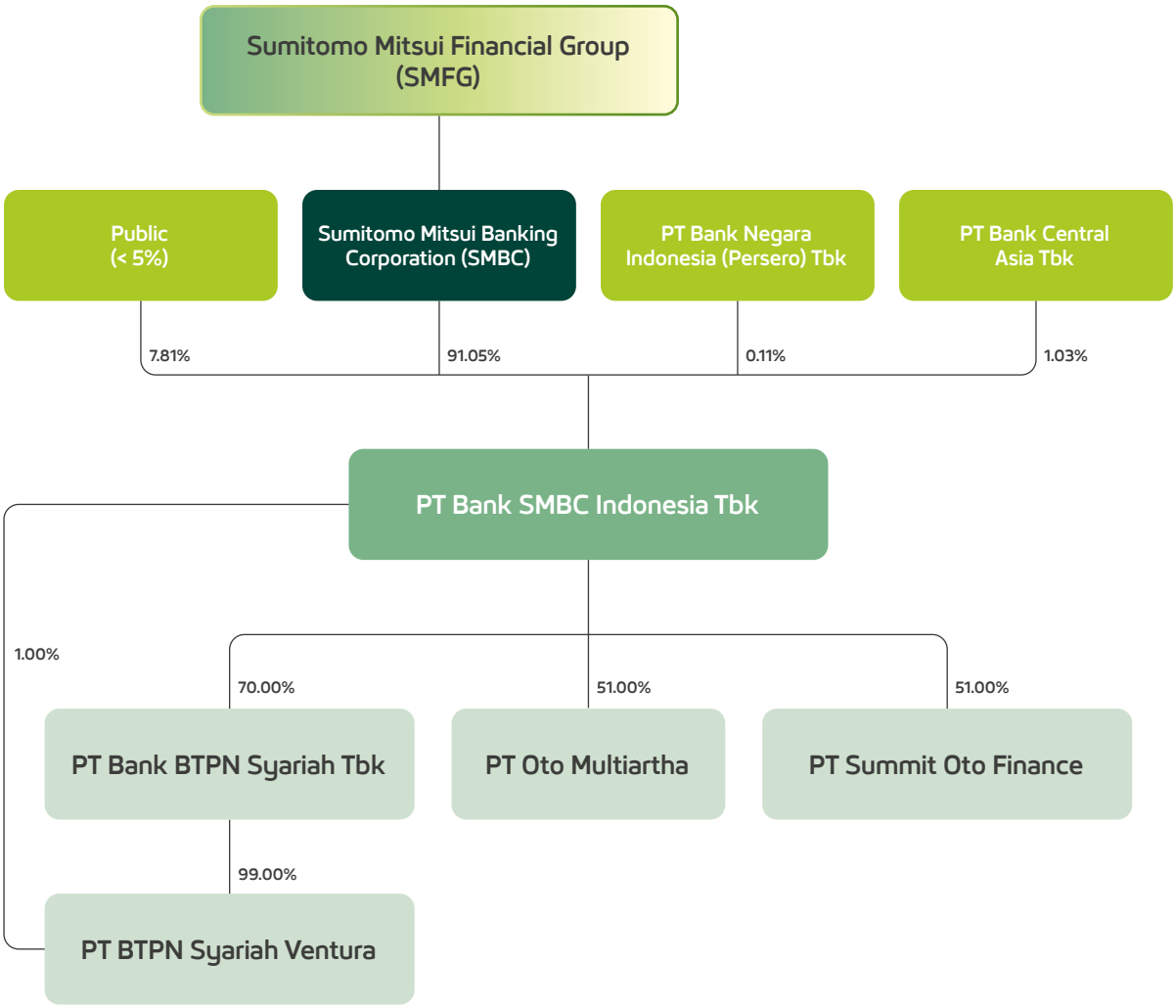

As of 31 December 2025

Note:

Ultimate Shareholders

Controlling Shareholders

Ultimate Shareholders

SUMITOMO MITSUI FINANCIAL GROUP

Sumitomo Mitsui Financial Group, Inc ("SMFG"), established on 2 December 2002 as the parent entity of Sumitomo Mitsui Banking Corporation ("SMBC"), is the Ultimate Shareholder of SMBC Indonesia. SMFG shares are listed on the Tokyo Stock Exchange (First Section) and Nagoya Stock Exchange (First Section).

The Business Mission of SMFG is to grow and prosper together with customers by providing services of higher value to the customers; to maximize the value of the shareholders through sustainable business growth as well as to create a working environment that supports and respects diligent and highly motivated employees.

With the Head Office in Tokyo, SMFG operates in the management of banking subsidiaries and other companies that can be treated as subsidiaries based on the provisions of Japanese Banking Laws. In addition, SMFG carries out ancillaryfunctions, as well as functions that can be executed by banking holding companies under the regulations of the Japanese Banking Laws.

Companies within the SMFG business group are mainly operating in commercial banking through such financial services as follows: leasing, securities, consumer financing, finance, system development data processing and asset management

For further information, please visit

www.smfg.co.jp.

Controlling Shareholders

SUMITOMO MITSUI BANKING CORPORATION

Sumitomo Mitsui Banking Corporation ("SMBC") was established in April 2001 through the merger of two prominent banks: The Sakura Bank Limited and the Sumitomo Bank Limited. Sumitono Mitsui Financial Group, Inc. was established in December 2002 as a bank holding company through a share transfer, and SMBC became fully owned by SMFG. In March 2003, SMBC merged with The Wakashio Bank, Ltd.

Headquartered in Tokyo, Japan, SMBC is one of the biggest banks in Japan with its business network spanning some regions of the world, such as Australia, Europe, Canada, Brazil, and Indonesia. SMBC and its group of companies offer various financial services that focus on banking.

SMBC has banking business in countries other than its home, Japan. They are also engaged in such other lines of business as leasing, securities, credit cards, consumer finance, and other related credit businesses.

In Indonesia, aside from SMBC Indonesia, SMBC also retains investment in several other companies, namely PT SMFL Leasing Indonesia, PT Ina Sekuritas Indonesia (previously as PT Nikko Sekuritas Indonesia), and PT SBCS Indonesia.

For further information, please visit

www.smbc.co.jp.

SHAREHOLDERS COMPOSITION AS OF DECEMBER 31, 2025

Shareholders	Number of Shares	Percentage (%)
Sumitomo Mitsui Banking Corporation	9,692,826,975	91.05
PT Bank Central Asia Tbk	109,742,058	1.03
PT Bank Negara Indonesia (Persero) Tbk	12,007,137	0.11
Public (<5%)	831,369,578	7.81
Total	**10,645,945,748**	**100.00**

COMPOSITION OF 20 LARGEST SHAREHOLDERS

No	Shareholders	Number of Shares	Percentage (%)
1	Sumitomo Mitsui Banking Corporation	9,692,826,975	91.05
2	UBS AG London Branch Equities House -214	400,000,000	3.76
3	Barclays Capital Securities Limited SBL	200,012,900	1.88
4	Citigroup Global Market LTD S/A CGML PRO	200,000,000	1.88
5	PT Bank Central Asia Tbk	109,742,058	1.03
6	PT Bank Negara Indonesia (Persero) Tbk	12,007,137	0.11
7	Christian Santoso	1,673,600	0.02
8	Henry Gunawan Cahyono Putro	1,600,100	0.02
9	Caceis Bank, Ireland Branch / NICHEJUNGL	1,461,566	0.01
10	Jany Candra	1,202,400	0.01
11	Cayuga Pacific Group Limited	1,177,500	0.01
12	Engelbert Winoto	1,173,700	0.01
13	Kamajaya	934,700	0.01
14	Ir Ongki Wanadjati Dana	860,804	0.01
15	Linda Sulistyaningsih, BCS	665,000	0.01
16	Liong Juen Fat	603,300	0.01
17	PT Bank BTPN Tbk	550,000	0.01
18	Djoko Susanto	542,500	0.01
19	PT Timur Nusa Niagajaya	472,100	0.00
20	Yansen Lokanata	364,100	0.00

NUMBER OF SHAREHOLDERS ≥ 5%

Shareholders	Number of Shares	Percentage (%)
Sumitomo Mitsui Banking Corporation	9,692,826,975	91.05

NUMBER OF SHAREHOLDERS < 5%

Shareholders	Number of Shares	Percentage (%)
PT Bank Central Asia Tbk	109,742,058	1.03
PT Bank Negara Indonesia (Persero) Tbk	12,007,137	0.11
Public (<5%)	831,369,578	7.81

Controlling Shareholders

NUMBER OF SHAREHOLDERS BY CLASSIFICATION

Shareholders	Number of Shares	Percentage (%)
Foreign Ownership	10,496,008,649	98.59
· Foreign Companies	10,495,816,649	98.59
· Foreign Individuals	192,000	0.00
Local Ownership	149,937,099	1.41
· Bank	122,299,195	1.15
· Pension Funds	117,500	0.00
· Indonesian Individuals	26,226,545	0.25
· Limited Liability Companies	1,093,559	0.01
· Mutual Funds	200,300	0.00
Total	**10,645,945,748**	**100**

SHARE OWNERSHIP OF THE BOARD OF COMMISSIONERS AND THE BOARD OF DIRECTORS

Direct

None of the members of the Board of Commissioners of the Bank own shares in SMBC Indonesia. However, some members of the Board of Directors of the Bank directly share ownership in SMBC Indonesia, and the direct share ownership comes from the Material Risk Taker program.

Name	Number of Shares	Percentage (%)	Status
Board of Commissioners			
Chow Ying Hoong	0	0	President Commissioner
Takeshi Kimoto	0	0	Commissioner
Ninik Herlani Masli Ridhwan	0	0	Independent Commissioner
Onny Widjanarko	0	0	Independent Commissioner
Marita Alisjahbana	0	0	Independent Commissioner
Kusumaningtuti Sandriharmy Soetiono	0	0	Independent Commissioner
Board of Directors			
Henoch Munandar	176,756	0.002	President Director
Jun Saito	0	0	Deputy President Director
Michellina Laksmi Triwardhany	0	0	Deputy President Director
Dini Herdini	121,572	0.001	Compliance Director
Atsushi Hino	3,000	0.000	Director
Merisa Darwis	225,358	0.002	Director
Hanna Tantani	151,154	0.001	Director
Yuki Terayama	0	0	Director

Indirect

All members of the Board of Commissioners and the Board of Directors of the Bank have no indirect ownership of SMBCI shares. However, some members of the Board of Directors of the Bank have direct ownerships of shares, as disclosed in the table above.

List
of Subsidiaries



Name of Company
PT Bank BTPN Syariah Tbk

Ownership
70%

Line of Business
Sharia Banking

Type Legal Entity
Limited Liability Company

Head Office Address
SMBC Tower, 12th Floor
Mega Kuningan CBD
Jl. Dr. Ide Anak Agung Gde Agung, Kav. 5.5-5.6, South Jakarta 12950

Total Assets 2025
Rp22,751,076,000,892

Operation Status
Operational

Name of Company
PT BTPN Syariah Ventura

Ownership
- Direct Ownership: 1% (based on Notarial Deed No. 02, dated June 2, 2022)
- Indirect Ownership through PT Bank BTPN Syariah Tbk: 69.3%

Line of Business
Capital Venture

Type Legal Entity
Limited Liability Company

Head Office Address
Jl. Radio Dalam No. 100
Kebayoran Baru - South Jakarta

Total Assets 2025
Rp262,161,911,360

Operation Status
Operational

Name of Company
PT Oto Multiartha

Ownership
51%

Line of Business
Financing

Type Legal Entity
Limited Liability Company

Head Office Address
Gedung Summitmas II Lt. 18
Jl. Jenderal Sudirman Kav. 61-62
Jakarta 12190

Total Assets 2025
Rp13,463,293,589,554

Operation Status
Operational

Name of Company
PT Summit Oto Finance

Ownership
51%

Line of Business
Financing

Type Legal Entity
Limited Liability Company

Head Office Address
Gedung Summitmas II Lt. 8
Jl. Jenderal Sudirman Kav. 61-62
Jakarta 12190

Total Assets 2025
Rp16,584,896,254,102

Operation Status
Operational

Areas of Operation

OFFICE NETWORK

Description	Total
Operational Head Office	1
Non-Operational Regional Office	9
Branch office	57
Sub-Branch Offices	164
Functional Office	
· Operational Functional Office	0
· Non-Operational Functional Office	0
Total Office Network	231
ATM	208
TCR	0
Payment Point	0
Total Office Network & ATM	439

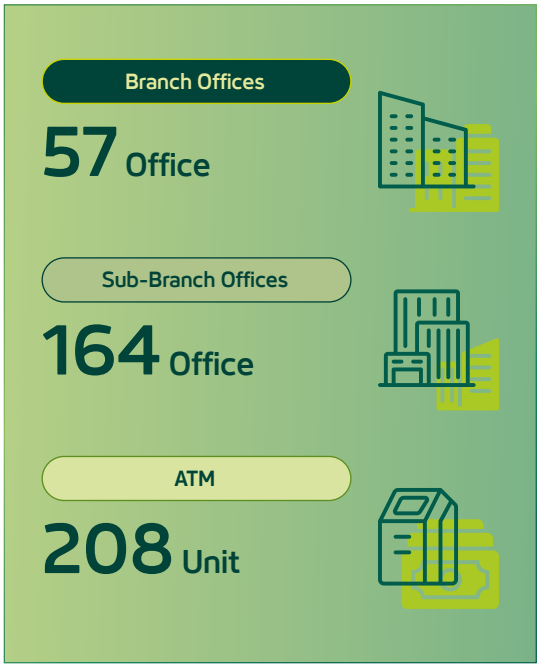

BRANCH OFFICE ADDRESS

No	Branch Office	Address	Telephone	Facsimile
1	Ahmad Yani	Jl. Ahmad Yani No. 618, Kel. Babakan Surabaya, Kec. Kiara Condong, Bandung	0227231129	(022) 7278900, 7278901
2	Bandung	Jl. Lengkong Besar No. 38, Kel. Cikawao, Kec. Lengkong, Bandung	0224205397	(022) 4207583
3	Garut	Jl. Merdeka No. 84, Blok A, Kel. Haur Panggung, Kec. Tarogong Kidul, Garut	0262232092	(0262) 235447
4	Tasikmalaya	Jl. KH.Z.Mustofa No. 289, Kel. Kahuripan, Kec. Tawang, Tasikmalaya	0265336786	(0265) 332049
5	Sukabumi	Jl. R.E. Martadinata No. 53, Kel. Cikole, Kec. Cikole, Sukabumi	0266221053	(0266) 221184
6	Cirebon	Jl. Dr Wahidin Sudirohusodo No. 72, Kel. Sukapura, Kec. Kejaksan, Cirebon	0231208224	(0231) 209591
7	Juanda	Jl. Ir. H. Juanda No. 8, Kel. Citarum, Kec. Bandung Wetan, Bandung	0224268100	(022) 4206749
8	Jakarta	Jl. Gunung Sahari Raya No. 87, Kel. Gunung Sahari Selatan, Kec. Kemayoran, Jakarta Pusat	02129226200	(021) 4204150
9	Wisma Indomobil 2	Wisma Indomobil 2, Jl. MT Haryono Kav 9, Kel. Bidara Cina, Kec. Jatinegara, Jakarta Timur	0218573535	(021)8573535
10	Bogor	Jl. Raya Pajajaran No. 63, Kel. Bantarjati, Kec. Bogor Utara, Bogor	02518373148	(0251) 373151/2
11	Serang	Jl. KH. Tb. A. Khatib No. 43, Kel. Cipare, Kec. Serang, Serang	0254208794	(0254) 208794

No	Branch Office	Address	Telephone	Facsimile
12	Kebayoran Baru	Jl. Petogogan II No. 6-8, Blok A, Kel. Pulo, Kec. Kby. Baru, Jakarta Selatan	0212702682	(021) 2702782, 72795313
13	Cililitan	Jl. Dewi Sartika No. 46 Kel. Cililitan, Kec. Kramat Jati, Jakarta Timur	02180875106	(021) 80875106
14	Panglima Polim	Jl. Panglima Polim Raya No. 67 A-B, Kel. Melawai, Kec. Kebayoran Baru, Jakarta Selatan	02172788135	(021) 7234377
15	Pontianak	Jl. Gajah Mada No. 153-157, Kel. Benua Melayu Darat, Kec. Pontianak Selatan, Pontianak	0561748236	(0561) 761529, 760058
16	Depok	Jl. Margonda Raya No. 77, Kel. Pancoran Mas, Kec. Pancoran Mas, Depok	0217777357	(021) 7777358
17	Banjarmasin	Jl. Jend A. Yani No. 240 Km 3,5, Kel. Karang Mekar, Kec. Banjarmasin Timur, Banjarmasin	05113256913/ 05113256915	(0511) 3256916
18	Samarinda	Jl. Pahlawan No. 88 - 89, Kel. Dadi Mulya, Kec. Samarinda Ulu, Samarinda	0541201030/ 0541202526	(0541) 200930
19	Palangkaraya	Jl. Cilik Riwut KM. 1 No. 30, Kel. Palangka, Kec. Jekan Raya, Palangkaraya	05363242679	(0536) 3242492
20	Balikpapan	Jl. Ahmad Yani No. 10, Kel. Gunung Sari Ilir, Kec. Balikpapan Tengah, Balikpapan	0542428100/ 0542420699	(0542) 417676
21	Magelang	Jl. Diponegoro No. 18, Kel. Magelang, Kec. Magelang Tengah, Magelang	0293362425	(0293) 363431
22	Semarang	Jl. MT. Haryono No. 715, Kel. Wonodri, Kec. Semarang Selatan, Semarang	0248454593/ 0248416744	(024) 8454591, 8319135
23	Kudus	Jl. Jend Sudirman No. 117 A, Kel. Nganguk, Kec. Kota Kudus, Kudus	0291439286/ 0291437329	(0291) 435002
24	Tegal	Jl. Dr. Soetomo No. 24, Kel. Pekauman, Kec. Tegal Barat, Tegal	0283352520	(0283) 352522
25	Yogyakarta	Jl. Jenderal Sudirman No. 3, Kel. Cokrodiningratan, Kec. Jetis, Yogyakarta	02745059131/ 02745059132	(0274) 370137
26	Surakarta	Jl. Brigjen Slamet Riyadi No. 526, Kel. Kerten, Kec. Laweyan, Surakarta	0271719203/ 0271743467/ 0271724582	(0271) 724580, 715668, 722630
27	Purwokerto	Jl. Wiriaatmaja No. 16, Kel. Kedungwuluh, Kec. Purwokerto Barat, Banyumas	0281640680	(0281) 632037
28	Surabaya	Jl. Indrapura No. 1 EFG, Kel. Krembangan Selatan, Kec. krembangan, Surabaya	0313533054	(031) 3532035
29	Kertajaya	Jl. Kertajaya No. 30, Kel. Kertajaya, . Gubeng, Surabaya	0315029416	(031) 5019484
30	Denpasar	Rukan Dewata Square No. A21-A23 Dangin Puri Klod Denpasar Timur, Jl. Letda Tantular No. 1, Denpasar	0361237144/ 0361233344	(0361) 233336
31	Mataram	Jl. Pejanggik No. 86, Kel. Cakranegara, Kec. Mataram, Mataram	0370629844/ 0370629845	(0370) 629847
32	Kupang	Jl. Tompelo No. 21, Kel. Oetete, Kec. Oebobo, Kupang	0380825576	(0380) 833368
33	Diponegoro	Jl. Ciliwung No. 9, Kel. Darmo, Kec. Wonokromo, Surabaya	0315621080/ 0315664202	(031) 5621080,5621030
34	Malang	Jl. Jaksa Agung Suprapto No. 63, Kel. Samaan, Kec. Klojen, Malang	0341362963	(0341) 340413
35	Madiun	Jl. Salak Raya No. 65, Kel. Taman, Kec. Taman, Madiun	0351453310/ 0351467466/ 0351453311	(0351) 453311
36	Jember	Jl. Kalimantan No. 18-A, Kel. Sumbersari, Kec. Sumbersari, Jember	0331321717	(0331) 335701
37	Kediri	Jl. Brigjen Katamso No. 32, Kel. Kampung Dalem, Kec. Kota, Kediri	0354683901/ 0354685990	(0354) 673553

Areas of Operation

No	Branch Office	Address	Telephone	Facsimile
38	Medan	Jl. Putri Hijau No. 20, Kel. Kesawan, Kec. Medan Barat, Medan	0614151655	(061) 4151711, 4522566
39	Pematang Siantar	Jl. Sutomo No. 5/II, Kel. Proklamasi, Kec. Siantar Barat, Pematang Siantar	062221762	(0622) 431957
40	Sibolga	Jl. Putri Runduk No. 10, Kel. Pasar Belakang, Kec. Sibolga Kota, Sibolga	063121112	
41	Padang	Jl. Khatib Sulaiman No. 45, Kel. Lolong Belanti, Kec. Padang Utara, Padang	07517050655	(0751) 446360
42	Bukittinggi	Jl. Profesor M. Yamin No. 9 A/B/C/D, Kel. Aur Kuning, Kec. Aur Birugo Tigo Baleh, Bukittinggi	07528100568	(0752) 8100568
43	Batam Kota	Komplek Raflesia Business Centre Blok G No. 1, Jl. Raja Haji Filsabillillah, Batam	07784173224	(0778) 4173224, 4173225, 4173226
44	Pekanbaru	Jl. Jenderal Sudirman No. 484 C,D,E,F, Kel. Jadirejo, Kec. Sukajadi, Pekanbaru	0761839680	(0761) 839609
45	Jambi	Jl. Prof. M Yamin, SH No. 32-34, Kel. Payo lebar, Kec. Jelutung, Jambi	0741668661/ 0741668849	(0741) 668596
46	Zainul Arifin	Jl. K.H. Zainul Arifin No. 25, Kel. Madras Hulu, Kec. Medan Polonia, Medan	0614574034	(061) 4574022
47	Bandar Lampung	Jl. Wolter Mongonsidi No. 15, Kel. Gotong Royong, Kec. Tanjung Karang Pusat, Bandar Lampung	0721267445/ 0721267447	(0721) 267448
48	Palembang	Jl. Jend. Sudirman No. 16, Kel. 20 Ilir D.IV, Kec. Ilir Timur I, Palembang	0711360548/ 0711361911	(0711) 360549
49	Bengkulu	Jl. Jenderal Ahmad Yani No. 925, Kel. Jitra, Kec. Teluk Segara, Bengkulu	073627692	(0736) 28769
50	Makassar	Jl. Gunung Bawakaraeng No. 170-176, Kel. Barana, Kec. Makassar, Makassar	0411458585	
51	Parepare	Jl. Sultan Hasanuddin No. 12 & 13, Kel. Ujung Sabbang, Kec. Ujung, Parepare	042124582	(0421) 22943
52	Manado	Jl. Dr. Samratulangi No. 100-102, Kel. Tanjung Batu, Kec. Wanea, Manado	0431854102	(0431) 864401, 866615
53	Ternate	Jl. Hasan Esa No. 87, Kel. Tanah Tinggi, Kec. Ternate Selatan, Ternate	09213110787	
54	Kendari	Jl. Dr. Samratulangi No. 10, Kel. Mandonga, Kec. Mandonga, Kendari	04013123819	(0401) 3129111
55	Palu	Jl. Prof. M Yamin No. 114, Kel. Taturu Utara, Kec. Palu Selatan, Palu	0451454565	(0451) 454054
56	Ambon	Jl. Anthony Rhebok No. 41, Kel. Honipopu, Kec. Sirimau, Ambon	09113828453/ 09113839725	
57	Jayapura	Jl. Raya Abepura – Kotaraja No. 51A – 51B, Kel. Wahno, Kec. Abepura, Jayapura	0967583246/ 0967583245	(0967) 531323

BUSINESS PARTNER NETWORK

Business Partner	Total	
	Direct Appointment	Tender
Individual		
· Domestic	20	9
· Foreign	0	0
Institusional		
· Domestic	178	215
· Foreign	14	3
Sub Total	**212**	**227**

Membership in Associations

Association	Position
Indonesian Issuers Association	Member
National Banks Association (PERBANAS)	Member
Banking Compliance Director Communication Forum (FKDKP)	Member
Payment Systems Association (ASPI)	Member
Indonesian Corporate Secretary Association (ICSA)	Member
Indonesia Sustainable Finance Initiative (IKBI)	Member
Indonesia Business Coalition for Women Empowerment	Member
Banking Operational Directors Communication Forum (FKDOP)	Member

Chronology of Shares Listing

The chronology of SMBC Indonesia's shares listing on the Indonesia Stock Exchange is presented in the table below:

Date of Listing	Corporate Action	Nominal/Share (Rp)	Exercise Price	Additional Shares	Total Shares
12 March 2008	Initial Offering	100	2,850	267,960,220	943,936,190
10 December 2010	Public Offering with Right Issue I	100	-	188,787,238	1,132,723,428
28 March 2011	Stock Split	20	-	-	5,663,617,140
14 March 2012	Additional Shares from IFC Loan Conversion	20	-	176,670,117	5,840,287,257
23 May 2016	Shares Buy Back	20	-	-	5,840,287,257
1 February 2019	Total Addition from BSMI Shareholder	20	-	-	8,148,916,869
26 August 2019	Fulfillment of Fee Float Stock Terms	20	3,600	400,000,000	8,148,928,869
31 December 2019	MESOP 2015:		-	-	
	Stage I	20	-	-	
	Stage II	20	-	-	
	Stage III	20	-	-	
	Stage IV	20	-	-	
	Stage V	20	-	-	
	Stage VI	20	-	-	
31 December 2021	MESOP 2016:				
	Stage I	20	2,617	10,670,600	
	Stage II	20	2,617	1,112,900	
	Stage III	20	2,617	12,000	
	Stage IV	20	2,617	3,000	8,148,931,869
	Stage V	20	2,617	-	
	Stage VI	20	2,617	175,000	8,149,106,869
22 February 2024	Withdrawal of Treasury Stock	20	-	-	8,056,814,671
26 February 2024	Public Offering with Right Issue II	20	2,600	2,589,131,077	10,645,945,748

Chronology of Other Securities Listing

Name of Obligation	Date of Issue	Principle Value	Interest	Currency	Maturity Date	Rating		Rating Period
						2025	2024	
Public Offering of Shelf Registered Bonds V Bank BTPN with Fixed Interest Rate Phase I Year 2024 A Series	8 July 2024	114.755.000.000	7,00	IDR	5 July 2027	idAAA	idAAA	7 March 2025 – 1 March 2026
Public Offering of Shelf Registered Bonds V Bank BTPN with Fixed Interest Rate Phase I Year 2024 B Series	8 July 2024	240.305.000.000	7,10	IDR	5 Juli 2029	idAAA	idAAA	7 March 2025 – 1 March 2026
Public Offering of Shelf Registered Bonds V Bank SMBC with Fixed Interest Rate Phase Ii Year 2024 A Series	18 December 2024	429.910.000.000	6,70	IDR	17 Desember 2027	idAAA	idAAA	7 March 2025 – 1 March 2026
Public Offering of Shelf Registered Bonds V Bank SMBC Indonesia with Fixed Interest Rate Phase II Year 2024 B Series	18 December 2024	966.505.000.000	6,95	IDR	17 Desember 2029	idAAA	idAAA	7 March 2025 – 1 March 2026
Public Offering of Shelf Registered Bonds V Bank SMBC Indonesia with Fixed Interest Rate Phase III Year 2025 A Series	3 September 2025	670.650.000.000	6,10	IDR	2 September 2028	idAAA	-	7 March 2025 – 1 March 2026
Public Offering of Shelf Registered Bonds V Bank SMBC Indonesia with Fixed Interest Rate Phase III Year 2025 B Series	3 September 2025	145.400.000.000	6,20	IDR	2 September 2030	idAAA	-	7 March 2025 – 1 March 2026

Public Accounting Firm 2025

Name	KAP Siddharta Widjaja & Rekan (a member firm of KPMG International Limited)
Address	Jakarta Mori Tower Lantai 35 Jl. Jend. Sudirman Kav. 40-41, Jakarta 10210
Telephone	+62 (0) 21 574 2333 / 2888
Assignment Period	Year 2025
Audit Services Provided	Financial Statement Audit 31 December 2025
Fees*)	Rp9,200,000,000
Non-Audit Services Provided	Services for Agreed-Upon Procedures (AUP) to Meet Custodian Bank Regulations
Fees*)	Rp85,000,000

Notes:
*) excluding VAT and out-of-pocket

Name and Address of Capital Market and/or Supporting Institutions

INDEPENDENT AUDITOR

Public Accountant Firm of Siddharta Widjaja & Rekan
(member of KPMG International)
Jakarta Mori Tower 35th Floor
Jl. Jend. Sudirman No. 40-41 Jakarta 10210
Tel : +62 (0) 21 574 2333 / 2888
Fax : +62 (0) 21 574 1777 / 2777

SECURITIES ADMINISTRATION BUREAU

PT Datindo Entrycom
Jl. Hayam Wuruk No. 28 Jakarta 10120
Tel : +62 21 350 8077 (Hunting)
Fax : +62 21 350 8078

SECURITIES RATING AGENCY

PT Fitch Ratings Indonesia
DBS Bank Tower, 24th Floor, Suite 2403
Jl. Prof. Dr. Satrio Kav 3-5 Jakarta 12940
Tel : +62 21 2988 6800
Fax : +62 21 2988 6822

PT Pemeringkat Efek Indonesia (PEFINDO)
Equity Tower 30th Floor
Sudirman Central Business Disctrict Lot 9
Jl. Jenderal Sudirman Kav.52-53
Jakarta 12190 - Indonesia
Tel : +62 21 509 684 69
Fax : +62 21 509 684 68

TRUSTEE

PT Bank Mega Tbk
Menara Bank Mega
Jl. Kapten P Tendean No. 12-14A
Jakarta 12790 – Indonesia
Tel : +62 21 791 75000
Fax : +62 21 799 0720

NOTARY & PPAT

Ashoya Ratam, SH, MKn
Kota Administrasi South Jakarta
Jl. Suryo No. 54 Jakarta 12180 – Indonesia
Tel : +62 21 2923 6060
Fax : +62 21 2923 6070

Information on Company Website

Information contained in SMBC Indonesia's website complies with the provisions setforth in the Financial Services Authority Regulation No. 8/POJK.04/2015 regarding the Website of Issures or Public Companies. All information may be accessed by public through the website www.smbci.com.



Information available, among others, incude the following:

Information	Link
About Us • Our Story • Management • Vision, Mission, and Values • Daya • Sustainability • Business Segments • Contact Us • BTPN Syariah	https://www.smbci.com/en/tentang-kami
Products and Services • Savings • Loan • Banking Transactions • Investment Products and Bancassurance • Treasury Solution & Financial Market • Tarrifs & Fees of Products and Transactions • Branch Product & Service Info	https://www.smbci.com/en/produk-dan-pelayanan/simpanan
News and Media • Press Release • Events • Customer Success Story • Blog • Financial Education	https://www.smbci.com/en/berita-media
Career	https://www.smbci.com/en/karir
Investor Relation • Publication on Risk Exposure & Capitalization by Category • Annual Report and Sustainability Report • Financial Statement • Financial Highlights • Leverage Ratio & Capital Disclosure Based on Basel III • Info Investor & Public Expose • Shareholders Composition and Group's Organizational Structure • Annual General Meeting • Corporate Governance • Disclosure Information • Corporate Action • Supporting Institution and Professionals • LCR & NSFR Report	https://www.smbci.com/en/hubungan-investor
Interest & Exchange Rate • Exchange Rate • Prime Lending Rate	https://www.smbci.com/en/prime-lending-rate/kurs https://www.smbci.com/en/prime-lending-rate/suku-bunga-dasar-kredit
Governance • Management • GCG Structure • Annual General Meeting • Disclosure • Reports • ASEAN Scorecard	https://www.smbci.com/en/governance
SMAR&TS	https://finglobelogin.smbc.co.jp/AuthServer/AuthRequest



Management Discussion and Analysis

Economic and Banking Industry Review	116
Economic Review	117
Banking Industry Review	118
Performance Review by Business Segment	120
Retail Banking	121
Jenius	122
Retail Lending Business	124
Wealth Management Business	127
Business Banking	128
Corporate Banking	129
Treasury	133
Sharia Banking	135
Profitability by Business Segment	137
Financial Performance Overview	138
Financial Balance Sheet	139
Profit and Loss Performance	143
Cash Flow	143
Ability to Pay Debt	144
Prime Lending Rate	145
Capital Structure	145
Material Commitments Related to Capital Goods Investments	146
Realization of Capital Goods Investment	146
Material Information and Facts Occurring After The Reporting Date	146
Targets, Realizations, and Projections	147
Business Prospects	147
Dividend	147
Long-Term Compensation: Employee and Management Stock Ownership Program	148
Realization of Use of Proceeds from The Public Offering	148
Material Information on Transactions Related to Investment, Expansion, Divestment, Acquisition, and Debt/ Capital Restructuring	149
Material Transactions Containing Conflict of Interest and/or Transactions with Affiliated/Related Parties	149
Transaction Review and Approval Policy	151
Changes in Legislations that Have Significant Impact	152
Changes in Accounting Policy	153
Compliance As Taxpayer	153
Marketing Aspect	154
Marketing Strategy	155
Market Share	157

Economic and Banking Industry Review

> The global economy was still in the adjustment phase, due in part to the impact of the United States' reciprocal tariff policy. This situation continued to create uncertainty, leading to greater protectionism than ever.



Economic growth in 2025 YoY



5.11%

National economic growth, higher than 5.03% in the previous year.

Banking third party funds growth in 2025 YoY



Rp9,899.1 trillion

As of November 2025, the Financial Services Authority (OJK) recorded a growth of 12.03% (yoy) in third-party funds for commercial banks .

ECONOMIC REVIEW

In its January 2026 report, "World Economic Outlook: Steady amid Divergent Forces", the International Monetary Fund (IMF) revealed that the global economy has continued to be remarkably resilient, adapting to the shifting landscape and with momentum varying across countries and sectors, against the backdrop of stabilizing trade tensions and supportive financial conditions.

Global growth is forecasted to hold steady at 3.3% in 2026 and 3.2% in 2027. While a cooling high-tech sector may lose some of its recent speed, it should still provide enough of a boost to counter sluggishness in other areas. Furthermore, the negative impact of tariffs and market uncertainty is expected to gradually diminish throughout the next two years, allowing the broader economic recovery to take a firmer hold. Within advanced economies, growth is anticipated to reach 1.8% in 2026 before settling at 1.7% the following year.

Amidst the unstable global situation, the Indonesian economy was still able to grow positively in 2025. The Central Statistics Agency (BPS) recorded a growth of 5.11% year-on-year (yoy) in Gross Domestic Product (GDP) in 2025, higher than the previous year, which stood at 5.03%.

In terms of expenditure, household consumption remains the largest contributor, accounting for 53.88% of GDP. This component grew by 4.98% yoy. Meanwhile, investment, or Gross Fixed Capital Formation (GFCF), which contributes 28.77% to GDP, grew by 5.09%.

In terms of business sectors, the manufacturing industry remains the largest contributor to GDP. In 2025, its contribution reached 19.07%, with year-on-year growth of 5.30%. Wholesale and retail business sector, including car and motorcycle repair, remains the second-largest contributors to GDP, contributing 13.17%. This sector recorded growth of 5.49%.

Meanwhile, the financial services and insurance sector recorded growth of 3.96%. This sector contributed 4.11% to the GDP.

Economic and Banking Industry Review

Development of Several Economic Indicators

Indicator	Unit	2025	2024	2023
National GDP Growth	(%, (yoy))	5.11	5.03	5.05
GDP Per Capita	(USD) – Nominal	5,083.4	4,960.3	4,919.7
External Current Account	% of GDP	(0.01)	(0.62)	(0.15)
Central Government Debt	% of GDP	39.9	39.7	38.11
Foreign Exchange Reserves-IRFCL	(USD Billion)	150.1	155.7	146.4
Foreign Exchange Reserves Capacity	(Number of months of imports and external debts)	6.0	6.5	6.5
BI Interest Rate Policy	(% year-end)	4.75	6.0	6.0
Consumer Price Index	(% year-end)	2.72	1.57	2.61
Fiscal Balance	(% of GDP; Fiscal Year)	(1.56)	(2.29)	(1.65)
S&P Rating – Foreign Currency	-	BBB	BBB	BBB

BANKING INDUSTRY REVIEW

Throughout 2025, Bank Indonesia (BI) was recorded to have cut its benchmark interest rate, or BI Rate, five times. The first cut was in January by 25 basis points, bringing the rate down to 5.75%. The second was in May, from 5.75% to 5.50%. Subsequently, the Central Bank decided to lower the rate to 5.25% in July, followed by another cut to 5.00% in August. The final interest rate reduction in 2025 took place in September, when the BI Rate was reduced to 4.75%.

The reduction in Bank Indonesia's benchmark interest rate has not impacted lending performance of banking significantly. As published by the Financial Services Authority (OJK), lending growth as of December 2025 was 9.69% year-on-year. In comparison, lending grew by 10.39% in December 2024.

Nevertheless, gross Non-Performing Loan (NPL) ratio remained properly maintained at 2.05%, while the net NPL stood at 0.79%.

On the other hand, Third-Party Funds (TPF) were recorded to grow by 13.81%, significantly higher compared to the previous year, which grew by 4.48%.

Liquidity of the banking industry remained adequate in December 2025, with the Liquid Assets to Non-Core Deposits (LA/NCD) and Liquid Assets to Third-Party Funds (LA/TPF) ratios were at 126.15% and 28.57%, respectively. These figures are still above the threshold of 50% and 10%, respectively.

Meanwhile, the Liquidity Coverage Ratio (LCR) stood at 200.97%. Furthermore, the Loan-to-Deposit Ratio (LDR) was posted at 83.37%.

Conventional Commercial Bank Performance

Indicator	Unit	2025	2024	2023
Capital Adequacy Rasio (CAR)	%	25.9	26.7	27.7
Net Interest Margin (NIM)	%	4.7	4.6	4.8
Loan to Deposit Ratio (LDR)	%	85.4	88.6	83.8
Non-Performing Loan (NPL)	%	2.1	2.1	2.2
Special Mention (SM)	%	3.9	4.2	4.3
Loan Growth	%	9.7	10.4	10.4
Deposit Growth	%	13.8	4.5	3.7
Net Profit After Tax	Rp Triliun	326.7	255.2	243.3

Performance Review by Business Segment

> The Bank continues to advance its strategic agenda to build a strong foundation for future growth through the development of new business lines. These initiatives are executed both internally and by optimizing synergies with SMBC Indonesia as the parent bank, particularly through the exploration of closer strategic partnerships. These efforts are intended to strengthen the Bank's competitive position in the market while driving sustainable growth in an evolving and increasingly challenging environment.



Registered Users of Jenius



5.89%

Jenius' registered users reached 6.3 million in 2025, an increase of 348.9 thousand compared to 2024.

Corporate Banking



Rp105.4 trillion

Total financing disbursement in the corporate banking segment grew 6.54% compared to the previous year, reaching Rp105.4 trillion.

RETAIL BANKING

The Retail Banking business segment of PT Bank SMBC Indonesia Tbk ("SMBC Indonesia", "Bank") has several main business units, namely Digital Banking through Jenius, Wealth Management Business and Retail Lending Business, which includes the Pension Business, Micro Business, and Joint Finance. These business units offer a wide range of products and services, both conventional and digital.

As a dynamic business, Retail Banking will continue to adapt to evolving market conditions, particularly to enhance the growth of its lending, funding, and wealth product portfolios. These efforts are being continuously pursued through the development of innovation and along with continuous enhancements in digitalization and branding.

Retail Banking will also increase participation within the online/offline ecosystem, providing additional new products and investments to support growth in the customer base. In addition, these initiatives will also increase transactions and fee-based income.

Initiatives and Strategies in 2025

Throughout 2025, the initiatives and strategies implemented by the Retail Banking business segment included:

1. Increasing the usage and loyalty of banking services, for example through gamification features, providing easy access to travel & international transactions, and strengthening collaboration within the SMBC group.
2. Developing the Jenius application as a digital platform for various business areas in Retail Banking, such as enhancing the digitalization of investment product offerings. In addition, the Bank continues to strengthen its payment system service capabilities through Jenius.
3. Developing end-to-end process digitalization on a continuous basis, particularly in credit policy, underwriting processes, as well as fraud management.
4. Driving the growth of Third-Party Funds through time deposits and savings products, while strengthening investment product offerings in digitally supported retail businesses.
5. Participate in increasing diversification of retail loan products, adding CASA products, and community-based acquisitions and partnerships.
6. Balancing interest-based and non-interest income growth, as well as good portfolio quality management, in order to achieve the expected profitability.

Performance Achievement

In 2025, Third Party Funds (TPF) posted by SMBC Indonesia reached to Rp47.9 trillion, grew by of 2.4% compared to Rp46.8 trillion in 2024. Meanwhile, lending to the retail business declined compared to the previous year, primarily due to the Pension business, driven by a new policy by PT Taspen (Persero).

2025 Retail Banking Operational Performance

Description	Unit	2025	2024	2023
Third-Party Funds	(Rp Trillion)	47.9	46.8	37.9
Loans	(Rp Trillion)	30.5	32.2	26.7

Performance Review by Business Segment

Strategic Plan for 2026

Overall, in 2026, Retail Banking will continue several initiatives that were implemented in the 2025 financial year to build business sustainability, including:

1. Enhancing the development of comprehensive products and services by strengthening foreign currency proposition, credit card and transaction volumes, and other investment products, both through branch offices and features on the digital platform.
2. Strengthening sales and acquisition management through advisory skills training, including but not limited to the addition of digital-based tools for Relationship Managers in offering, sales products and services that are tailored to customer needs.
3. Expanding cooperation with strategic business partners both domestically and internationally to strengthen the digital banking ecosystem by utilizing artificial intelligence technology and international benefits through an integrated service network.
4. Maintaining a healthy credit portfolio quality by applying the prudent principles through a risk-based approach, development of system capabilities, and collection strategies.
5. Implementing cost management discipline through resource optimization, including infrastructure to increase productivity, and generate more effective and efficient costs.

JENIUS

Jenius is a business unit in the Retail Banking business segment of SMBC Indonesia that provides digital banking services. The Jenius digital banking platform can be accessed via Android or iOS-based smartphone applications.

With Jenius, customers can manage their lives and finances in a simple, smart, and secure digital way. Jenius offers a revolutionary and unthinkable banking experience for customers through diverse features that can be accessed anywhere and anytime. From transactions, savings, investments, to priority services, everything is available within the app without the need to visit a branch. Furthermore, Jenius is available for both personal and business needs.

Jenius is also equipped with Debit Card and Credit Card features powered by the Visa network, allowing them to be used for both online and offline transactions worldwide in a simple, smart, and secure manner.

2025 Initiatives and Strategies

Several initiatives and strategies of the Jenius business line that have been realized include:

1. **Launch of the s-Card, an additional credit card**
   s-Card is a supplementary credit card offered by Jenius that was introduced in May 2025. The Bank may issue up to 5 (five) additional cards for every 1 (one) applicant, which can be given to trusted individuals. These supplementary cards are available in both physical and virtual forms. s-Card provides convenience for both the cardholder and the card recipients to manage cash flow, including transactions, limit management, card usage control, and accelerating the accumulation of Yay Points from every transaction.

2. **Maxi Saver Jenius available for USD, GBP, CNY, SGD, AUD, and EUR**
   Maxi Saver on Jenius offers a foreign exchange (FX) time deposit feature with 6 (six) currency options: USD, SGD, CNY, EUR, AUD, and GBP, allowing users to save with competitive interest rates of up to 4% per annum (per annum/p.a.), with flexible tenors (3-6 months for forex), and varying initial deposits depending on the currency, making it a practical FX deposit option that can be accessed directly through the Jenius app.

3. **The Saudi Arabian Riyal foreign currency is now available on Jenius**
   The SAR (Saudi Riyal) is the currency of the Kingdom of Saudi Arabia, and Jenius supports it as one of 10 foreign currencies that can be activated, exchanged, and used for transactions 24/7. This service is very useful for needs such as Umrah/ Hajj, with real-time exchange rates that can be checked directly in the Jenius app. Users can activate SAR through the Foreign Currency menu in the Jenius app for savings, transfers (remittances), or conduct transactions, with added conveniences such as ATM cash withdrawals and offline/online transactions without currency conversion fees.

4. **Convenient transactions with QRIS Cross Border in several countries**
   Jenius QRIS Cross Border is an innovative feature that allows Jenius customers to conduct transactions overseas (such as in Japan, Malaysia, Thailand) by scanning merchants' QR codes (such as JPQR, DuitNow, PromptPay) using the Jenius application, directly deducting rupiah balances at

competitive rates, without the need to exchange cash or manual currency conversion, making payments while traveling much more convenient.

5. **Credit card as funding source for QRIS payments**
   Currently, Jenius allows users to pay for QRIS transactions using their Jenius credit card as the funding source. This service makes it easier for users to consolidate daily spending into one monthly bill, such as at restaurants or street food outlets, simply by selecting the credit card as the funding source when scanning the QRIS.

6. **Jenius strengthens its business capabilities through Bisniskit**
   Jenius Bisniskit is a free add-on application from Jenius that is specifically designed to assist business owners in managing daily business operations, such as receiving QRIS payments, managing inventory, recording transactions, and managing employees, which is separated from the main Jenius application for personal financial needs. This application aims to simplify operations for Micro, Small, and Medium Enterprises (MSMEs), enabling them to record sales, monitor business performance, and grow their businesses with simple cashier features, real-time payment notifications, and branch management.

2025 Performance Achievements

By the end of the 2025 fiscal year, Jenius customers reached 6.3 million, representing a 5.9% increase compared to 2024. Meanwhile, Third-Party Funds (TPF) reached Rp32.8 trillion, an increase of 11.2% compared to the previous year.

Financing disbursement in 2025 reached Rp3.7 trillion in 2025, an increase of 9.8% compared to the previous year. QRIS transaction volume in 2025 increased by 42.9% compared to 2024. The number of QRIS transactions in 2025 increased by 37.9% compared to 2024.

The volume of foreign currency buy & sell transactions on the Jenius app in 2025 increased by 8.2% compared to 2024. Meanwhile, the number of foreign currency buy & sell transactions on the Jenius app in 2025 increased by 3.9% compared to 2024.

2025 Jenius Product Performance

Description	Unit	2025	2024	2023
Registered Users	People	6,274,560	5,925,640	5,238,842
Third-Party Funds	(Rp Million)	32,781,803	29,487,721	25,491,621
Lending	(Rp Million)	3,664,406	3,338,170	2,210,521

Strategic Plan for 2026

1. **Integration of Jenius and Visa services for credit cards**
   Development of service integration between Jenius and Visa enables Jenius credit card holders to choose installment payment options at a wider range of participating merchants/ partners, offering convenience for customers in managing their cash flow according to their needs.

2. **New foreign currency on Jenius: Turkish Lira**
   The addition of the Turkish lira as the 11th foreign currency. This addition aims to expand the convenience of foreign currency transactions for customers, allowing them to enjoy conversion-free transactions and various other convenient foreign currency features.

3. **Strengthening QRIS capabilities on Jenius**
   As QRIS continues to become an increasingly everyday transaction method, we are continuously enhancing its capabilities. In addition to scanning and uploading QR codes, customers will be able to display QR codes during transactions for a more seamless experience. Specifically for Android users, a new QRIS Tap feature will be added, allowing customers to conduct transactions simply by tapping their device.

4. **x-Card for those who are not yet Jenius users**
   To facilitate managing shared spending with trusted individuals who do not yet have a Jenius account (spouse, child, household assistant, and others), the x-Card, Jenius' supplementary debit card, will be equipped with application access for access recipients. As a result, access recipients will be able to view their x-Card balance and conduct transactions using QRIS directly from their Jenius app.

5. **Development of a more comprehensive Biller list**
   The development of Jenius Pay Bills services enables customers to pay bills or purchase vouchers from a wider range of merchants and partners. Jenius has added various merchants and partners, including game vouchers, streaming services, BPJS Employment, BPJS Health, and others.

Performance Review by Business Segment

RETAIL LENDING BUSINESS

SMBC Indonesia's Retail Lending Business (RLB) provides services and access to funding for both consumptive and productive purposes for individual customers. This business line consists of 3 (three) service units, namely:

Pension Business

This unit provides pension benefit payment services through Citra Pensiun savings accounts with various features and conveniences, and is specifically designed for pension customers. Services are provided through various SMBC Indonesia channels, such as branch networks, SMBC Indonesia ATMs, ATM Bersama, ATM PRIMA, and the Indonesian Post Office network.

Meanwhile, for loan products, the ones provided are multipurpose loan products that can be used for all kinds of consumer needs by active, pre-retirement, and retirement employees. This product is tailored to the capabilities and needs of each customer.

As part of its service innovation initiative, the Retail Lending Business has developed the Jenius Daya application. This application is used by Pension Business customers to conduct banking transactions.

Micro Business

This business unit focuses on service and credit provision to productive economic actors in the micro and small sectors and their communities in Indonesia. This business unit provides 2 (two) service products: Maxi Micro (secured loans) and Digital Micro products (digital-based unsecured loans).

Joint Financing Business

This business unit focuses on service and credit provision to individual debtors and business entities through cooperation with multifinance and fintech companies. SMBC Indonesia provides 2 (two) forms of cooperation services in the form of joint financing and channeling.

Joint financing is a form of bank credit distribution to customers who cooperate with multifinance companies, with certain terms and conditions, and a portion of financing that has been mutually agreed upon. Meanwhile, channeling is a form of bank credit distribution to customers who cooperate with multifinance or fintech companies. Certain terms and conditions, and all financing funds come from SMBC Indonesia.

2025 Initiatives and Strategies

Pension Business

Pension Business, as a partner of PT Taspen (Persero), PT Asabri (Persero), and SOE Pension Funds, continues to strive to improve and maintain the quality of service in terms of Pension Benefit payments by adhering to the principles:

1. Right person
2. Right time and right amount
3. Right administration

The position of strategic partner of PT Taspen (Persero) remains unchanged, despite PT Taspen (Persero) implementing policy changes regarding banks designated as payment offices for pension benefit payments. Furthermore, Pension Business has long considered PT Pos Indonesia as a strategic partner. One scope of this collaboration includes the deduction of installment payments for customers with pension loans.

In relation to the provision of financing facilities through consumer credit products, the Pension Business undertook several initiatives in 2025, including:

5. Continuing its efforts to deliver services to customers through various conveniences, Pension Business has further simplified and streamlined its credit requirements. In addition to providing a better customer experience, this initiative was also undertaken to comply with consumer protection principles.
6. Together with insurance partners, Pension Business has also improved the insurance process for customers applying for loans. Starting in 2025, the insurance coverage process can be conducted on a paperless basis, thereby accelerating the insurance approval process and mitigating the risk of customers not being covered by insurance.
7. In response to the policy changes implemented by PT Taspen (Persero), Pension Business has undertaken several measures to safeguard the condition and quality of the loan portfolio. Leveraging its partnership with PT Pos Indonesia, Pension Business has implemented a number of enhancements in both processes and oversight to maintain acquisition levels while continuing to mitigate risks.
8. To expand the credit portfolio in the TNI/Polri retiree segment, Pension Business has also implemented several initiatives, including tactical programs, exhibitions, and socialization events.

Micro Business

Various strategies have been implemented to address the challenges throughout 2025, including:

1. Accelerating Micro Business growth by strengthening competencies and improving human capital productivity, by optimizing the sales models that are aligned with market potential and conditions to ensure the quality of service and sustainable business growth.
2. Continuing the development of Micro Business customer capabilities through business mentoring programs, training, and webinars supported by Daya.id from SMBC Indonesia, aimed at enhancing business capacity and sustainability.
3. Maintaining portfolio quality through a disciplined community-based approach by considering geographic coverage and the suitability of the financing model to the customers' business needs and operating cycles.
4. Optimizing the digital micro platform for supply chain financing through collaboration with partners (distributors) with their retail networks to expand MSME access to financing while enhancing control over portfolio quality.
5. Developing cross-business unit collaboration in building a supply chain-based micro-financing ecosystem as a new and sustainable source of growth.
6. Accelerating the transformation of business processes through the development of an application process system (Loan Originating System - Chronos) to ensure that the end-to-end process of application, analysis and financing approval is carried out accurately and in accordance with the expected timelines.
7. Developing a range of micro-financing programs tailored to the needs of each segment, through periodic evaluation and refinement of business models, to enhance the relevance and competitiveness of financing solutions.

Joint Finance Business

Joint Finance Business continues to focus on the growth of its existing multifinance and fintech companies while ensuring that portfolio quality remains well-maintained. To achieve these targets, the following strategies have been implemented:

1. Establishing closer relationships with existing partners with the aim of expanding business growth through the supply chain ecosystem.
2. Monitoring the portfolio intensively and periodically regarding the product variations of each partner in order to manage the portfolio's concentration risk on certain products and assess the quality/ performance of the partner.
3. Monitoring and observing the financing market conditions carried out by cooperation partners to be able to monitor the business development of business partners.
4. Updating acquisition fees for multifinance/ fintech partners in line with the Bank's assessment results based on the level of financing risk.
5. Continuing to develop the capabilities of the bank's application system to be able to meet the operational needs of cooperation partners.

Performance Achievement

Pension Business

In 2025, the total number of Pension Business customers reached 321,923, a decrease of 23.6% compared to 421,679 in 2024. The decrease is primarily due to the transfer of pensioner salary accounts to PT Pos Indonesia due to policy changes implemented by PT Taspen (Persero).

Meanwhile, managed third-party funds (TPF) amounted to Rp1,271 billion, a decrease of 44.3% compared to 2024. The funding portfolio amounted to Rp19,681 billion, a decrease of 8.7% compared to 2024.

Kinerja Operasional *Pension Business* Tahun 2025

Description	Unit	2025	2024	2023
Customers	People	321,923	421,679	446,937
Third-Party Funds	(Rp Billion)	1,271	2,282	2,155
Lending	(Rp Billion)	19,681	21,564	22,222

Performance Review by Business Segment

Micro Business

In 2025, Micro Business initiatives and strategies were focused on accelerating sustainable business growth by strengthening the microfinancing ecosystem, optimizing digital transformation, and improving the quality of the credit portfolio. These measures were undertaken to ensure that business expansion remained balanced with risk management, while simultaneously expanding access to financing for MSMEs in a measured and efficient manner.

2025 Micro Business Operational Performance

Description	Unit	2025	2024	2023
Customers	People	12,746	13,190	13,929
Lending	(Rp Million)	1,691,452	1,827,048	1,306,173

Joint Finance Business

In 2025 the performance strategy for the Joint Finance business focused on strengthening the quality of credit portfolio, despite challenges in the automotive and productive fintech industries. This has resulted in a slight decrease in outstanding loans compared to 2024.

Joint Finance Business Operational Performance in 2025

Description	Unit	2025	2024	2023
Customers	People	346,597	354,718	158,325
Lending (including OTO & SOF)	(Rp Million)	5,543,613	5,569,352	1,140,648

Strategic Plan for 2026

Pension Business

Strategy	Description
Portfolio Monitoring	1. One of the factors that influences the bank's soundness and profitability is the credit cost component. 2. The increasingly fierce level of competition must be balanced with adequate risk mitigation.
Maintaining existing portfolio	Programs and policies that are continuously implemented and developed to retain existing customers.
Optimization of acquisition costs	1. Increasingly fierce level of competition is driving interest income lower, making it necessary to pursue alternative initiatives to maintain the bank's profitability. 2. Current technological advancements enable the adoption of new methods and technologies to process loan applications.
Development of new sales channels	1. As a response to anticipate policy changes at one of the Pension Funds (Dapen), strategic measures are required to offset the impact of such policy changes. 2. Experience and knowledge in the pension business will be leveraged to build strategic partnerships with other parties.
Optimizing Dapen partnerships	1. Acquisition capabilities will be maintained by leveraging the Bank's strategic positions through partnerships with other large Pension Funds, such as ASABRI and SOE Pension Funds. 2. Programs and policies designed to drive the optimization of acquisitions within the Pension Funds

Micro Business

Micro Business focuses on providing services and extending credit to productive economic business actors and their communities in Indonesia, with an emphasis on sustainable growth, strengthening portfolio quality, and expanding financial inclusion.

Micro Business offers two main financing solutions, namely Maxi Micro as secured financing to strengthen business capacity, and Digital Micro as a digital-based financing platform developed using a Supply Chain Financing approach to expand access to capital for MSMEs.

Joint Finance Business

Strategy	Description
Business Performance Management	1. To address potential macroeconomic challenges, the bank needs to manage its existing cooperation partners. Particularly, partners with strong performance at SMBC Indonesia can selectively increase their financing volume based on the quality of the loans managed by the partners. 2. Exploring new forms of cooperation with other cooperation partners while still paying attention to existing OJK provisions/regulations. 3. Carrying out proportional financing cooperation, including the selection of product variations in cooperation with partners, in order to avoid the risk of portfolio concentration on certain products and/or cooperation partners. 4. Conducting periodic meetings with partners to discuss the performance of the portfolio managed by the Bank and implementing joint follow-up between partners and the Bank. These efforts aim to maintain the quality of the Joint Finance portfolio, including but not limited to reviewing the determination of caps and triggers and reviewing the Partner's financial performance, as well as conducting periodic sampling visits to clients of cooperation partners.
Financing Program	Continue to explore financing programs that have been carried out by partners to be financed by SMBC Indonesia by considering the volume of financing and the quality of ongoing financing in partners
System and Process Optimization	1. Continue developing the system to be able to meet the needs and operational services of partners. 2. Coordinate and cooperate with the Bank's operational team on new operational processes that took place in partners.

WEALTH MANAGEMENT BUSINESS

Wealth Management Business is one of the business units in Retail Banking that serves affluent individual customers, focusing on improving funding and investment products and exclusive services through Sinaya Prioritas, available at 58 SMBC Indonesia branches across 37 cities. Services can also be accessed through a digital platform (Jenius), which provides transaction flexibility anytime and anywhere.

2025 Initiatives and Strategies

Throughout 2025, in line with the Bank's business plan, the WMB unit has implemented a number of strategic initiatives, namely:

1. Development of features for investment and bancassurance products in the Jenius application, including:
   a. Launched Government Secondary Bonds and Government Primary Bonds.
   b. Launched *Modul Penerimaan Negara* (MPN). This module functions to facilitate state revenue payment transactions, including purchase of government primary bonds, taxes, customs duties, and non-tax state revenue.
   c. USD-denominated Mutual Fund transaction.
   d. Addition of 3 (three) digital-based bancassurance products, namely Zurich Travel Guard, Zurich Visa Protection and PruLindungi Syariah.
2. Development of Wealth Management products, including:
   a. The addition of 1 investment manager, namely Sucorinvest Asset Management, along with the launch of 4 new mutual fund products.
   b. Addition of 2 sharia mutual fund products from Syailendra Capital.
3. Becoming a distribution partner for the initial public offering of government bonds for retail investors, which can be ordered through the microsite esbn.smbci.com, namely:
   a. *Sukuk Negara Retail* (SR022).
   b. *Sukuk Negara Retail* (SR023).
   c. Retail Bonds (ORI018).
   d. *Sukuk Tabungan* (ST015).
4. The addition of digital service benefits for continued with the integration of the priority loyalty program through Jenius Yay Points.

Performance Achievement

By the end of the 2025, the number of Priority customer reached 21.193, representing an 8% increase compared to 2024.

Total investment funds reached IDR 9.6 trillion, reflecting a 26% growth year-on-year.

Performance Review by Business Segment

Wealth Management Product Performance

Description	Unit	2025	2024	2023
Number of Customers	People	21.193	19.538	16.200
Investment Products	Rp Billion	9.600	7.621	6.653

Strategic Plan for 2026

In 2026, WMB will carry out the following product and service enhancement plans:

1. Continuing enhancement of digital services for Sinaya Prioritas Customers, including but not limited to:
    a. Development of new features in the Jenius application to enhance transaction convenience and provide education on products and services.
    b. Additional digital-based service benefit for Priority Customer.
    c. Enhanced digital tools for Relationship Managers in advisory, sales and service processes.

2. Additional investment products, including but not limited to the addition of investment manager partners, mutual fund products, addition of bancassurance products and bond products, as well as actively becoming a partner in the initial offering of government bonds for retail investors.

3. Additional benefits of Prima customer, including but not limited to transactional and non-transactional services that are provided through third parties, by presenting *Layanan Virtual Prioritas*.

4. Enhanced of Relationship Manager advisory capabilities, including but not limited to the addition of tools to assist Relationship Managers in delivering advisory, sales and services.

BUSINESS BANKING

SMBC Indonesia's Business Banking business segment offers complete products and services, from credit and funding to other banking services and training. The main needs of Business Partners' business activities are the timeliness and availability of working capital at all times in running their business cycles, the need for access to markets, sustainable and long-term relationships with suppliers, and the need to improve business competencies and information.

Business Banking answers these needs by providing a "3 in 1" financial package which includes:

1. Development of banking products and transactions tailored to customer needs.
2. Development of supply chain products to answer market access needs supported by the system.
3. Capacity building and business development programs for customers.

In addition, Business Banking has developed an electronic channel through Digital SME, which currently has digital capabilities for funding, payments, transactions, and simple cash management.

2025 Initiatives and Strategies

A number of initiatives and strategies developed throughout the fiscal year to improve Business Banking performance include:

1. Increasing business growth through optimization of the Bank's service team/ branch office network, as well as electronic channels through the TOUCHBIZ application.
2. Continuing to develop features in the TOUCHBIZ application, both in terms of funding services and financing access, to support increased customer transactions and operations as well as growth in the number of new customers.
3. Expanding services and products in foreign currencies, both in the form of savings and loan products (including trade finance).
4. Continuing internal collaboration to provide comprehensive cash management products and services as one-bank solutions.
5. Continuing strategic cooperation through supply chain schemes and other institutions/ businesses to establish a partnership ecosystem to attract potential customers for both savings and loans.

Performance Achievement

By end of 2025, the total number of customer accounts served by Business Banking reached 3,200 customers. Financing disbursement in 2025 amounted to approximately Rp13 trillion. This represents a 6.1% decrease compared to Rp14 trillion in 2024.

Strategic Plan for 2026

A number of strategic initiatives to support business growth in 2026 include:

1. Continuing business growth through the optimization of the Bank's service team/ branch office network, as well as electronic channels through the TOUCHBIZ application.
2. Developing features and optimizing the TOUCHBIZ application, both in terms of funding services and access to financing, to support increased customer transactions and operations, growth in the number of new customers, and providing more comprehensive access to loan information and services to support customer business operations.
3. Expanding services and products in foreign currencies, both in the form of savings and loan products (including trade finance) to support the go international and cross-border transactions propositions.
4. Improving internal collaboration based on a customer centricity approach to providing holistic products and services to customers.
5. Continuing strategic cooperation through the development of supply chain products and other institutions/ businesses to build a partnership ecosystem to address the need for market access supported by the system.

CORPORATE BANKING

The Corporate Banking (corporate) business segment consists of Japanese corporate and non-Japanese corporate business lines. The non-Japanese corporate business line serves large Indonesian and multinational company customers (MNC), financial institutions (FI), and commercial banking. Meanwhile, the Japanese corporate business line serves large Japanese and Korean corporate customers, with the majority of the company's ownership being Japanese or Korean entities.

The services provided by this segment include financing, fundraising, and cash management. In the financing sector, SMBC Indonesia is not limited to short-term working capital financing, but also medium and long-term investment financing in rupiah and foreign currency denominations.

The corporate segment also actively participates in syndicated financing, especially infrastructure projects; new renewable energy; financing related to Environment, Social, Governance (ESG), including green financing; and supporting industries, including export-supporting industries, which are in line with the Indonesian government's development program. Supporting services are also continuously improved, such as trade finance and foreign exchange.

In the field of fundraising, the Bank provides corporate account services in the form of current accounts, including cash management. This current account service can be accessed through digital technology, ensuring that it does not limit the customer's space and time.

In terms of Environment, Social, and Governance (ESG), the corporate segment has provided a Carbon Calculator feature for corporate customers. The corporate segment continues to promote the use of this feature by customers to support more effective recording and monitoring of carbon emissions. In addition to functioning as a tool for measuring and recording carbon emissions, this feature also provides valuable insights to encourage more sustainable decision-making, enhance awareness of environmental

Performance Review by Business Segment

impacts, and support the achievement of the Company's ESG (Environment, Social, and Governance) targets. The use of this feature also contributes to the national commitment to achieving the Net Zero Emissions target by 2060, through transparency, accountability, and behavioral change towards a low-carbon future.

Through close collaboration between units, the corporate segment is focused on expanding its customer portfolio. At the same time, targeted initiatives are also expected to drive the implementation and growth of host-to-host and payroll services, further strengthening the value-added offering to corporate clients.

2025 Initiatives and Strategies

In general, the implementation of the 2025 initiatives and strategies represents a continuation of the achievements realized in the previous year. The corporate segment projects an expansion of its target segments, introduction of new products, strengthening capabilities in technology and development of new sectors.

In terms of target segments, the corporate segment expands its customer base of Indonesian companies in the Tier 1 and Tier 2 segments. Furthermore, the Commercial Banking customer base is also expanded by targeting suppliers or distributors of Tier 1 and Tier 2 customers. The Bank also continues to increase fee-based transactions. This is done, among others, through trade finance transactions, structured finance (project finance and ECA), syndication, agency services & custodian services as well as enhancements in treasury (systems, products, and trading capabilities).

Balancing funding and lending growth is achieved by creating an ecosystem and connectivity for end-to-end financing, covering loans, cash management, and foreign exchange (forex). The ecosystem development is carried out through the following strategies: (i) enhancing system capabilities, including interconnectivity between systems; (ii) increasing digital trade transactions; (iii) exploring trade flow and cash management opportunities that require an LCS scheme; and (iv) enhancing collaboration with other business units.

Enhancing the role of SMBC Indonesia as a custodian bank in an effort to increase the value of assets in custody. Accordingly, the Bank is developing a custodian system, including the addition of administrative functions for investment products, managed by Investment Managers, and the addition of interface functions between the custodian system and the KSEI system. This initiative aims to provide more efficient and effective services for custodian service users.

Development of ESG-related products, including green, social, sustainability-linked loans, and blended finance. The objective is to help in promoting sustainable finance across various sectors as a form of support for achieving Indonesia's Nationally Determined Contributions (NDC) achievement and in line with SMBC Group's strategy to achieve net-zero emissions.

Taking a proactive approach to capturing potential foreign direct investment opportunities from Japan that will enter Indonesia, as well as organizing business matching events and other initiatives to connect Customers with investors.

With regard to banking technology, this is carried out through the development of Transaction Banking and Supply Chain in order to improve services, increase the utilization of banking transactions, increase the retention of customers' third-party funds, and enhance service efficiency, including:

1. Simplifying the existing systems, products, and procedures in order to avoid repetitive processes, increase efficiency, and improve the overall customer banking experience.
2. Implementing an integrated digital platform to meet customer needs comprehensively for cash management products and services, trade financing & supply chain financing.
3. Improving the capabilities and features of the Financial Supply Chain Management (FSCM) system and be able to integrate with front-end-systems or APIs and be able to adapt to accommodate products and service variations according to customer needs.
4. Collaborating with Payment Service Companies or Financial Technology that assist customers in terms of daily transactional services. This form of service is a service that is not yet or not available at SMBC Indonesia, and in this case, SMBC Indonesia acts only as a reference provider.
5. Development of Open API services based on SNAP (National Standard Open API Payment) by integrating Customer financial systems and also opening the use of Open API for Banking-as-a-Service (BaaS) services

Performance Achievement

Explanation of the achievements of the Corporate Banking business segment is delivered based on the following services:

1. Fund Collection

In 2025, total Third-Party Funds (TPF) recorded for the Corporate Banking business segment reached Rp69.9 trillion, an increase of 12% compared to 2024, which was recorded at Rp62.6 trillion.

2025 Corporate TPF Performance

(Rp Billion)

Segment	2025	2024	2023
Corporate Banking Japanese	43,241	40,404	34,630
Wholesale Banking	25,698	21,371	21,952
Commercial	966	844	835
Total	**69,905**	**62,619**	**57,416**

2. Financing

Total financing provided by the Corporate Banking business segment in 2025 reached Rp105.4 trillion, an increase of 5.4% compared to 2024, which amounted to Rp98.9 trillion.

2025 Corporate Financing Performance

(Rp Billion)

Segment	2025	2024	2023
Corporate Banking Japanese	30,539	30,363	38,873
Wholesale Banking	67,965	62,178	61,047
Commercial	6,863	6,355	4,624
Total	**105,367**	**98,896**	**104,544**

3. Trade Finance

In 2025, the total realization of trade finance was recorded at Rp10.3 trillion. In comparison to 2024, which reached Rp6.8 trillion, there was an increase of 51%.

2025 Trade Finance Performance

(Rp Billion)

Segment	2025	2024	2023
Corporate Banking Japanese	1,168	164	289
Wholesale Banking	5,278	2,882	3,967
Commercial	3,841	3,780	2,711
Total	**10,286**	**6,826**	**6,966**

4. Cash Management

As of the end of December 2025, corporate cash management was recorded at Rp69.9 trillion, an increase of 12% compared to the previous year, which amounted to Rp62.6 trillion.

From the management of these funds, SMBC Indonesia's CASA ratio was recorded at 38.6%, a decrease of 0.6% compared to 2024, which stood at 39.1%.

2025 Cash Management Performance

(Rp Billion, unless otherwise stated)

Segmen	2025	2024	2023
Corporate Banking Japanese	43,241	40,404	34,629
Wholesale Banking	25,698	21,371	21,951
Commercial	966	844	835
Total	**69,905**	**62,619**	**57,416**
CASA Ratio	**38.6%**	**39.1%**	**45.6%**

Performance Review by Business Segment

5. Foreign Exchange

As of December 31, 2025, foreign exchange management reached Rp408.3 billion. In comparison to 2024, which amounted to Rp449.3 billion, there was a decrease of 9%.

2025 Foreign Exchange Performance

(Rp Billion)

Segmen	2025	2024	2023
Corporate Banking Japanese	365	400	521
Wholesale Banking	39	48	35
Commercial	4	2	1
Total	**408**	**449**	**557**

Strategic Plan for 2026

In general, the 2026 strategic plan is a continuation of what was done in the previous year. The corporate segment projects the expansion of target segments, adding new products, and strengthening in terms of technology and developing new sectors.

In terms of target segments, the corporate segment expands the customer base of Indonesian companies in the Tier 1 and Tier 2 segments. In addition, the Commercial Banking customer base is also expanded by targeting suppliers or distributors of Tier 1 and Tier 2 customers.

The Bank also continues to increase fee-based transactions. This is done, among others, through trade finance transactions, structured finance (project finance and ECA), syndication, agency services & custodian services, and improvements from the treasury side (systems, products, and trading capability).

Leveraging SMBC Indonesia's strength as the primary transaction bank for many Japanese companies, while expanding its B2B and B2C capabilities to sustain CASA growth through enhanced transaction services and solutions. The Bank will continue to enhance its cash management system and cash collection capabilities as part of its strategy to increase account usage, encouraging customers to increase their transaction volumes, thereby resulting in greater overall utilization.

Creating an end-to-end financing ecosystem and connectivity that covers lending, cash management, and foreign exchange by implementing an integrated digital platform to comprehensively meet the needs of corporate customers for cash management products and services, trade financing & supply chain financing, as well as foreign exchange transaction platforms.

Enhance collaboration across various business lines within the Bank (cross-segment collaboration) and with companies within the SMBC group (group collaboration) to encourage cross-selling opportunities and synergies to create a more integrated approach to serving customers and driving growth.

Increasing marketing productivity through strategic optimization of marketing team activities, enabling greater focus on high-impact business promotion initiatives, while strengthening customer engagement, service excellence, and the delivery of solutions.

Enhancing the role of SMBC Indonesia as a custodian bank by providing solutions for all types of local and foreign investors, including investment managers seeking to develop investment products based on Sharia principles. SMBC Indonesia also provides services to all types of foreign institutions (financial institutions and/or non-financial institutions), including overseas custodians or broker-dealers, global custodians, and sub-custodians/ bank agents overseas that do not have a local custodian in the Indonesian market.

TREASURY

SMBC Indonesia consistently strives to provide innovative treasury solutions that are aligned with customers' strategic objectives. This initiative is realized with the support of expertise and a strong global financial position to improve operational efficiency and support sustainable growth. In carrying out its business activities, the Treasury segment works in close synergy with all of the Bank's business lines to provide the best services to customers.

The Treasury business segment offers a variety of products and services designed to meet customer needs and conduct trading activities, including foreign exchange (including FX Today, FX Tomorrow, FX Spot, FX Forward, FX Swap, and Domestic Non-Deliverable Forward), interest rate swap, cross-currency swap, securities (government bonds, both conventional and sharia, and Bank Indonesia rupiah securities), money market (interbank & Bank Indonesia instruments), and repo/reverse repo.

To date, SMBC Indonesia continues to develop its products to meet customer needs. The Bank also partners with customers to navigate a dynamic and constantly evolving market, while prioritizing compliance with applicable regulations.

Since 2021, SMBC Indonesia has been selected as one of the Appointed Cross Currency Dealer Banks (ACCD Bank) to conduct Local Currency Transactions (LCT) for JPY-IDR and THB-IDR currencies, and since 2024 for KRW-IDR currencies. Furthermore, since December 2025, Bank Indonesia has appointed SMBC Indonesia as an Appointed Cross Currency Dealer (ACCD) bank to conduct Local Currency Transactions (LCT) for MYR-IDR currencies.

Through this appointment as an ACCD bank, it is expected to provide a positive contribution to the Bank's performance, especially through the Jenius digital platform. With this service, Bank customers can enjoy more competitive foreign exchange rates and transfer funds to institutions or individuals in ACCD bank partner countries more efficiently and promptly.

SMBC Indonesia has also received approval from Bank Indonesia to become a primary dealer in Open Market Operations (OMO) since May 2024. The implementation of the Primary Dealer is an effort to support the strengthening of repo transactions within the framework of integrating monetary management and money market development. This is expected to further strengthen liquidity management and monetary policy transmission, which will ultimately contribute positively to the national economy.

2025 Strategies and Initiatives

In the face of the developing situation in 2025, SMBC Indonesia has implemented a number of strategic initiatives, namely:

1. In order to maintain liquidity levels at a safe level, SMBC Indonesia has taken several strategic measures, including:
    a. Maintaining liquidity indicators at a safe condition, namely higher than the required provisions. As of December 31, 2025, the Liquidity Coverage Ratio (LCR) was 204.31%, and the Net Stable Funding Ratio (NSFR) was 118.84%.
    b. Diversifying funding sources through developing funding from the wholesale, retail, and public sectors/ financial institutions sectors.
    c. Continuously monitoring developments in the long-term funding market, such as the issuance of rupiah bonds, long-term bilateral loan facilities in rupiah and foreign currencies from local banks and foreign banks/ international financial institutions, including funding from the SMBC Group.

2. The adequacy of the Bank's liquidity policy and management (ALMA) is relatively adequate and is always updated through the following supporting indicators:
    a. Improving ALMA with better interest rate monitoring through Funding Lending Meetings and ALCO meetings.
    b. Having a comprehensive policy to maintain the availability of liquidity in accordance with the structure of the Bank's asset and liability profile. The Bank also has a procedure for limiting liquidity management authority. Accountability and levels of delegation of authority have been implemented in accordance with the Bank's needs.
    c. Having a contingency plan program in providing liquidity back-up.

3. Development of products and services to support the wholesale, retail, and public sector/ financial institutions business sectors as follows:
    a. Development of foreign exchange services and products, namely by expanding the range of foreign currencies that can be traded in real time 24 hours a day, for example the Saudi Arabian Riyal (SAR) currency into the Jenius digital application, product diversification related to FX and derivative transactions, such as transactions using the Local Currency Transaction (LCT), Domestic Non-Deliverable Forward (DNDF), FX Option (FXO), Call Spread Option (CSO) and Range Forward schemes.

Performance Review by Business Segment

b. Development of Bond products, both IDR and USD. This development includes repo and reverse repo trading transactions with other banks and bonds with customers, both business banking and corporate customers.
c. Developing the Bank's investment services, such as online Bonds through the Jenius digital application, which aims to provide one-stop access for customer bond investment activities.
d. In line with the financial market deepening program carried out by Bank Indonesia and related authorities, the Bank also participates in the Central Counterparty (CCP) program and develops services to support Primary Dealer activities through the Bank Indonesia Rupiah Certificate (SRBI) instrument.

Performance Achievement

In 2025, the realized foreign currency transaction value increased by 31.8% compared to 2024. This increase was contributed by the Wholesale Business and Japanese Corporate Banking business segments. Derivative transactions increased by 6.4% compared to 2024, contributed by the Wholesale Business segment. Meanwhile, bond transactions increased by 93.9% compared to 2024, driven by the Financial Institution business segment.

2025 Treasury Operational Performance

Description	Growth YoY (%)
Total FX Transaction Volume	31.8%
Total Derivative Transaction Volume	6.4%
Total Bond Transaction Volume	93.9%

Strategic Plan for 2026

In 2026, the focus of development related to the treasury includes:

1. Bank Indonesia policy for the 2030 Money Market Development Blueprint (BPPU):
   a. The Bank will develop systems for Central Clearing Counterparties (CCPs) and Non-Centrally Cleared Derivatives (NCCDs). Both CCPs and NCCDs are mandatory requirements that the Bank must meet for FX and Derivative transactions.
   b. In line with this initiative, the Bank will update its systems and develop Put Spread Option and Call Spread Option products, and will consider further development of the Overnight Index Swap (OIS) product.
   c. The Bank plans to develop structured products, Callable Deposits and Swap Deposits, as alternative investment options for customers, and Range Forwards and Guaranteed FX to serve derivative needs. In addition, the Bank plans to offer a new FX product, FX NDF Major, as an alternative to customers. FX NDF Major allows customers to conduct non-deliverable forward (NDF) transactions in non-IDR currencies.
   d. The Bank plans to develop Sharia-compliant money market products, such as the Interbank Mudharabah Investment Certificate (SIMA) and the Interbank Sharia-compliant Fund Management Certificate (SiPA).
   e. The Bank plans to develop Bank Indonesia Foreign Exchange Certificates (SVBI) and Floating Rate Notes (FRN) to support Primary Dealer activities.
2. As one of the banks selected by Bank Indonesia as a primary dealer, SMBC Indonesia actively participates in the auction of Bank Indonesia Rupiah Certificate (SRBI) instruments, the purchase and sale of SRBI in the secondary market, repo and reverse repo transactions, as well as in Overnight Index Swap (OIS) matchmaking transactions.
3. In addition to products, SMBC Indonesia's Treasury business segment together with other business lines will continue to hold regular economic seminars both on a large and small scale, online and offline with the aim of providing market development updates, discussing new regulations, marketing appropriate products in every situation, increasing understanding of customer needs and disseminating product knowledge.

4. In order to minimize maturity mismatch, SMBC Indonesia continues to maintain and increase long-term funding sources. In 2026, the Bank will continue its plan to issue Bonds in Rupiah currency with the amount and time of issuance considering credit growth, liquidity conditions and market conditions. In addition, SMBC Indonesia will also continue to explore bilateral cooperation to obtain fresh funding facilities from domestic and foreign Financial Institutions, including the SMBC Group.

SHARIA BANKING

The Sharia Banking business segment is run by a subsidiary, PT Bank BTPN Syariah Tbk. This company has become a public company whose shares are listed on the Indonesia Stock Exchange since 2018.

2025 Initiatives and Strategies

With regard to initiatives and strategies in 2025, amidst uncertainties surrounding global economic developments, the Indonesian economy is in the stabilization process, as well as the many challenges faced by the pre-financial inclusion segment served by the Bank, BTPN Syariah has chosen to stabilize pre-inclusion financing while driving future growth through strategic synergies and continued product innovation, with an emphasis on:

1. **Stabilizing Group Financing business**
   Demonstrating the Bank's commitment to achieving its 2025 goals in line with the Bank's Business Plan, ensuring consistent improvement in financing quality and managing outstanding at the healthy level consider the challenging grassroots economy.
2. **Synergy for Future Growth**
   Emphasizing the importance of strategic collaboration with SMBC Indonesia (the Parent Bank) and other affiliated companies to strengthen positioning and drive sustainable growth by leveraging expertise, extensive networks, and diversified business segments.
3. **Continues the piloting of Advanced and New Products**
   Continue to explore and pilot new business opportunities at upper ultra micro segment by piloting individual financing for both Existing and New to Bank with different approaches.

Strategic measures undertaken are as follows:

Pillar 1: Strengthening current business processes by improving portfolio quality and enhancing customer service.
Pillar 2: Developing New Businesses through Synergy with the Parent Company and Advanced Products.
Pillar 3: Building Operational Excellence Processes.
Pillar 4: Strengthening Organizational Capabilities.

Performance Review by Business Segment

Performance Achievement

The consolidated performance of BTPN Syariah in 2025 showed a positive trend, with profit after tax recorded an increase compared to the same period in 2024. In line with the Bank's strategy to maintain business stability, financing growth in the fourth quarter of 2025 experienced a slight increase of 1.8%. This approach is part of the Bank's efforts to maintain portfolio quality amidst challenging external conditions.

2025 Sharia Banking Operational Performance

(bank only)

(Rp Billion)

Description	2025	2024	2023
Total Assets	22,786	21,737	21,413
Third-Party Funds	12,210	11,725	12,143
Financing	10,353	10,172	11,388

(konsolidasi)

(Rp Billion)

Description	2025	2024	2023
Total Assets	22,751	21,748	21,435
Third-Party Funds	12,209	11,724	12,143
Financing	10,353	10,172	11,388

Strategic Plan for 2026

Beyond its primary focus on the productive underprivileged segment, the BTPN Syariah will continue its strategic agenda to build a foundation for the future through the development of several new businesses in 2026. These initiatives are being pursued both internally and through optimizing synergies with SMBC Indonesia as the Parent Bank, particularly by exploring closer strategic collaborations. This measure was taken to strengthen the Bank's competitive position in the market while encouraging sustainable growth amidst evolving dynamics and challenges.

The following are the sustainable growth strategies for 2026:

1. Financing Business Initiative.
2. Treasury Business Initiative.
3. Funding Business Initiative.
4. Initiative to Build Operational Excellence Processes.
5. Initiative to Strengthen Organizational Capabilities.

PROFITABILITY BY BUSINESS SEGMENT

Profitability performance by business segment recorded by the Bank is presented in the following table:

Financing

(Rp Million)

Indicator	2025	2024	2023
Net Interest Income/ (Expense)	3,937,079	2,876,053	-
Net Operating Income/(Expense)	(6,639,293)	(2,595,597)	-
Profit/(Loss) Before Income Tax	(2,699,662)	287,723	-
Net Profit/(Loss)	(2,420,137)	212,179	-

Retail Banking

(Rp Million)

Indicator	2025	2024	2023
Net Interest Income/ (Expense)	2,384,325	2,308,078	1,965,935
Net Operating Income/(Expense)	(2,578,036)	(2,142,038)	(1,752,782)
Profit/(Loss) Before Income Tax	(190,946)	167,269	213,998
Net Profit/(Loss)	(160,608)	136,113	174,473

Corporation

(Rp Million)

Indicator	2025	2024	2023
Net Interest Income/ (Expense)	2,604,405	2,765,734	2,774,433
Net Operating Income/(Expense)	(1,155,926)	(650,184)	(1,091,442)
Profit/(Loss) Before Income Tax	1,448,500	2,115,550	1,682,971
Net Profit/(Loss)	1,218,359	1,721,497	1,372,131

MSMEs

(Rp Million)

Indicator	2025	2024	2023
Net Interest Income/ (Expense)	653,217	648,122	538,814
Net Operating Income/(Expense)	(946,428)	(840,222)	(504,029)
Profit/(Loss) Before Income Tax	(290,811)	(190,412)	36,527
Net Profit/(Loss)	(244,606)	(154,945)	29,780

Fund Collection and Treasury

(Rp Million)

Indicator	2025	2024	2023
Net Interest Income/ (Expense)	1,333,151	1,483,530	1,505,131
Net Operating Income/(Expense)	(566,346)	(839,486)	(855,280)
Profit/(Loss) Before Income Tax	766,816	648,374	643,106
Net Profit/(Loss)	644,982	527,605	524,326

Sharia (Individual)

(Rp Million)

Indicator	2025	2024	2023
Net Interest Income/ (Expense)	4,718,335	4,881,923	5,248,947
Net Operating Income/(Expense)	(3,109,160)	(3,513,725)	(3,878,191)
Profit/(Loss) Before Income Tax	1,609,475	1,370,762	1,371,161
Net Profit/(Loss)	1,249,265	1,072,722	1,071,723

Sharia (Consolidated)

(Rp Million)

Indicator	2025	2024	2023
Net Interest Income/ (Expense)	4,730,260	4,894,273	5,259,750
Net Operating Income/(Expense)	(3,113,601)	(3,543,618)	(3,880,680)
Profit/(Loss) Before Income Tax	1,566,319	1,353,196	1,379,895
Net Profit/(Loss)	1,200,730	1,061,160	1,080,589

Financial Performance
Overview

> The financial performance of PT Bank SMBC Indonesia Tbk ("SMBC Indonesia", the "Bank") is presented based on its consolidated financial statements, which have been prepared in accordance with Indonesian Financial Accounting Standards (SAK) for the year ended December 31, 2025. These financial statements form an integral part of this Annual Report.



NPL



1.54%

Bank non-performing loans in 2025, as indicated by the gross NPL ratio, was 1.54%, an improvement compared to 1.60% in the previous year.

Net Interest Income



Rp15.9 trillion

The Bank's net interest income in 2025 reached Rp15.9 trillion, and Rp15.2 trillion in 2024.

BALANCE SHEET

Assets

SMBC Indonesia recorded total assets of Rp245.8 trillion at the end of the 2025 financial year. It was a 2.0% increase compared to Rp241.1 trillion in 2024. The increase was driven by an increase in loans and financing receivables, as well as placements with Bank Indonesia and other banks.

Asset Development

(Rp Million)

Description	2025	2024	2023
Cash	1,246,542	1,379,647	1,428,683
Current Account with Bank Indonesia	7,915,463	9,443,461	9,276,598
Current Accounts with Other Banks	1,306,952	1,035,001	962,387
Placement with Bank Indonesia and Other Banks	14,922,235	12,694,705	8,961,654
Securities	25,684,516	27,981,308	17,038,501
Reverse Repo	1,683,826	468,188	-
Loans and Sharia Financing/Receivables	155,010,839	149,971,995	156,561,297
Financing receivables	30,377,030	29,432,622	-
Fixed Assets – Net	2,305,591	2,284,422	2,047,812
Intangible Assets – Net	2,657,982	2,809,116	1,089,384
Other assets	2,737,189	3,595,962	4,082,076
Total Assets	**245,848,165**	**241,096,427**	**201,448,392**

Financial Assets

SMBC Indonesia's financial assets consist of cash, current accounts with Bank Indonesia, current accounts with other banks, placements with Bank Indonesia and other banks, marketable securities, reverse repos, derivative receivables, acceptance receivables, loans, and financing receivables. In fiscal year 2025, the Bank's total financial assets reached Rp238.1 trillion, a 2.5% increase compared to the previous year. This change was driven by an increase in loans and financing receivables, as well as placements with Bank Indonesia and other banks.

Financial Performance Overview

The largest component of financial assets is loans and financing receivables. In 2025, their total value reached Rp185.4 trillion, or 77.8% of total financial assets.

Credit Distribution

SMBC Indonesia categorizes its loan customers into two segments: growing business, which includes corporate and commercial lending, sharia financing, SMEs, Jenius Joint Finance, and OTO SOF; and transforming business, which includes retail and micro lending.

By 2025, the Bank's total disbursed loans and financing receivables reached Rp185.4 trillion. Compared to Rp179.4 trillion in 2024, an annualized 3.3% increase. This increase was driven by a 6.5% increase in the corporate segment, a 3.2% increase in financing receivables from the Bank's subsidiaries, PT Oto Mutliartha (OTO) and PT Summit Oto Finance (SOF), and an 11.3% increase in Jenius.

In terms of segmentation, the majority of funding disbursed was absorbed by the growing business segment, reaching Rp163.5 trillion, or 88.2% of total loans. Corporate and commercial loans are the primary component within this segment, reaching Rp105.4 trillion in 2025, or 64.5% of total loans in the growing business segment.

Credit Distribution Based on Segment

(Rp Million)

Description	2025	2024	2023
Growing Business			
Corporate and Commercial	105,366,464	98,895,945	104,904,359
Small and Medium Enterprises	13,487,613	14,361,516	13,255,054
Joint Finance	5,540,544	5,565,442	1,138,955
Sharia Financing/Receivables	10,352,755	10,171,759	11,387,861
Jenius	3,558,219	3,197,554	2,049,171
OTO SOF Financing Receivables	30,377,030	29,432,622	-
Elimination of intragroup credits	(5,217,537)	(6,137,816)	-
Transforming Business			
Pension	20,118,553	21,980,167	22,403,012
Micro	1,683,219	1,827,048	1,306,173
Others	121,010	110,378	116,712
Total	**185,387,869**	**179,404,616**	**156,561,297**

The Bank consistently maintains the quality of its disbursed loans as part of its risk management implementation. In 2025, the consolidated gross non-performing loan (NPL) ratio was 2.59%, higher than the 2.50% in 2024. Meanwhile, the consolidated net NPL ratio was 0.85%.

Credit Distribution Based on Collectibility (excluding OTO and SOF financing receivables)

(Rp Million, unless otherwise stated)

Description	2025	2024	2023
Current	145,488,554	140,484,471	147,614,238
Special Mention	7,155,289	7,100,200	6,850,490
Total Performing Loan	152,643,843	147,584,671	154,464,728
Non-Current	341,176	500,108	477,678
Doubtful	418,399	319,920	118,169
Bad Credit	1,607,421	1,567,296	1,500,722
NPL	2,366,996	2,387,324	2,096,569
Total Credit	155,010,839	149,971,995	156,561,297
Gross NPL	1.54%	1.60%	1.34%
Net NPL	0.69%	0.44%	0.39%
LLP/NPL	148.5%	164.3%	220.3%

Liabilities

SMBC Indonesia's total liabilities in 2025 were recorded at Rp192.4 trillion, a 3.2% increase compared to Rp186.4 trillion in 2024. This increase was contributed by an 8.4% increase in customer deposits, a 491.2% increase in deposits from other banks, and a 131.1% increase in securities issued. Meanwhile, borrowings decreased by 21.9%.

Liabilities Development

(Rp Million)

Description	2025	2024	2023
Customer deposits	121,071,329	111,718,459	98,277,756
Temporary syirkah funds	9,929,751	9,599,352	9,920,820
Deposits from other banks	4,479,648	757,714	10,814,638
Securities issued	6,794,041	2,939,924	200,569
Loan received	38,570,179	49,413,885	31,204,497
Other liabilities	11,547,503	11,921,054	9,747,008
Total Liabilities	**192,392,451**	**186,350,388**	**160,165,288**

Customer Deposits

Total customer deposits (including temporary syirkah funds) in 2025 reached Rp131 trillion, an 8.0% increase compared to Rp121.3 trillion in 2024. This increase was contributed by increases in current accounts, savings accounts, and time deposits.

Current Account and Savings Account (CASA) balances increased by 16.7% compared to the previous year, primarily from corporate customers. The CASA ratio in 2025 was 40.6%, an increase from 37.6% at the end of December 2024.

The majority of the Bank's customer funds were in the form of time deposits, which in 2025 reached Rp77.8 trillion, representing 59.4% of total deposits, a decrease from 62.4% in 2024. Meanwhile, current accounts accounted for 22.0% and savings accounts for 18.6%.

Financial Performance Overview

Customer Deposit Details (Including Temporary Syirkah Funds)

(Rp Million)

Description	2025	2024	2023
Current Account	28,853,960	25,585,492	26,628,683
Savings	24,368,716	20,004,408	17,558,817
Time Deposit	77,778,404	75,727,911	64,011,076
Total	**131,001,080**	**121,317,811**	**108,198,576**

Details of Customer Deposits by Currency (Including Temporary Syirkah Funds)

(Rp Million)

Description	2025	2024	2023
Rupiah	102,831,660	99,471,769	85,397,073
Foreign Exchange	28,169,420	21,846,042	22,801,503
Total	**131,001,080**	**121,317,811**	**108,198,576**

Loans Received

As of the end of December 2025, the Bank's borrowings reached Rp38.6 trillion, a 21.9% decrease compared to Rp49.4 trillion in 2024. This decrease was made to reduce interest expenses by reducing the outstanding loan balance and replacing it with cheaper funding sources, including third-party funds and deposits from other banks.

Equity

The equity component consists of share capital, additional paid-in capital, fixed asset revaluation reserves, and other assets. By the end of the 2025 financial year, the Bank's total equity reached Rp53.5 trillion, a 2.4% decrease compared to Rp54.7 trillion in 2024.

This change was due to a decrease in cash flow hedges, retained earnings, and a decrease in non-controlling interests related to the decline in earnings due to the increase in the provision for impairment losses. This provision represents the Bank's prudent response to the dynamic economic conditions in 2025, as well as the efforts of the financial conglomerate holding company (PIKK) to implement prudent principles and maintain solid capital.

Equity Development

(Rp Million)

Description	2025	2024	2023
Share Capital	212,919	212,919	162,982
Additional Paid-in Capital	17,562,271	17,561,631	11,162,238
Reserve on revaluation of fixed assets	940,515	940,515	954,224
Share-Based Payment Reserve	-	-	-
Cash Flow Hedges	(194,749)	9,266	-
Fair Value Reserve – Net	45,191	12,646	2,906
Transactions with Non-Controlling Interests	(24,267)	(24,267)	(24,267)
Retained Earnings (Appropriated & Unappropriated)	28,651,087	28,793,863	26,402,237
Treasury Stock	-	-	(254,695)
Non-controlling interests	6,001,946	6,978,665	2,616,678
Other Equity Components	260,801	260,801	260,801
Total Equity	**53,455,714**	**54,746,039**	**41,283,104**

PROFIT AND LOSS PERFORMANCE

SMBC Indonesia recorded a consolidated net profit after tax attributable to owners of the parent entity of Rp505.5 billion for 2025. This result was primarily influenced by increased credit provisions at the Bank and its multifinance subsidiaries, due to additional credit provisions resulting from a more intensive portfolio review by the parent company within the conglomerate framework, which resulted in increased credit costs for 2025. This provision represents a prudent response to the dynamic economic conditions in 2025.

Profit and Loss Development

(Rp Million)

Description	2025	2024	2023
Interest income	24,235,160	23,588,335	18,815,673
Interest expense	(8,323,257)	(8,380,053)	(6,771,610)
Net Interest Income	15,911,903	15,208,282	12,044,063
Other Operating Income	2,527,119	2,221,078	1,689,372
Operating Expenses	(18,115,104)	(13,325,343)	(10,272,400)
Profit for the Year – Before Tax	281,327	4,120,473	3,457,682
Net profit for the year	(102,129)	3,216,240	2,682,484
Net Profit (net) profit after tax (NPAT) Attributable to Owners of the Parent Entity	505,557	2,812,986	2,358,334

Operating Revenue

SMBC Indonesia recorded total operating revenue (net interest income and other operating income) of Rp18.4 trillion in 2025, a 5.8% year-on-year (yoy) increase. Net interest income grew by 4.6% year-on-year, supported by higher interest income, while the Bank recorded lower interest expenses driven by lower funding costs.

Operating Expenses

The Bank's total operating expenses in 2025 reached Rp18.1 trillion. This represents a 35.9% increase compared to Rp13.3 trillion in 2024. This increase was primarily due to increased loan provisions at the Bank and its subsidiaries in the multifinance sector, in line with additional loan reserves based on a more intensive portfolio review by the parent company within the conglomerate framework. These adjustments resulted in increased credit costs in 2025.

CASH FLOW

The Bank's cash and cash equivalents reached Rp26.8 trillion at the end of 2025, a 2.5% increase compared to Rp26.2 trillion in 2024.

Cash Flow Performance

(Rp Million)

Description	2025	2024	2023
Net Cash Flow Provided by (Used in) Operating Activities	4,882,236	10,829,769	(2,397,197)
Net Cash Flow (Used for) Provided by Investing Activities	2,034,390	(16,764,391)	394,010
Net Cash Flow Provided from (Used for) Financing Activities	(6,267,376)	8,624,877	(13,887,114)
Impact of Exchange Rate Changes on Cash and Cash Equivalents	(4,454)	4,759	(14,462)
Net Increase (Decrease) in Cash and Cash Equivalents	649,250	2,690,255	(15,890,301)
Beginning Balance of Cash and Cash Equivalents	26,168,004	23,472,990	39,377,753
Ending Balance of Cash and Cash Equivalent	26,812,800	26,168,004	23,472,990

Financial Performance Overview

Cash Flow from Operating Activities
Net cash provided by operating activities in 2025 was recorded at Rp4.9 trillion, a 54.9% decrease compared to Rp10.8 trillion in 2024.

Cash Flow from Investing Activities
Net cash provided by investing activities in 2025 reached Rp2 trillion. It was an 88% increase compared to minus Rp16.8 trillion in 2024.

Cash Flow from Financing Activities
Net cash provided by financing activities in 2025 was recorded at minus Rp6.3 trillion. Meanwhile, in 2024, it was Rp8.6 trillion, a 172.7% decrease.

DEBT SERVICEABILITY

SMBC Indonesia has a very good level of liquidity and solvency. This is reflected in the ability to meet maturing obligations in a timely manner, both for principal payments and interest expenses.

The Bank's excellent ability indicators in meeting current and non-current liabilities are also in line with the assessment of external rating agencies. PT Fitch Rating Indonesia gave a rating of AAA (idn), a stable outlook, and F1+ (idn). Meanwhile, the rating from PT Pemeringkat Efek Indonesia (PEFINDO) was idAAA (Triple A, stable outlook).

Liquidity Ratios
The ability to meet current liabilities, among others, is shown through the liquidity ratio reflected in the Loan to Deposit Ratio (LDR), Loan to Funding Ratio (LFR), Liquidity Coverage Ratio (LCR), and Net Stable Funding Ratio (NSFR). In 2025, the Bank's LDR, which includes OTO and SOF financing receivables, reached 140.3%, lower than 147.0% in 2024, contributed by an increase in third-party funds.

The Bank's funding sources are not only from thirdparty funds but also loans, most of which are from the parent company as well as loans from other banks and securities issued.The LCR and NSFR ratios as of December 31, 2025, were 229.4% and 122.9%, respectively, well above the 100% limit set by the Financial Services Authority (OJK). Therefore, the Bank's overall liquidity level is very healthy.

Solvency Ratio
Another parameter related to debt repayment capacity is the capital ratio, as measured by the solvency ratio. The Bank consistently maintains healthy capital, including by meeting the Capital Adequacy Ratio (CAR) or Minimum Capital Adequacy Ratio (CAR) as stipulated by the regulator. This ratio serves to cover credit, market, and operational risks.

In 2025, the Bank's CAR reached 29.3%, lower than the 30.0% recorded in 2024. This figure is well above the Bank Indonesia requirement and reflects the availability of room for future growth.

Credit Collectibility
The Bank always maintains the quality of productive assets in order to maintain quality business performance on an ongoing basis. This is shown, among others, through the level of credit collectibility, the details of which are described in the table below.

Details of Credit Collectability

(Rp Million, unless otherwise stated)

Description	2025	2024	2023
Not yet overdue	145,488,554	140,454,478	147,614,238
1-90 days overdue	7,155,289	7,130,193	6,850,490
>90 days overdue	2,366,996	2,387,324	2,096,569
Amount of overdue	9,522,285	9,517,517	8,947,059
Amount of credit provided – gross	155,010,839	149,971,995	156,561,297
% Amount of overdue to the amount of credit provided– gross	6.14%	6.35%	5.71%

PRIME LENDING RATE

Referring to the Financial Services Authority Regulation Number 13 of 2024 concerning Transparency and Publication of Prime Lending Rate for Commercial Banks, all commercial banks are required to report and publish the Prime Lending Rate (SBDK). This publication, among other things, is to provide clarity and make it easier for customers to weigh the benefits, costs, and risks of the credit offered.

In addition, SBDK is also an effort to improve good corporate governance and encourage healthy competition in the banking industry. Banks group SBDK based on credit segmentation into 4 (four) groups, namely corporate, retail, micro, and consumption.

Rupiah Prime Lending Rate Based of Credit Segment

Data Period: December 31, 2025	Rupiah Prime Lending Rate						
	Non-MSME Credit		MSME Credit			KPR/ KPA	Non-KPR/ Non-KPA
	Corporate	Retail	Medium	Small	Micro		
Prime Lending Rate (SBDK)	7.70%	9.41%	9.41%	14.65%	11.78%	N/A	12.35%

CAPITAL STRUCTURE

Capital Structure Policy

The policy to maintain capital adequacy is an effort to ensure that the Bank can support business growth while protecting the Bank from market volatility. This policy is implemented through a balance between capital efficiency and the level of return on shareholder investment by maintaining the availability of sufficient additional capital to cover potential risks faced.

In connection with the process carried out by the Bank to determine capital adequacy (ICAAP), the Bank has submitted a report to the Financial Services Authority (OJK) in accordance with applicable regulations. The Bank also continues to ensure the availability of sufficient capital in line with its risk profile.

The Bank uses the Standard Approach in managing capital for credit risk. The calculation of RWA is generally carried out by referring to the risk weight inaccordance with OJK provisions and the rating results issued by the rating agency that has been determined by the regulator.

The Bank calculates capital adequacy for operational risk using the Standard Approach (SA) method. Based on this method, the Bank allocates minimum capital for operational risk based on the multiplication of theBusiness Indicator Component (KIB) with the Internal Loss Multiplier (FPKI).

In calculating RWA for Market Risk, the Bank uses thestandard method in accordance with OJK provisions regarding the calculation of RWA for Market Risk.

In accordance with Financial Services Authority Regulation No. 11/POJK.03/2016 concerning the Minimum Capital Provision Obligation of Commercial Banks and Financial Services Authority Regulation No. 34/POJK.03/2016 concerning the first amendment to POJK No. 11/POJK.03/2016 and Financial Services Authority Regulation No. 27/2022 concerning the second amendment to POJK No. 11/POJK.03/2016, the Bank is required to provide minimum capital according to the risk profile. The provision of minimum capital forbanks based on the current risk profile is 9% to less than 10% of Risk Weighted Assets (RWA).

In addition to the need to meet minimum capital based on the risk profile, banks are also required to provide additional buffer capital with the following details: (1) Capital Conservation Buffer, (2) Countercyclical Buffer, and (3) Capital Surcharge for Systemically Banks

The Board of Commissioners' Supervision over Capital Structure Policy

The Board of Directors is responsible for formulating, managing, and implementing the Bank's capital adequacy and funding strategy on an ongoing basis, supported by comprehensive assessments and data-driven analysis. In carrying out its oversight role, the Board of Commissioners provides strategic direction, supervision, and periodic evaluation of the policies and implementation relating to the Bank's capital structure and funding management.

As part of this oversight function, the Board of Commissioners conducts an annual review of the adequacy of the Bank's capital and funding strategy by taking into account the Bank's strategic objectives, risk appetite, and business outlook. Such review is undertaken, among others, through the assessment of

Financial Performance Overview

the Bank's Business Plan (RBB) and Medium Term Plan (MTP), as well as the discussion and recommendation through Risk Management Committee. The Review covers the evaluation towards the alignment between growth initiatives, capital requirements, risk profile, and the Bank's capital resilience based on stress testing results and the targeted capital ratios.

To ensure the Bank's preparedness in adverse conditions, the Board of Commissioners also reviews the Recovery Plan and Resolution Plan, including assessing the adequacy of recovery options, crisis management strategies, and their implications for the Bank's capital and funding structure.

The approved capital and funding policies are subsequently executed by the Board of Directors through prudent operational measures, while ensuring continuous monitoring and periodic reporting to the Board of Commissioners.

Capital Structure Details

By the end of the 2025 financial year, the Bank's total capital reach Rp49.2 trillion, relatively unchanged from Rp49.2 trillion in 2024, impacted by a decrease in net profit for the current year.

The details of the Bank's capital structure are outlined in the table below.

Capital Structure Development

(Rp Million, unless otherwise stated)

Description	2025	2024	2023
Tier 1 Capital	44,027,008	44,187,414	36,613,893
Tier 2 Capital	5,166,874	4,995,432	4,543,487
Total Capital	49,193,882	49,182,846	41,157,380
Risk-Weighted Assets:			
· Credit Risk	155,113,928	151,246,559	125,294,554
· Credit and Operational Risk	166,368,179	161,976,039	135,795,396
· Credit, Operational, and Market Risk	167,846,136	163,826,500	137,651,897
Capital Adequacy Ratio:			
· Credit Risk	31.71%	32.5%	32.8%
· Credit and Operational Risk	29.57%	30.3%	30.3%
· Credit, Operational, and Market Risk	29.31%	30.0%	29.9%

MATERIAL COMMITMENTS RELATED TO CAPITAL GOODS INVESTMENTS

In the 2025 financial year, SMBC Indonesia had no material commitments/commitments related to capital goods investments.

REALIZED CAPITAL GOODS INVESTMENTS

A description of realized capital goods investments during the financial year is outlined in the table below.

Realization of Capital Goods Investment in 2025

(Rp Million)

Name of Capital Goods	Investment Objectives	Investment Value
Fixed assets	Office supplies	307,848
Intangible Assets	Software development	353,295
Amount		**661,143**

MATERIAL INFORMATION AND FACTS OCCURRING SUBSEQUENTLY ON THE REPORT DATE

From the end of the 2025 financial year until the publication of this annual report, there was no material information or facts occurring at SMBC Indonesia.

TARGETS, REALIZATIONS, AND PROJECTIONS

Comparison between Target and Actual

Description	2025 Target	2025 Realization
Capital Structure (Capital Adequacy Ratio)	>29%	29.3%
Credit Growth	>3%	3.3%
Deposit Growth	>5%	8.0%
ROA	>1%	0.1%
ROE	>4%	1.1%
NPL (gross)	<2%	2.6%

2026 Projection

Indicator	Target
NIM	6-7%
Capital Structure (Capital Adequacy Ratio)	>24%
ROA	>1%
ROE	>4%
NPL (gross)	2-2.5%
Dividend Policy (final decision will be made at the AGM based on the Bank's performance)	≤55%

BUSINESS PROSPECTS

The global economic outlook shows a slowing trend, with uncertainty in financial markets remaining high. Global economic growth in 2026 is projected to weaken to 3.2% from 3.3% in 2025, accompanied by growth disparities between countries.

This slowdown is primarily influenced by the impact of reciprocal tariffs in the United States (US) and continued geopolitical tensions as well as the war in the Middle East, which has contributed to the global energy crisis. However, the US economy is projected to continue growing, supported by substantial fiscal stimulus and high investment, including in the artificial intelligence (AI) sector.

Elsewhere, the economies of Europe and Japan are expected to slow due to weakening export performance due to the global slowdown, and domestic demand remains limited despite increasing AI-related investment. China's economy also remains on a slowing trend as household consumption has not fully recovered.

Meanwhile, India's growth is expected to be weaker due to declining domestic demand and external sector performance. Going forward, the still-high level of global uncertainty requires vigilance and strengthened policy responses to maintain domestic economic resilience and support stronger growth.

Bank Indonesia projects national economic growth in 2026 to be in the range of 4.9–5.7% (yoy), in line with various Government and Bank Indonesia policies aimed at strengthening growth momentum. Bank Indonesia will continue to strengthen its monetary, macroprudential, and payment system policy mix in synergy with the Government's fiscal and real sector policies.

Bank Indonesia also estimates that inflation in 2026 and 2027 will remain within the target range of 2.5±1%. Core inflation is expected to remain low, in line with the economic recovery remaining below capacity and the consistency of interest rate policy in maintaining inflation expectations and controlling imported inflation. Volatile food (VF) inflation is expected to remain stable thanks to close synergy between Bank Indonesia, the Central/Regional Inflation Control Teams (TPIP/TPID), and the strengthened implementation of the Inflation Control and Food Prosperity Movement (GPIPS).

For the banking sector, credit growth in 2026 is projected to be in the range of 8–12%. Bank Indonesia will continue to coordinate with the Government and the Financial System Stability Committee (KSSK) to improve the interest rate structure and encourage bank credit/financing growth, as well as strengthen policy synergy to mitigate various risks that could impact financial system stability.

DIVIDENDS

Dividend Policy

In accordance with Financial Services Authority (OJK) Regulation No. 17 of 2023 and OJK Circular Letter No. 14/SEOJK.03/2025 concerning the Implementation of Good Corporate Governance for Commercial Banks, banks are required to have a dividend policy. According to these regulations, SMBC Indonesia's dividend distribution is determined by the General Meeting of Shareholders (GMS).

This policy is determined with due consideration of the adequacy of retained earnings, regulatory provisions, , such as long-term and short-term capital requirements, as well as the Bank's growth expectations and market conditions.

Procedurally, the dividend distribution proposal is submitted by the Board of Directors to the President Director and approved by the Board of Commissioners. The proposal is then submitted to the Annual GMS for approval by Shareholders.

Financial Performance Overview

Dividend Realization

In 2025, the Bank distributed dividends of Rp562 billion, equivalent to Rp52.85 per share. The details of the dividend distribution are outlined in the table below.

Fiscal year	Dividend Year	Payment date	Dividends Distributed (Rp Million)	Dividend per Share (Rp)	Dividend to Net Income Ratio (%)
2024	2025	23 Mei 2025	562,597	52.85	20
2023	2024	19 April 2024	471,667	44.30	20
2022	2023	11 Mei 2023	619,140	76.85	20

LONG-TERM COMPENSATION: EMPLOYEE AND MANAGEMENT STOCK OWNERSHIP PROGRAM

The Bank implemented a stock ownership program for employees in 2016. This program is a form of long-term compensation. The entire program has been implemented in stages and will conclude in 2021.

The Bank also provides variable remuneration to the Board of Directors and Board of Management in the form of shares, as stipulated in POJK No. 45/POJK.03/2015. This is detailed in the "Corporate Governance" chapter of this Annual Report.

USE OF PROCEEDS FROM THE PUBLIC OFFERING

The Bank's planned and realized use of proceeds from the public offering remained unchanged compared to the date of issuance. Details of the issuance of the Bank's public offering proceeds and the realized use of the proceeds are outlined in the table below.

Issuance of Bonds for the Fiscal Year

Bond Name	Nominal (Rp)	Publication date	Due date
Public Offering of BTPN Bank's Self-Registered Bond V with Fixed Interest Rate Phase I 2024 Series A	114,755	July 8, 2024	July 5, 2027
Public Offering of BTPN Bank's Self-Registered Bond V with Fixed Interest Rate Phase I 2024 Series B	240,305	July 8, 2024	July 5, 2029
Public Offering of Bank SMBC Indonesia's Self-Registered Bond V with Fixed Interest Rate Phase II 2024 Series A	429,910	December 18, 2024	December 17, 2027
Public Offering of Bank SMBC Indonesia's Self-Registered Bond V with Fixed Interest Rate Phase II 2024 Series B	966,505	December 18, 2024	December 17, 2029
Public Offering of Bank SMBC Indonesia's Self-Registered Bond V with Fixed Interest Rate Phase III 2025 Series A	670,650	September 3, 2025	September 2, 2028
Public Offering of Bank SMBC Indonesia's Self-Registered Bond V with Fixed Interest Rate Phase III 2025 Series B	145,400	September 3, 2025	September 2, 2030

Realization of Use of Proceeds from Public Offering

(Rp Million)

No	Types of Public Offerings	Effective Date	Realized Value of Public Offering Results			Realization of Fund Use		Remaining Proceeds from Public Offering
			Total Public Offering Results	Public Offering Fees	Net Result	Planned Use of Funds	Realization of Fund Use	
1.	BTPN Bank's Self-Registered Bond V with Fixed Interest Rate Phase I 2024 (series A and series B)	27 June 2024	355,060	3,993	351,067	351,067	351,067	0
2.	Capital Increase by Granting Pre-emptive Rights II	19 February 2024	6,731,741	29,466	6,702,275	6,702,275	6,702,275	0
3.	Bank SMBC Indonesia's Self-Registered Bond V with Fixed Interest Rate Phase II 2024 (series A and series B)	27 June 2024	1,396,415	4,271	1,392,144	1,392,144	1,392,144	0
4.	Bank SMBC Indonesia's Self-Registered Bond V with Fixed Interest Rate Phase III 2025 (series A and series B)	27 June 2024	816,050	2,768	813,282	813,282	813,282	0

Details of Use of Proceeds from the Public Offering

Credit Disbursement Realization During 2025	Business activities	Nominal Value (Rp Million)
Bank SMBC Indonesia's Self-Registered Bond V Phase II 2024 Series A and B	Wholesale Trade	454,396
	Manufacturing	143,846
	Financing	793,641
Bank SMBC Indonesia's Self-Registered Bond V Phase III 2025 Series A and B	Food Industry	17,450
	Non-Bank Finance	15,391
	Construction	104,120
	Water Management	82,644
	Wholesale Trade	186,775
	Mining	50,000
	Telecommunication	87,335
	Transportation	269,564

MATERIAL INFORMATION RELATED TO INVESTMENT, EXPANSION, DIVESTMENT, ACQUISITION, AND DEBT/CAPITAL RESTRUCTURING

In 2025, SMBC Indonesia did not undertake any investment, expansion, divestment, acquisition, or debt/capital restructuring activities. Therefore, detailed information regarding the purpose, transaction value, and funding sources for these activities cannot be presented.

MATERIAL TRANSACTIONS CONTAINING CONFLICTS OF INTEREST AND/OR TRANSACTIONS WITH AFFILIATED/RELATED PARTIES

Material Transactions Containing Conflicts of Interest

During 2025, there were no material transactions between SMBC Indonesia and members of the Board of Commissioners or members of the Board of Directors that contained a conflict of interest.

Financial Performance Overview

Transactions with Affiliated or Related Parties

SMBC Indonesia's recording of related party transactions complies with PSAK No. 224 concerning "Related Party Disclosures." An explanation of the details of these transactions up to the period ending December 31, 2025 is outlined in the table below.

Realization of Transactions with Affiliated/Related Parties

Related Parties	Nature of Relationship	Nature of Transaction
Sumitomo Mitsui Banking Corporation, Tokyo	Controlling shareholder	Current accounts with other banks; deposits from other banks; derivative transactions; acceptance liabilities
Sumitomo Mitsui Banking Corporation, Singapore	Affiliated companies	Current accounts with other banks; deposits from other banks; acceptance liabilities; loans received; subordinated loans; derivative transactions
Sumitomo Mitsui Banking Corporation, Hong Kong Branch	Affiliated companies	Current accounts with other banks; deposits from other banks; derivative transactions
Sumitomo Mitsui Banking Corporation Bank International plc, London	Affiliated companies	Current accounts at other banks
Sumitomo Mitsui Banking Corporation, Dusseldorf Branch	Affiliated companies	Current accounts at other banks
Sumitomo Mitsui Banking Corporation, Malaysia Berhad	Affiliated companies	Deposits from other banks
Sumitomo Mitsui Banking Corporation, Bangkok	Affiliated companies	Current accounts with other banks; deposits from other banks; derivative transactions
Sumitomo Mitsui Banking Corporation, Seoul	Affiliated companies	Securities
Sumitomo Mitsui Banking Corporation, New York	Affiliated companies	Current accounts with other banks
Sumitomo Mitsui Banking Corporation, New Delhi	Affiliated companies	Current accounts with other banks
Sumitomo Mitsui Banking Corporation, Osaka	Affiliated companies	Current accounts with other banks
PT SMFL Leasing Indonesia	Affiliated companies	Customer deposits; loans provided; derivative transactions; share investment
PT INA Securities Indonesia (formerly known as PT Nikko Sekuritas Indonesia)	Affiliated companies	Customer deposits
PT SBCS Indonesia	Affiliated companies	Customer deposits
Key management personnel	Directors, Commissioners and executive officers	Loans provided, customer deposits, compensation and remuneration payments, post-employment benefits

Reason for Transactions

Transactions with related parties are primarily conducted for the benefit and sustainability of SMBC Indonesia's business. These transactions relate to borrowing and lending funds for business activities, generate business revenue, and are conducted routinely, repeatedly, and/or continuously.

Related Party Transaction Amount

Details of related party transaction balances are disclosed in Note 40 of the Consolidated Financial Statements as of December 31, 2025, which is part of this Annual Report.

TRANSACTION REVIEW AND APPROVAL POLICY

SMBCI has a policy for reviewing and approving transactions with related/affiliated parties, which, among others, refers to OJK Regulation Number 32/POJK.03/2018 concerning the Legal Lending Limit for Credit Provision and Provision of Large Funds for Commercial Banks and its amendments, namely POJK Number 38/OJK.03/2019.

The regulation emphasizes: (1) Banks are prohibited from granting Provision of Funds to Related Parties that are contrary to the general procedures for Provision of Funds. (2) Banks are prohibited from granting Provision of Funds to Related Parties without the approval of the Bank's Board of Commissioners. (3) Banks are prohibited from purchasing low-quality assets from related parties.

The description below is also part of the review and approval process for related/affiliate transactions.

Fairness, Review Mechanisms, and Compliance with Regulations for Transactions with Affiliated Parties

The Bank has a policy to provide approval as a review mechanism for transactions with related parties. The transactions are carried out fairly and in accordance with applicable provisions and regulations. Transactions with related parties also have the same terms and conditions as those applicable to third parties.

The Bank conducts transactions with related parties due to ownership and/or management relationships. All transactions with related parties have been carried out with policies and conditions that have been mutually agreed upon.

Statement of the Board of Directors that the Transactions have Fulfilled Adequate Procedures and are in Accordance with Generally Applicable Business Practices

The statement of the Board of Directors regarding affiliated transactions, among others, refers to OJK Regulation Number 42/POJK.04/2020 concerning Affiliated Transactions and Conflict of Interest Transactions. In line with these provisions, the Board of Directors states that all affiliated transactions carried out by the Bank as part of its business activities have fulfilled applicable and adequate procedures

The Board of Commissioners and Audit Committee's Role in Ensuring Transactions Are Carried Out in Compliance with Generally Applicable Business Practices, Which, Among Other Things, Comply with the Arms-Length Principle

In accordance with its duties and functions, the Audit Committee always reviews the Bank's businessactivities, especially in the financial sector, includingtransactions with affiliated/related parties. The Board of Commissioners receives reports as part of itssupervisory function as well as to ensure that affiliated transactions are carried out in accordance with the arm's length principle.

The Board of Commissioners assesses that the transactions carried out by the Bank throughout 2024 have met the elements of regulatory compliance, including OJK Circular Letter Number 42/POJK.04/2020.

References in the Financial Statements

Information related to transactions with affiliated/related parties is described in more detail in the audited financial statements, in Note 40 to the consolidated financial statements, which is also included in this Annual Report.

Financial Performance Overview

CHANGES IN REGULATIONS WITH SIGNIFICANT IMPACT

In 2025, several new regulations were issued that could impact the business activities of SMBC Indonesia and its subsidiaries, including:

No	Regulation	Main Provisions	Impact on Financial Statements (if any)
1.	SEOJK No. 14/SEOJK.03/2025 concerning the Implementation of Governance for Commercial Banks	The implementation of governance in the banking industry shall consistently be based on the following 5 fundamental principles of Good Corporate Governance for Banks as follows: · Transparency · Accountability · Responsibility · Independence · Fairness	Does not have a significant impact on the financial statements for the current reporting period or prior financial periods
2.	PADG No. 19 of 2025 concerning Monetary Operation Infrastructure and Participation	· Monetary Operation Infrastructure · Monetary Operation Participation · Monetary Operation Participation Process · Supervision of Monetary Operation Participation · Monetary Operations Participation in Bank Resolution	Does not have a significant impact on the financial statements for the current reporting period or prior financial periods
3.	POJK No. 19 of 2025 concerning Facilitation of Access to Financing for Micro, Small, and Medium Enterprises	Encourages the distribution of financing by Banks and shall be accompanied by provisions affirming adequate Governance and Risk Management in the provision of access to financing for Micro, Small, and Medium Enterprises	Does not have a significant impact on the financial statements for the current reporting period or prior financial periods
4.	SEOJK No. 29/SEOJK.03/2025 concerning Transparency and Publication of Commercial Conventional Bank Reports	Umbrella provisions concerning Bank Reports disclosed to the Public, as well as the strengthening of the integrity and competence of financial statement preparers, namely Executive Officers responsible for the preparation of financial statements, and members of the financial statement preparation team.	Does not have a significant impact on the financial statements for the current reporting period or prior financial periods
5.	PADK No. 37/PADK.08/2025 concerning the Provision and Disclosure of Information for the Marketing of Financial Products and Services	· Provision of product and service information · Disclosure of information for the marketing of products and services · Cooperation between Financial Service Business Actors (PUJK) and Third Parties in the provision and disclosure of information for the marketing of products and services; and · Documentation of product and service information materials by PUJK	Does not have a significant impact on the financial statements for the current reporting period or prior financial periods

CHANGES IN ACCOUNTING POLICIES

In 2025, there were no changes to Accounting Policies, but SMBC Indonesia made the following changes to its accounting estimates:

1. The days past due for consumer financing receivables.
2. The useful lives of fixed assets under the Office Inventory group, consisting of Networks and Servers, are applied prospectively.

Reason for Change

Here are the reasons why the changes in accounting estimates were made:

1. To reflect declining recovery performance for restructured contracts and incorporate adjustments established for restructured contracts with days past due more than 180 days.
2. Fixed assets in this asset group have longer useful lives than previously estimated.

Impact on Financial Statements

The following are the impacts on the Financial Statements:

1. The impact on change in estimates used to calculate SMBC Indonesia expected credit losses amounted to 1,195,134 million, and the management overlay amounted to Rp730,625 million.
2. No material impact on the financial statements.

TAXPAYER COMPLIANCE

Tax Management and Payment Policy

SMBC Indonesia's tax management and compliance policies, including tax payments, are outlined in the Bank's standard tax operating procedures. Compliance with tax regulations as a taxpayer is part of good corporate governance. Therefore, the Bank consistently fulfills these obligations.

Tax Payment Realization

(Rp Million)

Description	2025	2024	2023
Corporate Income Tax	271,332	514,201	515,697
Employee Income Tax	406,065	377,713	345,134

Marketing Aspect

> SMBC Indonesia recognizes that marketing activities are a critical component of the Bank's operations, aimed at achieving its business targets. Evolving customer expectations continue to drive intensifying competition across the financial services industry, particularly within the banking sector.



SMBC Indonesia recognizes that marketing activities are a crucial part of the Bank's operations, as they help the Bank meet its business targets. That awareness holds true in the ever-evolving customer expectations that are driving increased competition in the financial industry, particularly in banking.

Therefore, marketing activities are crucial. The Bank continuously improves service quality and develops effective marketing strategies to address the increasingly diverse needs of its customers.

For SMBC Indonesia, maintaining and increasing market share is crucial for sustainable business growth. This is also true for initiatives to provide the best possible service to customers.

MARKETING STRATEGY

In 2025, SMBC Indonesia determined and put into action marketing strategies aimed at boosting the effectiveness of its products and services. This was done not only to improve the Company's business performance but also to provide maximum satisfaction to customers.

Regarding Corporate services, SMBC Indonesia continues to collaborate with the Business Banking and Retail Banking segments for cross-sell activities for Customers by offering payroll services with the aim of Jenius accounts for company employees and providing working capital loans related to the supply chain and will continue in 2026. In terms of digitizing banking transactions, SMBC Indonesia has been equipped with system integration capabilities using SNAP-based APIs, including Balance Inquiry API, Transfer API (transfer and to other Banks using BI-FAST), and Virtual Account API.

In terms of systems, the Bank has several electronic Banking (e-Banking) platforms including SMAR&TS, Jenius, and Business Access. SMBC Indonesia aims to continually create innovative platforms to enhance our services, explore new business opportunities, and initiate Greenhouse Gases emission calculations across the supply chain of our corporate customers, in line with Greenhouse Gases protocol.

To serve SME customers, SMBC Indonesia Business Banking will focus on developing existing services through the optimization of branch networks and infrastructure. Furthermore, SMBC Indonesia Business Banking has developed electronic channels through mobile platform and Touchbiz website which currently have digital capabilities for simple payment, transaction, and cash management.

SMBC Business Banking also collaborates with several strategic partners to enhance customer acquisition. These collaborations also include business development training and education for bank customers and potential customers.

The Bank also continues to enhance collaboration and synergy among business lines, such as Corporate, Retail Banking, and Business Banking, to increase cross-selling activities for SMBC Indonesia.

In the Retail Lending segment, to serve retirees in remote locations, SMBC Indonesia continues to develop payment point networks in collaboration with PT Pos Indonesia, as well as with third parties, such as electronic payment device providers and other parties with extensive service/outlet networks.

Additionally, development in the micro sector remains focused on financing in the form of capital access loans and banking services for productive economic actors (MSMEs) and their communities. Financing provided to customers includes loans tailored to the needs of their businesses to enhance their business capacity. Micro customers are provided with product options tailored to their business cycles, loan purposes, and currently, the development of micro product potentials is expanded not only through direct offers to MSMEs but also through business model cooperation with SMBC Indonesia partners (community partnerships). Micro customers are provided with capacity-building programs through the SMBC Indonesia Daya.id online program so that they can scale up their businesses.

Marketing Aspect

SMBC Indonesia also continues to establish new partnerships with third parties in providing financing to individual and corporate debtors, both in joint financing and channeling schemes.

Aligned with the advancements in information technology in the financial industry, including banking, the Bank has also implemented online-based marketing strategies for customers, such as web meetings, to quickly and accurately address every financial need customers may have. Additionally, the Bank regularly provides educational services to customers on various topics beyond banking products, such as seminars, training sessions, and Corporate Social Responsibility (CSR) programs.

Regarding Jenius, to enhance and deliver increasingly relevant services to customers, the Bank continues to develop revolutionary features in the Jenius application. The development process for these features, both enhancing existing features and introducing new ones, involves co-creation by listening to ideas and feedback from users and potential users.

Customer experience using Jenius is maximized for domestic and international transactions. Customers can sell and buy foreign currencies in Jenius without time restrictions, 24 hours a day, seven days a week. Domestically, customers can send funds from Jenius to other banks that are members of the BI-FAST network without fees, without quotas, and every day. In addition, any cashback earned from the promo will be deposited in Cash Cow, a special savings feature that can be used when customers make transactions.

On the credit side, Jenius also presents Creditbility as a feature that allows customers to access credit products in Jenius at once in one application. Customers can also manage credit products more practically and safely in one application, with the flexibility of allocating credit limits in three Jenius credit products, namely Jenius Paylater, Flexi Cash, and Jenius Credit Card.

During the name change to SMBC Indonesia, Jenius also introduced the new Jenius Visa Debit Card design and Jenius booth. The new Jenius Visa Debit Card design is available in white color as a symbol of a new sheet of an increasingly meaningful journey, both nationally and internationally. This new design represents the spirit of Think Unthinkable Jenius, who always thinks and creates something out of the same mindset. Meanwhile, with the new booth display, Jenius invites customers to interact and become part of BANK BTPN's transformation into SMBC Indonesia. These two innovations provide an exciting new experience in digital banking.

Jenius continues to collaborate with partners to provide increasingly complete services such as for the Jenius Credit Card Yay Points redemption category for e-wallet, travel, and lifestyle categories that can be redeemed in real-time directly from the application. In addition, to reach more people, Jenius is also still collaborating with well-known running events in Indonesia as a co-title sponsor and official banking partner and holding various activities with communities in cities in Indonesia.

Furthermore, to fulfill the Bank's obligations under OJK Regulation No. 51/POJK.03/2017 regarding sustainable finance implementation for Financial Services Institutions, Issuers, and Public Companies, SMBC Indonesia cooperates with SMBC and other agencies to organize workshops/ seminars related to Environment, Social, Governance (ESG) for corporate customers. This helps customers gain knowledge/awareness of ESG, which can then assist them in transitioning to net zero emissions. SMBC Indonesia was also selected as one of the banks in the implementation of the pilot project for reporting Indonesia's Green Taxonomy (THI). This opens up opportunities for financing and other opportunities related to ESG/sustainability (including the development of ESG-related financing facilities - green, social, and sustainability-linked loans) for corporate customers. As part of the SMBC Group, SMBC Indonesia will identify and control emissions financed across its loan portfolio, especially for sectors with emission reduction targets set by SMBC.

Moreover, with the increasing awareness of corporate customers about environmental and social issues, there is a growing trend among corporate customers to seek financial products that align with these values. This includes not only financing but also funding through deposit products. Through ESG Deposits, SMBC Indonesia encourages corporate customers to participate in creating sustainability in the financial sector. ESG Deposits reflect a commitment to good corporate governance, emphasizing integrity and ethics in fund management. This approach is supported by transparency, where sectors that can be supported by the ESG Deposit framework can be accessed through the official Bank SMBC Indonesia website.

This strategy aims to maximize differentiation opportunities amid competition by offering funding products that not only provide financial benefits but also have a real positive impact. By focusing on ESG principles, SMBC Indonesia can enhance its reputation as a positive agent of change in society, increase customer loyalty, and attract the attention of potential customers who share these values. To support maximum service to customers, the Bank continually measures Service Level Agreements (SLAs). The Bank handles customer complaints well, especially to ensure they are responded to promptly and accurately.

MARKET SHARE

Information on SMBC Indonesia's market share in 2025 is presented in the following table.

Bank SMBC Indonesia Market Share

(Rp Million, unless stated otherwise)

Criteria	Description	2025	2024
Assets	Commercial Bank	13,646,417	12,460,955
	SMBC Indonesia	245,848	241,096
	Market Share	1.9%	1.9%
Total Third-Party Funds	Commercial Bank	10,057,543	8,837,242
	SMBC Indonesia	131,001	121,318
	Market Share	1.3%	1.4%
Total Loans	Commercial Bank	8,585,829	7,827,148
	SMBC Indonesia	185,388	179,405
	Market Share	2.2%	2.33%



Risk Management

Risk Management Policy	161
Implementation of Risk Management	163
Risk Management Organization	163
Description of Risk Management Implementation	164
Review of the Effectiveness of the Risk Management System	167
Statement of the Board of Directors and/or Board of Commissioners or Audit Committee on the Adequacy of Risk Management	167
Internal Control System	168
Capital Disclosure	168
Disclosure of Risk Exposure	185

Risk Management

> SMBC Indonesia has established a risk management implementation framework as set out in the Bank's Risk Management Policy, as well as the Integrated Risk Management and Capital Adequacy Policy for the Financial Conglomeration.



The risk management implementation of PT Bank SMBC Indonesia Tbk ("SMBC Indonesia", "Bank") is a process for identifying, measuring, monitoring, and controling the risks faced by SMBC Indonesia and its Subsidiaries. The entire process ensures that the Bank's business activities does not incur losses exceeding the predetermined risk appetite or even disrupt the Bank's business continuity.

The Bank's risk management activities are conducted both on individual and consolidated basis. All these activities are guided by applicable laws, regulations, and legislation, particularly from Financial Services Authority (OJK) governing the implementation of risk management for commercial banks and the Basel regulations issued by the Basel Committee on Banking Supervision (BCBS).

The risk management framework is implemented through adequate policies, procedures, risk management tools, risk limit setting, and authority. The Bank and Subsidiaries carry out continuous risk management development in line with increasing business complexity and developments in organization, strategy, and information system management.

The implementation of risk management within SMBC Indonesia includes:
1. Active oversight of the Board of Directors and the Board of Commissioners;
2. Adequacy of risk management policies and procedures, as well as risk limits determination;
3. Adequacy of risk identification, measurement, monitoring, and control processes as well as risk management information systems; and
4. Comprehensive internal control System.

RISK MANAGEMENT POLICY

SMBC Indonesia implements risk management policies consistently, in line with the Bank's vision, mission, and strategic plans. This policy is established to ensure that the Bank's risk exposure is in line with internal policies and procedures as well as applicable laws and regulations.

Several factors to consider in implementing risk management policies are as follows:
1. Business and product type conducted, in accordance with Bank's vission, mission and business strategy.
2. Risk identification and mitigation clearly, and controlled, specially related to Bank's product and transaction.
3. Clear segregation on each risk type management.
4. The methodology and management information system used, is able to measure risk and support the business.
5. Determination of authority and limit amount that describes the maximum risk of losses, which can be accepted, in line with the Bank's risk tolerance and appetite.
6. Business continuity management plan.
7. Cyber Security & Information Risk Management.
8. Policies that regulate Bank products and activities, which regulate the submission mechanism up to the termination of products and/or services.
9. Credit policy as a credit guideline, that regulate loan process, analysis, approval and legal lending limit, documentation, limit setting and reporting.
10. Measurement and determination of Bank's risk level is provided on risk profile.
11. Policy related Treasury includes liquidity risk management and policy related to Asset and Liabities Management (ALMA).

References to statutory regulations that form the basis for implementing Bank risk management include:
1. OJK Circular Letter Number 14/SEOJK.03/2025 on Governance Practice for Commercial Banks.
2. OJK regulation Number 22 of 2025 concerning Commercial Bank Reporting Through the Financial Services Authority Reporting System.
3. Bank Indonesia Regulation Number 2 of 2024 on Information System Security and Cyber Resilience for Payment System Operators, Money Market and Foreign Exchange Market Players, and Other Parties Regulated and Supervised by Bank Indonesia.
4. Board of Governors Regulation Number 24 of 2024 on the Explanation of Bank Indonesia Regulation Number 2 of 2024 concerning Information System Security and Cyber Resilience for Payment System Operators, Money Market and Foreign Exchange Market Players, and Other Parties Regulated and Supervised by Bank Indonesia.
5. OJK regulation Number 15 of 2024 concerning the Integrity of Bank Financial Reporting.
6. OJK Regulation Number 12 of 2024 concerning the Implementation of Anti-Fraud Strategies for Financial Services Institutions.

7. OJK regulation Number 5 of 2024 concerning Determination of Supervision Status and Handling of Commercial Bank Problems.
8. OJK Regulation Number 30 of 2024 concerning the Financial Conglomerate and Financial Conglomerate Holding Company.
9. OJK Regulation Number 17 of 2023 concerning Implementation of Governance for Commercial Banks.
10. OJK Regulation Number 21 of 2023 concerning Digital Services by Commercial Banks.
11. OJK Regulation Number 22 of 2023 concerning Consumer and Public Protection in the Financial Services Sector.
12. Bank Indonesia Regulation Number 3 of 2023 concerning Bank Indonesia Consumer Protection.
13. Law Number. 27 of 2022 concerning Personal Data Protection.
14. OJK Regulation Number 11/POJK.03/2022 concerning the Implementation of Information Technology by Commercial Banks.
15. OJK Circular Letter Number 29/SEOJK.03/2022 concerning Cyber Resilience and Security for Commercial Banks.
16. Bank Indonesia Regulation Number 23/ 07/ PBI/2021 concerning Payment System Infrastructure Providers.
17. OJK Regulation Number 12/POJK.03/2021 concerning Commercial Banks.
18. OJK Regulation Number 13/POJK.03/ 2021 concerning the Implementation of Commercial Bank Products.
19. OJK Regulation Number 1/POJK.03/ 2019 dated 28 January 2019 concerning the Implementation of the Internal Audit Function in Commercial Banks.
20. OJK Circular Letter Number 21/ SEOJK.03/2017 concerning the Implementation of Risk Management in the Use of Information Technology by Commercial Banks.
21. OJK Regulation Number 38/POJK.03/ 2017 concerning the Implementation of Consolidated Risk Management for Banks that Control Subsidiaries.
22. OJK Circular Letter Number 35/ SEOJK.03/2017 dated July 7, 2017 concerning Standard Guidelines for Internal Control Systems for Commercial Banks.
23. OJK Regulation Number 46/POJK.03/ 2017 dated July 12, 2017 concerning the Implementation of Commercial Bank Compliance Functions.
24. OJK Circular Letter Number 14/ SEOJK.03/2017 concerning Commercial Bank Soundness Level.
25. OJK Regulation Number 18/SEOJK.03/2016 concerning the Implementation of Risk Management for Commercial Banks.
26. OJK Circular Letter Number 34/SEOJK.03/2016 concerning Implementation of Risk Management for Commercial Banks.
27. OJK Regulation Number 34/POJK.03/ 2016 concerning Amendments to OJK Regulation Number 11/POJK.03/2016 dated 29 January 2016 concerning Minimum Capital Requirements.
28. OJK Circular Letter Number 26/ SEOJK.03/2016 concerning Minimum Capital Provision Requirement in accordance with Risk Profile and Fulfillment of Capital Equivalency Maintained Assets.
29. OJK regulation Number 4/POJK.03/ 2016 concerning Assessment of Commercial Bank Soundness Level.
30. OJK Circular Letter Number 15/SEOJK.03/2015 concerning the Implementation of Integrated Governance for Financial Conglomeration.
31. OJK Circular Letter Number 14/SEOJK.03/2015 concerning the Implementation of Integrated Risk Management for Financial Conglomeration.
32. OJK regulation Number 26/POJK.03/ 2015 concerning Integrated Minimum Capital Adequacy Requirement for Financial Conglomerates.
33. OJK Regulation Number 18/POJK.02/2014 concerning the Implementation of Integrated Good Corporate Governance for Financial Conglomeration.
34. OJK Regulation Number 17/POJK.03/2014 concerning the Implementation of Integrated Risk Management for Financial Conglomeration.
35. Basel Committee on Banking Supervision (BCBS).

The Bank also has a number of internal provisions related to the implementation of risk management, including:

1. Corporate Governance Manual.
2. Risk Management Policy.
3. Compliance Policy.
4. Internal Audit Policy and Internal Audit Charter.
5. Credit Policy
6. Operational Risk Management Policy
7. Cyber and Information Security Risk Management Policy.
8. Business Continuity Management Policy.
9. Insurance Management Policy.
10. Anti-Fraud Strategy Policy.
11. Third Party Risk Management Policy.
12. Information Technology Use Policy.
13. Internal Control Policy on Financial Information and/ or Financial Statements.
14. Integrated Risk Management and Capital Adequacy for Financial Conglomerate Policy.
15. Product and Service Policy.
16. Data Governance and Management Policy.
17. Market Risk and Liquidity Management Policy.

IMPLEMENTATION OF RISK MANAGEMENT

Regulations that serve as references for SMBC Indonesia in implementing risk management include OJK Regulation No. 18/2016 and Circular Letter No. 34/SEOJK.03/2016 concerning the Implementation of Risk Management for Commercial Banks and OJK Regulation No. 38/POJK.03/2017 concerning the Implementation of Consolidated Risk Management for Banks that Control Subsidiaries, as well as OJK Regulation No. 30 of 2024 concerning Financial Conglomerate and Financial Conglomerate Holding Company. The Bank submits a Risk Profile Report every quarter, both individually and consolidated, as well as an Integrated Risk Profile Report every semester.

The implementation of risk management at SMBC Indonesia is managed by the Risk Management Directorate, which is independent from business and operational units. The Risk Management Committee and Non-Financial Risk Management Committee, comprising members from the Board of Directors and the Board of Management, and the Risk Monitoring Committee, comprising members from the Board of Commissioners, hold regular meetings to discuss the risks and issues faced by the Bank. In addition, for the implementation of risk management within the Financial Conglomerate, the Bank has established an Integrated Risk Management Committee which held a meeting at least once every semester.

These regular meetings also provide recommendations towards follow-up improvements and enhancement to the Bank's risk management implementation. Furthermore, the Risk Management Directorate regularly reviews risk management policies, procedures, and tools, including providing socialization and awareness to all work units on managing existing risks.

RISK MANAGEMENT ORGANIZATION

The risk management organization of the Bank and its Subsidiaries involves supervision from the Board of Directors and the Board of Commissioners. The Bank and its Subsidiaries have also established a Risk Monitoring Committee as the highest supervisory body at the Commissioner level and a Risk Management Committee and/or a Non-Financial Risk Management Committee at the Board of Directors level, which are very important parts of risk control, as control units that monitor all risks inherent in the operational activities of the Bank and its Subsidiaries.

In addition, the Bank and Subsidiaries have also established Integrated Risk Management Committee, which has the responsibility to provide recommendations to the Bank's Board of Directors (Lead Entity) regarding matters relating to the implementation of Integrated Risk Management, including the establishment and improvement of relevant Risk Management Policies, Strategies and Frameworks. The Committee is the control unit that monitors all risks inherent in the operational activities of the Bank and Subsidiaries.



In carrying out their duties regarding the implementation of risk management, the Board of Commissioners and the Board of Directors are assisted by committees and work units, namely:

1. Risk Monitoring Committee
2. Risk Management Committee
3. Non-Financial Risk Management Committee
4. Fraud Committee
5. Credit Policy Committee
6. Assets and Liabilities Committee (ALCO)

7. Information Technology Steering Committee
8. Integrated Risk Management Committee (IRMC)
9. Risk Management Work Unit
10. Internal Audit
11. Risk Taking Unit

The Risk Management Unit (RMU) is an independent unit of the Risk Taking Unit that carries out risk management functions. RMU is led by the Head of Risk Management and is directly responsible to the President Director.

RMU functions to assist the Board of Directors in:
1. Providing recommendation to Board of Directors, covering development of risk management policy, strategy and guideline also Bank's cyber security roadmap.
2. Perform the process of risk identifying, measurement, monitoring and control, related to Bank's business activity including those related to cyber and information security risks.
3. Monitoring the implementation of risk management policy, strategy and guideline.
4. Monitoring of overall risk position/exposure, risk by type, and by type of functional activity, and perform stress testing.
5. Review risk management process.
6. Perform risk assessment of new activity and/or product, including the enhancement or amendment.
7. Give recommendation to risk taking unit and Risk Management Committee, in accordance with the authority given.
8. Provide and submit Bank's risk profile report to Board of Directors and Risk Management Committee, at least quarterly, and reporting to OJK periodically, as regulated.
9. Establish the implementation of risk management tools and evaluate the accuracy of models and validity of data used for measuring risks for Bank.
10. Coordinate Bank's internal control and risk control functions to ensure the availability and adequacy of control over all risks from each process carried out by all line of business and support function work units.
11. Conduct cyber security maturity assessments and cyber security testing on a regular basis at least once a year including reporting to regulators.
12. Report any cybersecurity incidents that occur to the regulator within the timeframe as stated in the regulations and coordinate the handling of incidents that occur (if any).
13. Ensure consistency of the risk management implementation across the 8 (eight) types of risk.

In implementing Integrated Risk Management, the Integrated Risk Management Unit (IRMU) function under RMU.

IRMU functions to assist the Board of Directors FCHC in:
1. Provide input in the preparation and improvement of Integrated Risk Management policy to both the Board of Directors and IRMC.
2. Monitor the implementation of Integrated Risk Management policy, including developing procedures for implementing the Integrated Risk Management process.
3. Conduct assessment or calculation for integrated capital adequacy.
4. Conduct risk monitoring in the Conglomeration by monitoring the Financial Services Institution (FSI) risk profile assessment result of each member of the Conglomerate, risk appetite in integrated manner and integrated risk profile of the Conglomeration.
5. Perform stress tests on the Conglomerate's capability in facing stress scenarios specific to the Conglomeration's or the market in general.
6. Carry out periodic reviews on the accuracy of the risk assessment methodology; the adequacy of the risk management information system implementation; the appropriateness of policies, procedures, and the integrated risk limit determination.
7. Reviewing the impact of new line of business to the Conglomeration which can significantly affect the Conglomeration risk exposure.
8. Provide information to IRMC regarding issues that need to be followed up related to the evaluation result of the Integrated Risk Management implementation.
9. Prepare and submit Integrated Risk Profile Reports and Integrated Capital Adequacy Reports periodically to the Board of Directors of the FCHC, IRMC and Regulators.

DESCRIPTION OF RISK MANAGEMENT IMPLEMENTATION

SMBC Indonesia has a risk management implementation process that has been stipulated in the Risk Management Policy and Integrated Risk Management and Capital Adequacy for Financial Conglomerate Policy. The series of processes are presented in the table below.

No.	Process	Description
1.	Risk Identification	All types of risks inherent in every product, service, and business activity must be identified. This is conducted to determine potential risks and impacts, allowing the Bank to prepare control mechanisms. Risk identification must be carried out by each Risk Taking Unit as the first line of defense and strengthened by oversight by the Risk Management Unit, Compliance and Legal, Finance and Planning, and Human Resources as the second line of defense, taking into account the following factors: a. Carrying out risk identification periodically. b. Having policies and tools to identify risks in all Bank products and business activities. c. The identification process is carried out by analyzing all sources of risk from the Bank's products, services, and activities and ensuring that risk management has gone through an adequate risk management process prior to being implemented.
2.	Risk Measurement	All risks that have been identified must be measured as part of the evaluation of the results of the implementation of risk management and the basis for determining corrective action. One way to measure risk exposure is to determine risk parameters. These parameters must be adjusted if there are material changes in the product, process, or risk factors occur.
3.	Risk Monitoring and Limits	The Risk Taking Unit and Risk Management Unit are required to monitor risk exposure and risk limits and report this to the Board of Directors and Board of Commissioners periodically.
4.	Risk Control	Risk control must be carried out towards Bank's products, services, and activities. Risk control refers to the three lines of defense model, namely the Risk Taking Unit and Business Risk/ICR as the first line of defense. Risk Management Unit, Compliance and Legal, Finance and Planning, and Human Resources are the second line of defense, and Internal Audit (SKAI) is the third line of defense.
5.	Risk Management Information System	Risk Management Information System can accommodate risk mitigation strategy accurately and informatively, regarding financial conditions, functional performance and current risk exposures, safely, consistent, available, timely and with an audit trail.
6.	Implementation of Consolidated Risk Management	Consolidated risk management monitoring is limited to subsidiaries operating in the financial sector. This is in accordance with OJK regulations, which include: a. Oversight of the Board of Directors and the Board of Commissioners. b. Adequacy of risk management policy and procedures, as well as risk limits determination. c. Adequacy of risk identification, measurement, monitoring, and control processes as well as risk management information. d. Comprehensive Internal Control System.
7.	Implementation of Integrated Risk Management	Implementation of Integrated Risk Management is carried out based on the Integrated Risk Management Policy prepared by the Bank as the Lead Entity. This policy is a guideline for the Lead Entity and Financial Services Institutions members of the Conglomerate in carrying out risk and capital management activities, especially those related to the Financial Conglomerate. To support the effective implementation of Integrated Risk and Capital Management, the Bank established Integrated Risk Management Committee ("IRMC") as well as the IRMU function.

Climate Risk Management

In accordance with POJK No. 17 of 2023 and OJK guidance, SMBC Indonesia has begun identifying climate-related risks, both transition and physical risks. The identification process is carried out through pilot project of Climate Risk Management and Scenario Analysis (CRMS). The first phase of the CRMS piloting has been implemented in 2024, covering 50% of the Bank's portfolio for productive loan based on OJK priority sectors. This is followed by a second phase of the CRMS piloting in 2025, covering 100% of the Bank's portfolio for both productive and consumer loan.

The scenarios used in carrying out Climate Risk Management and Scenario Analysis (CRMS) refer to scenarios in accordance with OJK directions as outlined in the Climate Risk Management and Scenario Analysis (CRMS) guidance.

Based on the results of the second phase of the CRMS piloting, SMBC Indonesia starts preparing a climate risk management framework that is integrated with the risk management of the Bank, covering governance, strategy, risk management, as well as metrics and targets, and preparing the CRMS implementation process in accordance with OJK guidance.

Risk Management Culture

SMBC Indonesia considers it is important for all employees to know and understand the various risks faced in the Bank's activities. Therefore, a risk management culture is implemented by building trust, implementation, and management supervision, which will ensure that the Bank's activities are carried out in accordance with the prudent principle.

Risk culture is established through:

1. Direction and oversight from the Board of Directors and Board of Commissioners.
2. Introduction of risk management as an integral part of business implementation.
3. Compliance with all applicable policies, procedures, laws, and regulations.

Risk awareness and culture are built at all levels of the organization through:

1. Risk management by the Board of Directors and Board of Commissioners is carried out through a monitoring and supervision process at meetings of the Risk Monitoring Committee and Risk Management Committee.
2. Communication of the expected level of risk profile is carried out through determining various risk limits and portfolio management.
3. Giving authority to employees to handle risks carefully in carrying out bank business activities. Oversight of the implementation of risk management is carried out, among other things, by self-assessment methods and an internal monitoring system.
4. Implementation of training and/or risk awareness campaigns, which are carried out periodically and continuously.
5. Compliance with all applicable policies, procedures, laws, and regulations.
6. Monitoring the effectiveness of risk management in all areas.

Focus in 2025

1. The Bank began identifying climate risks through the implementation of a Climate Risk Stress Test and implementing climate-related initiatives in accordance with regulatory directives.
2. The Bank was in the process of stabilizing data integration to ensure the continued development of automated reporting.
3. Maintaining the Bank's risk profile in line with the Bank's risk appetite
4. Developing and implementing an Integrated Risk Management framework and policy within the financial conglomerate.
5. Improving the financial analysis framework through the implementation of automated scenario-based stress testing simulations in accordance with regulatory directives.
6. The Bank planned to strengthen its internal control system to combat financial crime to minimize losses.
7. Establishing an Anti-Financial Crime (AFC) Division to strengthen broader risk management against financial crime to protect the Bank's integrity and reputation.
8. Establishing a Non-Financial Risk Management Committee to strengthen the Board of Directors' oversight of Operational Risk, Cyber Risk and Information Security, Compliance Risk, Legal Risk, and Reputational Risk.
9. Refining the implementation of cybersecurity risk management, including information security management that adheres to regulatory provisions and applicable standards through procedures and tools used to manage these risks.
10. Continuously monitoring the risk management of subsidiaries by Bank SMBC Indonesia, as the parent company.
11. Improving human resource knowledge through internal and external training.

Plan for 2026

1. The Bank will continuously develop a framework for the implementation of climate risk management and continue the implementation of the Climate Risk Stress Test in accordance with regulatory directives.
2. Continue the process of stabilizing data flows for monitoring and adding non-conventional data for climate risk analysis/identification purposes.
3. Continue the initiative to develop the Financial Risk Analytics Framework by enhancing system capabilities.
4. Maintain the Bank's risk profile in line with the Bank's risk appetite.
5. Develop a risk monitoring framework to strengthen the implementation of integrated risk management and oversight functions within the SMBC Financial Conglomerate.
6. Develop the Internal Control & Risk System (ICRS) application to strengthen operational risk management, implement initiatives to strengthen the Bank's internal control system, and prepare for the implementation of operational resilience.
7. Continue the implementation of cybersecurity and information risk management at the Bank in line with the Cybersecurity & Information Security roadmap, improve cybersecurity and information management mechanisms, strengthen the Bank's detection and response capabilities to potential cybersecurity threats, and continuously refine the implementation of cybersecurity and information risk management. In addition, the Bank will also continue developing mechanisms and implementing personal data protection. The implementation of these activities will be carried out in accordance with applicable regulations and internal provisions.
8. The Bank will continue to periodically review its Market and Liquidity Risk exposure limits.
9. The Bank will continue to improve tools and systems to support analysis and reporting related to market and liquidity risk through system development, including a support system for the implementation of ILAAP.
10. Improve the knowledge of Human Resources, particularly Credit Officers, through internal and external training.

REVIEW OF THE EFFECTIVENESS OF THE RISK MANAGEMENT SYSTEM

SMBC Indonesia conducts a review of the effectiveness of the implementation of the risk management system used at least once a year. For the 2025 financial year, the results of the review are:

1. The Bank has implemented Climate Risk Management and Scenario Analysis (CRMS) in accordance with regulatory directives and has begun developing a climate risk management implementation framework.
2. The Bank is still stabilizing data flow and adding newly available information to ensure the smooth operation of the reporting automation process.
3. The Bank has submitted a Risk Profile report in accordance with OJK regulations.
4. The Bank has issued an Integrated Risk Management Policy that has been adjusted to the latest Financial Services Authority Regulation (POJK) regarding the Implementation of Integrated Risk Management.
5. The Bank is in the process of developing a Financial Risk Analytics Framework application through an automated process to conduct stress testing.
6. The Bank has undertaken several initiatives to combat financial crime, including monitoring suspicious transactions or fraud across all business segments, providing education and outreach to internal and external parties regarding awareness of financial crime risks, strengthening data analytics as an effort to proactively detect fraud, and continuously strengthening its internal control system, especially in high-risk processes:
    - Utilizing a fraud transaction detection and monitoring system for implementation across all business segments.
    - ORM & AFC collaborates with relevant work units to strengthen internal control processes for recurring operational risk incidents and financial crimes, including fraud.
    - Developing a data analysis process framework for continuous improvement in early fraud detection through data analysis.
7. The Anti-Financial Crime (AFC) Division was established in July 2025 under the Compliance & Legal Directorate, with the Division Head reporting directly to the Compliance & Legal Director. This division aims to strengthen broader risk management against financial crime to protect the Bank's integrity and reputation.
8. The Bank established a Non-Financial Risk Management Committee to enhance the Board of Directors' oversight of Operational Risk, Cyber and Information Security Risk, Compliance Risk, Legal Risk, and Reputation Risk.
9. The Bank has undertaken several initiatives and developments for cyber risk management, including information security management, and has begun implementing new initiatives to strengthen the Bank's cyber and information security implementation.
10. The Bank has conducted monitoring based on reports submitted by its Subsidiaries through the Communication Flow Procedure.
11. The Bank has conducted internal and external certification and training for human resource development.

STATEMENT OF THE BOARD OF DIRECTORS AND/OR BOARD OF COMMISSIONERS OR AUDIT COMMITTEE ON THE ADEQUACY OF RISK MANAGEMENT

In risk management organizations, active oversight by the Board of Commissioners is carried out through the Risk Monitoring Committee and the Board of Directors through the Risk Management Committee. The Board of Directors directly leads the implementation of risk management within the Bank.

For the implementation of risk management in 2025, the Board of Commissioners and the Board of Directors consider that the Bank's risk management is adequate. Its implementation has also been aligned with developments in the Bank's economic and business conditions.

The Bank's internal policies related to risk management refer to applicable laws, including the provisions of the Financial Services Authority, Bank Indonesia, and the Deposit Insurance Corporation. The Bank also has a review mechanism that is carried out periodically on the effectiveness of risk management implementation.

INTERNAL CONTROL SYSTEM

The Internal Control System approach used by SMBC Indonesia is using the 3 (three) lines of defense model. Each of these lines works independently with integrated roles and responsibilities, detailed as follows:

First Line of Defense

It is a Risk Taking Unit (RTU) that is assisted by the relevant Business Risk/ICR to enforce daily risk management practices in a disciplined manner.

Second Line of Defense

The Risk Management Work Unit, together with Compliance and Legal, Finance and Planning, and Human Resources, defines, refines, and ensures the implementation of risk management through adequate identification, measurement, monitoring, and control processes accompanied by adequate policies, procedures, and tools, as well as coordinating/ facilitating overall risk management activities.

Third Line of Defense

As the third line of defense in the Internal Control System, Internal Audit has the function of evaluating the implementation of risk management and assessing the effectiveness of internal control over all aspects of the Bank's activities using a risk-based approach.

Three Lines of Defense Model For Internal Control System

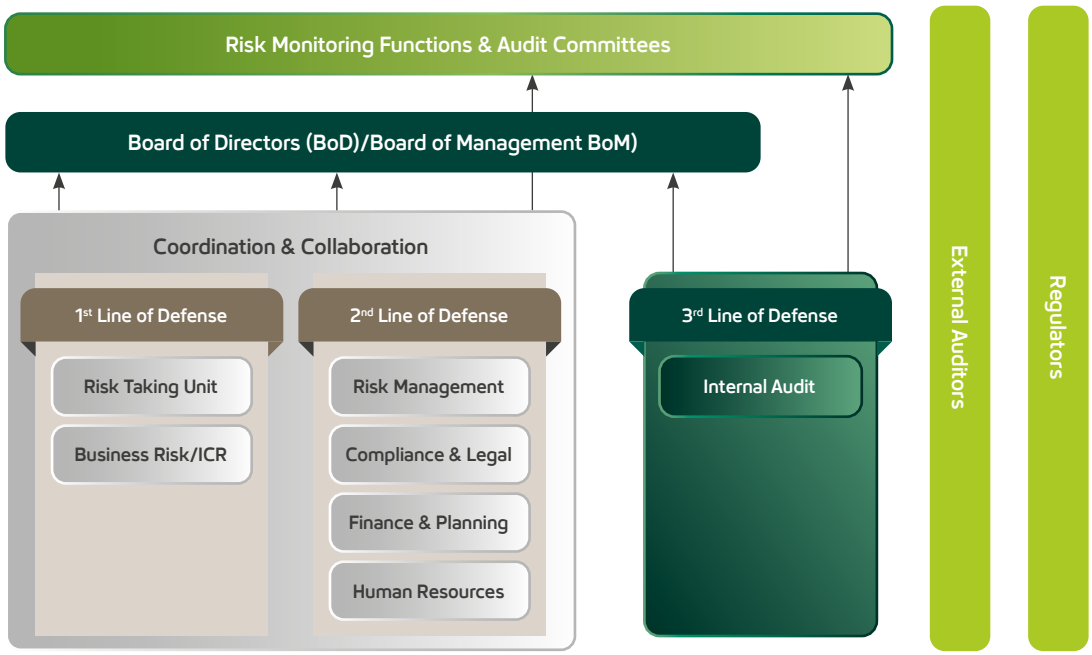

CAPITAL DISCLOSURE

Capital Structure

The complexity of the Bank's products and business activities continues to grow. Subsequently, risk measurement methods and techniques in omping industry. As a response, SMBC Indonesia must always maintain adequate capital in order to anticipate the risks faced by the Bank.

The Banks must also carry out capital management to ensure that the capital they currently have is above the minimum level set by the Financial Services Authority (OJK). Capital must also be adequate to anticipate the risks faced and support the Bank's business plans and strategic plans in the future.

The Bank's capital position as of 31 December 2025 based on applicable OJK regulations is as follows:

Consolidated Key Metrics Report as of 31 December 2025

(In million Rupiah)

No.	Deskripsi	T	T-1	T-2	T-3	T-4
Available capital (amounts)						
1	Common Equity Tier 1 (CET1)	44,027,008	45,294,747	44,788,769	44,750,201	44,187,414
2	Tier 1	44,027,008	45,294,747	44,788,769	44,750,201	44,187,414
3	Total capital	49,193,882	50,434,397	49,835,897	49,926,088	49,182,846
Risk-weighted assets (amounts)						
4	Total risk-weighted assets (RWA)	167,846,136	169,071,747	167,882,878	173,443,086	163,826,500
Risk-based capital ratios as a percentage of RWA						
5	CET1 ratio (%)	26.23%	26.79%	26.68%	25.80%	26.97%
6	Tier 1 ratio (%)	26.23%	26.79%	26.68%	25.80%	26.97%
7	Total capital ratio (%)	29.31%	29.83%	29.69%	28.78%	30.02%
Additional CET1 buffer requirements as a percentage of RWA						
8	Capital conservation buffer (2.5% from RWA) (%)	2.50%	2.50%	2.50%	2.50%	2.50%
9	Countercyclical Buffer (0-2.5% from RWA) (%)	0.00%	0.00%	0.00%	0.00%	0.00%
10	Capital Surcharge for Systemic Bank (1%-2.5%) (%)	1.00%	1.00%	1.00%	1.00%	1.00%
11	Total of bank CET1 specific buffer requirements (%) (row 8 + row 9 + row 10)	3.50%	3.50%	3.50%	3.50%	3.50%
12	CET1 Component for buffer	20.08%	20.65%	20.50%	19.60%	20.84%
Basel III leverage ratio						
13	Total Exposure	275,569,111	263,738,316	259,133,318	265,714,086	267,196,511
14	Leverage Ratio, including the impact from the adjustment of the temporary exemption from account with Bank Indonesia in regards with the fulfill of stipulated Minimum Reserve Requirement (if any)	15.98%	17.17%	17.28%	16.84%	16.54%
14b	Leverage Ratio, excluding the impact from the adjustment of the temporary exemption from account with Bank Indonesia in regards with the fulfill of stipulated Minimum Reserve Requirement (if any)	15.98%	17.17%	17.28%	16.84%	16.54%
14c	Leverage Ratio, including the impact of adjustment of the temporary exemption from account with Bank Indonesia in regards with the fulfill of stipulated Minimum Reserve Requirement (if any), which already included the average from gross asset carrying value Securities Financing Transaction (SFT)	15.94%	17.16%	17.28%	16.84%	16.55%
14d	Leverage Ratio, excluding the impact of adjustment of the temporary exemption from account with Bank Indonesia in regards with the fulfill of stipulated Minimum Reserve Requirement (if any), which already included the average from gross asset carrying value Securities Financing Transaction (SFT)	15.94%	17.16%	17.28%	16.84%	16.55%
Liquidity Coverage Ratio (LCR)						
15	Total high-quality liquid assets (HQLA)	45,723,921	36,098,129	34,952,303	34,852,429	41,697,340
16	Total net cash outflow	19,291,444	13,664,153	11,514,729	14,091,842	17,060,915
17	LCR ratio (%)	237.02%	264.18%	303.54%	247.32%	244.40%
Net Stable Funding Ratio (NSFR)						
18	Total available stable funding	175,554,124	173,748,862	173,487,498	178,159,002	180,332,951
19	Total required stable funding	142,775,894	144,905,031	145,928,334	150,420,445	144,245,411
20	NSFR ratio (%)	122.96%	119.91%	118.89%	118.44%	125.02%

QUALITATIVE ANALYSIS

- The Bank's core capital as of December 31, 2025, was Rp44 trillion, a decrease compared to the previous period. This was primarily due to a decrease in other additional capital reserves from current year profit, primarily influenced by an increase in credit provisions at the Bank and at multifinance subsidiaries due to additional credit provisions as a result of a more intensive portfolio review by the parent company within the conglomerate framework, which resulted in an increase in credit costs in Q4 2025.
- The Bank's total capital as of 31 December 2025, was Rp49.2 trillion, a decrease compared to the previous period's total capital. This was primarily due to a decrease in core capital.
- Total risk-weighted assets (RWA) increased in 31 December 2025 to Rp167.8 trillion due to a decrease in risk-weighted assets (RWA) for market risk.
- The decrease in core capital caused a decrease in the CET1 ratio, Tier 1 ratio, and total capital ratio. In December 2025, the total capital ratio was 29.31%.

Note:
T is quarterly period, T-1 is 1 quarterly previous period

The difference between Consolidation and Mapping Coverage in Financial Statements in accordance with Financial Accounting Standards with Risk Categories in accordance with the Financial Services Authority Regulations for Risk Categories (LI1)

(In million Rupiah)

	Carrying values as reported in published financial statements	Carrying values under scope of regulatory consolidation	Carrying values of items				
			Subject to credit risk framework	Subject to counterparty credit risk framework	Subject to the securitisation framework	Subject to the market risk framework	Not subject to capital requirements or subject to deduction from capital
ASSET							
Cash	1,246,542	1,246,542	-	-	-	23,934	1,246,542
Placements with Bank Indonesia	20,430,799	20,430,799	20,430,799	-	-	3,510,029	20,430,799
Placements with other banks	3,713,851	3,713,851	3,713,851	-	-	1,046,031	3,713,851
Spot and derivative / forward receivables	1,280,872	1,280,872	-	1,280,872	-	609,636	1,280,872
Securities	25,684,516	25,684,516	25,684,516	-	-	1,647,646	25,684,516
Securities sold under repurchase agreements (repo)	-	-	-	-	-	-	-
Claims from securities purchased under resale agreements (reverse repo)	1,683,826	1,683,826	-	1,683,826	-	-	1,683,826
Acceptance receivables	3,793,458	3,793,458	3,793,458	-	-	1,901,176	3,793,458
Loans	175,035,114	175,035,114	175,035,114	-	-	47,812,922	175,035,114
Sharia financing/receivables	10,352,755	10,352,755	10,352,755	-	-	-	10,352,755
Equity Investments	26,572	26,572	22,522	-	-	4,050	22,522
Other financial asset	1,349,948	1,349,948	1,349,948	-	-	511,009	1,349,948
Impairment on financial assets -/-	(7,161,342)	(7,161,342)	(7,161,342)	-	-	(173,464)	(7,161,342)
a. Securities	(71)	(71)	(71)	-	-	(37)	(71)
b. Loans and Sharia financing	(7,159,830)	(7,159,830)	(7,159,830)	-	-	(172,915)	(7,159,830)
c. Others	(1,441)	(1,441)	(1,441)	-	-	(513)	(1,441)
Intangible assets	6,373,786	6,373,786	-	-	-	-	-
Accumulated amortization of intangible assets -/-	(3,715,804)	(3,715,804)	-	-	-	-	-
Fixed assets and equipment	6,220,651	6,220,651	6,220,651	-	-	-	6,220,651
Accumulated depreciation on fixed assets and equipment -/-	(3,915,060)	(3,915,060)	(3,915,060)	-	-	-	(3,915,060)
Non-productive assets	229,716	229,716	229,716	-	-	-	229,716
a. Abandoned properties	27,070	27,070	27,070	-	-	-	27,070
b. Foreclosed assets	202,646	202,646	202,646	-	-	-	202,646
c. Suspense accounts	-	-	-	-	-	-	-
d. Interbranch assets	-	-	-	-	-	-	-
Other assets	3,217,965	3,217,965	-	-	-	14,742	2,514,707
TOTAL ASSET	**245,848,165**	**245,848,165**	**235,756,928**	**2,964,698**	**-**	**56,907,711**	**242,482,875**
LIABILITIES							
Demand deposits	28,853,961	28,853,961	-	-	-	12,900,892	28,853,961
Saving deposits	24,368,716	24,368,716	-	-	-	1,699,200	24,368,716
Time deposits	77,778,404	77,778,404	-	-	-	13,569,329	77,778,404
Electronic money	-	-	-	-	-	-	-
Liabilities to Bank Indonesia	-	-	-	-	-	-	-
Liabilities to other banks	4,479,647	4,479,647	-	-	-	3,473,250	4,479,647

(In million Rupiah)

	Carrying values as reported in published financial statements	Carrying values under scope of regulatory consolidation	Carrying values of items				
			Subject to credit risk framework	Subject to counterparty credit risk framework	Subject to the securitisation framework	Subject to the market risk framework	Not subject to capital requirements or subject to deduction from capital
Spot and derivative / forward liabilities	1,113,660	1,113,660	-	-	-	203,345	1,113,660
Securities sold under repurchase agreements (repo)	-	-	-	-	-	-	-
Acceptance liabilities	3,214,540	3,214,540	-	-	-	1,332,096	3,214,540
Securities issued	6,794,041	6,794,041	-	-	-	-	6,794,041
Borrowings	41,905,179	41,905,179	-	-	-	36,355,397	38,570,179
Margin deposits	620	620	-	-	-	-	620
Interbranch liabilities	-	-	-	-	-	-	-
Other liabilities	3,883,683	3,883,683	-	-	-	498,653	3,883,683
Minority Interest	6,001,946	6,001,946	-	-	-	-	6,001,946
TOTAL LIABILITIES	**198,394,397**	**198,394,397**	**-**	**-**	**-**	**70,032,161**	**195,059,397**
EQUITY							
Issued and fully paid-in capital	212,919	212,919	-	-	-	-	-
a. Authorized capital	300,000	300,000	-	-	-	-	
b. Unpaid capital -/-	(87,081)	(87,081)	-	-	-	-	
c. Treasury stock -/-	-	-	-	-	-	-	
Additional paid-in capital	17,798,805	17,798,805	-	-	-	-	236,534
a. Agio	17,562,271	17,562,271	-	-	-	-	-
b. Disagio -/-	-	-	-	-	-	-	-
c. Fund for paid up capital	-	-	-	-	-	-	-
d. Others	236,534	236,534	-	-	-	-	236,534
Other comprehensive income	802,004	802,004	-	-	-	-	(183,702)
a. Profit	1,173,506	1,173,506	-	-	-	-	187,800
b. Loss -/-	(371,502)	(371,502)	-	-	-	-	(371,502)
Reserves	42,953	42,953	-	-	-	-	-
a. General reserves	42,953	42,953	-	-	-	-	-
b. Appropriate reserves	-	-	-	-	-	-	-
Profit/loss	28,597,087	28,597,087	-	-	-	-	-
a. Previous years	28,654,127	28,654,127	-	-	-	-	-
b. Current year	505,557	505,557	-	-	-	-	-
c. Payable dividend -/-	(562,597)	(562,597)	-	-	-	-	-
TOTAL EQUITY ATTRIBUTABLE TO THE OWNERS OF PARENTS	**47,453,768**	**47,453,768**	**-**	**-**	**-**	**-**	**52,832**
TOTAL EQUITY	**47,453,768**	**47,453,768**	**-**	**-**	**-**	**-**	**52,832**
TOTAL LIABILITY AND EQUITY	**245,848,165**	**245,848,165**	**-**	**-**	**-**	**70,032,161**	**195,112,229**

QUALITATIVE ANALYSIS
The financial assets of lending and sharia financing are the assets with the biggest exposure and are subject to credit risk and market risk. Related to credit risk, the provision for such exposure has been calculated according to the applicable regulations. Meanwhile for market risk, the Bank has established a risk measurement method and monitors interest rate risk in the Banking Book which is reported regularly at ALCO committee meetings.

Key Differences between Carrying Value according to Financial Accounting Standards and Exposure Value according to OJK Regulations (LI2)

(In million Rupiah)

	Total	Items according to:			
		Credit Risk Framework	Securitization Framework	Counterparty Credit Risk Framework	Market Risk Framework
Asset carrying value amount under scope of regulatory consolidation (as per template LI1)	245,848,165	235,756,928	-	2,964,698	56,907,711
Liabilities carrying value amount under regulatory scope of consolidation (as per template LI1)	245,848,165	-	-	-	70,032,161
Total net amount under regulatory scope of consolidation	-	235,756,928	-	2,964,698	(13,124,450)
Off-balance sheet amounts	156,630,084	156,630,084			
Differences in valuations					
Differences due to different netting rules, other than those already included in row 2					
Differences due to consideration of provisions					
Differences due to prudential filters					
Exposure amounts considered for regulatory purposes					

Standard Format for Disclosure of Basel III Calculations (CC1)
31 December 2025

(In million Rupiah)

No	Component	Bank	Consolidated
Common Equity Tier 1 capital: instruments and reserves			
1	Directly issued qualifying common share (and equivalent for non-joint stock companies) capital plus related stock surplus	17,778,846	17,775,190
2	Retained earnings	24,164,090	28,597,087
3	Accumulated other comprehensive income (and other reserves)	1,019,307	1,028,659
4	Directly issued capital subject to phase out from CET1 (only applicable to non-joint stock companies)	N/A	N/A
5	Common share capital issued by subsidiaries and held by third parties (amount allowed in group CET1)	-	-
6	Common Equity Tier 1 capital before regulatory adjustments	42,962,243	47,400,936
Common Equity Tier 1 capital: regulatory adjustments			
7	Prudential valuation adjustments	-	-
8	Goodwill (net of related tax liability)	-	(1,098,208)
9	Other intangibles other than mortgage-servicing rights (net of related tax liability)	(689,577)	(1,559,774)
10	Deferred tax assets that rely on future profitability excluding those arising from temporary differences (net of related tax liability)	N/A	N/A
11	Cash-flow hedge reserve	N/A	N/A
12	Shortfall of provisions to expected losses	N/A	N/A
13	Securitisation gain on sale (as set out in paragraph 562 of Basel II framework)	-	-
14	Gains and losses due to changes in own credit risk on fair valued liabilities	-	-
15	Defined-benefit pension fund net assets	N/A	N/A
16	Investments in own shares (if not already netted off paid-in capital on reported balance sheet)	N/A	N/A
17	Reciprocal cross-holdings in common equity	-	-
18	Investments in the capital of Banking, financial and insurance entities that are outside the scope of regulatory consolidation, net of eligible short positions, where the Bank does not own more than 10% of the issued share capital (amount above 10% threshold)	N/A	N/A
19	Significant investments in the common stock of Banking, financial and insurance entities that are outside the scope of regulatory consolidation, net of eligible short positions (amount above 10% threshold)	N/A	N/A

(In million Rupiah)

No	Component	Bank	Consolidated
20	Mortgage servicing rights (amount above 10% threshold)	-	-
21	Deferred tax assets arising from temporary differences (amount above 10% threshold, net of related tax liability)	N/A	N/A
22	Amount exceeding the 15% threshold	N/A	N/A
23	of which: significant investments in the common stock of financials	N/A	N/A
24	of which: mortgage servicing rights	N/A	N/A
25	of which: deferred tax assets arising from temporary differences	N/A	N/A
26	National specific regulatory adjustments	(9,088,333)	(715,946)
26.a	Difference between PPA and CKPN	(1,096,263)	-
26.b	PPA from non-productive assets	(8,638)	(8,638)
26.c	Deferred tax assets	(146,727)	(703,258)
26.d	Investments	(7,836,705)	(4,050)
26.e	Capital shortfall in insurance subsidiary	-	-
26.f	Securitisation exposure	-	-
26.g	Others	-	-
27	Regulatory adjustments applied to Common Equity Tier 1 due to insufficient Additional Tier 1 and Tier 2 to cover deductions	-	-
28	Total regulatory adjustments to Common equity Tier 1	(9,777,910)	(3,373,928)
29	Common Equity Tier 1 capital (CET1)	33,184,333	44,027,008
Additional Tier 1 capital: instruments			
30	Directly issued qualifying Additional Tier 1 instruments plus related stock surplus	-	-
31	of which: classified as equity under applicable accounting standards	-	-
32	of which: classified as liabilities under applicable accounting standards	-	-
33	Directly issued capital instruments subject to phase out from Additional Tier 1	N/A	N/A
34	Additional Tier 1 instruments (and CET1 instruments not included in row 5) issued by subsidiaries and held by third parties (amount allowed in group AT1)	-	-
35	of which: instruments issued by subsidiaries subject to phase out	N/A	N/A
36	Additional Tier 1 capital before regulatory adjustments	-	-
Additional Tier 1 capital: regulatory adjustments			
37	Investments in own Additional Tier 1 instruments	N/A	N/A
38	Reciprocal cross-holdings in Additional Tier 1 instruments	-	-
39	Investments in the capital of Banking, financial and insurance entities that are outside the scope of regulatory consolidation, net of eligible short positions, where the Bank does not own more than 10% of the issued common share capital of the entity (amount above 10% threshold)	N/A	N/A
40	Significant investments in the capital of Banking, financial and insurance entities that are outside the scope of regulatory consolidation (net of eligible short positions)	N/A	N/A
41	National specific regulatory adjustments	-	-
41.a	Investments in AT1 instruments in other banks	-	-
42	Regulatory adjustments applied to Additional Tier 1 due to insufficient Tier 2 to cover deductions	-	-
43	Total regulatory adjustments to Additional Tier 1 capital	-	-
44	Additional Tier 1 capital (AT1) Jumlah AT 1 setelah faktor pengurang	-	-
45	Tier 1 capital (T1 = CET1 + AT1)	33,184,333	44,027,008
Tier 2 capital: instruments and provisions			
46	Directly issued qualifying Tier 2 instruments plus related stock surplus	3,335,000	3,335,000
47	Directly issued capital instruments subject to phase out from Tier 2	N/A	N/A
48	Tier 2 instruments (and CET1 and AT1 instruments not included in rows 5 or 34) issued by subsidiaries and held by third parties (amount allowed in group Tier 2)	-	-
49	of which: instruments issued by subsidiaries subject to phase out	N/A	N/A
50	Provisions	1,573,881	1,831,874
51	Tier 2 capital before regulatory adjustments Jumlah Modal Pelengkap (Tier 2)	4,908,881	5,166,874

(In million Rupiah)

No	Component	Bank	Consolidated
Tier 2 capital: regulatory adjustments			
52	Investments in own Tier 2 instruments	N/A	N/A
53	Reciprocal cross-holdings in Tier 2 instruments	-	-
54	Investments in the capital of Banking, financial and insurance entities that are outside the scope of regulatory consolidation, net of eligible short positions, where the Bank does not own more than 10% of the issued common share capital of the entity (amount above the 10% threshold)	N/A	N/A
55	Significant investments in the capital Banking, financial and insurance entities that are outside the scope of regulatory consolidation (net of eligible short positions)	N/A	N/A
56	National specific regulatory adjustments	-	-
56.a	Sinking fund	-	-
56.b	Investments in Tier 2 instruments in other banks	-	-
57	Total regulatory adjustments to Tier 2 capital	-	-
58	Tier 2 capital (T2)	4,908,881	5,166,874
59	Total capital (TC = T1 + T2)	38,093,214	49,193,882
60	Total risk weighted assets	137,841,864	167,846,136
Capital ratios and buffers			
61	Common Equity Tier 1 (as a percentage of risk weighted assets)	24.07%	26.23%
62	Tier 1 (as a percentage of risk weighted assets)	24.07%	26.23%
63	Total capital (as a percentage of risk weighted assets)	27.64%	29.31%
64	Institution specific buffer requirement (minimum CET1 requirement plus capital conservation buffer plus countercyclical buffer requirements plus G-SIB buffer requirement, expressed as a percentage of risk weighted assets)	8.00%	8.00%
65	*of which: capital conservation buffer requirement*	2.50%	2.50%
66	*of which: Bank specific countercyclical buffer requirement*	0.00%	0.00%
67	of which: G-SIB buffer requirement	1.00%	1.00%
68	Common Equity Tier 1 available to meet buffers (as a percentage of risk weighted assets)	18.07%	20.08%
National minima (if different from Basel 3)			
69	National Common Equity Tier 1 minimum ratio (if different from Basel 3 minimum)	N/A	N/A
70	National Tier 1 minimum ratio (if different from Basel 3 minimum)	N/A	N/A
71	National total capital minimum ratio (if different from Basel 3 minimum)	N/A	N/A
Amounts below the thresholds for deduction (before risk weighting)			
72	Non-significant investments in the capital of other financials	N/A	N/A
73	Significant investments in the common stock of financials	N/A	N/A
74	Mortgage servicing rights (net of related tax liability)	N/A	N/A
75	Deferred tax assets arising from temporary differences (net of related tax liability)	N/A	N/A
Applicable caps on the inclusion of provisions in Tier 2			
76	Provisions eligible for inclusion in Tier 2 in respect of exposures subject to standardised approach (prior to application of cap)	N/A	N/A
77	Cap on inclusion of provisions in Tier 2 under standardised approach	N/A	N/A
78	Provisions eligible for inclusion in Tier 2 in respect of exposures subject to internal ratings-based approach (prior to application of cap)	N/A	N/A
79	Cap for inclusion of provisions in Tier 2 under internal ratings-based approach	N/A	N/A
Capital instruments subject to phase-out arrangements (only applicable between 1 Jan 2018 and 1 Jan 2022)			
80	*Current cap on CET1 instruments subject to phase out arrangements*	N/A	N/A
81	Amount excluded from CET1 due to cap (excess over cap after redemptions and maturities)	N/A	N/A
82	*Current cap on AT1 instruments subject to phase out arrangements*	N/A	N/A
83	Amount excluded from AT1 due to cap (excess over cap after redemptions and maturities)	N/A	N/A
84	*Current cap on T2 instruments subject to phase out arrangements*	N/A	N/A
85	Amount excluded from T2 due to cap (excess over cap after redemptions and maturities)	N/A	N/A

Capital Reconciliation (CC2)

(In million Rupiah)

No	POS POS	Balance Sheet	Consolidated Balance Sheet with Prudential Principle
		31 December 2025	31 December 2025
ASSET			
1.	Cash	611,173	1,246,542
2.	Placements with Bank Indonesia	18,952,557	20,430,799
3.	Placements with other banks	3,226,477	3,713,851
4.	Spot and derivative / forward receivables	957,383	1,280,872
5.	Securities	15,795,918	25,684,516
6.	Securities sold under repurchase agreements (repo)	-	-
7.	Claims from securities purchased under resale agreements (reverse repo)	1,683,826	1,683,826
8.	Acceptance receivables	3,793,458	3,793,458
9.	Loans	149,875,621	175,035,114
10.	Sharia financing/receivables	-	10,352,755
11.	Equity Investments	7,859,227	26,572
12.	Other financial asset	1,180,930	1,349,948
13.	Impairment on financial assets -/-	(2,635,569)	(7,161,342)
	a. Securities	(71)	(71)
	b. Loans and Sharia financing	(2,634,057)	(7,159,830)
	c. Others	(1,441)	(1,441)
14.	Intangible assets	3,379,047	6,373,786
	Accumulated amortization of intangible assets -/-	(2,689,470)	(3,715,804)
15.	Fixed assets and equipment	3,900,483	6,220,651
	Accumulated depreciation on fixed assets and equipment -/-	(2,329,959)	(3,915,060)
16.	Non-productive assets	134,087	229,716
	a. Abandoned properties	27,070	27,070
	b. Foreclosed assets	107,017	202,646
	c. Suspense accounts	-	-
	d. Interbranch assets	-	-
17.	Other assets	1,921,307	3,217,965
	TOTAL ASSET	**205,616,496**	**245,848,165**

(In million Rupiah)

No	POS POS	Balance Sheet	Consolidated Balance Sheet with Prudential Principle
		31 December 2025	31 December 2025
LIABILITY AND EQUITY			
LIABILITY			
1.	Demand deposits	28,819,134	28,853,961
2.	Saving deposits	21,245,057	24,368,716
3.	Time deposits	69,437,938	77,778,404
4.	Electronic money	-	-
5.	Liabilities to Bank Indonesia	-	-
6.	Liabilities to other banks	4,486,056	4,479,647
7.	Spot and derivative / forward liabilities	895,033	1,113,660
8.	Securities sold under repurchase agreements (repo)	-	-
9.	Acceptance liabilities	3,214,540	3,214,540
10.	Securities issued	2,558,152	6,794,041
11.	Borrowings	29,793,253	41,905,179
12.	Margin deposits	620	620
13.	Interbranch liabilities	-	-
14.	Other liabilities	2,112,637	3,883,683
15.	Minority Interest	-	6,001,946
	TOTAL LIABILITY	**162,562,420**	**198,394,397**

(In million Rupiah)

No	POS POS	Balance Sheet	Consolidated Balance Sheet with Prudential Principle
		31 December 2025	31 December 2025
EQUITY			
16.	Issued and fully paid-in capital	212,919	212,919
	a. Authorized capital	300,000	300,000
	b. Unpaid capital -/-	(87,081)	(87,081)
	c. Treasury stock -/-	-	-
17.	Additional paid-in capital	17,826,728	17,798,805
	a. Agio	17,565,927	17,562,271
	b. Disagio -/-	-	-
	c. Fund for paid up capital	-	-
	d. Others	260,801	236,534
18.	Other comprehensive income	807,386	802,004
	a. Profit	976,354	1,173,506
	b. Loss -/-	(168,968)	(371,502)
19.	Reserves	42,953	42,953
	a. General reserves	42,953	42,953
	b. Appropriate reserves	-	-
20.	Profit/loss	24,164,090	28,597,087
	a. Previous years	23,268,559	28,654,127
	b. Current year	1,458,128	505,557
	c. Payable dividend -/-	(562,597)	(562,597)
	Total Equity Attributable to The Owners of Parents	43,054,076	47,453,768
	TOTAL EQUITY	**43,054,076**	**47,453,768**
TOTAL LIABILITY AND EQUITY		**205,616,496**	**245,848,165**

Disclosure of Capital Instruments Features (CCA)
31 December 2025

No	Questions	Bank	
		Capital	Capital
1	Publisher	PT Bank SMBC Indonesia, Tbk.	SMBC
2	Idenification Number	ISIN : 101000118508	N/A
3	Law	Indonesian Law	Indonesian Law
3a	Instruments that reliable having liability to held on section 13 from TLAC term sheet achieved		
	Instruments treatment based on KPMM		
4	During the period	N/A	N/A
5	After the period	CET1	T2
6	Is it eligible to Individual/Consolidation or Consolidation and Individual	Individual	Individual
7	Type of Instrument	Common Stock	Subordinated Loan
8	Amount recognized in KPMM calculation	17.778.846	3.335.000
9	Par value from the instrument	212.919	-
10	Classification based on Financial Accounting Standards	Equity	Liabilitas – Amortised Cost
11	Published date	-	26 Sep 2018 and renewed on 27 Sep 2021 and on 31 Jul 2024 (USD 100 million), & 23 Nov 2018 and renewed on 22 Nov 2021 and on 31 Jul 2024 (USD 100 million)
12	without maturity date (perpertual) or with maturity date	Perpetual	With Maturity Date
13	Maturity date	-	31 July 2031
14	Call Option execution from the approval of Otoritas Jasa Keuangan	No	No
15	Call optiondate, disbursed amount and other call option requirements (if any)	-	N/A
16	Subsequent call option Coupon/deviden	-	N/A
17	Dividend / Coupon with Fixed Interest or floating	-	N/A
18	The level of the coupon rate or other index be the reference	-	N/A
19	Whether or not the dividend stopper	-	N/A
20	Fully discretionary; partial or mandatory	-	N/A
21	Is there a step-up feature or other incentives	-	N/A
22	Noncumulative or cumulative.	-	N/A
23	Convertible or non-convertible	Non Convertible	N/A
24	If converted, specify a trigger point.	-	N/A
25	If converted, whole or in part	-	N/A
26	If converted, how the conversion rate	-	N/A
27	If converted, whether mandatory or optional	-	N/A
28	If converted, specify the type of instrument conversion	-	N/A
29	If converted, specify the issuer of the instrument converts it into	-	N/A
30	Write-down Features	No	N/A
31	If the write- down, specify trigger its	-	N/A
32	If the write-down, full or partial	-	N/A
33	If the write-down, permanent or temporary	-	N/A
34	If the temporary write- down, explain mechanisme write- up	-	N/A
35	Hierarchy of instruments at the time of liquidation	-	After the debt being paid to the creditor
36	Whether the transition to features that are non-compliant	No	N/A
37	If yes , explain the features of non-complaint	-	N/A

	Consolidate	
	Capital	Capital
	PT Bank SMBC Indonesia, Tbk.	SMBC
	ISIN : 101000118508	N/A
	Indonesian Law	Indonesian Law
	N/A	N/A
	CET1	T2
	Individual	Individual
	Common Stock	Subordinated Loan
	17.775.190	3.335.000
	212.919	-
	Equity	Liabilitas – Amortised Cost
	-	26 Sep 2018 and renewed on 27 Sep 2021 and on 31 Jul 2024 (USD 100 million), & 23 Nov 2018 and renewed on 22 Nov 2021 and on 31 Jul 2024 (USD 100 million)
	Perpetual	With Maturity Date
	-	31 July 2031
	No	No
	-	N/A
	-	N/A
	-	N/A
	-	N/A
	-	N/A
	-	N/A
	-	N/A
	-	N/A
	Non Convertible	N/A
	-	N/A
	-	N/A
	-	N/A
	-	N/A
	-	N/A
	-	N/A
	No	N/A
	-	N/A
	-	N/A
	-	N/A
	-	N/A
	-	After the debt being paid to the creditor
	No	N/A
	-	N/A

Quarterly Capital Adequacy Ratio (CAR) Calculation Report for Conventional Commercial Banks

(In million Rupiah)

No	Accounts	31 December 2025 Audited		31 December 2024 Audited	
		Individual	Consolidated	Individual	Consolidated
I	**Core Capital (Tier 1)**	**33,184,333**	**44,027,008**	**32,641,997**	**44,187,414**
	1 Common Equity Tier 1 (CET 1)	33,184,333	44,027,008	32,641,997	44,187,414
	1.1 Paid in capital (less Treasury stock)	212,919	212,919	212,919	212,919
	1.2 Disclosed reserves	41,644,423	47,179,379	41,153,729	47,206,777
	1.2.1 Additional Factor	42,749,324	47,188,017	41,821,227	47,211,872
	1.2.1.1 Other comprehensive income	976,354	985,706	943,788	953,161
	1.2.1.1.1 Excess differences arising from translation of financial statement	-	-	-	-
	1.2.1.1.2 Potential gain of the increase in the fair value of financial assets available for sale	44,977	45,191	12,410	12,646
	1.2.1.1.3 Fixed asset revaluation	931,377	940,515	931,378	940,515
	1.2.1.2 Other disclosed reserves	41,772,970	46,202,311	40,877,439	46,258,711
	1.2.1.2.1 Agio	17,565,927	17,562,271	17,565,927	17,561,631
	1.2.1.2.2 General reserves	42,953	42,953	42,953	42,953
	1.2.1.2.3 Previous years profit	22,705,962	28,091,530	21,038,289	25,841,141
	1.2.1.2.4 Current year profit	1,458,128	505,557	2,230,270	2,812,986
	1.2.1.2.5 Capital paid in advance	-	-	-	-
	1.2.1.2.6 Others	-	-	-	-
	1.2.2 Deduction Factor	(1,104,901)	(8,638)	(667,498)	(5,095)
	1.2.2.1 Other comprehensive income	-	-	-	-
	1.2.2.1.1 Excess differences less from translation of financial statement	-	-	-	-
	1.2.2.1.2 Potential losses from the decrease in the fair value of financial assets available for sale	-	-	-	-
	1.2.2.2 Other disclosed reserve	(1,104,901)	(8,638)	(667,498)	(5,095)
	1.2.2.2.1 Disagio	-	-	-	-
	1.2.2.2.2 Previous years loss	-	-	-	-
	1.2.2.2.3 Current year loss	-	-	-	-
	1.2.2.2.4 Differences between required provision and allowance for impairment losses of earning assets	(1,096,263)	-	(662,403)	-
	1.2.2.2.5 Negative differences on adjustment of fair value on financial instrument in the Trading Book	-	-	-	-
	1.2.2.2.6 Required provision on non-productive assets	(8,638)	(8,638)	(5,095)	(5,095)
	1.2.2.2.7 Others	-	-	-	-
	1.3 Non-Controlling Interests that can be calculated	-	-	-	-
	1.4 Deduction factor to common equity tier 1 (CET 1)	(8,673,009)	(3,365,290)	(8,724,651)	(3,232,282)
	1.4.1 Deferred tax calculation	(146,727)	(703,258)	(129,036)	(370,403)
	1.4.2 Goodwill	-	(1,098,208)	-	(1,098,208)

(In million Rupiah)

No	Accounts	31 December 2025 Audited		31 December 2024 Audited	
		Individual	Consolidated	Individual	Consolidated
	1.4.3 Other intangible assets	(689,577)	(1,559,774)	(758,910)	(1,710,908)
	1.4.4 Investment that can be calculated as deduction factor	(7,836,705)	(4,050)	(7,836,705)	(52,763)
	1.4.5 Shortage of capital on insurance subsidiary company	-	-	-	-
	1.4.6 Securitization exposures	-	-	-	-
	1.4.7 Other deduction factor to common equity tier 1	-	-	-	-
	1.4.7.1 Placement of funds in instruments AT 1 and / or Tier 2 other banks	-	-	-	-
	1.4.7.2 Cross-ownership in another entity acquired by the transition because of the law, grants, or grants will	-	-	-	-
	1.4.7.3 Exposure that causing Credit Risk due to settlement risk - Non Delivery Versus Payment	-	-	-	-
	1.4.7.4 Exposure in child company which held sharia principle	-	-	-	-
	2 Additional Tier 1 (AT 1)	-	-	-	-
	2.1 The instrument meets the requirements of AT 1	-	-	-	-
	2.2 Agio/Disagio	-	-	-	-
	2.3 Deduction Factors : Investment in AT1 and/or Tier 2 instruments with other Bank	-	-	-	-
	2.3.1 Placement of funds in instruments AT 1 and/or Tier 2 other banks	-	-	-	-
	2.3.2 Cross-ownership in another entity acquired by the transition because of the law, grants, or grants will	-	-	-	-
II	**Supplementary Capital (Tier 2)**	**4,908,881**	**5,166,874**	**4,734,951**	**4,995,432**
	1 Capital instrument in form of shares or others which are qualified Tier 2 requirements	3,335,000	3,335,000	3,219,000	3,219,000
	1.1 Preferred Stock (perpetual cumulative, non perpetual), after buy back deduction	-	-	-	-
	1.2 Subordinated bonds (perpetual cumulative, non perpetual), after buy back deduction	-	-	-	-
	1.3 Subordinated loan (perpetual cumulative, non perpetual), after buy back deduction	3,335,000	3,335,000	3,219,000	3,219,000
	1.4 Mandatory convertible bond	-	-	-	-
	1.5 Tier 2 published by bank and non bank which acquired by other party (consolidated)	-	-	-	-
	1.6 Amortization based on remaining maturity	-	-	-	-
	2 Agio/Disagio	-	-	-	-
	3 General required provision of earning assets (maximum 1.25% of RWA)	1,573,881	1,831,874	1,515,951	1,776,432
	4 Deduction factor to supplementary capital	-	-	-	-
	4.1 Sinking Fund	-	-	-	-
	4.2 Placement of funds in instruments AT 1 and / or Tier 2 other banks	-	-	-	-
	4.3 Cross-ownership in another entity acquired by the transition because of the law, grants, or grants will	-	-	-	-
TOTAL CAPITAL		**38,093,214**	**49,193,882**	**37,376,948**	**49,182,846**

	31 December 2023 Diaudit		31 December 2024 Diaudit	
	Individual	Consolidated	Individual	Consolidated
Risk Weighted Asset (RWA)				
RWA Credit Risk	125,869,579	155,113,928	121,209,907	151,246,559
RWA Market Risk	1,477,957	1,477,957	1,850,461	1,850,461
RWA Operational Risk	10,494,328	11,254,251	10,491,515	10,729,480
Total RWA	137,841,864	167,846,136	133,551,883	163,826,500
CAR Ratio Based on Risk Profile (%)	9.23%	9.23%	9.20%	9.18%
CAR Allocation Based on Risk Profile				
From CET 1 (%)	6.00%	6.15%	6.00%	6.13%
From AT 1 (%)	0.00%	0.00%	0.00%	0.00%
From Tier 2 (%)	3.23%	3.08%	3.20%	3.05%
CAR Ratio				
CET1 Ratio (%)	24.07%	26.23%	24.44%	26.97%
Tier 1 Ratio (%)	24.07%	26.23%	24.44%	26.97%
Tier 2 Ratio (%)	3.56%	3.08%	3.55%	3.05%
CAR Ratio (%)	27.63%	29.31%	27.99%	30.02%
CET 1 for BUFFER (%)	18.07%	20.08%	18.44%	20.84%
Buffer Percentage Should be Fulfilled by Bank (%)				
Capital Conservation Buffer (%)	2.50%	2.50%	2.50%	2.50%
Countercyclical Buffer (%)	0.00%	0.00%	0.00%	0.00%
Capital Surcharge for Systemic Bank (%)	1.00%	1.00%	1.00%	1.00%

Total Exposure Report in Leverage Ratio

(In million Rupiah)

No.	Description	Amount	
		Individual	Consolidated
1	Total assets in published financial statements. (gross amont before deduction of Impairement)	208,252,067	253,009,507
	Adjustment		
2	Adjustment for investment in banking, financial institution, insurance company and / other entities that are consolidated for accounting purposes but outside the scope of stipulated Finacial Service Authority	-	-
3	Adjustment for collecting amount of financial asset or syariah asset as the underlying which have been divert into the asset securitization to meet the qualification for sale of without recourse of prudendce during the securitization asset activity for commercial bank.	-	-
4	Adjustment for temporary exception in regards with the placement in Bank Indonesia to meet the minimum reserve requirements stipulations (if any)		
5	Adjustment for fiduciay asset that recognized as the balance sheet component based on the financial accounting standard however not included in Leverage Ratio calculation		
6	Adjustment for regular-way purchases and sales of financial assets subject to trade date	-	-
7	Adjustment for eligible cash pooling transactions that fulfill the requirement as stipulated in Financial Service Authority regulation.	-	-
8	Adjustment for exposure amount of derivative transaction	2,732,446	2,408,956
9	Adjustment for exposure amount of Securities Financing Transaction (SFT) exposure for an example Reverse Repo transactions	2,116,094	2,116,094
10	Adjustment for exposure amount of Off Balance Transaction converts with Credit Conversions Factor	27,863,452	27,880,450
11	Prudent valuation adjustments as the deduction of capital and impairment	(11,184,374)	(9,845,896)
12	Other Adjustments	-	-
13	**Total Exposure in Leverage Ratio Calculation (Sum row 1 + row 2 until row 12)**	**229,779,685**	**275,569,111**

Leverage Ratio Calculation Report

(In million Rupiah)

No	Description	Individual		Consolidated	
		T	T - 1	T	T - 1
Asset Exposure in Financial Statement					
1	Asset Exposure in the Financial Statement including the guarantee, but not including the exposure of Derivative Transaction and exposure of SFT (Gross amount before deduction of Impairment)	207,294,685	194,795,389	251,728,635	238,346,551
2	Revaluation for derivative collateral which given to other party which impacted decrement of total exposure in Balance Sheet because due to implementation of Financial Accounting Standard	-	-	-	-
3	(Deduction of receivables related with cash variation margin which provided in derivatives transactions)	-	-	-	-
4	(Adjustment for securities received under exposure of securities financing transactions that are recognised as an asset)	-	-	-	-
5	Impairement of the certain assets in accordance with Financial Accounting Standard	(2,635,570)	(2,845,015)	(7,161,342)	(5,426,867)
6	(Asset that has been calculated as a deduction factor of Core Capital as stated on Financial Service Authority regulation regarding the obligation of minimum capital reserve for commercial bank)	(8,548,804)	(8,568,901)	(2,684,554)	(2,740,884)
7	**Total asset Exposure in Financial Statement**	**196,110,311**	**183,381,473**	**241,882,739**	**230,178,800**
Derivative Transaction Exposure					
8	Replacement cost asscociated with all derivatives transaction in where has a vatiation margin that applicable or has an agreement for netting in fulfill the certain condition.	1,333,572	1,592,530	1,333,572	1,592,530
9	Add-on amounts for PFE associated with all derivatives transactions	2,356,256	2,434,608	2,356,256	2,434,608
10	(Exempted of exposure of Derivative transaction which settled throught central counterparty (CCP))	-	-	-	-
11	Adjustment of effective notional amount from credit derivatives	-	-	-	-
12	(Adjustment for notional amount tha effectively done with netting and deduction of add-on for selling of derivative credit transaction)	-	-	-	-
13	**Total Derivatives Exposures Sum of rows 8 to 12**	**3,689,828**	**4,027,138**	**3,689,828**	**4,027,138**
Securities Financing Transaction (SFT) Exposure					
14	Gross SFT assets	1,683,826	1,336,141	1,683,826	1,336,141
15	(Nett amounts of cash payables and cash receivables)	-	-	-	-
16	Credit Risk due to failure from the other party related with SFT Asset which refer to calculation of current exposure in accordance with the attachment of this Financial Service Authority regulation.	432,268	121,880	432,268	121,880
17	Exposure as an SFT agent	-	-	-	-
18	**Total SFT Exposure Sum of rows 14 to 17**	**2,116,094**	**1,458,021**	**2,116,094**	**1,458,021**
Other Off-Balance Sheet Transactions Exposure					
19	All of Commitment amount or Contigency amount, Gross amount before Impairment deduction	156,460,086	157,188,008	156,630,084	157,488,878
20	(Adjustment with the result of multipliation amount between Commitment and Contigency and CCF then deducted with Impairment)	(128,575,678)	(129,118,694)	(128,728,678)	(129,389,477)
21	(Impairment from the Off Balance Sheet Transaction in accordance with Financial Accounting Standard)	(20,956)	(25,044)	(20,956)	(25,044)
22	**Total Other Off-Balance Sheet Transactions Exposures Sum of rows 19 to 21**	**27,863,452**	**28,044,270**	**27,880,450**	**28,074,357**
Capital and Total Exposure					
23	Core Capital	33,184,333	32,674,340	44,027,008	45,294,747
24	**Total Exposure (7+13+18+22)**	**229,779,685**	**216,910,902**	**275,569,111**	**263,738,316**
Leverage Ratio					
25	Leverage Ratio includes the effect from adjustment of temporarily exception from placement in Bank Indonesia in regards with the fulfillment of Minimum Reserve Requirements (if any)	14.44%	15.06%	15.98%	17.17%
25a	Leverage Ratio not includes the effect from adjustment of temporarily exception from placement in Bank Indonesia to meet Minimum Reserve Requirements provisions (if there is)	14.44%	15.06%	15.98%	17.17%
26	Minimum value of Leverage Ratio	3%	3%	3%	3%
27	Bearing to Leverage Ratio value	N/A	N/A	N/A	N/A

(In million Rupiah)

No	Description	Individual		Consolidated	
		T	T - 1	T	T - 1
Disclosure of Average Value					
28	Average value of gross SFT assets, after adjustment for sale accounting transactions and netted of amounts of associated cash payables and cash	2,730,802	1,732,759	2,730,802	1,732,759
29	Quarter-end value of gross SFT assets, after adjustment for sale accounting transactions and netted of amounts of associated cash payables and cash receivables	1,683,826	1,336,141	1,683,826	1,336,141
30	Total exposures (including the impact of any applicable temporary exemption of central bank reserves) average values from row 28 of gross SFT assets (after adjustment for sale accounting transactions and netted of amounts of associated cash payables and cash receivables)	230,394,393	217,185,640	276,183,819	264,013,054
30a	Total exposures (excluding the impact of any applicable temporary exemption of central bank reserves) average values from row 28 of gross SFT assets (after adjustment for sale accounting transactions and netted of amounts of associated cash payables and cash receivables)	230,394,393	217,185,640	276,183,819	264,013,054
31	Leverage ratio (including the impact of any applicable temporary exemption of central bank reserves) average values from row 28 of gross SFT assets (after adjustment for sale accounting transactions and netted of amounts of associated cash payables and cash receivables)	14.40%	15.04%	15.94%	17.16%
31a	Leverage ratio (excluding the impact of any applicable temporary exemption of central bank reserves) average values from row 28 of gross SFT assets (after adjustment for sale accounting transactions and netted of amounts of associated cash payables and cash receivables)	14.40%	15.04%	15.94%	17.16%

In general, the capital component is dominated by permanent capital. Core capital is the largest element of Bank capital. In December 2025, the core capital to RWA ratio was 26,23% (consolidated). This ratio is far above the minimum CAR provisions of the Financial Services Authority. The Bank will also continue to strive to maintain CAR at a healthy level.

The Bank's capital structure on a consolidated basis is dominated by core capital (89% of SMBC Indonesia's total capital on a consolidated basis). This capital consists of paid-in capital and additional capital reserves, including agio and retained earnings.

The sources of capital that are expected to be used by the Bank to realize its capital plan or meet the Bank's capital requirements are from Retained Earnings and additional capital from shareholders, either through a Rights Issue or a public offering. The accumulation Of Retained Earnings is influenced by the amount of dividends paid by the Bank to shareholders as decided at the General Meeting of Shareholders. In determining dividend payments, the Bank always considers capital adequacy both in terms of fulfilling the CAR and fulfilling the Legal Lending Limit (LLL) in accordance with future credit growth plans. The Bank's capital is projected to increase in line with accumulated profits.

The Bank's total capital as of December 31, 2025, was Rp49,2 trilion, relatively stable compared to 2024, which amounted to IDR 49.2 trillion.

Capital Adequacy

SMBC Indonesia uses standard capital ratios to monitor capital adequacy in accordance with industry standards. OJK's approach to measuring capital is primarily based on monitoring required capital requirements against available capital, and the Bank continuously implements the Internal Capital Adequacy Assessment Process (ICAAP) in accordance with applicable regulations.

This relates to determining capital adequacy in accordance with the provisions of the Bank's risk profile. This process is carried out to increase the Bank's effectiveness in implementing risk management.
To manage capital against credit risk, banks also use the Standardized Approach. Generally, ATMR calculations are based on risk weightings in accordance with OJK regulations and ratings issued by rating agencies designated by the regulator.

The Bank calculates capital adequacy for operational risk using the Standard Approach method. Based on this method, the Bank allocates minimum capital for operational risk based on multiplying the Business Indicator Components (KIB) with the Internal Loss Multiplier Factor (FPKI).

In calculating RWA for Market Risk, the Bank uses standard methods in accordance with OJK provisions regarding the calculation of RWA for Market Risk. Bank management has a good understanding of managing capital. The Bank views capital planning as an important element to realize strategic objectives.

The Bank carries out an analysis of the Bank's capital adequacy for now and in the future through a strategic planning process. This is demonstrated by maintaining the performance of the Bank and its parent company through continuous monitoring of the quality of risk management, regular audits by the Internal Audit Work Unit, adequate policies regarding dividend distribution, and management commitment to the Bank's strategies and targets as outlined in the Bank's Business Plan (RBB).

The Bank's capital ratio is considered very good, namely above the requirements determined by the Financial Services Authority. The capital growth trend based on the Bank Business Plan (RBB) also shows the ability to support the Bank's business expansion in the future. Subsequently, if it is related to incentives for the Minimum Statutory Reserve (GWM) requirement for the Macroprudential Intermediation Ratio (RIM). The Bank's CAR value has met the minimum provisions required by the OJK, namely 8.0%-14.0%. In accordance with the results of an independent assessment of the Bank's risk profile, the CAR position based on the risk profile as of December 2025 is 9,23%.

DISCLOSURE OF RISK EXPOSURE

A. Credit Risk

Credit risk management at SMBC Indonesia is the implementation of the prudent principle to prevent risks arising from the failure of other parties to fulfill their obligations to the Bank, in this case credit risk due to concentrated provision of funds (Credit Concentration Risk), credit risk due to failure of counterparties (counterparties credit risk), credit risk due to settlement failure (settlement risk), and credit risk due to country risk (including transfer risk).

Credit Risk Management Organizational Structure

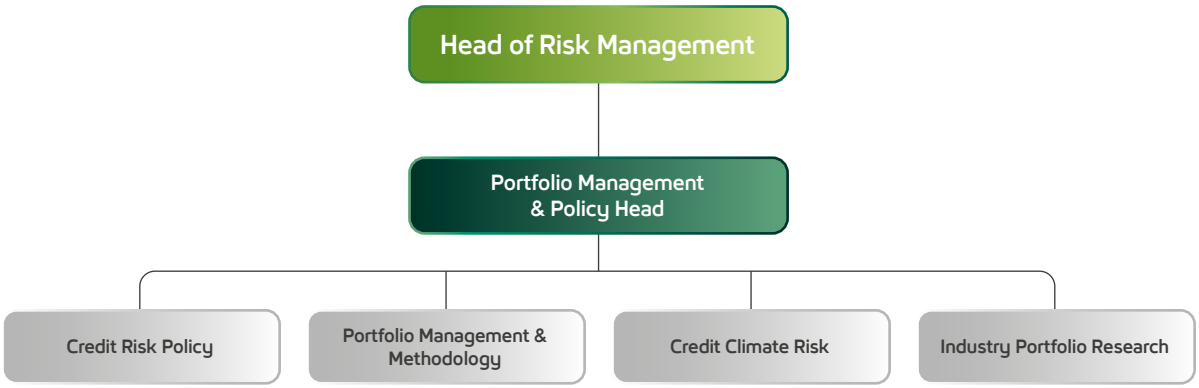

Credit Risk Management Strategy

The implementation of SMBC Indonesia's risk management strategy is aligned with its overall business strategy, taking into account the Credit Risk Appetite Framework and conducting regular monitoring in accordance with the Bank's Business Plan. A risk management strategy is prepared to ensure that the Bank's credit exposure is managed in a controlled in accordance with credit policies, internal procedures, rules and regulations, as well as other applicable provisions.

A structured credit risk management strategy is based on the following general principles:

1. Long term oriented to ensure the continuity of the Bank's business by considering economic conditions/cycles.
2. Comprehensive to be able to control and manage risks and their mitigation.

The risk management strategy is prepared by considering the following factors:

1. Economic and business developments and the impacts that may occur due to risks faced by the Bank.
2. The Bank's organizational structure includes the adequacy of human resources and supporting infrastructure in running the Bank's business and the Bank's ability to manage risk.
3. Composition and diversification of the Bank's portfolio.

The Bank is categorized as one of the systemic banks in Indonesia. Therefore, SMBC Indonesia has prepared a Recovery Plan Document, including aspects of asset quality. The recovery plan identifies options to restore financial strength and viability if the Bank faces severe pressure, especially concerning asset.

Credit Concentration Risk Management Policy

In managing credit concentration risk, which is closely monitored by the Bank, includes exposure to industrial sectors, certain types of credit as well as exposure to individuals and groups. Monitoring results are always evaluated as part of early detection.

The Bank manages and controls credit risk concentrations wherever such risks are identified, specifically for individual and group debtors, as well as industry, and the geographic sectors.

Credit Risk Management Framework

Credit risk measurement is carried out on a portfolio and transactional basis. This measurement can use quantitative or qualitative methods in accordance with standard provisions from the OJK and/or adopted best practices or internal models developed by the Bank. Credit risk measurement is carried out, among other things, through two factors, namely risk ratings and stress tests.

Adequacy of Policies, Procedures, and Limit Risk

Setting Credit policy is a guideline for implementing the credit process carried out by the Bank. SMBC Indonesia's credit policy refers to Financial Services Authority Regulation No. 42/POJK.03/2017 concerning Obligations for Preparing and Implementing Credit or Financing Policies for Commercial Banks.

The Bank always reviews policies and procedures in the credit sector periodically, especially if there are changes in economic conditions, changes in regulations, and/or business approaches.

This policy aims to create credit risk management that is in accordance with global standards as a Bank that is active internationally and carries out credit in a fair and organized manner for the Bank's credit soundness.

The Bank continues to actively manage and supervise the implementation of risk management and effectively improve policies, procedures and development of the risk management systems.

Aside from establishing policies and procedures, the Bank also establishes limits to maintain credit risk exposure in line with the Bank's risk appetite. These limits, among others, cover the limit for credit approval authority, which is adjusted to the competency of the decision maker and the level of risk and ensures that there is no conflict of interest in the process of credit being extended to customers.

Meanwhile, establishing the Legal Lending Limit determination is conducted in accordance under OJK Regulation OJK provisions, namely POJK No. 32/POJK.03/2018, and its amendment in POJK Regulation No. 38/POJK.03/2019, by taking into account current regulations.

Adequacy of Risk Identification, Measurement, Monitoring, and Control Processes, as well as Risk Management Information Systems

SMBC Indonesia's credit risk management framework is implemented through the integrated process consisting of risk identification, measurement, monitoring, and control/mitigation processes. The identification process, among others, starts from determining the industry sector or customer segment to be financed, analysis of the customer's proposed credit as well as analysis of the products and activities that may potentially generate credit risks by reviewing Credit Product Program and assessing the risk exposure increase.

Based on this identification process, the Bank measures credit risk with the main indicators that show the debtor's credit quality, such as the non-performing loan ratio. The Bank regularly measures bad quality asset as well as conducts supervision on debtors included in the watchlist account in relevant business segments to monitor individual debtors who experience changes in risk levels. As part of the credit risk measurement, stress testing is administered to assess the Bank's resilience in extreme conditions.

The credit risk measurement system must take into consideration of the product characteristics, tenure, collateral aspect, potential default, and the Bank's capability to absorb potential failures. The Bank also carries out a quantification process, among others, on the asset portfolio composition, which covers the type, exposure feature, credit growth, expected credit loss provision, the level of concentration and quality of credit, including the level of non-performing loan and repossessed assets.

The Bank monitor actual credit risk exposure compared the credit risk limits. In addition, the Bank also monitors the management of non-performing loan as well as monitors the conformity between policies and the implementation of credit risk management.

Improvement of the management information system is conducted continuously in order to periodically present information on credit risks. The Management Information System covers up to the level of quite detailed information to detect any unfavorable development at the earliest possible, which would enable necessary actions to be taken on accurate timing for improvement of declining credit quality or to minimize credit loss.

SMBC Indonesia closely monitors the loan portfolio, which enables the Bank to take preventive actions promptly in the event of a credit quality deterioration. This is done by early detection of problems and conducting stringent monitoring.

Internal Control System for Credit Risk

The Internal Control System is implemented to manage risks that endanger the Bank's business continuity. For example, the implementation of effective procedures for handling non-performing loan, which is by separating the credit remedial function from the credit initiation function.

The results of handling non-performing loan must be documented so that it can be used as a material reference for consideration in extending or restructuring loan. Credit risk can also be controlled through risk mitigation, active management of position and portfolio risk through monitoring portfolio composition.

Definition of Non-Performing Assets

Asset classification must be carried out for productive assets and non-productive assets. In principle, the provisions regarding asset quality follow the provisions regulated in Financial Services Authority Regulation No. 40/POJK.03/2019 concerning the Asset Quality Assessment of Commercial Bank.

Determination of credit quality for retail and SME segment loans under Rp5 billion*) based on payment accuracy. Meanwhile, the SME segments above Rp5 billion*), and commercial and corporate segments are based on 3 pillar assessment factors.

*) subject to change in accordance with applicable OJK regulations

Definition of Past-Due Claims

Claims that are past-due are all claims that are more than 90 (ninety) days in arrears, both for principal payments and/or interest payments.

Definition of Impaired Claims

The Bank assesses financial assets/groups of financial assets that experience impairment at each balance sheet date. Claims that are impaired are determined based on financial assets/groups of financial assets with objective evidence of impairment as a result of one or more events that occur following the initial recognition of the concerned (adverse event). Such adverse event impacts estimate of future cash flows for financial assets or groups of financial assets that can be estimated accurately.

Approach to Establishing Allowance for Impairment Losses

The Bank has implemented PSAK 109 to estimate allowance for impairment losses on financial assets. This provision requires that loss allowance be recognized in the amount of expected credit losses (ECL 12 months) or expected credit losses over the life of the financial asset (ECL lifetime).

ECL lifetime is the expected loss originating from all possible default events throughout the expected lifetime of a financial instrument. Meanwhile, the 12 months ECL is the portion of expected credit losses originating from the possibility of default in the 12 months after the reporting date.

Expected credit losses are a weighted probability estimate of credit losses (i.e., the present value of all cash shortfalls) over the expected life of a financial instrument. A cash shortfall is the difference between

the cash flows that an entity is expected to receive. Considering that expected credit losses consider the amount and timing of payments, credit losses still arise even though the entity expects to be paid in full after the maturity date.

Expected credit losses (ECL) are recognized for all financial debt instruments, loan commitments, and financial guarantees that are classified as hold to collect or hold to collect and sell and have SPPI cash flows. ECL is not recognized for financial instruments designated as FVTPL and equity instruments designated as FVOCI.

Estimating credit exposure for risk management purposes is complex and requires the use of models, as exposure varies with changes in market conditions, expected cash flows, and the passage of time. Credit risk assessment of an asset portfolio requires further estimation of the likelihood of default from the associated loss ratios and the correlation of defaults between parties.

Banks measure credit risk using Probability of Default (PD), Exposure at Default (EAD), Loss Given Default (LGD), and macroeconomic variables for forward-looking estimates.

In accordance with PSAK 109, the Bank applies a "Three-Stage" model for impairment based on changes in credit quality since initial recognition as summarized below:

1. Financial instruments that have not experienced credit impairment since initial recognition are classified in "Stage 1."
2. If a significant increase in credit risk ("SICR") since initial recognition is identified, the financial instrument is moved to "Stage 2" but is not yet considered credit impaired.
3. If a financial instrument experiences a decline in credit value, the financial instrument is then moved to "Stage 3." PSAK 109 does not apply to Subsidiaries that are sharia-based entities.

Standard Approaches Used for Credit Risk

In calculating Risk Weighted Assets (RWA) for credit risk, the Bank uses a standard approach in accordance with OJK Circular Letter No.24/SEOJK.03/2021 concerning Guidelines for Calculating Weighted Assets According to Credit Risk Using a Standard Approach for Commercial Banks. Through this approach, Credit Risk Weighted Assets are calculated based on the type of portfolio category and risk weight. The risk weight is determined, among other things, based on the results of debtor or counterparty ratings issued by rating agencies recognized by the Financial Services Authority in accordance with the Financial Services Authority Circular regarding rating agencies and ratings recognized by the Financial Services Authority, as well as based on certain percentages for certain portfolio categories.

The loan portfolio is divided into several asset classes, among others, loan to the government, to multilateral development banks and international institutions, of covered bonds, loans with residential houses as collateral, loans with commercial property as collateral, loans to public sector entities, loans to banks, loans to employees and pensions, loans to micro-small businesses and retail portfolios, loans to corporations and overdue loans, loans to securities and other financial services institutions; securities/subordinated receivables, equity, and other capital instruments: credit for land acquisition, land processing, and construction

Credit Risk Mitigation Disclosures

Banks adopt a series of policies and practices to mitigate credit risk. In calculating the RWA Credit Risk Standard Approach, the existence of collateral, guarantees, or credit insurance can be recognized as a credit risk mitigation technique in accordance with regulatory provisions.

Acceptable Collateral Criteria

The types of collateral that are acceptable are as follows:

1. Land and/or building
2. Vehicle
3. Equipment (including machinery and heavy equipment)
4. Cash collateral
5. SBLC
6. Receivables
7. Inventory

Collateral Management by SMBC Indonesia

For the Bank, collateral is a second way out to reduce the risk of loss. The Bank only accepts valuable and sellable collaterals at a reasonable cost, free from all other forms of legal binding and free from disputes. Evaluation of collaterals must be conducted prior to approval and extension of the facility or in the context of credit remedial.

During the credit period, an evaluation and review of the collateral must be carried out, the frequency and criteria of which are determined in the credit provisions. The collateral binding agreement is a prerequisite for the legal transfer of collateral and must be carried out before credit disbursement.

Policy on Use of Ratings

Credit Scoring & Grading is a model used to predict the ability of prospective debtors to fulfill their obligations and debtor analysis by using historical data or data references obtained from other data sources, both external and internal. Credit scoring and grading refer to the same instruments. Scoring terminology is internally used for micro business and lower, and grading is used for SME, commercial, and corporate.

The creation and use of scoring models/grading are documented in each business's SOP. Risk Management as an independent unit, monitors and reviews the development & implementation of credit scoring/ grading carried out by business units.

Policy on the Use of Rating Agency

For several transactions carried out by the Bank, especially related to securities and placements, the Bank is required to set limits by considering the rating conducted by rating agency recognized by Bank Indonesia/OJK.

Disclosure of Credit Quality on Assets (CR1)
Bank Stand Alone

(In million Rupiah)

No	Description	Gross Carrying Value		Allowance for Impairment Losses	Allowance for Impairment Losses		Impairment (IRB Approach)	Net Worth (a+b-c)
		Overdue Bills	Undue Bills		Stage 2 and Stage 3	Stage 1		
		a	b	c	d	e	f	g
1	Credit	2,098,670	147,776,952	2,634,058	2,072,824	561,234		147,241,564
2	Securities	-	15,795,917	71	-	71		15,795,846
3	Administrative Account Transactions	-	156,460,085	20,955	282	20,673		156,439,130
	Total	**2,098,670**	**320,032,954**	**2,655,084**	**2,073,106**	**581,978**		**319,476,540**

Disclosure of Credit Quality on Assets (CR1)
Consolidated Bank with Subsidiaries

(In million Rupiah)

No	Description	Gross Carrying Value		Allowance for Impairment Losses	Allowance for Impairment Losses		Impairment (IRB Approach)	Net Worth (a+b-c)
		Overdue Bills	Undue Bills		Stage 2 and Stage 3	Stage 1		
		a	b	c	d	e	f	g
1	Credit	4,756,053	185,924,464	7,159,831	5,378,421	1,781,410		183,520,686
2	Securities	-	25,825,266	71	-	71		25,825,195
3	Administrative Account Transactions	-	156,460,085	20,955	282	20,673		156,439,130
	Total	**4,756,053**	**368,209,815**	**7,180,857**	**5,378,703**	**1,802,154**		**365,785,011**

Disclosure of Maturity Credit and Securities Movements (CR2)
Bank Stand Alone

(In million Rupiah)

No	Description	a
1	Loans and Securities Matured in the last reporting period	2,462,719
2	Loans and Securities Mature since the last reporting period	854,373
3	Loans and Securities that return to become undue bills	49,704
4	Delete book value	4,719,625
5	Other changes	3,550,907
6	Loans and Securities Maturing at the end of the reporting period (1+2-3-4+5)	2,098,670

Disclosure of Maturity Credit and Securities Movements (CR2)
Consolidated Bank with Subsidiaries

(In million Rupiah)

No	Description	a
1	Loans and Securities Matured in the last reporting period	4,846,111
2	Loans and Securities Mature since the last reporting period	1,631,139
3	Loans and Securities that return to become undue bills	58,986
4	Delete book value	8,524,580
5	Other changes	6,862,369
6	Loans and Securities Maturing at the end of the reporting period (1+2-3-4+5)	4,756,053

Quantitative Disclosure related to MRK Techniques (CR3)
Bank Stand Alone

(In million Rupiah)

No	Description	Unbilled Guaranteed with MRK Technique	Bill Guaranteed with MRK Technique	Bill Guaranteed with Collateral	Bill Guaranteed with Warranty, Guarantee and/or Credit Insurance	Bill Guaranteed with Credit Derivatives
		a	b	c	d	e
1	Credit	130,640,653	15,540,150	15,531,445	8,705	
2	Securities	15,795,846	-	-		
3	**Total**	**146,436,499**	**15,540,150**	**15,531,445**	**8,705**	
4	Credits and Overdue Securities	991,199	69,562	69,562	-	

Quantitative Disclosure related to MRK Techniques (CR3)
Consolidated Bank with Subsidiaries

(In million Rupiah)

No	Description	Unbilled Guaranteed with MRK Technique	Bill Guaranteed with MRK Technique	Bill Guaranteed with Collateral	Bill Guaranteed with Warranty, Guarantee and/or Credit Insurance	Bill Guaranteed with Credit Derivatives
		a	b	c	d	e
1	Credit	166,419,642	15,540,150	15,531,445	8,705	
2	Securities	25,825,195	-	-	-	
3	**Total**	**192,244,837**	**15,540,150**	**15,531,445**	**8,705**	
4	Credits and Overdue Securities	1,491,332	69,562	69,562	-	

Disclosure of Credit Risk Exposure and Impact of MRK Techniques (CR4)
Bank Stand Alone

(In million Rupiah)

No	Portofolio Category	Net Bill Before FKK Implementation and MRK Technique		Net Bill After the application of FKK and MRK Technique		Risk Weighted Assets and Average Risk Weighting	
		Statement of Financial Position	Account Transaction Administrative	Statement of Financial Position	Account Transaction Administrative	Risk Weighted Assets	Average Risk Weighting e/(c+d))
		a	b	c	d	e	f
1	Claims to Government	34,441,420	2,000,000	34,441,420	200,000	-	0.00%
2	Claims on Public Sector Entities	12,607,991	5,843,838	12,607,991	1,738,835	9,585,075	66.81%
3	Claims on Multilateral Development Banks and International Institutions	-	-	-	-	-	0.00%
4	Bills to Banks	4,973,931	49,502	4,973,931	4,950	2,463,056	49.47%
	Claims on Securities Companies and Other Financial Services Institutions [1]	20,471,886	31,424,720	20,471,886	3,847,976	9,242,523	38.00%
5	Claims in the form of Covered Bonds	-	-	-	-	-	0.00%
6	Claims on Corporations - General Corporate Exposure [2]	73,948,477	107,929,383	73,948,477	16,592,432	72,971,610	80.60%
	Claims on Securities Companies and Other Financial Services Institutions [3]	-	-	-	-	-	0.00%
	Special Financing Exposure [4]	565,613	1,074,185	565,613	429,674	602,546	60.54%
7	Receivables in the form of Subordinated Securities/ Receivables, Equity and Other Capital Instruments	22,522	-	22,522	-	56,305	250.00%
8	Claims on Micro, Small Business and Retail Portfolio	13,295,843	3,791,332	13,295,843	400,733	9,488,388	69.28%
9	Employee or Pensions loans	17,643,230	-	17,643,230	-	8,821,615	50.00%
10	Property Backed Loans	11,734,273	4,346,842	11,734,273	562,156	6,415,471	52.17%
	Residential Property Backed Loans whose Payments Are Not Materially Dependent on Property Cash Flows	4,043,201	1,023,838	4,043,201	102,384	1,745,861	42.11%
	Residential Property-Backed Loans whose Payments Are Materially Dependent on Property Cash Flows	-	-	-	-	-	0.00%
	Commercial Property Backed Loans whose Payments Are Not Materially Dependent on Property Cash Flows	7,691,072	3,323,004	7,691,072	459,772	4,669,610	57.29%
	Land Acquisition, Land Processing and Construction Loans	-	-	-	-	-	0.00%
	Land Acquisition, Land Processing and Construction Loans	-	-	-	-	-	0.00%
11	Claims That Have Been Due Date	1,060,762	-	1,060,762	-	954,620	89.99%
12	Other Assets	4,136,027	-	4,136,027	-	3,578,363	86.52%
13	**Total**	**194,901,975**	**156,459,802**	**194,901,975**	**23,776,756**	**124,179,572**	**56.79%**

Disclosure of Credit Risk Exposure and Impact of MRK Techniques (CR4)
Consolidated Bank with Subsidiaries

(In million Rupiah)

No	Portofolio Category	Net Bill Before FKK Implementation and MRK Technique		Net Bill After the application of FKK and MRK Technique		Risk Weighted Assets and Average Risk Weighting	
		Statement of Financial Position	Account Transaction Administrative	Statement of Financial Position	Account Transaction Administrative	Risk Weighted Assets	Average Risk Weighting e/(c+d))
		a	b	c	d	e	f
1	Claims to Government	44,877,553	2,000,000	44,877,553	200,000	-	0.00%
2	Claims on Public Sector Entities	13,507,958	5,843,838	13,507,958	1,738,835	9,765,068	64.05%
3	Claims on Multilateral Development Banks and International Institutions	-	-	-	-	-	0.00%
4	Bills to Banks	6,949,585	49,502	6,949,585	4,950	2,858,187	41.10%
	Claims on Securities Companies and Other Financial Services Institutions [1]	20,471,886	31,424,720	20,471,886	3,847,976	9,242,523	38.00%
5	Claims in the form of Covered Bonds	-	-	-	-	-	0.00%
6	Claims on Corporations - General Corporate Exposure [2]	74,512,790	107,929,383	74,512,790	16,592,432	73,325,462	80.48%
	Claims on Securities Companies and Other Financial Services Institutions [3]	-	170,000	-	-	-	0.00%
	Special Financing Exposure [4]	565,613	1,074,185	565,613	429,674	602,546	60.54%
7	Receivables in the form of Subordinated Securities/ Receivables, Equity and Other Capital Instruments	22,522	-	22,522	-	56,305	250.00%
8	Claims on Micro, Small Business and Retail Portfolio	46,019,317	3,791,332	46,019,317	400,733	34,030,993	73.31%
9	Employee or Pensions loans	17,643,230	-	17,643,230	-	8,821,615	50.00%
10	Property Backed Loans	11,734,273	4,346,842	11,734,273	562,156	6,415,471	52.17%
	Residential Property Backed Loans whose Payments Are Not Materially Dependent on Property Cash Flows	4,043,201	1,023,838	4,043,201	102,384	1,745,861	42.11%
	Residential Property-Backed Loans whose Payments Are Materially Dependent on Property Cash Flows	-	-	-	-	-	0.00%
	Commercial Property Backed Loans whose Payments Are Not Materially Dependent on Property Cash Flows	7,691,072	3,323,004	7,691,072	459,772	4,669,610	57.29%
	Land Acquisition, Land Processing and Construction Loans	-	-	-	-	-	0.00%
	Land Acquisition, Land Processing and Construction Loans	-	-	-	-	-	0.00%
11	Claims That Have Been Due Date	3,451,573	-	3,451,573	-	2,150,903	62.32%
12	Other Assets	7,148,060	-	7,148,060	-	6,002,843	83.98%
13	**Total**	**246,904,360**	**156,629,802**	**246,904,360**	**23,776,756**	**153,271,916**	**56.62%**

Exposure Disclosure based on Asset Class and Risk Weighting (CR5) Bank Stand Alone

No	Portofolio Category	0%	20%	50%
1	Claims to Government	34,641,420	-	-

No	Portofolio Category	20%	50%
2	Claims on Public Sector Entities	459,139	11,233,272

No	Portofolio Category	0%	20%	30%	50%
3	Claims on Multilateral Development Banks and International Institutions	-	-	-	-

No	Portofolio Category	20%	30%	40%	50%
4	Bills to Banks	2,510,676	-	-	1,247,696
	Claims on Securities Companies and Other Financial Services Institutions[1]	15,071,092	904,691	-	199,827

No	Portofolio Category	10%	15%	20%	25%
5	Claims in the form of Covered Bonds	-	-	-	-

No	Portofolio Category	20%	50%	65%	75%	80%
6	Claims on General Corporations[2]	6,417,263	1,638,026	-	6,090,130	-
	Claims on securities companies and other financial services institutions[3]	-	-	-	-	
	Special Financing Exposure[4]	-	-		-	169,679

No	Portofolio Category	100%	150%	250%
7	Receivables in the form of Subordinated Securities/Receivables, Equity and Other Capital Instruments	-	-	22,522

No	Portofolio Category	45%	75%
8	Claims on Micro, Small m Business and Retail Portfolio	755,971	11,674,578

No	Portofolio Category	0%	20%	25%	30%	35%	40%	45%	50%	60%
9	Property Backed Loans	-	681,372	-	1,072,019	-	469,170	-	4,267,600	2,321,606
	Residential Property Backed Loans whose Payments Are Not Materially Dependent on Property Cash Flows	-	681,372	-	1,072,019		469,170		430,754	
	without a credit-sharing approach[5]	-	-	-	-		-		8,996	
	using the credit distribution approach (guaranteed)[5]		681,372							
	using the credit distribution approach (guaranteed)[5]	-	-		1,072,019		469,170		421,758	
	Residential Property-Backed Loans whose Payments Are Materially Dependent on Property Cash Flows				-	-		-		-
	Commercial Property Backed Loans whose Payments Are Not Materially Dependent on Property Cash Flows	-	-		-		-		3,836,846	2,321,606
	without a credit-sharing approach[5]	-	-		-		-		-	-
	using the credit distribution approach (guaranteed)[5]									2,321,606
	using the credit distribution approach (guaranteed)[5]	-	-		-		-		3,836,846	
	Commercial Property Backed Loans whose Payments Are Materially Dependent on Property Cash Flows									
	Land Acquisition, Land Processing and Construction Loans[5]									

No	Portofolio Category	50%	100%
10	Claims That Have Been Due Date	97,544	938,834

No	Portofolio Category	0%	20%	100%
11	Other Assets	611,173	-	3,417,837

(In million Rupiah)

	100%	150%	Others	Net Bill After the application of FKK and MRK Technique
	-	-	-	34,641,420

	100%	150%	Others	Net Bill After the application of FKK and MRK Technique
	210,026	2,444,390	-	14,346,827

	100%	150%	Others	Net Bill After the application of FKK and MRK Technique
	-	-	-	-

	75%	100%	150%	Others	Net Bill After the application of FKK and MRK Technique
	1,220,509	-	-	-	4,978,881
	8,144,253	-	-	-	24,319,862

	35%	50%	100%	Others	Net Bill After the application of FKK and MRK Technique
	-	-	-	-	-

	85%	100%	130%	150%	Others	Net Bill After the application of FKK and MRK Technique
	594,282	75,222,953	-	578,254	-	90,540,908
	-	-		-	-	-
		825,608	-	-	-	995,287

	400%	Others	Net Bill After the application of FKK and MRK Technique
	-	-	22,522

	85%	100%	Others	Net Bill After the application of FKK and MRK Technique
	39,689	1,225,620	718	13,696,576

	65%	70%	75%	85%	90%	100%	105%	110%	150%	Others	Net Bill After the application of FKK and MRK Technique
	-	-	1,704,958	176,239	-	-	-	-	-	1,603,464	12,296,429
	-	-	72,447	-		-			-	1,419,822	4,145,585
	-	-	72,447	-		-			-	-	81,443
										1,419,822	2,101,195
	-		-	-		-			-	-	1,962,947
			-				-		-	-	-
	-		1,632,511	176,239		-			-	183,642	8,150,844
										183,642	183,642
									-	2,321,606	
	-		1,632,511	176,239		-			-	-	5,645,596
		-			-			-	-	-	-
						-			-	-	-

	150%	Others	Net Bill After the application of FKK and MRK Technique
	24,384	-	1,060,762

	150%	1250%	Others	Net Bill After the application of FKK and MRK Technique
	107,017	-	-	4,136,027

No	Risk Weight	Net Bill Statement Financial Position	Account Transaction Administrative Net Bill (Before FKK Handling)	FKK Average	Net Bill (After FKK Handling and MRK Techniques)
1	< 40%	58,892,904	29,619,626	70.86%	62,715,705
2	40% - 70%	38,467,461	13,371,724	78.99%	40,946,904
3	75%	26,473,447	16,667,806	67.26%	29,018,070
4	80%	169,679	-	100.00%	169,679
5	85%	783,171	267,762	77.09%	810,210
6	90% - 100%	67,039,845	95,402,754	50.38%	81,840,878
7	105% - 130%	612	1,056	43.05%	718
8	150%	3,052,334	1,129,074	75.43%	3,154,045
9	250%	22,522	-	100.00%	22,522
10	400%	-	-	0.00%	-
11	1250%	-	-	0.00%	-
	Total Net Claims	**194,901,975**	**156,459,802**	**62.24%**	**218,678,731**

Exposure Disclosure based on Asset Class and Risk Weighting (CR5) Consolidated Bank with Subsidiaries

No	Portofolio Category	0%	20%	50%	
1	Claims to Government	45,077,551	-	-	

No	Portofolio Category	20%	50%	
2	Claims on Public Sector Entities	1,359,106	11,233,272	

No	Portofolio Category	0%	20%	30%	50%	
3	Claims on Multilateral Development Banks and International Institutions	-	-	-	-	

No	Portofolio Category	20%	30%	40%	50%	
4	Bills to Banks	4,486,330	-	-	1,247,696	
	Claims on Securities Companies and Other Financial Services Institutions[1)]	15,071,092	904,691	-	199,827	

No	Portofolio Category	10%	15%	20%	25%	
5	Claims in the form of Covered Bonds	-	-	-	-	

No	Portofolio Category	20%	50%	65%	75%	80%	
6	Claims on General Corporations[2)]	6,680,339	1,638,026	-	6,090,130	-	
	Claims on securities companies and other financial services institutions[3)]	-	-	-	-		
	Special Financing Exposure[4)]	-	-		-	169,681	

No	Portofolio Category	100%	150%	250%	
7	Receivables in the form of Subordinated Securities/Receivables, Equity and Other Capital Instruments	-	-	22,522	

No	Portofolio Category	45%	75%	
8	Claims on Micro, Small m Business and Retail Portfolio	755,971	44,398,052	

(In million Rupiah)

	100%	150%	Others	Net Bill After the application of FKK and MRK Technique
	-	-	-	45,077,551

	100%	150%	Others	Net Bill After the application of FKK and MRK Technique
	210,026	2,444,390	-	15,246,794

	100%	150%	Others	Net Bill After the application of FKK and MRK Technique
	-	-	-	-

	75%	100%	150%	Others	Net Bill After the application of FKK and MRK Technique
	1,220,509	-	-	-	6,954,535
	8,144,253	-	-	-	24,319,862

	35%	50%	100%	Others	Net Bill After the application of FKK and MRK Technique
	-	-	-	-	-

	85%	100%	130%	150%	Others	Net Bill After the application of FKK and MRK Technique
	594,282	75,524,190	-	578,254	-	91,105,221
	-	-		-	-	-
		825,608	-	-	-	995,289

	400%	Others	Net Bill After the application of FKK and MRK Technique
	-	-	22,522

	85%	100%	Others	Net Bill After the application of FKK and MRK Technique
	39,689	1,225,620	718	46,420,050

No	Portofolio Category	0%	20%	25%	30%	35%	40%	45%	50%	60%	
9	Property Backed Loans	-	681,372	-	1,072,019	-	469,170	-	4,267,600	2,321,606	
	Residential Property Backed Loans whose Payments Are Not Materially Dependent on Property Cash Flows	-	681,372	-	1,072,019		469,170		430,754		
	without a credit-sharing approach[5)]	-	-	-	-		-		8,996		
	using the credit distribution approach (guaranteed)[5)]		681,372								
	using the credit distribution approach (guaranteed)[5)]	-	-		1,072,019		469,170		421,758		
	Residential Property-Backed Loans whose Payments Are Materially Dependent on Property Cash Flows				-	-		-		-	
	Commercial Property Backed Loans whose Payments Are Not Materially Dependent on Property Cash Flows	-	-		-		-		3,836,846	2,321,606	
	without a credit-sharing approach[5)]	-	-		-		-		-	-	
	using the credit distribution approach (guaranteed)[5)]									2,321,606	
	using the credit distribution approach (guaranteed)[5)]	-	-		-		-		3,836,846		
	Commercial Property Backed Loans whose Payments Are Materially Dependent on Property Cash Flows										
	Land Acquisition, Land Processing and Construction Loans[5)]										

No	Portofolio Category	50%	100%	
10	Claims That Have Been Due Date	2,486,599	940,590	

No	Portofolio Category	0%	20%	100%	
11	Other Assets	1,246,541	-	5,698,872	

No	Risk Weight	Net Bill Statement Financial Position	Account Transaction Administrative Net Bill (Before FKK Handling)	FKK Average	Net Bill (After FKK Handling and MRK Techniques)
1	< 40%	73,103,102	29,619,626	73.75%	75,762,860
2	40% - 70%	40,856,516	13,541,724	81.32%	44,235,926
3	75%	59,196,921	16,667,806	81.38%	61,741,544
4	80%	169,679	-	100.00%	169,679
5	85%	783,171	267,762	77.09%	810,210
6	90% - 100%	69,623,873	95,402,754	51.32%	84,687,982
7	105% - 130%	612	1,056	43.05%	718
8	150%	3,147,964	1,129,074	75.98%	3,249,675
9	250%	22,522	-	100.00%	22,522
10	400%	-	-	0.00%	-
11	1250%	-	-	0.00%	-
	Total Net Claims	**246,904,360**	**156,629,802**	**67.08%**	**270,681,116**

	65%	70%	75%	85%	90%	100%	105%	110%	150%	Others	Net Bill After the application of FKK and MRK Technique
	-	-	1,704,958	176,239	-	-	-	-	-	1,603,464	12,296,429
	-	-	72,447	-		-			-	1,419,822	4,145,585
	-	-	72,447	-		-			-	-	81,443
										1,419,822	2,101,195
	-		-	-		-			-	-	1,962,947
			-				-		-	-	-
	-		1,632,511	176,239		-			-	183,642	8,150,844
										183,642	183,642
									-	-	2,321,606
	-		1,632,511	176,239		-			-	-	5,645,596
		-			-			-	-	-	-
						-			-	-	-

	150%	Others	Net Bill After the application of FKK and MRK Technique
	24,384	-	3,451,573

	150%	1250%	Others	Net Bill After the application of FKK and MRK Technique
	202,647	-	-	7,148,060

Net Claims Disclosures based on Geographic Area - Bank Stand Alone

No	Portofolio Category	31 December 2025					
		Net claims based on geographic area					
		Java	Bali & Nusa Tenggara	Sumatra	Kalimantan & Sulawesi	Overseas	Total
(a)	(b)	(c)	(d)	(e)	(f)	(g)	(h)
1	Claims on sovereign	35,255,320	-	-	-	-	35,255,320
2	Claims on Public Sector Entity	14,135,252	-	238,390	-	-	14,373,642
3	Claims on Multilateral Development Banks and International Institute	-	-	-	-	-	-
4	Claims on Bank	7,041,757	3,494	78,116	-	1,432,853	8,556,220
5	Covered Bond Claims	-	-	-	-	-	-
6	Claims on Securities Companies and Other Financial Services Institutions	24,651,022	-	220,113	-	-	24,871,135
7	Claims in the form of Subordinated Securities/Receivables, Equity, and Other Capital Instruments	22,522	-	-	-	-	22,522
8	Secured by Residential Property	3,064,693	97,985	688,200	294,707	-	4,145,585
9	Secured by Commercial Real Estate	5,883,008	152,512	1,259,397	855,927	-	8,150,844
10	Credit for Land Acquisition, Land Processing and Construction	-	-	-	-	-	-
11	Pensioners/Other institutions' employees loans	8,139,279	1,281,274	3,826,184	4,396,493	-	17,643,230
12	Claims on Micro, Small and Retail Portfolio	8,596,306	506,411	2,668,503	1,925,337	19	13,696,576
13	Claims on Corporate	75,976,409	73,290	11,889,370	3,437,834	764,492	92,141,395
14	Past due claims	762,720	10,452	166,482	121,108	-	1,060,762
15	Other assets	4,136,027	-	-	-	-	4,136,027
	Total	**187,664,315**	**2,125,418**	**21,034,755**	**11,031,406**	**2,197,364**	**224,053,258**

Net Claims Disclosures based on Geographic Area - Consolidated Bank with Subsidiaries

No	Portofolio Category	31 December 2025					
		Net claims based on geographic area					
		Java	Bali & Nusa Tenggara	Sumatra	Kalimantan & Sulawesi	Overseas	Total
(a)	(b)	(c)	(d)	(e)	(f)	(g)	(h)
1	Claims on sovereign	45,691,453	-	-	-	-	45,691,453
2	Claims on Public Sector Entity	15,035,219	-	238,390	-	-	15,273,609
3	Claims on Multilateral Development Banks and International Institute	-	-	-	-	-	-
4	Claims on Bank	9,573,038	3,494	78,116	-	1,432,853	11,087,501
5	Covered Bond Claims	-	-	-	-	-	-
6	Claims on Securities Companies and Other Financial Services Institutions	24,651,022	-	220,113	-	-	24,871,135
7	Claims in the form of Subordinated Securities/Receivables, Equity, and Other Capital Instruments	22,522	-	-	-	-	22,522
8	Secured by Residential Property	3,064,693	97,985	688,200	294,707	-	4,145,585
9	Secured by Commercial Real Estate	5,883,008	152,512	1,259,397	855,927	-	8,150,844
10	Credit for Land Acquisition, Land Processing and Construction	-	-	-	-	-	-
11	Pensioners/Other institutions' employees loans	8,139,279	1,281,274	3,826,184	4,396,493	-	17,643,230
12	Claims on Micro, Small and Retail Portfolio	26,532,902	1,794,840	10,605,629	7,486,660	19	46,420,050
13	Claims on Corporate	76,540,722	73,290	11,889,370	3,437,834	764,492	92,705,708
14	Past due claims	2,210,940	68,309	600,504	571,819	-	3,451,572
15	Other assets	6,659,994	51,894	299,579	136,593	-	7,148,060
	Total	**224,004,792**	**3,523,598**	**29,705,482**	**17,180,033**	**2,197,364**	**276,611,269**

(In million Rupiah)

	31 December 2024					
	Net claims based on geographic area					
	Java	Bali & Nusa Tenggara	Sumatra	Kalimantan & Sulawesi	Overseas	Total
	(i)	(j)	(k)	(l)	(m)	(n)
	36,224,225	-	-	-	-	36,224,225
	14,806,907	-	347,785	-	-	15,154,692
	-	-	-	-	-	-
	7,479,454	820	71,724	-	1,373,257	8,925,255
	-	-	-	-	-	-
	26,273,760	-	105,024	-	-	26,378,784
	22,522	-	-	-	-	22,522
	3,262,706	93,613	761,458	374,637	749	4,493,163
	6,378,971	178,840	1,346,564	869,830	-	8,774,205
	-	-	-	-	-	-
	9,354,654	1,427,324	4,200,876	4,900,774	-	19,883,628
	8,335,208	542,069	2,567,651	1,845,421	117,939	13,408,288
	68,919,377	149,983	6,987,328	4,212,205	829,540	81,098,433
	437,402	8,383	144,662	65,239	1,265	656,951
	4,341,481	-	-	-	-	4,341,481
	185,836,667	**2,401,032**	**16,533,072**	**12,268,106**	**2,322,750**	**219,361,627**

(In million Rupiah)

	31 December 2024					
	Net claims based on geographic area					
	Java	Bali & Nusa Tenggara	Sumatra	Kalimantan & Sulawesi	Overseas	Total
	(i)	(j)	(k)	(l)	(m)	(n)
	45,777,620	-	-	-	-	45,777,620
	14,806,907	-	347,785	-	-	15,154,692
	-	-	-	-	-	-
	10,309,779	820	71,724	-	1,373,257	11,755,580
	-	-	-	-	-	-
	26,273,760	-	105,024	-	-	26,378,784
	22,522	-	-	-	-	22,522
	3,262,706	93,613	761,458	374,637	749	4,493,163
	6,378,971	178,840	1,346,564	869,830	-	8,774,205
	-	-	-	-	-	-
	9,354,654	1,427,324	4,200,876	4,900,774	-	19,883,628
	27,819,365	1,852,528	10,437,605	7,528,797	117,939	47,756,234
	69,823,987	149,983	6,987,328	4,212,205	829,540	82,003,043
	1,763,517	53,305	521,458	385,403	1,265	2,724,948
	6,456,385	43,105	256,447	109,532	-	6,865,469
	222,050,173	**3,799,518**	**25,036,269**	**18,381,178**	**2,322,750**	**271,589,888**

Disclosure of Net Claims Based on the Remaining Term of Bank's Contracts – Bank Stand Alone

No	Portofolio Category	31 December 2025					
		Net Claims Disclosure Based on Residual Contractual Maturity					
		<1 Year	1-3 Year	3-5 Year	>5 Year	Non Contractual	Total
(a)	(b)	(c)	(d)	(e)	(f)	(g)	(h)
1	Claims on sovereign	21,235,593	4,688,675	1,424,748	196,473	7,709,831	35,255,320
2	Claims on Public Sector Entity	1,949,775	5,877,416	4,159,329	2,387,122	-	14,373,642
3	Claims on Multilateral Development Banks and International Institute	-	-	-	-	-	-
4	Claims on Bank	5,352,037	1,246,576	646,235	234,895	1,076,477	8,556,220
5	Covered Bond Claims	-	-	-	-	-	-
6	Claims on Securities Companies and Other Financial Services Institutions	5,218,312	4,530,172	13,503,271	1,619,380	-	24,871,135
7	Claims in the form of Subordinated Securities/Receivables, Equity, and Other Capital Instruments	-	-	-	-	22,522	22,522
8	Secured by Residential Property	2,880,856	403,492	721,539	139,698	-	4,145,585
9	Secured by Commercial Real Estate	5,443,351	1,451,561	722,459	533,473	-	8,150,844
10	Credit for Land Acquisition, Land Processing and Construction	-	-	-	-	-	-
11	Pensioners/Other institutions' employees loans	254,872	1,944,919	2,798,265	12,645,174	-	17,643,230
12	Claims on Micro, Small and Retail Portfolio	1,817,197	4,075,017	2,963,310	4,841,052	-	13,696,576
13	Claims on Corporate	47,763,671	21,730,439	16,866,962	5,780,323	-	92,141,395
14	Past due claims	692,942	128,187	87,517	152,116	-	1,060,762
15	Other assets	-	-	-	-	4,136,027	4,136,027
	Total	**92,608,606**	**46,076,454**	**43,893,635**	**28,529,706**	**12,944,857**	**224,053,258**

Disclosure of Net Claims Based on the Remaining Term of Bank's Contract - Consolidated Bank with Subsidiaries

No	Portofolio Category	31 December 2025					
		Net Claims Disclosure Based on Residual Contractual Maturity					
		<1 Year	1-3 Year	3-5 Year	>5 Year	Non Contractual	Total
(a)	(b)	(c)	(d)	(e)	(f)	(g)	(h)
1	Claims on sovereign	26,428,992	7,760,384	3,071,878	514,637	7,915,562	45,691,453
2	Claims on Public Sector Entity	2,849,742	5,877,416	4,159,329	2,387,122	-	15,273,609
3	Claims on Multilateral Development Banks and International Institute	-	-	-	-	-	-
4	Claims on Bank	7,621,607	1,501,139	646,235	234,895	1,083,625	11,087,501
5	Covered Bond Claims	-	-	-	-	-	-
6	Claims on Securities Companies and Other Financial Services Institutions	5,218,312	4,530,172	13,503,271	1,619,380	-	24,871,135
7	Claims in the form of Subordinated Securities/Receivables, Equity, and Other Capital Instruments	-	-	-	-	22,522	22,522
8	Secured by Residential Property	2,880,856	403,492	721,539	139,698	-	4,145,585
9	Secured by Commercial Real Estate	5,443,351	1,451,561	722,459	533,473	-	8,150,844
10	Credit for Land Acquisition, Land Processing and Construction	-	-	-	-	-	-
11	Pensioners/Other institutions' employees loans	254,872	1,944,919	2,798,265	12,645,174	-	17,643,230
12	Claims on Micro, Small and Retail Portfolio	19,199,187	17,598,965	4,780,846	4,841,052	-	46,420,050
13	Claims on Corporate	48,326,189	21,732,234	16,866,962	5,780,323	-	92,705,708
14	Past due claims	1,865,071	1,198,455	235,930	152,116	-	3,451,572
15	Other assets	884,643	331,440	143,676	271,678	5,516,623	7,148,060
	Total	**120,972,822**	**64,330,177**	**47,650,390**	**29,119,548**	**14,538,332**	**276,611,269**

(In million Rupiah)

	31 December 2024					
	Net Claims Disclosure Based on Residual Contractual Maturity					
	<1 Year	1-3 Year	3-5 Year	>5 Year	Non Contractual	Total
	(i)	(j)	(k)	(l)	(m)	(n)
	26,021,798	1,080,240	216,163	131,892	8,774,132	36,224,225
	1,757,741	5,619,943	5,065,039	2,711,969	-	15,154,692
	-	-	-	-	-	-
	6,094,443	1,008,869	757,925	350,871	713,147	8,925,255
	-	-	-	-	-	-
	4,083,496	7,654,574	13,026,386	1,614,328	-	26,378,784
	-	-	-	-	22,522	22,522
	3,384,401	315,195	664,647	128,703	217	4,493,163
	6,064,886	1,009,127	1,183,963	516,229	-	8,774,205
	-	-	-	-	-	-
	254,396	2,129,685	3,144,983	14,354,564	-	19,883,628
	2,861,084	4,787,194	2,199,328	3,560,682	-	13,408,288
	35,445,103	25,887,985	11,225,881	8,539,464	-	81,098,433
	401,548	89,407	46,200	119,796	-	656,951
	-	-	-	-	4,341,481	4,341,481
	86,368,896	**49,582,219**	**37,530,515**	**32,028,498**	**13,851,499**	**219,361,627**

(In million Rupiah)

	31 December 2024					
	Net Claims Disclosure Based on Residual Contractual Maturity					
	<1 Year	1-3 Year	3-5 Year	>5 Year	Non Contractual	Total
	(i)	(j)	(k)	(l)	(m)	(n)
	31,848,233	2,825,633	1,486,734	173,559	9,443,461	45,777,620
	1,757,741	5,619,943	5,065,039	2,711,969	-	15,154,692
	-	-	-	-	-	-
	8,374,729	1,553,951	757,925	350,871	718,104	11,755,580
	-	-	-	-	-	-
	4,083,496	7,654,574	13,026,386	1,614,328	-	26,378,784
	-	-	-	-	22,522	22,522
	3,384,401	315,195	664,647	128,703	217	4,493,163
	6,064,886	1,009,127	1,183,963	516,229	-	8,774,205
	-	-	-	-	-	-
	254,396	2,129,685	3,144,983	14,354,564	-	19,883,628
	20,287,744	19,287,077	4,620,731	3,560,682	-	47,756,234
	36,349,713	25,887,985	11,225,881	8,539,464	-	82,003,043
	1,379,248	930,484	195,905	219,311	-	2,724,948
	608,452	337,954	151,186	269,127	5,498,750	6,865,469
	114,393,039	**67,551,608**	**41,523,380**	**32,438,807**	**15,683,054**	**271,589,888**

Net Claims Dicslosure based on Economic Sector - Bank Stand Alone

No	Economic Sector	Claims on sovereign	Claims on Public Sector Entity	Claims on Multilateral Development Banks and International Institute	Claims on Bank	Covered Bond Claims	
(a)	(b)	(c)	(d)	(e)	(f)	(g)	
December 2025							
1	Agriculture, forestry and fisheries	-	-	-	-	-	
2	Mining and excavation	-	1,504,682	-	-	-	
3	Manufacturing	-	316,727	-	-	-	
4	Procurement of Electricity, Gas, Steam / Hot Water and Cold Air	-	3,578,311	-	-	-	
5	Water Management, Waste Water Management, Waste Management and Recycling	-	-	-	-	-	
6	Construction	-	2,444,390	-	-	-	
7	Wholesale and retail trading; Repair and Maintenance of Cars and Motorcycles	-	-	-	-	-	
8	Transportation and Warehousing	-	4,952,510	-	-	-	
9	Provision of Accommodation and Provision of Drinking Food	-	-	-	-	-	
10	Information and Communication	-	-	-	-	-	
11	Financial and Insurance Activities	35,255,320	1,550,207	-	8,542,119	-	
12	Real Estate	-	-	-	-	-	
13	Professional, Scientific, and Technical Activities	-	-	-	-	-	
14	Rental and Rental Activities Without Option Rights, Employment, Travel Agents, and Other Business Support	-	-	-	14,101	-	
15	Government, Defense and Compulsory Social Security Administration	-	-	-	-	-	
16	Education	-	-	-	-	-	
17	Human Health Activities and Social Activities	-	-	-	-	-	
18	Arts, Entertainment and Recreation	-	-	-	-	-	
19	Other Service Activities	-	-	-	-	-	
20	Household Activities as An Employer	-	-	-	-	-	
21	Activities of the International Agency and Other Extra International Agency	-	-	-	-	-	
22	Household	-	-	-	-	-	
23	Not a Business Field	-	-	-	-	-	
24	Others	-	26,815	-	-	-	
	Total	**35,255,320**	**14,373,642**	**-**	**8,556,220**	**-**	
December 2024							
1	Agriculture, forestry and fisheries	-	-	-	-	-	
2	Mining and excavation	-	1,858,419	-	-	-	
3	Manufacturing	-	331,537	-	-	-	
4	Procurement of Electricity, Gas, Steam / Hot Water and Cold Air	-	4,906,542	-	-	-	
5	Water Management, Waste Water Management, Waste Management and Recycling	-	-	-	-	-	
6	Construction	-	2,689,724	-	-	-	
7	Wholesale and retail trading; Repair and Maintenance of Cars and Motorcycles	-	-	-	23,022	-	
8	Transportation and Warehousing	-	4,152,983	-	-	-	
9	Provision of Accommodation and Provision of Drinking Food	-	-	-	-	-	
10	Information and Communication	-	-	-	-	-	
11	Financial and Insurance Activities	36,224,225	1,215,487	-	8,902,233	-	
12	Real Estate	-	-	-	-	-	
13	Professional, Scientific, and Technical Activities	-	-	-	-	-	
14	Rental and Rental Activities Without Option Rights, Employment, Travel Agents, and Other Business Support	-	-	-	-	-	
15	Government, Defense and Compulsory Social Security Administration	-	-	-	-	-	
16	Education	-	-	-	-	-	
17	Human Health Activities and Social Activities	-	-	-	-	-	
18	Arts, Entertainment and Recreation	-	-	-	-	-	
19	Other Service Activities	-	-	-	-	-	
20	Household Activities as An Employer	-	-	-	-	-	
21	Activities of the International Agency and Other Extra International Agency	-	-	-	-	-	
22	Household	-	-	-	-	-	
23	Not a Business Field	-	-	-	-	-	
24	Others	-	-	-	-	-	
	Total	**36,224,225**	**15,154,692**	**-**	**8,925,255**	**-**	

(In million Rupiah)

	Claims on Securities Companies and Other Financial Services Institutions	Claims in the form of Subordinated Securities/ Receivables, Equity, and Other Capital Instruments	Claims secured by Residential Property	Claims secured by Commercial Real Estate	Credit for Land Acquisition, Land Processing and Construction	Pensioners/ Other institutions' employees loans	Claims on Micro, Small and Retail Portfolio	Claims on Corporate	Past due claims	Other Assets
	(h)	(i)	(j)	(k)	(l)	(m)	(n)	(o)	(p)	(q)
-	-	61,969	87,063	-	-	271,074	4,077,973	7,377	-	
-	-	6,386	25,931	-	-	26,300	1,152,260	11,659	-	
-	-	956,921	3,115,426	-	-	1,169,180	40,811,808	411,142	-	
-	-	23,699	6,151	-	-	4,268	764,544	2,601	-	
-	-	38,514	54,141	-	-	21,127	642,718	173	-	
-	-	394,451	435,456	-	-	116,197	1,754,442	38,188	-	
22,327	-	2,178,798	3,770,437	-	-	1,025,508	15,701,655	289,071	-	
-	-	206,944	173,968	-	-	65,186	3,778,452	23,253	-	
-	-	63,146	68,363	-	-	142,418	25,544	10,629	-	
-	-	17,619	75,763	-	-	7,318	6,026,344	182	-	
24,833,822	22,514	-	-	-	-	66,959	618,207	477	-	
-	-	3,758	3,500	-	-	28,209	1,807,135	93	-	
-	-	11,557	45,809	-	-	16,909	2,515,695	-	-	
-	-	54,654	211,623	-	-	99,658	5,853,912	9,957	-	
-	-	-	-	-	-	8,945	-	329	-	
-	-	-	5,048	-	-	21,032	-	319	-	
-	-	11,879	6,318	-	-	33,357	32,630	578	-	
-	-	282	3,123	-	-	4,859	1,222,509	347	-	
-	-	91,226	38,273	-	-	902,549	15,932	34,190	-	
-	-	2,496	-	-	-	56,906	-	3,145	-	
-	-	-	-	-	-	206	-	131	-	
-	-	21,286	24,451	-	17,643,230	9,607,161	48,550	216,921	-	
-	-	-	-	-	-	-	-	-	-	
14,986	8	-	-	-	-	1,250	5,291,085	-	4,136,027	
24,871,135	**22,522**	**4,145,585**	**8,150,844**	**-**	**17,643,230**	**13,696,576**	**92,141,395**	**1,060,762**	**4,136,027**	
-	-	58,618	83,706	-	-	38,169	4,144,066	4,685	-	
-	-	15,300	32,558	-	-	10,435	1,989,742	4,790	-	
-	-	1,043,891	3,150,965	-	-	1,161,939	29,732,424	187,574	-	
-	-	22,122	234,557	-	-	2,441	600,768	101	-	
-	-	29,284	55,270	-	-	1,617	611,566	2,578	-	
-	-	401,603	466,811	-	-	119,809	1,850,093	38,565	-	
61,290	-	2,457,218	4,159,617	-	-	777,520	13,352,349	217,715	-	
-	-	203,958	216,206	-	-	36,494	2,747,874	10,527	-	
-	-	63,319	37,096	-	-	16,710	55,261	9,326	-	
-	-	16,078	54,801	-	-	2,396	8,867,464	-	-	
26,302,515	22,514	-	-	-	-	2,900	169,420	-	-	
-	-	-	3,500	-	-	1,728	1,517,076	-	-	
-	-	12,219	40,734	-	-	1,020	3,873,080	-	-	
-	-	49,194	176,643	-	-	67,658	6,174,919	8,544	-	
-	-	-	-	-	-	-	-	-	-	
-	-	-	5,625	-	-	-	-	-	-	
-	-	13,611	7,252	-	-	12,242	-	-	-	
-	-	535	3,473	-	-	89	191,367	-	-	
-	-	87,679	25,439	-	-	1,895,210	36,857	7,364	-	
-	-	1,597	52	-	-	5,694	-	-	-	
-	-	-	-	-	-	-	-	-	-	
-	-	16,937	19,900	-	19,883,628	9,226,317	9,138	165,182	-	
-	-	-	-	-	-	-	-	-	-	
14,979	8	-	-	-	-	27,900	5,174,969	-	4,341,481	
26,378,784	**22,522**	**4,493,163**	**8,774,205**	**-**	**19,883,628**	**13,408,288**	**81,098,433**	**656,951**	**4,341,481**	

Net Claims Dicslosure based on Economic Sector - Consolidated Bank with Subsidiaries

No	Economic Sector	Claims on sovereign	Claims on Public Sector Entity	Claims on Multilateral Development Banks and International Institute	Claims on Bank	Covered Bond Claims	
(a)	(b)	(c)	(d)	(e)	(f)	(g)	
December 2025							
1	Agriculture, forestry and fisheries	-	-	-	-	-	
2	Mining and excavation	-	1,504,682	-	-	-	
3	Manufacturing	-	316,727	-	-	-	
4	Procurement of Electricity, Gas, Steam / Hot Water and Cold Air	-	3,578,311	-	-	-	
5	Water Management, Waste Water Management, Waste Management and Recycling	-	-	-	-	-	
6	Construction	-	2,444,390	-	-	-	
7	Wholesale and retail trading; Repair and Maintenance of Cars and Motorcycles	-	-	-	-	-	
8	Transportation and Warehousing	-	4,952,510	-	-	-	
9	Provision of Accommodation and Provision of Drinking Food	-	-	-	-	-	
10	Information and Communication	-	-	-	-	-	
11	Financial and Insurance Activities	35,255,320	2,450,174	-	10,037,337	-	
12	Real Estate	-	-	-	-	-	
13	Professional, Scientific, and Technical Activities	-	-	-	-	-	
14	Rental and Rental Activities Without Option Rights, Employment, Travel Agents, and Other Business Support	-	-	-	14,101	-	
15	Government, Defense and Compulsory Social Security Administration	-	-	-	-	-	
16	Education	-	-	-	-	-	
17	Human Health Activities and Social Activities	-	-	-	-	-	
18	Arts, Entertainment and Recreation	-	-	-	-	-	
19	Other Service Activities	-	-	-	-	-	
20	Household Activities as An Employer	-	-	-	-	-	
21	Activities of the International Agency and Other Extra International Agency	-	-	-	-	-	
22	Household	-	-	-	-	-	
23	Not a Business Field	-	-	-	-	-	
24	Others	10,436,133	26,815	-	1,036,063	-	
	Total	**45,691,453**	**15,273,609**	**-**	**11,087,501**	**-**	
December 2024							
1	Agriculture, forestry and fisheries	-	-	-	-	-	
2	Mining and excavation	-	1,858,419	-	-	-	
3	Manufacturing	-	331,537	-	-	-	
4	Procurement of Electricity, Gas, Steam / Hot Water and Cold Air	-	4,906,542	-	-	-	
5	Water Management, Waste Water Management, Waste Management and Recycling	-	-	-	-	-	
6	Construction	-	2,689,724	-	-	-	
7	Wholesale and retail trading; Repair and Maintenance of Cars and Motorcycles	-	-	-	23,022	-	
8	Transportation and Warehousing	-	4,152,983	-	-	-	
9	Provision of Accommodation and Provision of Drinking Food	-	-	-	-	-	
10	Information and Communication	-	-	-	-	-	
11	Financial and Insurance Activities	36,224,225	1,215,487	-	10,663,569	-	
12	Real Estate	-	-	-	-	-	
13	Professional, Scientific, and Technical Activities	-	-	-	-	-	
14	Rental and Rental Activities Without Option Rights, Employment, Travel Agents, and Other Business Support	-	-	-	-	-	
15	Government, Defense and Compulsory Social Security Administration	-	-	-	-	-	
16	Education	-	-	-	-	-	
17	Human Health Activities and Social Activities	-	-	-	-	-	
18	Arts, Entertainment and Recreation	-	-	-	-	-	
19	Other Service Activities	-	-	-	-	-	
20	Household Activities as An Employer	-	-	-	-	-	
21	Activities of the International Agency and Other Extra International Agency	-	-	-	-	-	
22	Household	-	-	-	-	-	
23	Not a Business Field	-	-	-	-	-	
24	Others	9,553,395	-	-	1,068,989	-	
	Total	**45,777,620**	**15,154,692**	**-**	**11,755,580**	**-**	

(In million Rupiah)

	Claims on Securities Companies and Other Financial Services Institutions	Claims in the form of Subordinated Securities/ Receivables, Equity, and Other Capital Instruments	Claims secured by Residential Property	Claims secured by Commercial Real Estate	Credit for Land Acquisition, Land Processing and Construction	Pensioners/ Other institutions' employees loans	Claims on Micro, Small and Retail Portfolio	Claims on Corporate	Past due claims	Other Assets
	(h)	(i)	(j)	(k)	(l)	(m)	(n)	(o)	(p)	(q)
-	-	61,969	87,063	-	-	4,117,831	4,077,973	125,704	-	
-	-	6,386	25,931	-	-	388,227	1,152,260	44,846	-	
-	-	956,921	3,115,426	-	-	5,041,268	40,811,808	657,407	-	
-	-	23,699	6,151	-	-	184,474	764,544	25,465	-	
-	-	38,514	54,141	-	-	21,127	642,718	173	-	
-	-	394,451	435,456	-	-	465,239	1,754,442	87,825	-	
22,327	-	2,178,798	3,770,437	-	-	11,909,581	15,703,450	992,940	-	
-	-	206,944	173,968	-	-	509,906	3,778,452	74,677	-	
-	-	63,146	68,363	-	-	143,772	25,544	10,629	-	
-	-	17,619	75,763	-	-	7,318	6,026,344	182	-	
24,833,822	22,514	-	-	-	-	66,959	881,283	477	-	
-	-	3,758	3,500	-	-	28,209	1,807,135	93	-	
-	-	11,557	45,809	-	-	16,932	2,515,695	-	-	
-	-	54,654	211,623	-	-	99,671	5,853,912	9,957	-	
-	-	-	-	-	-	8,945	-	329	-	
-	-	-	5,048	-	-	21,052	-	319	-	
-	-	11,879	6,318	-	-	33,357	32,630	578	-	
-	-	282	3,123	-	-	1,539,306	1,222,509	126,190	-	
-	-	91,226	38,273	-	-	9,764,661	15,932	895,145	-	
-	-	2,496	-	-	-	545,267	-	3,250	-	
-	-	-	-	-	-	206	-	131	-	
-	-	21,286	24,451	-	17,643,230	9,607,786	48,550	216,921	-	
-	-	-	-	-	-	97	-	-	-	
14,986	8	-	-	-	-	1,898,859	5,590,527	178,334	7,148,060	
24,871,135	**22,522**	**4,145,585**	**8,150,844**	**-**	**17,643,230**	**46,420,050**	**92,705,708**	**3,451,572**	**7,148,060**	
-	-	58,618	83,706	-	-	3,613,052	4,155,096	119,502	-	
-	-	15,300	32,558	-	-	368,463	1,989,742	28,528	-	
-	-	1,043,891	3,150,965	-	-	5,017,184	29,732,424	420,447	-	
-	-	22,122	234,557	-	-	208,737	600,768	16,908	-	
-	-	29,284	55,270	-	-	1,617	611,566	2,578	-	
-	-	401,603	466,811	-	-	549,059	1,850,093	83,544	-	
61,290	-	2,457,218	4,159,617	-	-	12,812,357	13,367,221	784,285	-	
-	-	203,958	216,206	-	-	571,461	2,747,874	47,297	-	
-	-	63,319	37,096	-	-	16,733	55,261	9,327	-	
-	-	16,078	54,801	-	-	2,396	8,867,464	-	-	
26,302,515	22,514	-	-	-	-	2,901	699,935	5	-	
-	-	-	3,500	-	-	1,728	1,517,076	-	-	
-	-	12,219	40,734	-	-	1,020	3,873,080	-	-	
-	-	49,194	176,643	-	-	67,659	6,174,919	8,544	-	
-	-	-	-	-	-	-	-	-	-	
-	-	-	5,625	-	-	-	-	-	-	
-	-	13,611	7,252	-	-	12,248	-	-	-	
-	-	535	3,473	-	-	1,726,113	191,367	96,433	-	
-	-	87,679	25,439	-	-	10,996,356	36,857	756,961	-	
-	-	1,597	52	-	-	487,602	-	131	-	
-	-	-	-	-	-	-	-	-	-	
-	-	16,937	19,900	-	19,883,628	9,226,317	9,138	165,182	-	
-	-	-	-	-	-	56	-	-	-	
14,979	8	-	-	-	-	2,073,175	5,523,162	185,276	6,865,469	
26,378,784	**22,522**	**4,493,163**	**8,774,205**	**-**	**19,883,628**	**47,756,234**	**82,003,043**	**2,724,948**	**6,865,469**	

Claims and Allowances Disclosure based on Geographic Area
Bank Stand Alone

No	Description	31 December 2025					
		Geographic Area					
		Java	Bali & Nusa Tenggara	Sumatra	Kalimantan & Sulawesi	Overseas	Total
(a)	(b)	(c)	(d)	(e)	(f)	(g)	(h)
1	Gross claims	309,860,920	2,318,573	24,163,483	15,315,858	1,777,019	353,435,853
2	Impaired claims						-
	a. Not yet matured	8,533,757	28,573	2,009,997	160,761	12,619	10,745,707
	b. Matured	1,494,457	26,268	332,664	245,280	-	2,098,669
3	Allowance for impairment losses - Stage 1	368,857	18,686	112,636	82,109	161	582,449
4	Allowance for impairment losses - Stage 2	131,131	5,749	39,348	20,460	12	196,700
5	Allowance for impairment losses - Stage 3	1,510,686	15,820	226,695	124,173	-	1,877,374
6	Amounts written-off	3,198,903	127,748	892,430	500,544	-	4,719,625

Claims and Allowances Disclosure based on Geographic Area
Consolidated Bank with Subsidiaries

No	Description	31 December 2025					
		Geographic Area					
		Java	Bali & Nusa Tenggara	Sumatra	Kalimantan & Sulawesi	Overseas	Total
(a)	(b)	(c)	(d)	(e)	(f)	(g)	(h)
1	Gross claims	345,411,518	3,822,925	33,653,190	22,105,698	1,777,019	406,770,350
2	Impaired claims	-	-	-	-	-	-
	a. Not yet matured	8,545,299	29,188	2,013,858	164,747	12,619	10,765,711
	b. Matured	4,345,436	142,242	1,157,889	1,055,266	-	6,700,833
3	Allowance for impairment losses - Stage 1	1,067,851	62,874	470,965	200,773	161	1,802,624
4	Allowance for impairment losses - Stage 2	165,165	7,136	52,447	31,551	12	256,311
5	Allowance for impairment losses - Stage 3	3,555,314	92,975	770,322	704,749	-	5,123,360
6	Amounts written-off	10,725,442	518,344	2,380,143	1,233,724	-	14,857,653

(In million Rupiah)

	31 December 2024					
	Geographic Area					
	Java	Bali & Nusa Tenggara	Sumatra	Kalimantan & Sulawesi	Overseas	Total
	(i)	(j)	(k)	(l)	(m)	(n)
	298,594,161	3,264,743	19,970,260	18,528,724	1,649,475	342,007,363
						-
	9,408,983	27,527	1,279,247	165,034	521,611	11,402,402
	1,431,597	18,388	323,731	140,196	3,450	1,917,362
	454,159	18,768	123,758	101,115	1,378	699,178
	210,432	4,354	42,214	38,127	15,449	310,576
	1,701,318	10,034	257,037	79,633	2,186	2,050,208
	2,256,056	107,877	744,698	480,306	-	3,588,937

(In million Rupiah)

	31 December 2024					
	Geographic Area					
	Java	Bali & Nusa Tenggara	Sumatra	Kalimantan & Sulawesi	Overseas	Total
	(i)	(j)	(k)	(l)	(m)	(n)
	333,166,992	4,728,342	28,946,799	24,960,168	1,649,475	393,451,776
	-	-	-	-	-	-
	9,723,471	40,554	1,367,971	259,157	521,611	11,912,764
	4,966,572	140,602	1,297,616	982,933	3,450	7,391,173
	1,270,665	65,409	389,418	209,353	1,378	1,936,223
	258,293	6,279	60,082	57,867	15,449	397,970
	2,724,178	44,834	533,092	316,683	2,186	3,620,973
	8,013,326	372,513	1,636,692	846,584	-	10,869,115

Claims and Allowances Disclosure based on Ekonomic Sector
Bank Stand Alone

No	Economic Sector	December 2025						
		Gross Claims	Impaired Claims		Allowance for Impairment Losses - Stage 1	Allowance for Impairment Losses - Stage 2	Allowance for Impairment Losses - Stage 3	Amounts Written-of f
			Not Yet Written-off Matured	Matured				
(a)	(b)	(c)	(d)	(e)	(f)	(g)	(h)	(i)
1	Agriculture, forestry and fisheries	7,328,534	1,680,236	14,721	6,347	2,237	7,344	11
2	Mining and excavation	6,357,584	210	20,905	2,671	28	9,246	-
3	Manufacturing	96,865,337	1,430,527	751,540	92,685	34,355	406,898	375
4	Procurement of Electricity, Gas, Steam / Hot Water and Cold Air	6,140,307	1,443	4,699	1,639	262	2,098	-
5	Water Management, Waste Water Management, Waste Management and Recycling	1,471,164	463	364	1,601	79	190	-
6	Construction	8,222,223	3,281,948	73,329	22,420	2,818	721,338	56
7	Wholesale and retail trading; Repair and Maintenance of Cars and Motorcycles	52,197,438	1,320,760	533,629	132,481	39,332	306,631	171
8	Transportation and Warehousing	11,503,238	158,545	42,216	20,317	3,434	18,963	4
9	Provision of Accommodation and Provision of Drinking Food	344,380	6,009	20,008	4,984	1,387	9,379	34
10	Information and Communication	9,219,395	26	431	2,976	2	252	-
11	Financial and Insurance Activities	96,122,507	1,675,401	830	7,166	1,458	354	-
12	Real Estate	1,981,668	351,284	162	706	135	24,725	-
13	Professional, Scientific, and Technical Activities	4,062,045	3,508	604	2,041	1,281	604	-
14	Rental and Rental Activities Without Option Rights, Employment, Travel Agents, and Other Business Support	7,297,776	15,174	18,424	13,321	3,474	8,468	1
15	Government, Defense and Compulsory Social Security Administration	9,584	68	632	123	7	302	28
16	Education	27,686	650	599	298	92	280	37
17	Human Health Activities and Social Activities	88,072	6,903	1,199	1,210	1,850	621	20
18	Arts, Entertainment and Recreation	1,194,981	404	950	1,862	90	602	-
19	Other Service Activities	1,176,252	41,348	90,650	15,723	8,673	56,460	821
20	Household Activities as An Employer	66,484	1,837	6,769	761	308	3,624	3
21	Activities of the International Agency and Other Extra International Agency	433	-	227	2	-	97	-
22	Household	31,102,151	324,378	515,781	249,359	94,370	298,898	32,883
23	Not a Business Field	-	-	-	-	-	-	-
24	Others	10,656,614	444,585	-	1,756	1,028	-	4,685,181
	Total	**353,435,853**	**10,745,707**	**2,098,669**	**582,449**	**196,700**	**1,877,374**	**4,719,625**

(In million Rupiah)

	December 2024						
	Gross Claims	Impaired Claims		Allowance for Impairment Losses - Stage 1	Allowance for Impairment Losses - Stage 2	Allowance for Impairment Losses - Stage 3	Amounts Written-off f
		Not Yet Written-off Matured	Matured				
	(j)	(k)	(l)	(m)	(n)	(o)	(p)
	7,387,137	808,203	9,639	8,876	376	4,954	-
	10,927,406	-	9,284	3,089	-	4,493	-
	82,733,696	1,623,314	177,877	123,298	91,428	150,349	26
	7,449,671	-	230	2,288	-	130	-
	1,520,850	-	5,227	1,916	-	2,649	-
	8,259,155	3,262,276	78,794	24,432	7,646	539,065	-
	48,683,183	1,472,440	835,724	194,724	59,995	627,196	133
	7,907,109	139,929	20,856	22,823	13,115	11,048	-
	200,630	1,573	18,684	3,998	434	9,396	-
	10,938,241	6,841	-	6,626	-	3,308	-
	94,881,176	766,093	244,089	9,526	937	244,088	-
	1,717,567	574,247	-	340	-	117,490	-
	5,704,912	16,253	-	3,119	1,339	-	-
	7,950,237	1,429,572	16,558	19,391	3,412	8,014	-
	-	-	-	-	-	-	-
	5,625	-	-	156	-	-	-
	33,412	124	-	694	-	53	-
	195,464	-	-	250	-	-	-
	2,085,101	22,707	13,679	18,382	3,440	6,376	55
	8,733	-	-	103	-	-	-
	-	-	-	-	-	-	-
	32,700,469	336,935	486,721	250,757	102,605	321,599	9,006
	-	-	-	-	-	-	-
	10,717,589	941,895	-	4,390	25,849	-	3,579,717
	342,007,363	**11,402,402**	**1,917,362**	**699,178**	**310,576**	**2,050,208**	**3,588,937**

Claims and Allowances Disclosure based on Ekonomic Sector
Consolidated Bank with Subsidiaries

No	Economic Sector	December 2025						
		Gross Claims	Impaired Claims		Allowance for Impairment Losses - Stage 1	Allowance for Impairment Losses - Stage 2	Allowance for Impairment Losses - Stage 3	Amounts Written-of f
			Not Yet Written-off Matured	Matured				
(a)	(b)	(c)	(d)	(e)	(f)	(g)	(h)	(i)
1	Agriculture, forestry and fisheries	11,629,882	1,681,648	279,203	225,653	5,712	167,211	691,437
2	Mining and excavation	6,799,710	848	78,533	6,978	803	51,177	35,496
3	Manufacturing	101,440,113	1,432,071	1,227,322	241,048	40,685	738,983	777,658
4	Procurement of Electricity, Gas, Steam / Hot Water and Cold Air	6,380,445	1,516	47,268	4,165	722	36,182	24,894
5	Water Management, Waste Water Management, Waste Management and Recycling	1,471,164	463	364	1,601	79	190	-
6	Construction	8,689,054	3,282,259	152,544	27,569	3,794	783,366	76,818
7	Wholesale and retail trading; Repair and Maintenance of Cars and Motorcycles	65,244,295	1,326,080	2,022,529	745,999	56,249	1,311,380	6,273,997
8	Transportation and Warehousing	12,082,277	159,025	138,431	26,412	4,446	94,752	58,691
9	Provision of Accommodation and Provision of Drinking Food	345,819	6,009	20,008	5,069	1,387	9,379	63,869
10	Information and Communication	9,219,395	26	431	2,976	2	252	753
11	Financial and Insurance Activities	97,285,793	1,675,401	830	7,166	1,458	597	524
12	Real Estate	1,981,668	351,284	162	706	135	24,725	144
13	Professional, Scientific, and Technical Activities	4,062,069	3,508	604	2,042	1,281	604	560
14	Rental and Rental Activities Without Option Rights, Employment, Travel Agents, and Other Business Support	7,297,790	15,174	18,424	13,322	3,474	8,468	2,106
15	Government, Defense and Compulsory Social Security Administration	9,584	68	632	123	7	302	28
16	Education	27,707	650	599	299	92	280	37
17	Human Health Activities and Social Activities	88,072	6,903	1,199	1,210	1,850	621	775
18	Arts, Entertainment and Recreation	3,050,360	1,516	225,236	21,777	2,820	173,042	155,038
19	Other Service Activities	12,148,962	48,843	1,610,605	141,191	31,375	1,157,932	1,334,210
20	Household Activities as An Employer	591,061	1,837	20,296	50,398	308	3,624	343,119
21	Activities of the International Agency and Other Extra International Agency	433	-	227	2	-	97	-
22	Household	31,102,805	324,378	515,781	249,388	94,370	298,898	34,441
23	Not a Business Field	97	-	-	-	-	-	55
24	Others	25,821,795	446,204	339,605	27,530	5,262	261,298	4,983,003
	Total	**406,770,350**	**10,765,711**	**6,700,833**	**1,802,624**	**256,311**	**5,123,360**	**14,857,653**

(In million Rupiah)

	December 2024						
	Gross Claims	Impaired Claims		Allowance for Impairment Losses - Stage 1	Allowance for Impairment Losses - Stage 2	Allowance for Impairment Losses - Stage 3	Amounts Written-off f
		Not Yet Written-off Matured	Matured				
	(j)	(k)	(l)	(m)	(n)	(o)	(p)
	11,305,619	833,367	337,683	195,962	4,573	89,485	422,904
	11,332,359	6,069	72,740	6,919	1,489	22,362	7,183
	87,097,790	1,679,685	779,289	251,139	100,552	325,618	426,726
	7,689,413	3,688	46,223	4,706	736	13,617	7,060
	1,520,850	-	5,227	1,916	-	2,649	1
	8,774,113	3,271,744	188,100	29,690	9,535	572,648	29,761
	62,189,482	1,617,915	2,551,085	893,645	84,683	1,062,876	5,102,962
	8,516,152	155,399	114,995	29,041	14,867	40,384	19,749
	200,666	1,573	18,720	4,047	434	9,396	63,993
	10,938,241	6,841	-	6,626	-	3,308	758
	95,411,744	766,093	244,095	9,529	937	244,140	525
	1,717,567	574,247	-	340	-	117,490	144
	5,704,912	16,253	-	3,119	1,339	-	561
	7,950,238	1,429,572	16,558	19,391	3,412	8,014	2,115
	-	-	-	-	-	-	-
	5,625	-	-	156	-	-	-
	33,422	124	-	698	-	53	753
	2,116,929	25,179	258,449	20,285	5,163	73,809	62,922
	12,646,575	204,599	1,806,074	132,519	34,779	571,634	522,832
	519,825	-	17,795	46,951	-	-	303,793
	-	-	-	-	-	-	-
	32,700,469	336,935	486,722	250,758	102,605	321,599	10,570
	56	-	-	-	-	-	55
	25,079,729	983,481	447,418	28,786	32,866	141,891	3,883,748
	393,451,776	**11,912,764**	**7,391,173**	**1,936,223**	**397,970**	**3,620,973**	**10,869,115**

Efforts to Overcome Arrears and Impairment

To maintain good credit quality, monitoring of debtors who experience arrears and impairment is carried out regularly. Monitoring is carried out in each credit category (Corporate, Commercial, Small and Medium Enterprise or SME, Micro Business and Retail Lending, including Digital Lending) as well as the industrial sector and the credit portfolio as a whole..

Disclosure of Bills Based on Delinquent Days
Bank Stand Alone

(In million Rupiah)

No	Types of Exposures	31 December 2025				31 December 2024			
		Bills Based on Delinquent Days				Bills Based on Delinquent Days			
		> 90 days s.d. 120 days	> 120 days s.d. 180 days	> 180 days	Total	> 90 days s.d. 120 days	> 120 days s.d. 180 days	> 180 days	Total
a	b	c	d	e	f	g	h	i	j
1	Credit that included in past due claims	164,173	327,075	1,607,421	2,098,669	229,516	211,055	1,565,315	2,005,886
2	Securities that included in past due claims	-	-	-		-	-	-	
	Total	**164,173**	**327,075**	**1,607,421**	**2,098,669**	**229,516**	**211,055**	**1,565,315**	**2,005,886**

Disclosure of Bills Based on Delinquent Days
Consolidated Bank with Subsidiaries

(In million Rupiah)

No	Types of Exposures	31 December 2025				31 December 2024			
		Bills Based on Delinquent Days				Bills Based on Delinquent Days			
		> 90 days s.d. 120 days	> 120 days s.d. 180 days	> 180 days	Total	> 90 days s.d. 120 days	> 120 days s.d. 180 days	> 180 days	Total
a	b	c	d	e	f	g	h	i	j
1	Credit that included in past due claims	998,948	1,383,048	2,374,056	4,756,052	1,059,491	1,293,661	2,098,862	4,452,014
2	Securities that included in past due claims	-	-	-	-	-	-	-	-
	Total	**998,948**	**1,383,048**	**2,374,056**	**4,756,052**	**1,059,491**	**1,293,661**	**2,098,862**	**4,452,014**

Disclosure of Performing and Non-Performing Assets
Bank Stand Alone

(In million Rupiah)

No		Performing (Quality L and DPK)		Non Perfoming (Quality KL, D, M)					
				Impaired Claims		Non Impaired Claims			
						Have Arrears > 90 days		Have Arrears ≤ 90 days	
		Gross Carrying Value	Allowance for Impairment Losses	Gross Carrying Value	Allowance for Impairment Losses	Gross Carrying Value	Allowance for Impairment Losses	Gross Carrying Value	Allowance for Impairment Losses
		a	b	c	d	e	f	g	h
31 December 2025									
1	Securities	15,795,918	71	-	-	-	-	-	-
2	Loan	147,776,952	1,596,150	2,098,669	1,037,907	-	-	-	-
	a. Corporate	102,248,170	886,288	492,879	217,267	-	-	-	-
	b. Ritel	45,528,783	709,862	1,605,790	820,641	-	-	-	-
3	Administrative Account Transaction	156,460,085	20,956	-	-	-	-	-	-
31 December 2024									
1	Securities	19,332,166	593	-	-	-	-	-	-
2	Loan	143,932,165	1,649,451	1,917,363	1,348,933	88,523	22	-	-
	a. Corporate	95,023,416	744,118	487,941	480,057	88,523	22	-	-
	b. Ritel	48,908,748	905,334	1,429,422	868,876	-	-	-	-
3	Administrative Account Transaction	147,058,112	43,266	-	-	-	-	-	-

Disclosure of Performing and Non-Performing Assets
Consolidated Bank with Subsidiaries

(In million Rupiah)

No		Performing (Quality L and DPK)		Non Perfoming (Quality KL, D, M)					
				Impaired Claims		Non Impaired Claims			
						Have Arrears > 90 days		Have Arrears ≤ 90 days	
		Gross Carrying Value	Allowance for Impairment Losses	Gross Carrying Value	Allowance for Impairment Losses	Gross Carrying Value	Allowance for Impairment Losses	Gross Carrying Value	Allowance for Impairment Losses
		a	b	c	d	e	f	g	h
31 December 2025									
1	Securities	25,825,267	71	-	-	-	-	-	-
2	Loan	175,758,182	3,349,772	4,487,722	2,928,585	-	-	-	-
	a. Corporate	103,413,642	886,922	492,879	217,267	-	-	-	-
	b. Ritel	54,529,594	1,324,128	1,605,790	820,641	264,689	264,471	3,639	2,101
3	Administrative Account Transaction	156,460,085	20,956	-	-	-	-	-	-
31 December 2024									
1	Securities	28,381,457	593	-	-	-	-	-	-
2	Loan	171,461,132	2,796,100	1,917,363	1,348,933	2,153,215	824,303	27,528,967	1,146,649
	a. Corporate	95,580,035	744,320	487,941	480,057	88,523	22	-	-
	b. Ritel	58,244,597	1,451,274	1,429,422	868,876	375,039	374,129	6,398	4,003
3	Administrative Account Transaction	147,058,112	43,266	-	-	-	-	-	-

Definition of Restructured Assets

In order to minimize credit losses, the Bank is considering credit restructuring for debtors who experience difficulties in fulfilling their obligations as long as it is beneficial for both parties. Credit restructuring is an improvement effort carried out by the Bank in credit activities for debtors who are having difficulty fulfilling their obligations.

Banks are only allowed to carry out credit restructuring for debtors with the following criteria:

i. The debtor experiences a decrease in the ability to pay credit principal and/or interest; and
ii. The debtor remains with good business prospects and is able to fulfill its obligations after restructuring

Disclosure of Performing and Non-Performing Restructuring Assets
Bank Stand Alone

(In million Rupiah)

No		Performing (Quality L and DPK)		Non Perfoming (Quality KL, D, M)		Stage 1		Stage 2		Stage 3	
		Gross Carrying Value	Allowance for Impairment Losses	Gross Carrying Value	Allowance for Impairment Losses	Gross Carrying Value	Allowance for Impairment Losses	Gross Carrying Value	Allowance for Impairment Losses	Gross Carrying Value	Allowance for Impairment Losses
		a	b	c	d	e	f	g	h	i	j
31 December 2025											
1	Securities	-	-	-	-	-	-	-	-	-	-
2	Credit	4,668,342	910,088	337,648	138,722	494,600	32,814	139,967	37,809	4,371,423	978,188
	a. Corporation	4,027,482	836,674	-	-	-	-	-	-	4,027,482	836,674
	b. Retail	640,860	73,413	337,648	138,722	494,600	32,814	139,967	37,809	343,941	141,513
3	Administrative Account Transactions	25,671	94	-	-	7,665	94	-	-	-	-
31 December 2024											
1	Securities	-	-	-	-	-	-	-	-	-	-
2	Credit	4,196,189	739,695	975,222	771,565	438,466	54,641	256,651	101,269	4,476,293	1,355,350
	a. Corporation	3,435,351	551,230	487,941	480,057	-	-	444	2	3,922,848	1,031,285
	b. Retail	760,838	188,465	487,281	291,508	438,466	54,641	256,207	101,267	553,445	324,065
3	Administrative Account Transactions	42,353	265	-	-	4,802	43	2,020	221	-	-

Disclosure of Performing and Non-Performing Restructuring Assets
Consolidated Bank with Subsidiaries

(In million Rupiah)

No		Performing (Quality L and DPK)		Non Perfoming (Quality KL, D, M)		Stage 1		Stage 2		Stage 3	
		Gross Carrying Value	Allowance for Impairment Losses	Gross Carrying Value	Allowance for Impairment Losses	Gross Carrying Value	Allowance for Impairment Losses	Gross Carrying Value	Allowance for Impairment Losses	Gross Carrying Value	Allowance for Impairment Losses
		a	b	c	d	e	f	g	h	i	j
31 December 2025											
1	Securities	-	-	-	-	-	-	-	-	-	-
2	Credit	6,073,022	2,254,799	1,581,451	1,381,781	551,771	33,483	143,543	37,885	6,959,159	3,565,213
	a. Corporation	4,029,668	836,674	-	-	-	-	-	-	4,027,482	836,674
	b. Retail	954,074	162,876	340,584	141,423	494,600	32,814	139,967	37,809	343,941	141,513
3	Administrative Account Transactions	25,671	94	-	-	7,665	94	-	-	-	-
31 December 2024											
1	Securities	-	-	-	-	-	-	-	-	-	-
2	Credit	6,904,718	1,477,218	2,029,237	1,142,312	493,773	55,258	294,370	101,911	8,145,811	2,462,361
	a. Corporation	3,435,351	551,230	487,941	480,057	-	-	444	2	3,922,848	1,031,285
	b. Retail	829,556	216,580	496,090	299,380	438,466	54,641	256,207	101,267	553,445	324,065
3	Administrative Account Transactions	42,353	265	-	-	4,802	43	2,020	221	-	-

Disclosure of Counterparty Credit Risk

Counterparty credit risk for the Bank is the risk arising from the counterparty's failure to pay a contract with the Bank, which causes potential losses for the Bank in replacing the contract.

Counterparty credit risk generally arises from derivative transactions, such as, but not limited to, FX swaps and repo/reverse repo transactions. Counterparty credit risk mitigation is carried out in accordance with OJK Circular Letter 24/SEOJK.03/2021, namely by recognizing the existence of collateral, guarantees, or credit insurance and complemented by the Bank's policy for managing credit risk from counterparties.

CCR1 Table: Counterparty Credit Risk Exposure Analysis

No		Replacement Cost (RC)	Potential Future Exposure (PFE)	EEPE	Alpha used in the calculations of Regulatory EAD	Net Receivables	RWA
		a	b	c	d	e	f
1	SA-CCR (for derivative)	952,551,211,196	1,683,039,942,642		1,4	3,689,827,615,374	1,730,788,300,000
2	Internal Model Method (for derivative and SFT)					N/A	N/A
3	Simple approach for credit risk mitigation (for SFT)					N/A	N/A
4	Comprehensive approach for credit risk mitigation (for SFT)					1,684,697,000,000	432,267,500,000
5	VaR for SFT					N/A	N/A
	Total						

Definition

Replacement Cost is as referred to in the provisions of the Financial Services Authority regarding the guidelines for calculating net receivables of derivative transactions in the calculation of risk-weighted assets for credit risk using the standardized approach.

Potential Future Exposure is as referred to in the provisions of the Financial Services Authority regarding the guidelines for calculating net receivables of derivative transactions in the calculation of risk-weighted assets for credit risk using the standardized approach.

Net Receivables is the calculation of Net Receivables for derivative transactions using the standardized approach which is the sum of Replacement Cost (RC) and Potential Futures Exposures (PFE) which is then multiplied by 1.4 (one point four) as referred to in the provisions of the Financial Services Authority regarding the guidelines for calculating net receivables of derivative transactions in the calculation of risk-weighted assets according to risk for credit risk using the standardized approach.

CCR3 Table: CCR Exposure Based on Portfolio Category and Risk Weight

Portfolio Category	0%	10%	20%	50%	
Claims on sovereign	106,473,222,862				
Claims on Public Sector Entity			26,815,100,581		
Claims on Multilateral Development Banks and International Institute					
Claims on Bank			575,431,000,000	711,206,000,000	
Claims on Securities Companies					
Claims on Corporate			502,887,485,468	-	
Claims on Micro, Small and Retail Portfolio					
Other Assets					
Total	**106,473,222,862**		**1,105,133,586,049**	**711,206,000,000**	

Definition

The division by risk weight and regulatory portfolio is included in the table for illustrative purposes. Banks may supplement the table with asset class divisions based on the provisions of the Financial Services Authority regarding guidelines for calculating risk-weighted assets for credit risk using the standardized approach.

Total credit exposure is the relevant value for calculating capital by taking into account credit risk mitigation techniques.

CCR2 Table: Credit valuation adjustment (CVA) capital charge

No.		Net Receivables	ATMR
Total portfolios based on the Advanced CVA capital charge		**N/A**	**N/A**
1	(i) VaR components (including a 3× multiplier)		N/A
2	(ii) Stressed VaR component (including a 3× multiplier)		N/A
3	All Portfolios in accordance with the Standardized CVA Capital Charge	842,224,430,299	
4	Total in accordance with CVA Capital Charge	842,224,430,299	

	75%	100%	150%	Others	Total Net Receivables
					106,473,222,862
					26,815,100,581
	370,321,000,000	10,361,106,503		732,749,902,662	2,400,069,009,165
		653,582,797,299			1,156,470,282,767
	370,321,000,000	**663,943,903,802**		**732,749,902,662**	**3,689,827,615,374**

CCR6 Table: Net Credit Derivatives Claims

	Protection Bought	Protection Sold
Notional Values	**NULL**	**NULL**
Single-name credit default swaps		
Index credit default swaps		
Total return swaps		
Credit options		
Derivatif kredit lainnya		
Total Notional Values	**NULL**	**NULL**
Fair values	**NULL**	**NULL**
Fair values positive (asset)		
Fair values negative (liability)		

B. Market Risk

Market risk is the risk on the balance sheet and administrative account positions, including derivative transactions due to changes in market conditions. Changes in market conditions include movements in exchange rates, interest rates, and option prices, including changes in credit spreads and the potential for default. Market risk exists in trading book and banking book positions originating from exposure to foreign exchange, securities, derivatives, and financial/money market instruments.

Interest rate risk in the banking book can arise from differences in exposure to the Bank's assets and liabilities and movements in interest rates, which will affect income and the economic value of the Bank's capital.

Market Risk Management Framework

The Bank uses the control framework as a clear and firm guideline regarding limits on risk-taking. The three key components in the risk control framework are:

1. **Policies and Procedures**
   Establish clear rules and standards for all business activities, controls, and operational and organizational strategies in the Bank related to market risk management.

2. **Exposure Limits**
   Provide clear boundaries related to market risk. Market risk limits/tolerances are adjusted to relevant regulations, global policies, and local policies at the Bank.

3. **Delegation of Risk Authority**
   Ensure that decision-making on major risks can only be carried out by certain individuals or work units who have received approval from the management committee at the Bank.

Adequacy of Policies, Procedures, and Limit Determination

The Bank periodically reviews the adequacy of policies, procedures, and limit determination in managing market risk so that they are in line with external regulations such as Financial Services Authority (OJK) Regulation No. 18/POJK.03.2016 and OJK Circular No. 34/SEOJK.03/2016 concerning the implementation of risk management. In addition, this policy is also prepared in line with the global market risk and liquidity risk policies of Sumitomo Mitsui Banking Corporation (SMBC) due to the fact that SMBC Indonesia is an SMBC group.

The Bank's market risk policies and procedures establish clear rules and standards for all business activities, controls, and operational and organizational strategies in the Bank related to market risk. The Bank has a methodology following measurable and clear steps to identify, measure, and monitor market risks.

To ensure risk control runs well, the Bank also checks and balances and separates the front office, middle office, and back office, as well as implementing the Three Lines of Defense framework, namely:

1. Work Unit Leader (PUK) (first line of defense)
2. Market and Liquidity Risk Management Department and Compliance Unit (second line of defense)
3. Internal Audit/SKAI Work Unit (third line of defense)

Determination of market risk limits is reviewed periodically to ensure compliance with business developments and the latest economic and market conditions based on exchange rate and interest rate risk factors.

Adequacy of Risk Identification, Measurement, Monitoring, and Control Processes, as well as Risk Management Information Systems

Market risk identification is always carried out through the analysis of every product, transaction, or service offered by the Bank through programs until the product, transaction, or service becomes a market risk exposure that is measured, monitored, and controlled on a daily basis.

For every feature development and significant growth, market risks are continuously re-identified and discussed jointly between the Risk Management Work Unit (RMU), in this case the Market and Liquidity Risk Management work unit, and related business units.

Currently the Bank's securities portfolio is categorized as a trading book and a banking book. Trading book securities are mainly used to fulfill requests from customers. Meanwhile, banking book securities are managed for the purpose of providing liquidity reserves and obtaining optimal returns in accordance with the business plan and certain levels of risk accepted by Management.

The Bank's foreign exchange exposure mostly comes from FX transactions carried out for the benefit of customers and swaps for sources of funds obtained in foreign currencies. Exchange rate risk exposure is measured based on the Bank's net foreign exchange position. The Bank's net foreign exchange position as of December 2025 is 0,71 % of capital, or far below Bank Indonesia's maximum threshold, namely 20.0% of capital.

The Bank carries out a revaluation process (mark to market) based on market prices at the end of each day. The Bank also monitors market risk exposure on a daily basis as part of risk mitigation and ensures that exposure does not exceed the limit set by the asset liabilities committee (ALCO).

The calculation of Risk Weighted Assets (RWA) for market risk and capital requirements for market risk exposure is carried out based on a standard approach in accordance with applicable regulations.

RWA Disclosure for Market Risk Using Standardized Approach (MR1)
Bank Stand Alone

(In million Rupiah)

Risk	Capital Charge with Standard Appoach Position December 2025
Risk of GIRR	24,975.22
Risk of CSR Non Securitization	8,519.70
Risk of CSR Securitization Non CTP	
Risk of CSR Securitization CTP	
Risk of Equity	
Risk of Commodity	
Risk of Exchange Rate	20,431.35
DRC – Non Securitization	
DRC Securitization Non CTP	
DRC Securitization CTP	
RRAO	
Total	**53,926.27**

Additional Disclosure (Qualitative)

In accordance with SEOJK Number 23/SEOJK.03/2022 regarding the calculation of RWA for Market Risk for Commercial Banks, the Bank uses the standard method approach in calculating RWA for Market Risk starting from the reporting period of January 2025. The components of market risk capital charges include:

- Risk Class General Interest Rate Risk (GIRR)
- Non-securitized Credit Spread Risk (CSR) Risk Class
- Exchange Rate Risk Class

RWA Disclosure for Market Risk Using Standardized Approach (MR1)
Consolidated Bank with Subsidiaries

(In million Rupiah)

Risk	Capital Charge with Standard Appoach Position December 2025
Risk of GIRR	24,975.22
Risk of CSR Non Securitization	8,519.70
Risk of CSR Securitization Non CTP	
Risk of CSR Securitization CTP	
Risk of Equity	
Risk of Commodity	
Risk of Exchange Rate	20,431.35
DRC – Non Securitization	
DRC Securitization Non CTP	
DRC Securitization CTP	
RRAO	
Total	**53,926.27**

Additional Disclosures (Qualitative)

As of reporting period of December 2025, there are no transfers between regulatory books. Subsidiaries of the Bank do not have Trading Book portfolio.

Simplified BA-CVA (CVA1) - Bank Stand Alone

(In million Rupiah)

	Component	ATMR BA-CVA
	a	b
Aggregation of systematic components of CVA Risk	148,284.17	
Aggregation of idiosynctatic components of CVA Risk	75,647.09	
Total		**803,878.75**

Simplified BA-CVA (CVA1) - Consolidated Bank with Subsidiaries

(In million Rupiah)

	Component	ATMR BA-CVA
	a	b
Aggregation of systematic components of CVA Risk	148,284.17	
Aggregation of idiosynctatic components of CVA Risk	75,647.09	
Total		**803,878.75**

Additional Disclosures (Qualitative)

In accordance with SEOJK Number 23/SEOJK.03/2022 regarding the calculation of RWA for Market Risk for Commercial Banks, the Bank uses a simplified basic CVA approach (Basic Approach CVA - reduced version) in the calculation of RWA CVA, the approach does not recognize hedging.

Market risk management is carried out by reporting the results of measuring and monitoring market risk limits that have been set by ALCO on a daily basis. The Bank also routinely performs PV01 calculations and simulates projected changes in Net Interest Income (NII) and Economic Value of Equity (EVE), which are reported in meetings held by the ALCO committee and the Risk Management Committee (RMC).

Annually, or if there are additional features or products, the Bank validates the measurement results from the system used. The current information system is able to facilitate the revaluation (mark to market) process, provide up-to-date information on the Bank's market risk exposure, and monitor the movement of the Bank's market risk factors.

Internal Control System for Market Risk

Monitoring of Market Risk is carried out through the Asset Liabilities Committee (ALCO) and the Risk Management Committee. The Internal Control System has been effective in supporting the implementation of Market Risk Management. Internal Audit carries out regular audits on the adequacy of policies, procedures, and limits, as well as the tolerance and compliance of each party related to the implementation of market risk management in accordance with the Bank's established audit plan.

Market Risk Management Organizational Structure

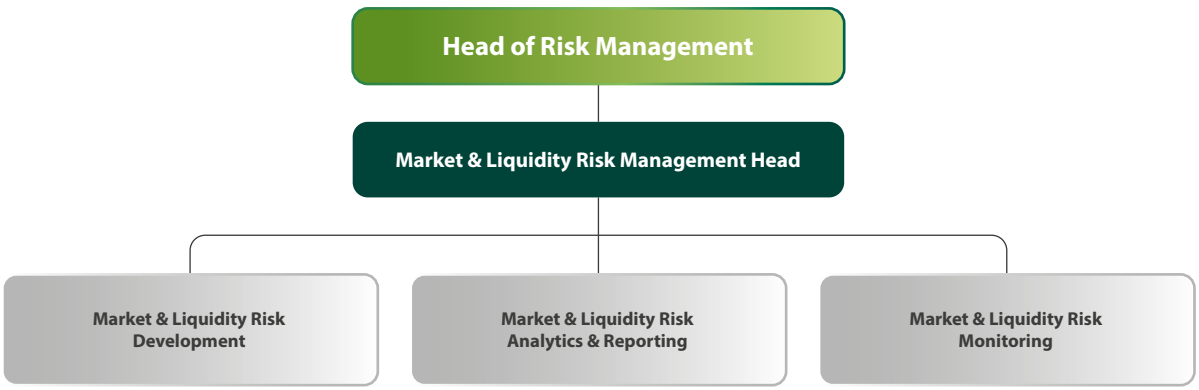

Disclosure of Interest Rate Risk in the Banking Book

Banking book exposure to the Bank's assets and liabilities is measured using sensitivity analysis based on the interest rate repricing gap profile to calculate the impact of changes in interest rates on the Bank's net profit using the Net Interest Income (NII) approach and the impact of changes in interest rates on the Bank's capital, or by using Economic Value of Equity (EVE) approach.

Interest rate risk in the Banking Book

Bank Name : PT Bank SMBC Indonesia Tbk (individual)
Report Position : December 2025

Individual Qualitative Analysis

IRRBB measurements are carried out using standard methods in accordance with applicable regulations. In managing the IRRBB, the Bank has determined a Risk Appetite, which is manifested in the form of an internal buffer for the maximum EVE changes that must be maintained. If the IRRBB level approaches or exceeds the buffer figure, ALCO will decide on the business strategy and hedging strategy that must be implemented to return the IRRBB figure to the desired level.

Market and Liquidity Risk Management is responsible for measuring and monitoring IRRBB periodically to be reported to the Board of Directors and ALCO/RMC. Meanwhile, the business and treasury units are responsible for carrying out the business and hedging strategies that have been formulated.

Quantitative analysis of the IRRBB measurement results for the December 2025 position can be seen that the Bank's highest EVE change occurred in the Parallel Shock Up scenario, namely Rp3.34 trillion or 10.05% of CET1. Meanwhile, from the perspective of NII changes, in the Parallel Shock Up scenario, Bank NII projected to experience a decline of Rp0.41 trillion or 5.78% from the Bank's annual NII projection.

IRRBB Calculation Report

Bank Name : PT Bank SMBC Indonesia Tbk (individual)
Report Position : December 2025
Currency : Total in Rupiah

Table of IRRBB Calculation Report

(In million Rupiah)

	Δ EVE		Δ NII	
	December 2025	December 2024	December 2025	December 2024
Parallel up	(3,337,036.02)	(2,329,208.31)	(407,925.53)	(187,966.88)
Parallel down	3,607,391.60	2,484,311.65	375,758.57	140,798.88
Steepener	172,966.57	228,641.25		
Flattener	(956,345.28)	(736,828.07)		
Short rate up	(1,913,720.64)	(1,372,907.81)		
Short rate down	1,973,939.13	1,373,477.98		
Absolute Negative Maximum Value	3,337,036.02	2,329,208.31	407,925.53	187,966.88
Tier 1 Capital (for Δ EVE) or Projected Income (for Δ NII)	33,218,319.66	32,425,450.04	7,056,967.31	2,258,829.42
Maximum amount divided by Tier 1 capital (for Δ EVE) or Projected Income (for Δ NII)	10.05%	7.18%	5.78%	8.32%

Interest rate risk in the Banking Book
Bank Name : PT Bank SMBC Indonesia Tbk (consolidated)
Report Position : December 2025

Consolidated Qualitative Analysis
Effective March 27, 2024, Bank SMBC Indonesia acquired PT. OTO Multiartha (OTO) and PT Summit Oto Finance (SOF), thus SMBC Indonesia's Subsidiary Companies currently consist of BTPNS as a banking company and OTO and SOF as financing companies. In accordance with regulations, the Bank measures and monitors IRRBB on a consolidated basis using the EVE (Economic Value of Equity) and NII (Net Interest Income) methods.

Quantitative analysis of the IRRBB measurement results for December 2025 can be seen that the Bank's highest EVE change occurred in the Parallel Shock Up scenario, namely Rp4,05 trillion or 9,12% of CET1. Meanwhile, from the perspective of NII changes, in the Parallel Shock Down scenario, the Bank's NII is projected to experience an increasing of
Rp0.15 trillion or 1.39% from the Bank's annual NII projection

IRRBB Calculation Report
Bank Name : PT Bank SMBC Indonesia Tbk (consolidated)
Report Position : December 2025
Currency : Total in Rupiah

Table of IRRBB Calculation Report

(In million Rupiah)

	Δ EVE		Δ NII	
	December 2025	December 2024	December 2025	December 2024
Parallel up	(4,053,304.78)	(3,016,704.90)	(151,542.54)	189,554.84
Parallel down	4,365,715.60	3,229,904.06	116,130.26	(218,318.48)
Steepener	405,031.88	369,066.57		
Flattener	(1,341,258.74)	(1,028,531.80)		
Short rate up	(2,539,816.23)	(1,910,310.29)		
Short rate down	2,624,033.76	1,933,839.35		
Absolute Negative Maximum Value	4,053,304.78	3,016,704.90	151,542.54	218,318.48
Tier 1 Capital (for Δ EVE) or Projected Income (for Δ NII)	44,455,177.93	43,905,358.09	10,912,177.55	7,617,423.19
Maximum amount divided by Tier 1 capital (for Δ EVE) or Projected Income (for Δ NII)	9.12%	6.87%	1.39%	2.87%

C. Liquidity Risk

Liquidity risk is a risk that may arise due to the Bank's inability to fulfill its maturing obligations using its cash flow and/or high-quality liquid assets that can be pledged as collateral, without disrupting the Bank's activities and financial condition.

Liquidity risk is also related to optimizing the balance sheet structure and structural risk regarding dependence on certain funding sources. The Bank's liquidity risk management strives to manage liquidity risk from a short-term and structural perspective.

In the short-term perspective, the Bank ensures adequate liquidity, which is monitored based on the Liquidity Coverage Ratio (LCR) and other early warning indicators. In a long-term perspective, liquidity risk is managed and monitored through the Net Stable Funding Ratio (NSFR).

Liquidity Risk Management Framework

The Bank uses the control framework as a clear and firm guideline regarding limits on risk-taking. The three key components in the risk control framework are:

1. **Policies and Procedures**
   Establish clear rules and standards for all business activities, controls, and operational and organizational strategies at the Bank related to liquidity risk management.

2. **Exposure Limits**
   Provide clear boundaries related to liquidity risk. Liquidity risk limits/tolerances are adjusted to relevant regulations, global policies, and local policies at the Bank.

3. **Delegation of Risk Authority**
   Ensure that decision-making on major risks can only be carried out by certain individuals or work units who have received approval from the management committee at the Bank.

Adequacy of Policies, Procedures, and Limit Determination

The Bank periodically reviews the adequacy of policies, procedures, and limits on liquidity risk and their suitability to risk appetite. In addition, it is also in line with business strategy and business growth, transaction complexity, as well as economic and market conditions.

To implement policies and procedures and set limits on liquidity risk effectively, the Bank has also clearly established a clear separation of duties, responsibilities, and authority between units responsible for managing liquidity risk, namely work units whose work has exposed activities to liquidity risk. The Risk Management Directorate provides independent and objective input and analysis in the process of identifying, measuring, monitoring, and managing liquidity risk.

The policies and procedures currently implemented also regulate liquidity risk management during times of crisis, starting with the activation of an emergency funding plan (CFP) and its implementation until returning to normal conditions (business as usual/BAU).

Adequacy of Risk Identification, Measurement, Monitoring, and Control Processes, as well as Risk Management Information Systems

Liquidity risk identification is carried out on all sources, both in terms of new banking products and activities, as well as in terms of significant growth from certain funding sources and results, both in the form of asset positions, liabilities, and administrative accounts. Identification is also carried out whenever there is potential for increased risk, including interest rate risk, credit risk, operational risk, legal risk, and risk due to new regulations from Bank Indonesia.

The Bank measures and monitors liquidity risk indicators to identify potential liquidity problems through Early Warning Indicators (EWI), which monitor roll-over levels, funding concentration, Bank public ratings, money market liquidity levels, and fulfillment of regulatory ratio obligations. The Bank also structurally measures liquidity risk using ratios such as the liquid assets adequacy ratio and the Macroprudential Intermediation Ratio (RIM) as well as calculating outflow funds and conducting stress testing.

Internal policies stipulate that the Bank always complies with established rules or regulations, such as Minimum Statutory Reserves and Liquidity Coverage Ratio (LCR). The Bank has also implemented Net Stable Funding Ratio (NSFR) regulations.

LCR report as of the end of quarter IV/2025:

Table of Report on Calculation of Obligations to Fulfill Liquidity Coverage Ratio

No	Components	Individual			
		Report Date Position (December 2025)		Report Date Position (December 2024)	
		Outstanding commitment and liabilities/contractual receivables	HQLA after haircut, outstanding commitment and liabilities times run-off rate or contractual receivables times inflow rate	Outstanding commitment and liabilities/contractual receivables	HQLA after haircut, outstanding commitment and liabilities times run-off rate or contractual receivables times inflow rate
1	Total data used in LCR calculation		64 Days		63 Days
HIGH QUALITY LIQUID ASSET (HQLA)					
2	Total High Quality Liquid Asset (HQLA)		33,195,584		31,204,662
CASH OUTFLOW					
3	Retail deposits and deposits from Micro and Small Business customers, consist of:	32,724,402	2,472,256	29,096,321	2,180,567
	a. Stable Deposit/Funding	16,003,676	800,184	14,581,293	729,065
	b. Less stable deposit/funding	16,720,725	1,672,073	14,515,027	1,451,503
4	Wholesale Funding, consist of:	68,476,244	29,952,482	57,019,360	26,403,043
	a. Operational deposit	-	-	-	-
	b. Non operational deposit and/or Other Non Operational liabilities	68,476,244	29,952,482	57,019,360	26,403,043
	c. Marketable securities issued by bank	-	-	-	-
5	Secured funding		-		-
6	Other cash outflow (additional requirement), consist of:	150,702,209	3,932,990	154,587,913	4,907,485
	a. cash outflow from derivative transaction	1,316,786	1,316,786	1,232,331	1,232,331
	b. cash outflow from additional liquidity requirement	-	-	-	-
	c. cash outflow from liquidation of funding	-	-	-	-
	d. cash outflow from disbursement of loan commitment and liquidity facilities	11,989,920	1,811,639	17,705,474	2,441,948
	e. cash outflow from other contractual liabilities related to placement of funds	-	-	-	-
	f. cash outflow from other funding related to contingency liabilities	136,646,755	55,817	134,862,772	445,870
	g. other contractual cash outlow	748,748	748,748	787,336	787,336
7	**TOTAL CASH OUTFLOW**		**36,357,729**		**33,491,095**
CASH INFLOW					
8	Secured lending	-	-	-	-
9	Claims to counterparty	27,751,233	17,486,747	29,575,188	17,745,860
10	Other Cash Inflow	2,075,536	1,701,162	2,076,346	1,656,809
11	**TOTAL CASH INFLOW**	**29,826,769**	**19,187,908**	**31,651,534**	**19,402,670**
			TOTAL ADJUSTED VALUE1		**TOTAL ADJUSTED VALUE1**
12	**TOTAL HQLA**		**33,195,584**		**31,204,662**
13	**TOTAL NET CASH OUTFLOWS**		**17,169,820**		**14,088,426**
14	**LCR (%)**		**193,34%**		**221,49%**

Note:
Adjusted value is calculated after haircut, run-off rate, inflow rate, and HQLA components maximum limit, for example, the maximum limit of HQLA is Level 2B and HQLA is Level 2, and the determined maximum limit of cash inflow that can be calculated in LCR.

	Consolidated			
	Report Date Position (December 2025)		Report Date Position (December 2024)	
	Outstanding commitment and liabilities/contractual receivables	HQLA after haircut, outstanding commitment and liabilities times run-off rate or contractual receivables times inflow rate	Outstanding commitment and liabilities/contractual receivables	HQLA after haircut, outstanding commitment and liabilities times run-off rate or contractual receivables times inflow rate
		64 Days		63 Days
		44,443,221		40,228,849
	38,688,969	2,891,680	35,195,724	2,616,211
	19,544,346	977,217	18,067,233	903,362
	19,144,623	1,914,462	17,128,491	1,712,849
	73,619,663	33,573,930	61,362,475	29,635,342
	-	-	-	-
	73,594,533	33,548,800	61,356,372	29,629,239
	25,130	25,130	6,103	6,103
		-		-
	151,062,723	4,293,504	155,036,522	5,356,095
	1,677,300	1,677,300	1,680,940	1,680,940
	-	-	-	-
	-	-	-	-
	11,989,920	1,811,639	17,705,474	2,441,948
	-	-	-	-
	136,646,755	55,817	134,862,772	445,870
	748,748	748,748	787,336	787,336
		40,759,113		37,607,647
	-	-	-	-
	30,774,216	19,339,797	32,774,275	19,716,210
	2,422,016	2,047,642	2,454,465	2,034,929
	33,196,231	**21,387,439**	**35,228,741**	**21,751,139**
		TOTAL ADJUSTED VALUE1		**TOTAL ADJUSTED VALUE1**
		44,443,221		**40,228,849**
		19,371,674		**15,856,508**
		229,42%		**253,71%**

Analysis of Calculation of Obligations to Fulfill Liquidity Coverage Ratio

Individual Analysis

At the end of quarter IV/2025 was 193.34%, decreased by 28.15% compared to 221.49% at the end of quarter IV/2024. The decrease in LCR was caused by the increase of net cash outflow amounting to Rp3.08 trillion is higher compared to the increase of value of high-quality liquid assets (HQLA) of Rp1.99 trillion.

The average value of cash outflows increased by Rp2.87 trillion, while the average value of cash inflows also decreased by Rp0.21 trillion. The increase in projected cash outflows mainly comes from corporate customers, while the decrease in projected cash inflows mainly comes from claims to counterparties.

Consolidated Analysis

The consolidated LCR of the Bank with subsidiaries at the end of quarter IV/2025 was 229.42%,decreased by 24.28 compared to the end of quarter IV/2024 of 253.71%. Lower LCR was caused by the increase in the average value of net cash outflow amounting to Rp3.52 trillion although the average value of HQLA is also increased by Rp4.21 trillion.

The average value of cash outflows on a consolidated basis increased by Rp3.15 trillion, while the average value of cash inflows on a consolidated basis also decreased by Rp0.36 trillion. The increase in projected cash outflows mainly comes from corporate customers, while the decrease in projected cash inflows mainly comes from claims from counterparties.

Both the Bank and its subsidiaries always comply with LCR provisions to ensure liquidity resilience.

Bank Name : PT Bank SMBC Indonesia Tbk (individual)
Report Position : 31 December 2025

Table of Individual Net Stable Funding Ratio (NSFR) Disclosure

No	Component	Position of Report (December 2025)				
		Carrying Value By Residual Maturity				Total Weighted Value
		No Specified Maturity[1]	<6 Months	≥6 Months-<1 Year	≥1 Year	
ASF Component						
1	**Capital:**	**44,525,796**	**-**	**-**	**3,335,000**	**47,860,796**
2	Regulatory Capital as per POJK CAR	44,525,796	-	-	3,335,000	47,860,796
3	Other capital instruments	-	-	-	-	-
4	**Retail deposits and deposits from micro and small business customers:**	**22,743,364**	**20,850,834**	**748,263**	**514**	**40,779,361**
5	Stable Deposits	15,171,743	2,197,547	43,366	-	16,542,024
6	Less Stable Deposits	7,571,622	18,653,287	704,896	514	24,237,338
7	**Wholesale Funding:**	**28,165,763**	**54,082,730**	**1,544,596**	**25,078,775**	**47,710,492**
8	Operational deposits	-	-	-	-	-
9	Other wholesale funding	28,165,763	54,082,730	1,544,596	25,078,775	47,710,492
10	**Liabilities with matching interdependent assets**	**-**	**-**	**-**	**-**	**-**
11	**Other liabilities and equity:**	**3,923,920**	**7,177,840**	**190,631**	**-**	**-**
12	NSFR derivative liabilities		-	-	-	
13	All other liabilities and equity not included in the above categories	3,923,920	7,177,840	190,631	-	-
14	**Total ASF**					**136,350,649**

	Position of Report (December 2024)				
	Carrying Value By Residual Maturity				Total Weighted Value
	No Specified Maturity[1]	<6 Months	≥6 Months-<1 Year	≥1 Year	
	43,562,483	**-**	**-**	**3,219,000**	**46,781,483**
	43,562,483	-	-	3,219,000	46,781,483
	-	-	-	-	-
	17,556,185	**21,649,124**	**1,133,969**	**21,466**	**37,192,528**
	13,559,954	3,639,764	114,506	5,021	16,453,533
	3,996,232	18,009,360	1,019,463	16,445	20,738,995
	24,939,838	**47,007,642**	**1,667,559**	**36,247,419**	**57,383,710**
	-	-	-	-	-
	24,939,838	47,007,642	1,667,559	36,247,419	57,383,710
	-	**-**	**-**	**-**	**-**
	4,192,840	**3,938,368**	**320,239**	**-**	**-**
		-	-	-	
	4,192,840	3,938,368	320,239	-	-
					141,357,721

No	Component	Position of Report (December 2025)				
		Carrying Value By Residual Maturity				Total Weighted Value
		No Specified Maturity[1]	<6 Months	≥6 Months-<1 Year	≥1 Year	
Komponen RSF						
15	**Total NSFR HQLA**					**367,162**
16	**Deposits held at other financial institutions for operational purposes**	**1,062,136**	**-**	**-**	**-**	**531,068**
17	**Performing loans and securities**	**10,743,716**	**55,742,605**	**11,590,138**	**73,595,602**	**87,808,477**
18	to financial institutions secured by Level 1 HQLA	-	-	-	-	-
19	to financial institutions secured by non-Level 1 HQLA and unsecured performing loans to financial institutions	40,498	10,350,689	2,237,554	10,345,479	13,022,934
20	to non- financial corporate clients, retail and small business customers, government of Indonesia, other sovereigns, Bank Indonesia, other central banks and pubic service entities, of which:	10,703,219	42,436,839	8,424,445	53,508,391	66,979,809
21	meet the criteria for risk weight of less than or equal to 35% under OJK circular letter regarding credit risk RWA	-	1,271,500	928,140	9,741,733	7,431,946
22	Unpledged residential mortgages, of which:	-	-	-	-	-
23	meet the criteria for risk weight of less than or equal to 35% under OJK circular letter regarding credit risk RWA	-	-	-	-	-
24	Securities that are unpledged, not in default and do not qualify as HQLA, including exchange-traded equities	-	513,576	-	-	256,788
25	**Assets with matching interdependent liabilities**	**-**	**-**	**-**	**-**	**-**
26	**Other assets:**	**12,710,645**	**6,395,310**	**53,653**	**12,023,706**	**25,032,045**
27	Physical traded commodities, including gold	-				-
28	Cash, securities and other assets posted as initial margin for derivative contracts or contributions to default funds of central counterparty (CCPs)		-	-	-	-
29	NSFR derivative assets		62,350	-	-	62,350
30	NSFR derivative liabilities before deduction of variation margin posted		179,007	-	-	179,007
31	All other assets not included in the above categories	12,710,645	6,147,083	53,653	12,023,706	24,784,848
32	**Off-balance sheet items**		**24,701,170**	**58,116,732**	**74,168,697**	**996,068**
33	**Total RSF**					**114,734,820**
34	**Net Stable Funding Ratio (%)**					**118.84%**

[1] Components that shall be reported under termless category are components that do not have a contractual period, including:
Perpetual capital instruments, short position, open maturity position, current accounts, and equities that do not fall under HQLA and commodity categories.

Individual NSFR Analysis

Individual Analysis

The Bank's Net Stable Funding Ratio (NSFR) as an individual at the end of quarter IV/2025 was 118.84%, decreased by 3.39% compared to 122.23% at the end of quarter IV/2024. Lower NSFR was due to the decrease in Available Stable Funds (ASF) of 5.01 trillion while Required Stable Funds (RSF) decreased by IDR 0.91 trillion.

The largest portion of ASF is in the form capital amounting to 35.10%, funding originating from corporate customers amounting to 34.99%, and savings originating from individual customers amounting to 29.91% of the total ASF. Meanwhile, the largest composition of ASF based on the remaining term came from funding without a term of 48.22%, tenor < 6 months of 29.88%, and tenor of ≥ 1 year of 20.84% of the total ASF.

	Position of Report (December 2024)				
	Carrying Value By Residual Maturity				Total Weighted Value
	No Specified Maturity[1]	<6 Months	≥6 Months-<1 Year	≥1 Year	
					155,912
	677,345	**-**	**-**	**-**	**338,672**
	-	**69,084,581**	**15,328,642**	**75,265,524**	**95,796,505**
	-	-	-	-	-
	-	12,109,774	1,658,075	11,315,918	13,961,421
	-	55,253,716	13,570,654	61,930,728	79,799,586
	-	160,000	-	2,018,878	1,392,271
	-	-	-	-	-
	-	-	-	-	-
	-	1,092,903	99,913	-	596,408
	-	**-**	**-**	**-**	**-**
	4,754,588	**2,945,013**	**58,410**	**12,932,663**	**18,334,851**
	-				-
		-	-	-	-
		96,555	-	-	96,555
		264,179	-	-	264,179
	4,754,588	2,584,278	58,410	12,932,663	17,974,116
		9,066,105	**23,088,183**	**114,903,824**	**1,021,375**
					115,647,316
					122.23%

The largest portion of RSF is in the form of loans in the current and special attention category (performing) amounting to 76.53% and other assets amounting to 21.82% of the total RSF. Meanwhile, the composition of the RSF based on the largest remaining term consists of assets with a tenor of ≥ 1-year amounting to 65.47% and assets with a tenor of < 6 months amounting to19.65% of the total RSF.

The Bank always monitors and maintains compliance with the NSFR and includes aspects of funding sources and tenors in determining the Bank's funding strategy.

Bank Name : PT Bank SMBC Indonesia Tbk (consolidated)
Report Position : 31 December 2025

Table of Consolidated Net Stable Funding Ratio (NSFR) Disclosure

No	Component	Position of Report (December 2025)				
		Carrying Value By Residual Maturity				Total Weighted Value
		No Specified Maturity[1]	<6 Months	≥6 Months-<1 Year	≥1 Year	
Komponen ASF						
1	**Capital:**	**62,164,621**	**-**	**-**	**3,335,000**	**65,499,621**
2	Regulatory Capital as per POJK CAR	62,164,621	-	-	3,335,000	65,499,621
3	Other capital instruments	-	-	-	-	-
4	**Retail deposits and deposits from micro and small business customers:**	**25,538,261**	**24,897,296**	**752,895**	**533**	**47,182,175**
5	Stable Deposits	17,835,473	4,357,253	47,999	19	21,128,707
6	Less Stable Deposits	7,702,788	20,540,042	704,896	514	26,053,468
7	**Wholesale Funding:**	**28,537,063**	**64,015,999**	**6,737,667**	**36,509,790**	**62,872,329**
8	Operational deposits	-	-	-	-	-
9	Other wholesale funding	28,537,063	64,015,999	6,737,667	36,509,790	62,872,329
10	**Liabilities with matching interdependent assets**	**-**	**-**	**-**	**-**	**-**
11	**Other liabilities and equity:**	**4,919,636**	**7,177,840**	**190,631**	**-**	**-**
12	NSFR derivative liabilities		-	-	-	
13	All other liabilities and equity not included in the above categories	4,919,636	-	-	-	-
14	**Total ASF**					**175,554,124**
Komponen RSF						
15	**Total NSFR HQLA**					**709,312**
16	**Deposits held at other financial institutions for operational purposes**	**1,305,764**	**-**	**-**	**-**	**652,882**
17	**Performing loans and securities**	**10,743,716**	**66,871,992**	**22,834,121**	**90,126,959**	**111,713,318**
18	to financial institutions secured by Level 1 HQLA	-	-	-	-	-
19	to financial institutions secured by non-Level 1 HQLA and unsecured performing loans to financial institutions	40,498	12,240,230	2,470,840	10,345,479	13,423,007
20	to non- financial corporate clients, retail and small business customers, government of Indonesia, other sovereigns, Bank Indonesia, other central banks and pubic service entities, of which:	10,703,219	50,796,686	19,270,142	69,311,676	89,335,016
21	meet the criteria for risk weight of less than or equal to 35% under OJK circular letter regarding credit risk RWA	-	1,271,500	928,140	9,741,733	7,431,946
22	Unpledged residential mortgages, of which:	-	-	-	-	-
23	meet the criteria for risk weight of less than or equal to 35% under OJK circular letter regarding credit risk RWA	-	-	-	-	-
24	Securities that are unpledged, not in default and do not qualify as HQLA, including exchange-traded equities	-	1,393,576	165,000	728,071	1,406,349
25	**Assets with matching interdependent liabilities**	**-**	**-**	**-**	**-**	**-**
26	**Other assets:**	**12,710,645**	**7,098,910**	**572,275**	**14,473,753**	**28,698,473**
27	Physical traded commodities, including gold	-				-
28	Cash, securities and other assets posted as initial margin for derivative contracts or contributions to default funds of central counterparty (CCPs)		-	-	-	-
29	NSFR derivative assets		191,805	-	-	299,088
30	NSFR derivative liabilities before deduction of variation margin posted		237,409	-	-	289,547
31	All other assets not included in the above categories	12,710,645	6,662,825	572,275	14,473,753	28,269,259
32	**Off-balance sheet items**		**24,701,170**	**58,116,732**	**74,168,697**	**996,068**
33	**Total RSF**					**142,770,054**
34	**Net Stable Funding Ratio (%)**					**122.96%**

[1] Components that shall be reported under termless category are components that do not have a contractual period, including:
Perpetual capital instruments, short position, open maturity position, current accounts, and equities that do not fall under HQLA and commodity categories.

	Position of Report (December 2024)				
	Carrying Value By Residual Maturity				Total Weighted Value
	No Specified Maturity[1]	<6 Months	≥6 Months-<1 Year	≥1 Year	
	60,568,668	**-**	**-**	**3,219,000**	**63,787,668**
	60,568,668	-	-	3,219,000	63,787,668
	-	-	-	-	-
	20,215,828	**25,773,786**	**1,159,240**	**21,490**	**43,557,202**
	16,078,086	5,830,519	126,276	5,044	20,938,181
	4,137,742	19,943,268	1,032,963	16,445	22,619,021
	25,381,868	**55,246,026**	**4,570,484**	**49,255,743**	**72,988,080**
	-	-	-	-	-
	25,381,868	55,246,026	4,570,484	49,255,743	72,988,080
	-	**-**	**-**	**-**	**-**
	4,822,099	**3,938,368**	**320,239**	**-**	**-**
		-	-	-	
	4,822,099	-	-	-	-
					180,332,951
					402,577
	1,013,936	**-**	**-**	**-**	**506,968**
	-	**80,609,839**	**26,927,617**	**92,637,067**	**120,423,818**
	-	-	-	-	-
	-	13,638,639	1,728,075	11,315,918	14,225,751
	-	64,289,679	24,829,629	79,005,256	103,286,644
	-	160,000	-	2,018,878	1,392,271
	-	-	-	-	-
	-	-	-	-	-
	-	2,053,334	369,913	297,015	1,472,333
	-	**-**	**-**	**-**	**-**
	4,754,588	**3,459,512**	**397,703**	**15,634,693**	**21,890,674**
	-				-
		-	-	-	-
		189,541	-	-	299,088
		332,916	-	-	289,547
	4,754,588	2,937,055	397,703	15,634,693	21,368,218
		9,066,105	**23,088,183**	**114,903,824**	**1,021,375**
					144,245,411
					125.02%

Consolidated NSFR Analysis

Consolidated Analysis

The Bank's consolidated NSFR as of the end of quarter IV/2025 was 122.96 decrased by 2.06% compared to the end of quarter IV/2024, which was 125.02%. Lower NSFR was due to decrease in ASF by IDR 4.78 trillion, while RFS decreased by IDR 1.47 trillion.

The largest portion of ASF comes from capital amounting to 37.31%, corporate customers, amounting to 35.81%, and savings originating from individual customers and micro and small business customers amounting to 26.88%.

Meanwhile, the largest composition of ASF based on the remaining term came from funding without a term of 49.01%, a tenor of <6 months of 25.99%, and a tenor of ≥ 1 year of 22.70% of the total ASF.

The largest portion of RSF is in the form of loans in the current and special attention category (performing) amounting to 78.24% and other assets amounting to 20.10% of the total RSF. Meanwhile, the RSF composition based on the largest remaining term is assets with a tenor of ≥ 1-year amounting to 64.33% and a tenor < 6 months amounting to 19.38% of the total RSF.

Both the Bank and its subsidiaries always monitor and maintain compliance with the NSFR and include aspects of funding sources and tenors in determining the Bank's funding strategy.

Liquidity risk management is carried out by reporting the results of monitoring of Early Warning Indicators and Liquidity Risk Limits on a daily basis. The Bank also regularly reports on the condition and development of liquidity key risk indicators in ALCO Committee and Risk Management Committee (KMR) Meetings.

The Risk Management Directorate, through the Market and Liquidity Risk Management Unit, monitors liquidity risk indicators, funding sources, results, and liquidity position. This includes interest rate-setting strategies and changes in customer behavior, including changes in the structure and volatility of funding sources. For each exceedance or certain risk event, SKMR communicates and requests follow-up from the relevant business unit, including forwarding the problem to higher management. The information system currently used can provide information about liquidity conditions on a daily basis for the process of measuring, monitoring, and controlling liquidity risk.

Internal Control System for Liquidity Risk

Monitoring of liquidity risk is carried out by ALCO and the Risk Management Committee. Liquidity risk management is also carried out by preparing a contingency funding plan in anticipation of poor liquidity conditions.

The Internal Control System has effectively supported the implementation of Liquidity Risk Management. Internal Audit has also carried out regular audits on the adequacy of applicable policies, procedures, transaction limits, and tolerances, as well as compliance from each related party in accordance with those stipulated in the Bank's audit plan.

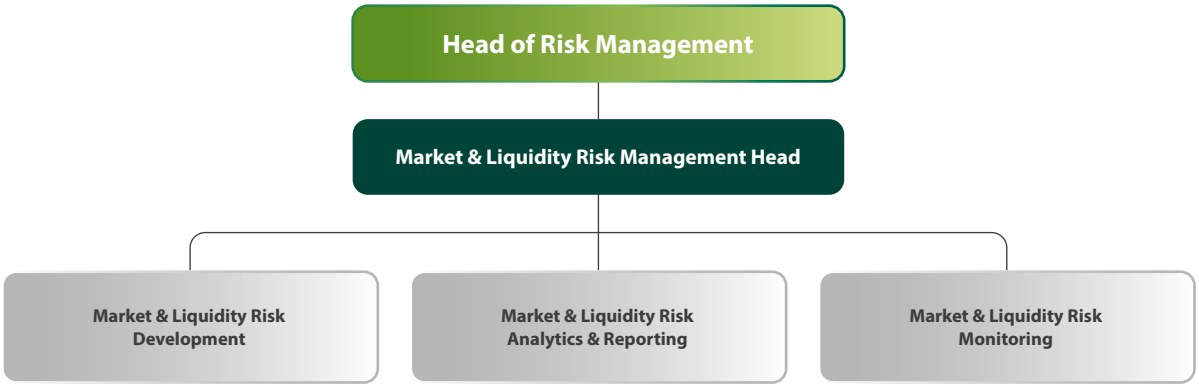

Policies in the Field of Funding Strategy

In anticipating potential liquidity pressures that may occur, the Bank and Subsidiaries have prepared adequate funding strategies and liquidity reserves. This policy is adjusted to operational needs and liquidity profiles so that it always meets relevant regulations.

SMBC Indonesia Rupiah and Foreign Currency Contractual Maturity Profile

The maturity profile is projected over the remaining term based on the contractual dates of specific assets and liabilities. Historically, the majority of deposits are rolled over at maturity, which is influenced by customer behavior and the level of trust in the Bank and Subsidiaries. To manage liquidity risk in these conditions, the Bank and Subsidiaries determine appropriate strategies and the amount of cash and liquid assets that need to be owned, which can be liquidated or used as collateral if there is an urgent need for liquidity.

Liquidity Risk Measurement and Control and Stress Testing

The Bank measures and monitors liquidity risk indicators to identify potential liquidity problems through Early Warning Indicators (EWI), which monitor roll-over levels, funding concentration, Bank public ratings, money market liquidity levels, and fulfillment of regulatory ratio obligations. The Bank also structurally measures liquidity risk using the AL and RIM adequacy ratios as well as calculating outflow funds and conducting stress testing.

D. Operational Risk

Operational risk is defined as the risk resulting from inadequate or non-functioning internal processes, human error, system failure, or external events that affect the Bank's operational activities.

Operational Risk Management Governance

The Board of Commissioners and the Board of Directors actively oversee operational risk management. The Board of Commissioners conducts oversight through the Risk Monitoring Committee, and the Board of Directors conducts oversight through the Risk Management Committee and the Non-Financial Risk Management Committee. Monitoring is carried out periodically according to the respective terms of reference to discuss operational risks.

The Operational Risk Management (ORM) Work Unit at the Division level within the Risk Management Directorate is responsible for implementing Operational Risk Management at the Bank, with the Division Head reporting directly to the Head of Risk Management.

Adequacy of Policies, Procedures, and Limit Determination

The ORM work unit is responsible for creating and developing policies on Operational Risk Management, Business Continuity Management, Insurance Management, Third Party Risk Management, Internal Control over Financial Information and/or Financial Reports and Governance & Data Management and procedures including the Internal Control and Risk Function (ICR) which will then be reviewed periodically, taking into account any significant changes, both internally and externally. Each work unit is required to adhere to the policies and procedures created by the ORM Work Unit in carrying out its daily business and operational activities.

The Bank also has control systems and methods to carry out every business and operational activity, such as dual control, separation of duties, determination of limits and authority, implementation of mandatory annual leave, reconciliation processes, and others.

Adequacy of Operational Risk Management Process

The operational risk management process, which includes identifying, measuring, monitoring, and controlling risks, runs in a structured and consistent manner. The Bank's Operational Risk Management process is implemented based on effective best practices.

The stages of the operational risk management process, which include identification, measurement, monitoring, and control of operational risks, are as follows:

1. Operational risk identification stages include the preparation of Process Risk Control (PRC), Risk Grading Matrix (RGM), operational risk and fraud studies carried out on all processes, products, services, systems, initiatives, and new organizational structures or changes thereto, and the determination of parameters Key Risk Indicator (KRI) and Risk Acceptance (RA) reporting.
2. The operational risk measurement stages include analysis of operational risk events and losses, periodic self-assessment activities on the effectiveness of control adequacy through Key Control Self Assessment (KCSA), implementation of Internal Control & Risk (ICR) Function activities, determination of KRI thresholds and determination of Non Financial Risk (NFR) Appetite which are reported periodically in Risk Management Committee (RMC) and Non Financial Risk Management Committee meetings.

3. Operational risk monitoring stages are carried out through internal reporting to senior management and to external regulators and other related parties, either routinely or ad hoc. This stage also regulates the process of reporting events with significant categories through SINP (Significant Incident Notification Protocol).
4. Operational risk control stages include the availability of policies and procedures in carrying out all processes and activities, completion of effective follow-up on every risk event or operational risk problem, availability of adequate insurance programs to minimize the impact of Bank losses, availability of frameworks and tools for implementing Comprehensive Business Continuity Management (BCM), and the availability of meeting forums and training needed to implement the Bank's operational risk management.

Provision of the Internal Control & Risk System (ICRS) application as a database in the implementation of operational and fraud risk management is also expected to be able to present information needs accurately, timely, and up-to-date to facilitate analysis and decision-making.

The calculation of the Capital Adequacy Ratio (CAR) for operational risks carried out by the Bank uses a standardized approach, the process and reporting of which refer to regulatory provisions.

The Bank and Subsidiaries have comprehensive business continuity management guidelines that refer to the ISO 22301 industry standard, with the aim of anticipating potential operational risks that can occur from extreme/critical situations, whether caused by natural disasters such as floods, earthquakes, and volcanic eruptions or other factors such as demonstrations, fires, disruption of the electricity supply system, pandemics, and unfavorable business situations. This is to ensure continuity of service to customers.

Internal Control System for Operational Risk

Internal control over operational risk is implemented through the implementation of a three-lines-of-defense model. In the first line of defense, the Risk Taking Unit (RTU) is assisted by Business Risk/ICR in carrying out day-to-day operational risk management. In the second line of defense, the ORM work unit is tasked with overseeing the implementation of operational risk management processes in accordance with established policies.

In the third line of defense, Internal Audit independently conducts audits and evaluations of the governance and effectiveness of operational risk management. The implementation of the duties and responsibilities of the parties involved in the Bank's internal control system is carried out on an ongoing basis, and the results will be assessed through the ICR MSA (Maturity Self Assessment) work tool. Availability of meeting forums held by the ORM work unit to continuously provide understanding and training for the implementation of the internal control system in all work units.

Fraud Risk Management

The Bank applies zero tolerance to every incident of fraud. The Bank always follows up on every fraud incident, including providing sanctions to employees who commit or are involved in fraud incidents in accordance with applicable regulations, including reporting to the authorities (if necessary).

The Bank has adequate anti-fraud strategy policies and procedures that are continually being refined. In accordance with POJK No. 12 of 2024, which requires the anti-fraud function to be accountable to the board of directors, the Bank established the Anti-Financial Crime (AFC) Division in July 2025, which is within the Compliance & Legal Directorate. The AFC Division ensures the creation and development of adequate anti-fraud strategy policies and procedures and is continuously improved. Going forward, the AFC Division will coordinate with related work units in managing 9 types of financial crime risks: fraud, anti-money laundering, anti-bribery & corruption, insider trading, cybercrime, conduct, green financial crime, tax evasion, and market manipulation. In terms of fraud risk management, the Bank has implemented systematic management through a number of processes and strategies.

Regarding fraud risk prevention, the Bank has implemented an anti-fraud awareness program for all employees and signed an integrity pact and code of ethics by the Board of Directors, Board of Commissioners, and all Bank employees. Adjustments to anti-fraud strategy management policies and procedures are carried out periodically so that they remain in line with current conditions. In addition, a fraud risk review is carried out for every product, service, process, system, and initiative, both new and developed.

Anti-fraud awareness socialization to internal parties is carried out through several media, namely through e-newsletter broadcast, email broadcast, PC/laptop desktop wallpaper, SMBC Indonesia Info, showing anti fraud animated videos, mandatory anti-fraud e-learning, in-class and virtual training for employees.

The Bank also provides various socialization to increase fraud awareness to third parties, both customers and vendors who collaborate with the Bank, including conducting virtual training on anti-fraud and Entertainment & Gifts to vendors on a regular basis to help the Bank in maintaining good corporate governance.

In line with the applicable anti-fraud strategy, the Bank also continues to socialize fraud reporting through the whistleblowing channel as one of the mediums for detecting fraud incidents, which is regularly communicated to all employees through various internal Bank media. Employees can disclose and report any misconduct via email (Ayo Lapor), WhatsApp, letter, or face-to-face meetings.

The Bank has adequate procedures in place for the investigation and reporting of fraud incidents. For each proven fraud case, sanctions are determined by the Fraud Committee, involving relevant work units, the Human Resources unit, and the Anti-Financial Crime (AFC). Implementation of the Fraud Committee's decisions is monitored and evaluated periodically to determine future improvement efforts.

Operational Risk Calculation

Quantitative Operational Risk Disclosure Bank Stand Alone

(In million Rupiah)

No	Approach Used	31 December 2025			31 December 2024		
		Gross Income (average 3 years)	Capital Charge	ATMR	Gross Income (average 3 years)	Capital Charge	ATMR
(1)	(2)	(3)	(4)	(5)	(6)	(7)	(8)
1	Standard Approach	839,546	839,546	10,494,328	839,321	839,321	10,491,516
	Total	**839,546**	**839,546**	**10,494,328**	**839,321**	**839,321**	**10,491,516**

Quantitative Operational Risk Disclosure Consolidated Bank with Subsidiaries

(In million Rupiah)

No	Approach Used	31 December 2025			31 December 2024		
		Gross Income (average 3 years)	Capital Charge	ATMR	Gross Income (average 3 years)	Capital Charge	ATMR
(1)	(2)	(3)	(4)	(5)	(6)	(7)	(8)
1	Standard Approach	900,340	900,340	11,254,250	858,358	858,358	10,729,480
	Total	**900,340**	**900,340**	**11,254,250**	**858,358**	**858,358**	**10,729,480**

Historical Loss Data Report
Bank Stand Alone

No	Business Indicator Component (BIC)	T	T-1	T-2	T-3	T-4	T-5	T-6	T-7	T-8	T-9	Average 10 Years
Minimum limit of an operational loss event of Rp300,000,000.00 (three hundred million Rupiahs) or more												
1	Total net operating loss after calculating the recovery value (without exception)	11,973,90	7,752.88	0.00	8,203.62	5,535.70	17,509.55	17,250.26	3,000.33	14,075.17	6,229.68	9,153.11
2	Total occurrence of operational risk loss	6.00	9.00	0.00	9.00	7.00	12.00	4.00	7.00	9.00	5.00	6.80
3	Total excluded operational risk loss	0.00	0.00	0.00	0.00	0.00	0.00	0.00	0.00	0.00	0.00	0.00
4	Total occurrence of excluded operational risk loss	0.00	0.00	0.00	0.00	0.00	0.00	0.00	0.00	0.00	0.00	0.00
5	Total net operating loss after calculating the recovery value and excluded operational risk losses	1,1973.90	7,752.88	0.00	8,203.62	5,535.70	17,509.55	17,250.26	3,000.33	14,075.17	6,229.68	9,153.11
Minimum limit of an operational loss event of Rp1,500,000,000.00 (one billion Rupiahs) or more												
6	Total net operating loss after calculating the recovery value (without exception)											
7	Total occurrence of operational risk loss											
8	Total excluded operational risk loss											
9	Total occurrence of excluded operational risk loss											
10	Total net operating loss after calculating the recovery value and excluded operational risk losses											
Details of capital calculation for operational risks												
11	Are losses used in calculating the Internal Loss Multiplier (ILM)? (Yes/No)	Y										
12	If line 11 answer is 'No', is the internal loss data not use because of a discrepancy of the minimum standards for loss data? (Yes/No)											
13	Threshold used in calculating capital for operational risks (in Rupiah full amount)	300,000,000.00										
14	Other information (if any											

Historical Loss Data Report
Consolidated Bank with Subsidiaries

No	Business Indicator Component (BIC)	T	T-1	T-2	T-3	T-4	T-5	T-6	T-7	T-8	T-9	Average 10 Years
Minimum limit of an operational loss event of Rp300,000,000.00 (three hundred million Rupiahs) or more												
1	Total net operating loss after calculating the recovery value (without exception)	12,421.89	7,752.88	0.00	8,203.62	6,352.70	2,0952.55	17,879.26	3,000.33	14,075.17	6,450.68	9,708.91
2	Total occurrence of operational risk loss	7.00	9.00	0.00	9.00	9.00	16.00	5.00	7.00	9.00	6.00	7.70
3	Total excluded operational risk loss	0.00	0.00	0.00	0.00	0.00	0.00	0.00	0.00	0.00	0.00	0.00
4	Total occurrence of excluded operational risk loss	0.00	0.00	0.00	0.00	0.00	0.00	0.00	0.00	0.00	0.00	0.00
5	Total net operating loss after calculating the recovery value and excluded operational risk losses	12,421.89	7,752.88	0.00	8,203.62	6,352.70	20,952.55	17,879.26	3,000.33	14,075.17	6,450.68	9,708.91
Minimum limit of an operational loss event of Rp1,500,000,000.00 (one billion Rupiahs) or more												
6	Total net operating loss after calculating the recovery value (without exception)											
7	Total occurrence of operational risk loss											
8	Total excluded operational risk loss											
9	Total occurrence of excluded operational risk loss											
10	Total net operating loss after calculating the recovery value and excluded operational risk losses											
Details of capital calculation for operational risks												
11	Are losses used in calculating the Internal Loss Multiplier (ILM)? (Yes/No)	Y										
12	If line 11 answer is 'No', is the internal loss data not use because of a discrepancy of the minimum standards for loss data? (Yes/No)											
13	Threshold used in calculating capital for operational risks (in Rupiah full amount)	300,000,000.00										
14	Other information (if any											

Detailed Business Indicator Report - Bank Stand Alone

No	Business Indicator (BI) and component BI	T	T-1	T-2
1	Interest, Rent and Dividend Components	4,797,169.34		
2	Interest Income	17,092,616.54	17,122,073.13	15,927,827.24
3	Interest Expense	10,663,096.80	11,207,456.01	10,116,921.64
4	Earning Assets	206,270,098.27	185,134,522.26	192,461,754.89
5	Dividend Income	422,705.94	498,815.29	332,993.33
6	Services Components	1,341,780.51		
7	Fees and Commission Income	1,033,350.91	822,113.37	801,571.39
8	Fees and Commission Expenses	327,083.61	104,654.94	59,689.33
9	Other Operating Income	274,561.41	196,649.52	897,094.93
10	Other Operating Expenses	405,209.82	349,171.18	306,305.13
11	Financial Components (KK)	857,268.84		
12	Net Profit Loss Trading Book	29,673.01	(228,961.29)	218,426.41
13	Net Profit Loss Banking Book	557,140.87	938,739.70	598,865.23
14	Business Indicator (BI)	6,996,218.69		
15	Business Indicator Components (KIB)	839,546.24		
16	Business Indicator Disclosure			
17	Total BI including divested activities	6,996,218.69		
18	BI reduction due to the exclusion of divested activities	0.00		
19	Additional information			

Detailed Report on Business Indicators - Consolidated Bank with Subsidiaries

No	Business Indicator (BI) and component BI	T	T-1	T-2
1	Interest, Rent and Dividend Components	4,993,762.59		
2	Interest Income	26,444,134.96	22,870,417.41	21,305,383.60
3	Interest Expense	12,668,264.72	11,883,885.98	10,643,253.80
4	Earning Assets	246,431,887.72	206,492,383.25	212,910,543.69
5	Dividend Income	2.83	0.72	0.90
6	Services Components	1,662,526.02		
7	Fees and Commission Income	1,328,667.56	823,452.99	802,922.56
8	Fees and Commission Expenses	327,122.22	104,697.63	59,692.83
9	Other Operating Income	817,587.36	256,995.50	957,952.08
10	Other Operating Expenses	570,735.01	390,740.04	372,568.33
11	Financial Components (KK)	846,545.07		
12	Net Profit Loss Trading Book	(1,258.33)	(228,961.29)	218,426.41
13	Net Profit Loss Banking Book	549,556.24	938,739.70	602,693.23
14	Business Indicator (BI)	7,502,833.68		
15	Business Indicator Components (KIB)	900,340.04		
16	Business Indicator Disclosure			
17	Total BI including divested activities	7,502,833.68		
18	BI reduction due to the exclusion of divested activities	0.00		
19	Additional information			

Operational Risk RWA Calculation Report using the standard Bank Stand Alone

No	Description	T
1	Business Indicator Components (BIC)	839,546.24
2	Internal Loss Multiplier Factor (ILM)	1,000,000.00
3	Operational Risk Minimum Capital (ORC)	839,546.24
4	RWA for Operational Risks	10,494,328.00

Operational Risk RWA Calculation Report using the standard approach
Consolidated Bank with Subsidiaries

No	Description	T
1	Business Indicator Components (BIC)	900,340.04
2	Internal Loss Multiplier Factor (ILM)	1,000,000.00
3	Operational Risk Minimum Capital (ORC)	900,340.04
4	RWA for Operational Risks	11,254,250.50

The Risk Management Implementation Report for Operational Risk can be seen on page 424 in accordance with SEOJK Number 6/SEOJK.03/2020 concerning the Calculation of Risk-Weighted Assets for Operational Risk Using the Standard Approach for Commercial Banks.

1. Operational Risk Management Implementation Report (Individual) - Attached file
2. Operational Risk Management Implementation Report (Consolidated) - Attached file

Information Technology and Cyber Security Risks

Risks of using Information Technology (IT) and risks related to Cyber Security may occur as a result of IT failures or cyber attacks. The Bank's IT use risk management process and Cyber Security risks (including Information Security risk management) are coordinated and managed by the Cyber Security Risk Management (CSRM) unit, which has a direct reporting line to the Head of Risk Management.

In addition, there is active supervision of the risks of IT use and cyber security carried out by the Board of Commissioners and the Board of Directors at every stage of use, management of IT resources, and Bank Sensitive Information. The process is carried out through regular updates and reports submitted by the CSRM team regarding the current conditions of risks in the use of IT and the Bank's cyber security.

Currently, the Bank has an IT Usage Policy and a Cybersecurity & Information Risk Management Policy, which outline the Bank's cybersecurity implementation framework and standards. The Bank has also formulated and established a risk profile and level related to IT management. The Bank's cybersecurity risk profile and level have been formulated and established since 2024. Monitoring of this risk profile and level is carried out through risk management tools such as Risk Appetite and KRI. Bank has also established a strategy for implementing cyber and information security risk management since 2024 in line with the Bank's business strategy and the applicable framework outlined in the Cyber Security Roadmap, with periodic reviews conducted in annually basis.

The CSRM work unit is responsible for creating, developing, and implementing reviews and updates of cyber security risk management policies and procedures, the implementation of which is carried out through periodic reviews, so that any necessary changes can be included in the policy. In addition, the CSRM work unit also reviews the adequacy of IT-related policies and procedures to ensure the conformity of the provisions contained in these policies and procedures with the risk management implementation process that applies at the Bank.

Each work unit is required to be guided by policies and procedures related to cyber security as well as IT related policies and procedures in carrying out its daily operational activities.

The IT and Cyber Security risk management process includes identifying, measuring, monitoring, and controlling risks that run in a structured and consistent manner.

The stages of the IT risk management process include the implementation of identification, measurement, monitoring, and control processes for IT risks, including:

1. Identification of IT Operational Risks carried out on IT processes/products/services through implementing the process of determining the level of IT operational risk, risk registration, carrying out Risk Studies and soon. This risk identification process is also equipped with the application of risk management tools such as asset registers, Risk Grading Matrix (RGM), Process Risk Control (PRC), Key Risk Indicators (KRI), Operational Risk Review (KRO), and Risk Acceptance.
2. IT Operational Risk Measurement includes implementing IT Operational risk measurements by considering risk rankings, measuring performance and capacity planning for systems and infrastructure, measuring information security risks using predetermined criteria and rankings, and carrying out measurements of any losses that occur (loss events). The implementation of the IT Operational Risk measurement process is carried out by utilizing risk management tools such as Key Control Self-Assessment (KCSA), inspection by Internal Control & Risk (ICR), KRI, and Operational Risk Appetite (ORA) measurements, which are reported to the Risk Management Committee Meeting (RMC).

3. IT Operational Risk Monitoring is carried out through monitoring follow-up plans for improvements, clarity of accountability and responsibility, as well as periodic reporting carried out by utilizing work tools such as a risk management system (Internal Control & Risk System (ICRS)) as well as through incident reporting by significant category through SINP (Significant Incident Notification Protocol).

4. IT Risk Control, including the implementation of evaluation and testing of the DRP (Disaster Recovery Plan), implementation of the IT Internal Audit function by Internal Audit and external auditors as needed, implementation of quality assurance and self-assessment processes on an ongoing basis, and submission of reporting obligations on time and accurate to the OJK, guided by the latest regulations.

Meanwhile, the stages of the Cybersecurity risk management process include the implementation of governance, identification, protection, detection, response and reporting, and recovery processes. Implementation can be done through the establishment and implementation as well as periodic review of the Bank's cybersecurity risk management framework, policies, and strategies that are adjusted to applicable regulations and the Bank's business needs, the application of cybersecurity standards and controls, the implementation of reviews of initiatives, product programs, and plans for the use and development of information technology, the implementation of measurement and assessment processes for the level of inherent risks related to cybersecurity, and monitoring of risk appetite and risk tolerance related to cybersecurity.

In addition, the Bank also implements cyber security maturity assessments and the level of bank risk related to cyber security on a regular basis, as well as reporting the results of implementing cyber security risk management and cyber security incidents that occur to interested parties such as regulators, groups, etc. in accordance with applicable regulations. To strengthen its response capability to potential cyber security incidents that may occur, the Bank also carries out scenario-based cyber security testing, which is carried out periodically, at least once a year, using scenarios that are relevant to the cyber security threats that occur.

The Bank has also implemented and obtained the ISO/IEC 27001:2022 information security certification standard covering the Bank's main payment system to improve the Bank's security standards and in order to minimize risks related to information security that may occur at the Bank.

Internal control over IT risks and Cyber security is carried out through the implementation of the 3 (three) lines of defense model. In the first line of defense, the Risk Taking Unit (RTU) is assisted by Business Risk (ICR Function) in carrying out daily operational risk management. In the second line of defense, the CSRM work unit is tasked with supervising the implementation of the risk management process in accordance with established policies. In the third line of defense, Internal Audit is independently responsible for ensuring that the remaining risks (residual risks) are still within limits that can be tolerated by the Bank.

Alignment of work between the parties responsible for the Bank's internal control practices is carried out on an ongoing basis through standardized ICR maturity self-assessment and forums organized by the CSRM work unit to facilitate the Internal Control & Risk function as well as through the implementation of the Bank's inherent risk assessment and also the level of cyber security risk maturity related to the Bank's cyber security risk management.

E. Legal Risk

Legal risk is a risk that occurs due to lawsuits and/or weaknesses in juridical aspects. The management aims at ensuring that the legal risk management process can minimize the possibilities of negative impact from judicial weakness, absence, and/or changes in the laws and regulations, as well as in the litigation process.

Legal Risk Management Framework

The Legal and Litigation Division reports directly to the Compliance Director, as an independent Director, As such, it does not oversee business & operating units, treasury, finance, Internal Audit and others. Therefore, the Legal and Litigation Division provides legal opinions independently with due consideration to the applicable laws and regulations in Indonesia without being influenced by other work units.

The Legal and Litigation Division also provides legal services, both written and/or verbal, in the form of legal opinions, review of legal documents, drafting legal documents, legal information research, and legal assistance. In addition, providing legal assistance in litigation and/or resolving legal disputes using the Alternative Dispute Resolution (ADR) mechanism.

Legal Risk Management Organizational Structure

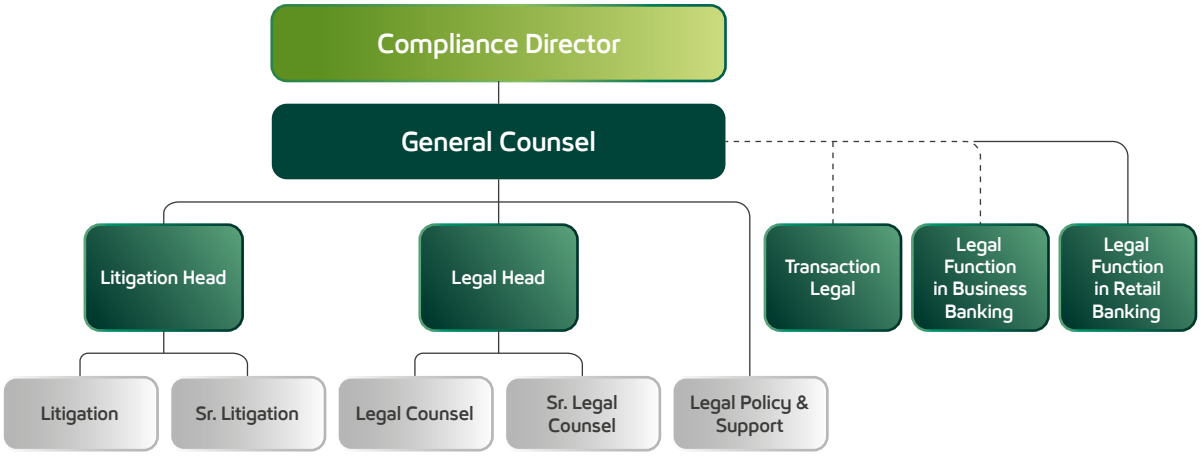

Adequacy of Policies, Procedures, and Limit Setting

The Legal and Litigation Division has policies, procedures, and authority limits for its work functions to guide it in the performance of its duties and to ensure compliance with applicable regulations. Legal and Litigation performs legal risk assessments for significant transactions so that potential legal risks can be mitigated at the outset of the transaction. This includes, for example, the use of standardized draft agreements.

Adequacy of Risk Identification, Measurement, Monitoring, and Control Process, and Risk Management Information Systems

The Bank ensures the adequacy of risk identification, measurement, monitoring, and control processes, as well as risk management information systems, in order to avoid potential litigation or claims. The process is carried out by a legal risk management organizations in the form of measures to prevent and/or minimize the possibility of legal risks in the future.

The legal risk management process is carried out through the following process:

1. Formulation of policies and/or prior to the execution of a transaction/commitment until resolution of legal issues that arise.
2. Conducting a review of the legal aspects of a product and/or the implementation of a transaction or banking service.
3. Manage the legal process in a professional manner, taking into account potential losses.

Internal Control System on Legal Risk

A comprehensive internal control system in the risk management process is carried out through active supervision of the Board of Directors and the Board of Commissioners on matters in the Bank through the following mechanism:

1. Weekly Case Reports to the Compliance Director;
2. Monthly Regulatory Socialization Report to the Compliance Director;
3. Monthly Case Reports to the General Counsel, Director of Compliance, and Commissioners through the Commissioners Committee;
4. Quarterly Case Reports to the Commissioners through the Commissioners Committee;
5. Ad-Hoc Report to the Commissioner (if any).

Although there are periodic reports, the General Counsel may at any time provide verbal reports or opinions for emergency decision-making. The opinion or report must be coordinated first by the Compliance Director.

F. Strategic Risk

Strategic risk is a risk resulting from inaccurate decision-making and/or implementation of a strategic decision as well as failure to anticipate changes in the business environment, inability to implement a strategic decision, or a combination of these things. This risk also includes the Bank's ability to create competitive advantages amidst increasingly tight banking competition. Inability to face these business challenges, which continue to change from time to time, will result in failure to achieve the goals that have been set.

Strategic Risk Management Framework

The Strategic Risk Work Unit plays a role in strategic risk management and is under the active supervision of the Board of Commissioners and the Board of Directors. The strategic risk working group covers all business lines and supporting units that collaborate with the Investor Relations Division of the Finance Directorate in analyzing and monitoring strategic risks.

The future growth of the Bank's business is closely related to the strategic decision-making carried out by the Bank. Therefore, the Bank always strives to improve the quality of strategic risk management so that risks arising from inaccuracy in making and implementing strategic decisions, as well as failure to anticipate changes in the business environment, can be minimized or avoided. Moreover, the situation will remain challenging in the coming year due to global uncertainty arising from international trade policies, interest rate trends, and geopolitical conflicts that trigger economic volatility.

The Bank always reviews emerging strategic issues that have a negative impact on the Bank's business or financial conditions by considering competitive advantages, competitiveness factors, market conditions, regulations, and the business environment. All strategy implementations are developed periodically after evaluation and adjustment.

Adequacy of Policies, Procedures, and Limit Determination

The Bank has policies and procedures that regulate the process of formulating and preparing a Bank Business Plan, which includes a study of strategic direction and key activities to support the implementation of the strategy that has been planned. The Strategic Risk Management Policy includes:

1. Policies related to strategic risk as guidelines for the strategic control function.
2. Strategic risk management includes mitigating possible negative impacts from inaccurate strategic decision-making and failure to anticipate changes in the business environment.
3. General audit policy as a guideline for Bank Internal Audit.

Meanwhile, strategic risk procedures are related to determining procedures and limits based on the policies implemented. The strategic risk limits set may include risks resulting from variances from the strategic plan due to deviations in the budget and target completion time.

Adequacy of Risk Identification, Measurement, Monitoring, and Control Processes, as well as Risk Management Information Systems

Identification of strategic risks is the result of a study of the characteristics of these risks. In the identification process, the Bank always records and organizes all strategic risk data and potential losses due to unrealized or ineffective implementation of the business strategy or business plan that has been determined, especially those that have a significant impact on the Bank's capital. The Bank's strategic risk management information system includes the following activities:

1. Present information needs accurately, timely, and up-to-date.
2. Support management functions to facilitate the planning and decision-making process.
3. Fulfill data availability according to the Bank's business plan.
4. Support the implementation of an audit trail of strategic risk event data in terms of management and reporting, as well as documenting each strategic risk event for potential loss projections for a certain period.

Internal Control System for Strategic Risk

The Bank has an Internal Control System for strategic risk management that conducts regular monitoring by comparing the Bank's performance and the expected results of the strategies that have been determined both from a quantitative and qualitative perspective. SMBC Indonesia always strives to improve the quality of strategic risk management so that risks that arise can be minimized or avoided.

G. Compliance Risk

Compliance risk is the risk that arises due to the Bank not complying with and/or not implementing laws and regulations and provisions.

Compliance Risk Management Framework

The Organizational Structure of Compliance Risk Management in the Bank is as follows:

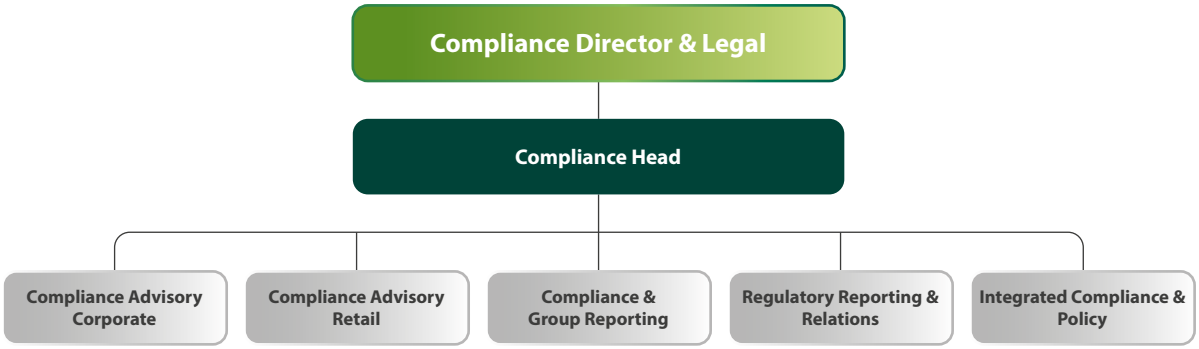

The Bank has compliance policies and procedures that are the basic infrastructure in implementing the Compliance Function governance. Reviews and improvements to the Bank's compliance policies are carried out on an ongoing basis, including in line with the issuance of new regulations from the Financial Services Authority (OJK), Bank Indonesia (BI), the Deposit Insurance Corporation (LPS), and the Indonesian Payment System Association (ASPI), and other statutory provisions, as well as provisions from Sumitomo Mitsui Banking Corporation Group (SMBC Group) as the majority shareholder as well as the Controlling Shareholder of the Bank.

The Board of Directors and Board of Commissioners always carry out active supervision of the implementation of the Compliance Function, including through the following activities:

1. Report on the implementation of the duties and responsibilities of the Compliance Unit to the Compliance Director (monthly)
2. Report on the implementation of the duties and responsibilities of the Compliance Director to the President Director with a copy to the Board of Commissioners (quarterly)
3. Report on the implementation of the duties and responsibilities of the Compliance Director submitted to the Financial Services Authority (OJK) with a copy to the President Director and Board of Commissioners (semi-annually)
4. Report on the results of the Compliance Risk assessment of inherent risks and the quality of implementation of compliance risk management in Bank operations submitted to the Risk Management Unit (quarterly);
5. Report on the results of Compliance Risk monitoring to the Board of Directors at the Board of Directors Meeting and to the Board of Commissioners at the Board of Directors meeting with the Board of Commissioners forum (quarterly) , as well as at the Audit Committee meeting (semi-annually)..

The Board of Directors and Board of Commissioners have also approved the Compliance Policy which is one of the basic infrastructures in implementing the Compliance Function governance and is used as one of the guidelines in implementing the Bank's Compliance Function. In compliance with POJK No.46/POJK.03/2017 concerning the Implementation of the Compliance Function of Commercial Banks, the Board of Commissioners carries out active supervision of the Compliance Function through carrying out evaluations of the implementation of the Bank's Compliance Function, which is carried out at least twice a year, and provides suggestions/recommendations to improve the quality of implementation of the Bank's Compliance Function.

Adequacy of Policies, Procedures, and Limit Determination

The Bank has compliance policies and procedures that are the basic infrastructure in implementing the Compliance Function governance. This policy becomes a guideline in implementing the Bank's Compliance Function. On an ongoing basis, reviews and improvements are carried out on the Compliance Policy and Procedure in question to ensure compliance with applicable regulations, including in line with the issuance of new regulations from the Financial Services Authority (OJK), Bank Indonesia (BI), the Deposit Insurance Corporation (LPS), and the Payment Systems Association. Indonesia (ASPI), and other statutory provisions, as well as provisions from Sumitomo Mitsui Banking Corporation Group (SMBC Group) as the majority shareholder and the Controlling Shareholder of the Bank.

Optimizing the implementation of the Compliance Function in business/support lines by strengthening the Internal Control Risk (ICR) function to implement internal control over risks in each business/support line, through activities including:

- Monitoring risk parameters through Key Risk Indicators (KRI) on a monthly basis,
- Publishing a Compliance Risk Appetite Framework (CRAF) that is reviewed periodically, and
- Monitoring reporting obligations to Regulators and fulfilling follow-up actions on OJK and/or BI audit findings according to agreed timeframes through the Operational System for Compliance Reporting (OSCAR).

Adequacy of Risk Identification, Measurement, Monitoring, and Control Processes, as well as Risk Management Information Systems

Compliance risk management is carried out through the process of identifying, measuring, monitoring, and controlling risks in accordance with the implementation of risk management in order to ensure the Bank's compliance with applicable laws and regulations, namely as follows:

1. The compliance risk identification process is carried out, among other things, through compliance testing of policies, product programs, and planned corporate actions, including transactions that must obtain approval from the Credit Committee.
2. The compliance risk measurement process is conducted through a self-assessment of compliance risk as part of the Bank's risk profile development. This activity is conducted periodically using a risk-based approach (Risk-Based Bank Rating). In addition, a Compliance Self Assessment (CSA) is conducted on a semi annual basis to ensure that the Bank's policies, systems, procedures, and business activities comply with the provisions of the Financial Services Authority (OJK), Bank Indonesia (BI), Deposit Insurance Corporation (LPS), and the Indonesian Financial Services Authority (ASPI), as well as applicable laws and regulations. As a subsidiary of the SMBC Group, periodic risk measurement is also conducted through a Compliance Risk Assessment (CRA) based on SMBC provisions and other relevant laws and regulations.
3. The compliance risk monitoring process is conducted, inter alia, through a review of the alignment of Bank policies with prevailing regulations, fulfillment of prudential ratios, submission of reports to OJK, BI, LPS, and other authorize authorities, as well as the follow-up on findings from regulators (including OJK and BI). In addition, a Compliance On-site Review (Branch Review) was also carried out by the AML Compliance Champion (ACC), as part of the activities of the Compliance Division and the AML & CFT Division in carrying out the process of monitoring the implementation of branch compliance.
4. The process of controlling compliance risk is carried out through, among other things, periodic reviews of compliance policies and procedures and also carrying out follow-up actions on the results of external and internal inspections.
5. Periodically and continuously, reports on the implementation of the Bank's Compliance Function are submitted to the President Director with a copy to the Board of Commissioners. In addition, reports are also reported at Board of Directors meetings, meetings between the Board of Directors and the Board of Commissioners, and Audit Committee meetings.

Internal Control System for Compliance Risk

The Bank has an adequate Internal Control System to ensure compliance with OJK, BI, LPS, and ASPI provisions as well as other laws and regulations. The Bank's Internal Control System uses a 3 (three) lines of defense model, consisting of Business work units and supporting functions as Risk Taking Units and assisted by Business Risk/Internal Control & Risk (ICR) as coordinator in risk management compliance as the first line of defense.

The second line of defense is the Risk Management Directorate, Compliance and Legal Directorate, Finance Directorate and Human Resources Directorate. The Compliance Division, as part of the second line of defense, plays a role in developing compliance related frameworks and policies, and the Internal Audit Unit (SKAI), as the third line of defense, works independently in assessing the effectiveness of compliance risk management..

The Internal Audit Work Unit (SKAI) carries out regular checks on the adequacy of the compliance risk management process and compliance of each related party in accordance with the established Audit Plan.

In order to develop internal control over Compliance Risk, compliance processes have also been improved, including by strengthening the supporting infrastructure for the implementation of the Compliance Function in the Compliance Division in the form of a special monitoring system through the Operational System for Compliance Reporting (OSCAR) toward the fulfillment of follow-up to OJK, BI, LPS, and ASPI regulations, compliance with Regulatory inspection findings, and others. The system is also continuously adjusted and developed to remain relevant and in line with organizational needs.

Integrated Compliance Risk Management Framework

Based on Letter from the Financial Services Authority No. SR-11/KS.13/2025 dated 8 July 2025, concerning the Submission of the Approval Decision of PT Bank SMBC Indonesia Tbk as the Operational Financial Conglomerate Holding Company (PIKK) for the SMBC Financial Conglomerate (KK), Bank SMBC Indonesia has become the PIKK of the SMBC Financial Conglomerate, which includes BTPN Syariah (BTPNS), Oto Multiartha (OTO), Summit Oto Finance (SOF), and BTPN Syariah Ventura (BTPNS Ventura).

The Integrated Compliance Risk Management process is coordinated by the Integrated Compliance Function of the PIKK Compliance Division, with the following organizational structure:



Oversight Function of the Board of Directors and Board of Commissioners of PIKK

The Board of Directors and Board of Commissioners continuously perform active oversight of the implementation of the Integrated Compliance Function, including through the following activities:

1. Reporting on the implementation of the duties and responsibilities of the Integrated Compliance Unit to the Compliance Director of the Financial Conglomerate Holding Company or PIKK (semi-annually).
2. Reporting on the implementation of the duties and responsibilities of the PIKK Compliance Director to the Board of Directors and Board of Commissioners of PIKK (semi-annually). Both reports are submitted to the Corporate Secretary Division as material for the preparation of the Integrated Governance Self-Assessment, which is submitted to the Financial Services Authority (OJK) each semester in order to implement POJK 18/POJK.03/2014 concerning the Implementation of Integrated Governance for Financial Conglomerates.
3. The Integrated Compliance Risk assessment report on inherent risks and the quality of compliance risk management implementation is prepared by the Risk Management Unit based on the submission of each Compliance Risk assessment result from both the PIKK Compliance Division and members of the Financial Conglomerate (semi-annually).
4. Reporting on Compliance Risk monitoring results, including Integrated Compliance Risk management, is one of the discussion agendas in the Integrated Governance Committee meetings with PIKK and members of the Conglomerate who carry out duties and responsibilities in the areas of Integrated Risk Management and Integrated Governance (including Integrated Audit and Integrated Compliance) (semi-annually).

Adequacy of Policies, Procedures, and Risk Limit Determination

As a guideline, specifically for Integrated Compliance activities, the Bank has an Integrated Compliance Policy No. K.004/DIR/CCMP/00/2025.

- Compliance Risk Governance
  The Board of Commissioners, Directors, and Sharia Supervisory Board at Bank SMBC Indonesia and the Financial Services Institutions (FSIs) Members of the Conglomerate have excellent awareness and understanding of Compliance Risk. The Board of Commissioners, Directors, and Sharia Supervisory Board at Bank SMBC Indonesia and the FSI Members of the Conglomerate carry out their duties and responsibilities effectively and efficiently, including formulating strategies to foster a culture of compliance, ensuring all policies and procedures comply with applicable laws and regulations, minimizing Compliance Risk, and other measures. Furthermore, in determining policy and strategy direction, Bank SMBC Indonesia and the FSI Members of the Conglomerate have zero risk tolerance for Compliance Risk, as a compliance culture must be implemented comprehensively at both Bank SMBC Indonesia and the FSI Members of the Conglomerate.

- Risk Management Framework
  Bank SMBC Indonesia and the Financial Services Institutions (FSIs) members of the Conglomerate have independent work units or units with authority and responsibility for managing Compliance Risk, integrated into the effective and efficient implementation of Compliance Risk Management. The Compliance Work Unit carries out Compliance Functions, including implementing steps to foster a culture of compliance at every level of the organization, ensuring updated policies and procedures in accordance with regulatory requirements and prevailing laws and regulations, and so forth.

- Risk Management Process, Management Information System, and Human Resources
  Bank SMBC Indonesia and the Financial Services Institutions (FSIs) members of the Conglomerate identify, measure, monitor, and control Compliance Risk parameters effectively and efficiently. Furthermore, Bank SMBC Indonesia and the Financial Services Institutions (FSIs) members of the Conglomerate have adequate risk management information systems that are well-functioning and adequate to support the implementation of a Compliance Culture and have adequate human resources, both in terms of quantity and competence, to support the effectiveness of the Compliance Risk Management function.

Integrated Internal Control System for Compliance Risk

Bank SMBC Indonesia and the Financial Services Institutions (FSIs) of the Conglomerate have established a robust and adequate internal control system for Compliance Risk, ensuring the Bank's and the FSIs' responsiveness to deviations from generally accepted standards, regulatory requirements, and applicable laws and regulations. Internal Audit conducts regular audits of the adequacy of controls, governance, and Compliance Risk management processes and ensures compliance by all relevant parties with the established Audit Plan. Bank SMBC Indonesia and the FSIs of the Conglomerate have established a monitoring mechanism to follow up on both internal and external audit findings in accordance with the provided commitments.

Disclosure of Risk Exposures and Implementation of Risk Management in 2025

In line with the Bank's commitment to continuously improve its compliance culture across all organizational lines and business activities, this is reflected in the Bank's compliance function achievements, including the following:

1. The Bank's Risk-Based Bank Rating (RBBR) as of December 2025 is at 2 (Healthy).
2. Compliance with Regulatory Parameters, including:
   - Minimum Capital Adequacy Ratio (CAR), including the Core Capital Adequacy Ratio, in accordance with applicable regulations.
   - No violations or exceedances of the Legal Lending Limit (BMPK).
   - Net NPL below 1%.
   - Compliance with the Minimum Reserve Requirement (GWM) in both Rupiah and Foreign Currency in accordance with applicable regulations.
   - Compliance with the Net Open Position (NOP) in accordance with applicable regulations.
   - Compliance with the Liquidity Coverage Ratio and the Net Stable Funding Ratio in accordance with applicable regulations.
   - Compliance with the Leverage Ratio and the Macroprudential Inclusive Financing Ratio (RPIM) in accordance with applicable regulations.
3. In connection with Bank SMBC Indonesia's designation as a Systemically Important Bank, the Bank's capital surcharge requirements and implementation of its Recovery Action Plan program have complied with OJK regulations.
4. The commitments to the audit findings of the OJK and Bank Indonesia have been met within the established timeframe.

H. Reputational Risk

Reputational risk is a risk that arise as a result of the decline in the stakeholders' trust level that stemmed from negative perception on the Company.

Reputational Risk Management Framework

SMBC Indonesia's reputation is a crucial asset for business continuity. Therefore, all communication activities to external parties, whether involving conventional mass media or social media, that are deemed to impact the company's reputation, need to be coordinated with Corporate Communications and Corporate Brand. In addition to delivering messages to external parties, another parameter that influences the bank's reputation comes from customer complaints received through the official SMBCI Care channel, managed by the Customer Contact Center (CCC) Division.

One of Corporate Communications' functions is to serve as a pillar in managing the Bank's reputation through a series of publication efforts and managing emerging issues in the public. This effort is carried out by effectively and efficiently communicating (disseminating information) to internal and external parties, including the mass media, in accordance with the Bank's strategy, vision, mission, and values.

Regarding the Bank's reputation management function, Corporate Communications is responsible for and acts as the gateway for disseminating internal and external information through relevant communication channels. Corporate Communications, in synergy with other departments that is also responsible for reputational risk, also assists in the oversight (control and monitoring) of all general and specific Bank communication activities carried out by each business unit and supporting unit.

Policies, Procedures, and Limit Setting

In controlling reputation risk, the Bank has policies, procedures, and mechanisms to improve service quality, including handling complaints from stakeholders (customers and other stakeholders), which is carried out in an integrated manner.

The Bank prepares the steps outlined in the procedures as preparation and anticipation to respond if there are questions from the mass media or customers regarding events that affect the Bank's reputation.

Adequacy of Risk Identification, Measurement, Monitoring, Control and Risk Management System

The reputation risk identification process is performed through the preparation of reputational risk assessment for new products or activities or their development, as well as corporate actions that will be implemented, including material Bank transactions. The reputational risk measurement process is carried out through an independent assessment of reputational risk as part of the Bank's regular risk profile preparation.

The reputation risk monitoring process is carried out through media monitoring on negative issues and customers' complaints in the mass media.

There are 2 (two) main parameters in measuring reputation risk, namely (1) negative news and (2) frequency and time for resolving customer complaints. Monitoring of these 2 (two) parameters is carried out continuously so that responses to negative news and customer complaints can be managed quickly and accurately so that it does not have an impact on the Bank's reputation. The reputation risk control process implemented, among other things, through Internal Audit investigation reports as input for the continuous improvement of operational processes.

Monitoring of reputational risk is carried out, among other things, through the Risk Management Committee. Internal Audit periodically conducts an investigation on the reputational risk management of each related party in accordance with the established Audit Plan.

Audit investigation is conducted on negative news and managing customer complaints, including documentation, follow-up, and reporting to mitigate reputational risk, reviewed during audit process.

Reputational Risk Control System

The Bank has an Internal Control System for reputational risk management, including regular monitoring of customer complaints or negative news that has a material impact on the Bank's reputation and a reputational risk control culture involving all business lines.

Reputation Risk Control and Reputation Risk Management in Times of Crisis

Referring to the Crisis Communication Manual, the Communications & Daya Division is responsible for reputation crisis communication at the head office and appoints the person responsible for reputational crisis communication at the regional level. This division provides support for all aspects of external and internal communications, from planning and implementation to monitoring and evaluating communication processes during a reputation crisis.

The main tasks during a reputational crisis situation include:

1. Develop a communication strategies and tactics to communicate;
2. Design and draft the key messages;
3. Consider the communication channels used;
4. Determine the spokesperson and person in charge of communication;
5. Coordinate with the person in charge of communications and appointed spokesperson;
6. Carry out intensive communication functions to external and internal parties;
7. Manage requests for information or interviews with the media; and
8. Monitor and evaluate the effectiveness of communication.



Business Support Review

Human Resources Development 254
Operations and Information Technology 260

Human Resources Development

> The Human Resources Directorate focuses on the continuous development of talent to support the Bank's future organizational growth. Its strategic priorities are to attract, develop, and retain talents.



In line with Financial Services Authority Regulation (POJK) Number 24 of 2022 concerning the Development of Human Resources (HR) Quality of Commercial Banks, PT Bank SMBC Indonesia Tbk ("SMBC Indonesia", "the Bank") considers HR development to have strategic value. Therefore, the Bank has well-structured development planning.

Referring to the OJK regulation, HR development within SMBC Indonesia is directed to be highly competitive, possess integrity, competent, and professional. Thus, the quality of HR within SMBC Indonesia can continuously support the Bank's business performance.

DEVELOPMENT FOCUS AND POLICY

The HR development initiative within the Bank aims to attract, develop, and retain talent. In its realization, the Human Resources Function of Bank SMBC Indonesia implemented various key initiatives focusing on the following 5 (five) pillars:

1. Organizational development.
    a. The Bank's talent development initiative for positions 1, 2, and 3 levels below the BOD/BOM.
    b. Talent succession planning program.
    c. The employee exchange and development program is global, conducted in both Singapore and Japan.
    d. Employee engagement program.
    e. Enhancing the Bank's employer branding.
    f. Bank Acceleration Program.

2. Diversity and inclusion program
    a. Program focused on social impact and a family-friendly workplace.
    b. Collaboration with the SMBC group and its subsidiaries.

3. Training & development program for the Bank's employees.
    a. Development and training in leadership, technical, and non-technical areas. Including the development of the curriculum for the digital & analytics training program.
    b. Collaboration with SMBC group and its subsidiaries.
    c. E-Learning Bank.
    d. Mandatory certification program.

4. Development of the human resource system (HRIS).
    a. Implementation of new features for the Bank's HRIS, including the disciplinary feature for employee sanction administration processes and the attendance feature for employees working at branch offices.
    b. Implementation of new UI/UX to enhance the employee experience at SMBC Indonesia.

5. Review of employee remuneration and benefits. In line with its strategy to attract, develop, and retain talent, the Bank consistently reviews its compensation and benefits to remain competitive in the talent market and to align with market changes.

INITIATIVES AND PERFORMANCE ACHIEVEMENTS IN 2025

In 2025, the Human Resources Directorate implemented several key initiatives, in line with the Human Resources Directorate's strategic focus on attracting, developing, and retaining talent, as follows:

1. Organizational Development

a. In 2025, the Human Resources Directorate successfully ran the Bank's talent development program, focusing on positions 1, 2, and 3 levels below the Board of Directors/Board of Management.
b. Collaboration with SMBC Group in the global talent development initiative, where the Bank sent 12 employees to participate in SMBC Group's global development program in Tokyo, Japan, and Singapore.
c. Implementing an employee talent development acceleration program through the Leadership Acceleration Development (LEAD) program. By the fourth quarter of 2025, SMBC Indonesia launched 2 (two) batches of the LEAD program.

Human Resources Development

d. Conducting an employee engagement survey with Mercer consultants, with a participation rate of 98%. This survey is used as a basis for the Bank to help management understand the Bank's position regarding employee engagement and to determine the next steps to improve employee engagement with the Bank.
e. Improving employer branding, collaborating with reputable organizations, including partnerships with leading universities, both nationally and internationally, including universities in Japan.
f. In line with the employer branding program, the Bank also successfully received awards from HR Asia Awards for the Best Companies to Work for in Asia 2025, Diversity, Equity & Inclusion Award 2025, and Most Caring Company Award 2025, as well as the HR Excellence Award & Best Employee Engagement Award from SWA Media Inc for the Wellbeing Management, Learning & Development, and Employer Branding & Talent categories.

2. Diversity, Equity & Inclusion Program

a. Implementation of DE&I programs focused on social impact and a family-friendly workplace, including sign language classes for employees, internship opportunities for individuals with disabilities, seminars, workshops, and partnership programs with DAYA and the Helping Hand Indonesia Foundation to run empowerment programs for deaf students, and collaboration with SMBC Indonesia Parents Club to promote a family-friendly workplace.
b. Collaborating with SMBC Group and its subsidiaries, such as participating in the "Beyond Disability Talk" program organized by SMBC Group.

3. Training & Development Program for the Bank's Employees

a. Conducting 1,035 training programs attended by the Bank's Employees, Board of Directors, Commissioners, and Independent Committees.
b. Organizing a collaboration program with subsidiaries in the form of a Leadership Series, which includes strategic adjustment and leadership, Learning Festival, Diversity, Equity & Inclusion, and a Pre-Retirement Program.
c. Implementing the Service Curriculum program that supports cultural transformation to align with the Bank's transformation strategy.
d. Organizing the Learning Festival held at the Head Office and 3 other cities: Medan, Surabaya, and Yogyakarta.
e. Continuing the mandatory employee certification program, such as Risk Management certification, SKSP (Payment System Competency Standardization), WAPERD (Mutual Fund Selling Agent Representative), WPPE-P (Marketing Securities Broker Representative), and Treasury certification for employees required to hold the aforementioned certifications, as well as competency certifications other than Work Competency Certifications in the banking sector, namely HR Management, Compliance, Information Technology, Internal Audit, and Finance certifications.

4. Implementation of Human Resource System (HRIS)

In 2025, the Bank continued its HR digital transformation process, including ongoing development of its HRIS features, and implemented automation initiatives aimed at continuously improving HR business processes. By the fourth quarter of 2025, the Bank implemented the Disciplinary feature to assist with employee sanction administration, the attendance feature for employees working at branch offices, and a new UI/UX to enhance the experience of SMBC Indonesia employees.

5. Rewards & Performance Management

The Bank continuously reviews the remuneration and benefits received by employees in line with current industry conditions. Thus, the Bank can formulate a remuneration formula that is competitive and aligned with the Bank's strategy.

In 2025, the Bank implemented non-financial benefit programs for employees, focusing on health and lifestyle through various wellness programs. The Bank promotes a healthy lifestyle and mental well-being to employees, starting with Wellness Week, Program Mendadak Gerak or the "Let's Move" Program, and the Weight Loss Challenge, and concluding with a collaboration with the Daya team on the "Empowered for Earth" program. It is a program designed to encourage employees to run and convert their running steps into the number of trees planted by the Bank.

Additionally, to provide attention to employee health, SMBC Indonesia provides an in-house clinic facility that can be accessed by SMBC Indonesia Employees at the head office. At that location, the Bank provides medical personnel and nurses who will directly assist employees in checking their health conditions.

.

RECRUITMENT POLICY

SMBC Indonesia's recruitment policy consistently prioritizes the principle of inclusivity, meaning it is open to anyone who meets the Bank's requirements and terms. Therefore, to best expand employment possibility, the Bank utilizes various communication and information channels to announce job vacancies, so that more people can access the information.

Channels used to disseminate job opening information include the SMBC Indonesia career website and job search sites. Moreover, the Bank collaborates with several universities to secure the best talent.

However, the filling of certain positions is intended for internal employees to provide development opportunities for SMBC Indonesia employees. Throughout 2025, the Bank recruited 428 new employees.

COMPETENCY DEVELOPMENT

HR competency development within SMBC Indonesia is carried out through, among others, enhancing competencies in technical, non-technical, and leadership areas. Its realization includes, among others:

1. Continuing the work competency certification process in the banking sector, including through Risk Management Certification, SKSP (Payment System Competency Standardization), WAPERD (Mutual fund selling agent representative), WPPE-P (Marketing Securities Broker Representative), and Treasury for employees who are required to hold the aforementioned certifications.
2. Continuing the competency certification process, besides Work Competency Certification in the banking sector, includes HR Management, Compliance, Information Technology, Internal Audit, and Finance certifications.
3. Bank Acceleration Program for fresh graduates.
4. Continuing the process of improving other competencies through training provided by the Bank, including through the Bank's e-learning system, access to MOOCs (Massive Open Online Courses) provided to Bank employees, as well as through various trainings conducted both online and offline.
5. Holding a Learning Festival focused on the topics of transformation, growth, and quality. In this year's Learning Festival, a series of programs were held, including seminars from experts, sharing sessions from Bank SMBC Indonesia's executive, learning areas/studios, and practical training sessions.
6. Continuing cooperation with the SMBC Group in employee development through several programs.
7. The Bank provides a learning management system that is currently accessed through the Darwinbox HRIS platform. Through this implementation, it is expected to enhance the employee experience in accessing the Bank's e-learning, which is accessible via the user's mobile phone.

Summary of Training Implementation

Description	2025	2024
Number of Training Programs	1,035	986
Number of Participants	6,127	6,970
Total Man-Days	29,216	28,970
Total Training Investment (Rp Million)	55,284	58,863
Average Training Investment per Employee (Rp Million)	8.998	8.4
Total Training Hours	**233,726**	**231,760**

Human Resources Development

Training by Position Level

Position Level	Number of Participants	Type of Training	Training Objectives	Organizer
Top Management	189	In house & Public	Self-Development	Internal & External
Senior Management	781	In house & Public	Self-Development	Internal & External
Management	2,979	In house & Public	Self-Development	Internal & External
Office/Supervisor	1,444	In house & Public	Self-Development	Internal & External
Clerical	734	In house & Public	Self-Development	Internal & External

REMUNERATION

The implementation of the remuneration policy at SMBC Indonesia refers to the prevailing laws and regulations, including Law Number 13 of 2003 concerning Manpower and its amendments. Likewise, with the provisions regarding the provincial minimum wage (UMP), whose overarching policy is set by the Ministry of Manpower.

The Bank adheres to the principle of meritocracy when implementing remuneration. This principle prioritizes an objective assessment of the performance and impact employees have on the Bank. Thus, the basic factors used to adjust employee remuneration refer to the Bank's performance, work unit, individual, as well as considering economic conditions and the Bank's capabilities.

Employee remuneration adjustments and the granting of performance bonuses are conducted at the beginning of the year based on the previous year's performance. For that reason, the Bank reviews the implementation of employee benefits annually, which currently includes health protection provided in the form of health insurance for employees and their families.

In the study, the Bank considered the utilization rate of health facilities and their adequacy ratio. In addition, the Bank considers facilities provided by peer banks, the data for which was obtained through remuneration surveys conducted by consultants.

The remuneration study for said employees is, among other things, carried out by the Human Resources Committee, which consists of 5 (five) members of the Board of Directors and 1 (one) Human Resources official. This committee holds meetings at least once every 4 (four) months or as needed. Meetings can be held at any time upon the request of any committee member, following the scope of the Human Resources Committee's work guidelines.

SERVICE REWARDS

SMBC Indonesia rewards its employees who have dedicated their productive time to the Bank. The reward is provided to employees with 30 years, 20 years, and 10 years of service at the Bank. It is conducted as an appreciation for the loyalty shown to the Company.

In 2025, the Bank rewarded 364 employees, categorized as follows: 13 employees for 30 years of service, 39 employees for 20 years of service, and 312 employees for 10 years of service.

EMPLOYEE TURN OVER RATE

In 2025, the total employee turnover rate at the Bank was 11.1%. This realization is higher compared to 2024, which was 8.5%. For the voluntary turnover rate in 2025, it was 5.3%, a decrease compared to 5.8% in 2024.

STRATEGIC PLAN FOR 2026

The Human Resources Directorate focuses on the continuous development of talent resources to support the organization's future growth. The strategic focus of the Human Resources Directorate is to attract, develop, and retain talent.

In the technical breakdown, the strategic focus for 2026-2028 is divided into 6 (six) main pillars (core pillars) consisting of:

1. **Organizational Development**
   Organizational development aims to ensure the Bank has adequate and capable human resources to execute the Bank's strategy. In 2026-2028, the Bank's strategic focus includes the sustainable development of talent and an internal succession plan.

   The Bank's talent development program is established using various learning approaches,

exposure opportunities, and simulations of tasks and innovation projects. It is conducted in line with the implementation of the talent management framework. Moreover, the Bank collaborates with SMBC Group through a global talent development program and short-term talent assignments.

It is hoped that this development program effort will support succession planning, so that the Bank has internal resources for promotion from within, which can ultimately enhance the organizational resilience of the Bank and its subsidiaries. In addition, the Bank will also create Talent heatmaps to ensure the alignment of this organizational development strategy with the Bank's strategies, which include organizational analysis, succession planning, and Employee development strategies.

2. Learning & Development

To develop employee talent, the Bank is committed to sustainable HR management and quality development through enhancing work competencies in technical, non-technical, and leadership areas, while also considering the principles of priority and equitable work competency distribution to develop employee competencies. In its implementation, employees learn and practice using a technology-based learning platform, which can be conducted flexibly either in the classroom or at their available time.

In 2026-2028, the Bank will focus on key initiatives, including collaboration with SMBC Group on a Learning & Development program, enhancing the Bank's learning programs to align with the Bank's business strategy, and creating extensive learning plans for Bank leaders and employees across geographies to ensure they have consistent skill standards and knowledge. In addition, to support the Bank's conglomerate model, during this period, the Bank will focus on cross-entity learning program collaboration, which includes BTPN Syariah and OTO/SOF.

The Bank will also continue the employee certification process in accordance with applicable regulations, which include Risk Management, Payment Systems, WAPERD (Mutual Fund Selling Agent Representative), WPPE-P (Securities Broker Representative - Marketing), and Treasury for employees required to hold these certifications, as well as competency certifications in the banking sector, which include, among others, HR Management, Compliance, Information Technology, Internal Audit, and Finance certifications.

3. Implementation and Development of the Bank's HR Technology

In 2026, the Bank will conduct a review of its current HR technology systems. The review will be conducted, covering an overview of the current system and an analysis of existing gaps compared to current processes and conditions. From the analysis, the Bank will follow up by examining the possibility of system enhancement, including costs and man-days, and comparing it with the possibility of whether it would be more efficient for the Bank to switch to a new HR technology system.

4. Improving Employee Motivation and Productivity

The Bank will continuously improve employee motivation and productivity (Employee Engagement), including through Employee Wellbeing programs and Employer Branding program campaigns. As an effort to continuously improve SMBC Indonesia's branding, both through online and offline channels, the Bank participated in human resources award programs on a local, national, and regional Asian scale.

Additionally, the Bank partners with universities, communities, and other employer branding initiatives. These programs are also carried out jointly with SMBC Indonesia Bank's subsidiaries; thus, the program's impact is better and stronger in increasing awareness of SMBC Indonesia's employer branding.

5. Diversity, Equity & Inclusion Program

This program aims to create an inclusive work environment. For the period 2026-2028, the agenda of the Diversity, Equity, and Inclusion program is women's empowerment, disability (social impact), and a safe and respectful workplace. These programs are also carried out jointly with SMBC Indonesia's subsidiaries to create a greater impact and a stronger work culture.

6. Rewards & Performance Management

The Bank will continuously review employee remuneration and benefits in line with current market conditions. Thus, the Bank can formulate a competitive remuneration and employee formula that aligns with the Bank's strategy.

Operations and Information Technology

> The Operations and Technology organization within SMBC Indonesia represents the integration of 2 strategic units aimed at strengthening and sharpening the Bank's business lines. This integration aligns with the vision of becoming a capable and trusted strategic partner in delivering service excellence to support the Bank's performance and growth.



Within SMBC Indonesia, the operational and information technology organizations have merged into a single entity. This merger solidifies the role of the institution in supporting the Bank's business lines, through the vision and mission as conveyed below.



Vision

To be the strategic and competent partner in providing excellent services to support the Bank's performance and growth.



Mission

Synergizing with all stakeholders in realizing customer-focused innovation through:

- **Fostering an environment and culture that cultivates competence and leadership.**
- **Safe utilization of digital technology.**



INFORMATION TECHNOLOGY

The utilization of Information Technology (IT) within SMBC Indonesia primarily refers to OJK Regulation Number 11/POJK.03/2022 concerning the Implementation of Information Technology by Commercial Banks. In addition, the technology development is being done in order to support customer service and the Bank's operational activities.

As a service to its customers, SMBC Indonesia's main focus is on the retail, SME, commercial, and corporate business sectors. The utilization of IT also plays a crucial role in supporting the Bank's operational activities and accelerating business growth. Therefore, SMBC Indonesia continuously develops its digital banking, which has been its flagship feature.

The IT implementation policy in the Bank's environment focuses on sustainable innovation which supports optimizing and increasing the effectiveness of IT resources, strengthening IT governance, and enhancing cybersecurity. Development of Information Technology which aligns with Bank's priorities ultimately ensures SMBC Indonesia prudent management of IT investment.

Development Focus in 2025

Throughout 2025, the development of Information Technology (IT) at SMBC Indonesia continued to be directed toward supporting innovation in every line of business, with the aim of providing banking products and services relevant to customer needs and offering growth opportunities for the Indonesian community. This strategy

Operations and Information Technology

is a crucial foundation in realizing the Bank's vision to bring meaningful change to the lives of millions, especially with the support of digital technology.

The main focus of IT development covers 5 (five) strategic areas:

1. **Strategic Capability Enhancement**
   This strategy includes the utilization of Generative AI-based technology for internal knowledge management and customer service, as well as the adoption of cloud computing to ensure the readiness of infrastructure, business processes, and the organization in supporting cloud-based operations.

2. **Cybersecurity Strengthening**
   The strategy is implemented through the deployment of Extended Detection and Response (XDR) technology to accelerate threat detection and response, as well as the implementation of a Web Application Firewall to protect web applications accessed via the internet.

3. **Application Consolidation and Standardization**
   This strategy aims to simplify operational complexity through the integration of the monitoring system for digital banking services, customer registration e-forms, integration of telephony systems in contact center, and the development of an anti-money laundering system.

4. **Strategies for Enhancing the Core Banking System**
   The strategy is being prepared and planned to improve system performance and is an integral part of the plan to ensure Bank's readiness to support business growth.

5. **Improving Report Data Quality**
   The strategy is realized through a comprehensive review of the reporting process where several improvements have been successfully implemented, including the management of data dictionary, and data lineage to strengthen governance and compliance.

In addition, the Bank strengthens synergy with subsidiaries of SMBCI conglomerate Group members through IT cost optimization, shared technology utilization, and collective purchasing and negotiation processes to enhance bargaining power and efficiency from economies of scale at the group level. These strategic steps reflect the Bank's commitment to continuous innovation, maintaining security, and improving service quality, thereby adding value for customers, shareholders, and the wider community.

The governance policy implementation is outlined in the IT Strategic Planning (ITSP - IT Roadmap), developed after considering:

1. Vision and Mission of SMBC Indonesia
2. Strategic objectives of SMBC Indonesia
3. Aspirations and strategies during merger
4. Industry and Technology Information trends such as: open source, cloud, open API, and others
5. Key pain points and main challenges
6. Also consider the IT Strategic Initiative undertaken in the previous period

IT Management Organization

IT activities at SMBC Indonesia are led by the Director of Operations & Technology, who reports to the President Director. The organizational structure, as of 1 October 2025, is presented as follows:

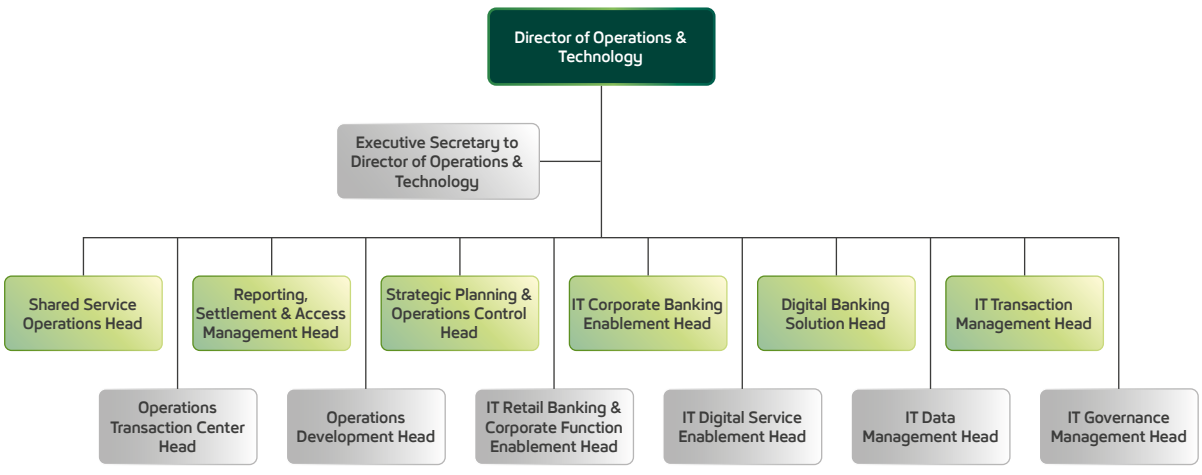

Human Resources

SMBC Indonesia recognizes the importance of reliable human resources (HR) to support IT development within the banking sector. Considering that SMBC Indonesia is the first bank to possess digital capabilities and provide digital banking solutions, the Bank needs to continuously develop its employees to support IT development and keep up with the latest developments.

Until the end of December 2025, the number of Information Technology FTEs in the Operations & Technology Directorate was 606 people, divided among 8 (eight) divisions.

IT Human Resources

No.	Organization	Responsibilities	Number (People)
1.	Strategic Planning and Operations Control	Ensuring IT management and organizational functions operate efficiently and effectively, including IT strategic planning and innovation, budget management, procurement management & vendor management, and Project Management which align with the Bank's strategic plan and direction.	25
2.	IT Retail Banking & Corporate Function Enablement	Building relationships and collaborations with Retail Banking & Corporate Functions businesses to support business, operational, and technical solutions with a customer-centric approach.	55
3.	IT Corporate Banking Enablement	Building relationships and collaborations with Corporate Banking businesses to support business, operational, and technical solutions with a customer-centric approach.	28
4.	IT Digital Service Enablement	Continuous development and maintenance of existing core system and payment systems in order to meet the Bank's business needs and support the Bank's requirements in terms of system integration.	158
5.	Digital Banking Solution	Continuous development and maintenance of existing Bank's digital banking plaftform in order to meet the Bank's business needs.	144
6.	IT Data Management	Coordinating the function of Data Management Office (DMO) and enhancing digital capabilities, Bank's oevrall data quality, data governance, and data-driven decision-making.	43
7.	IT Transaction Management	Ensuring the availability of systems through the availability of IT infrastructure to support Bank's operations, business development, and Key Strategic Initiatives. Including the availability and readiness of Disaster Recovery in terms of contigency.	135
8.	IT Governance Management	Planning, determining, and ensuring the implementation of IT governance, and IT risk management within the Bank.	18

To support HR capabilities in the IT field, the Bank has implemented several training programs in various areas, including:

Competencies	Number of Participants
Leadership	19
Soft Skills	18
Technical Skills	65

Certifications

Throughout 2025, the certifications were as follows:

- Risk Management Certification
- Mastering ITIL v4 Fundamental, putting forward Agile and DevOps
- CISA and ISACA

Information Technology Governance

The implementation of IT governance within the Bank must be aligned with the corporate plans of SMBC Indonesia and its parent entity, while also considering compliance with applicable regulations, both in finance and other related areas.

The Bank has policies, procedures, operating standards, and implementation guidelines for various aspects, such as IT planning, IT budgeting, IT implementation, and operations. Furthermore, the Bank continuously implements initiatives to improve governance by referring to governance standards such as the COBIT 5.0 common practice framework.

Gap analysis results are consistently evaluated and are part of the ongoing development prioritized for improving IT governance at SMBC Indonesia.

Operations and Information Technology

Identification Mechanism on Disruptions

SMBC Indonesia constantly anticipated business and technology disruptions. For that specific reason, SMBC Indonesia continuously evaluates new technologies that can be applied to support the Bank's business, through:

1. Research done by Bank's internal IT
2. Collaboration with parent entity
3. Engagement with 3rd parties

Cyber Security System Strategy

As Bank that utilizes information technology in providing digital services to customers, SMBC Indonesia continuously strives to improve cybersecurity risk management standards. The increasing cybersecurity risks is higher inline with the increasing threats in the digital space.

The implementation of cybersecurity risk management within the Bank is aligned with applicable laws and regulations, the cybersecurity risk management standards of the parent entity, and available best practices. Therefore, SMBC Indonesia has implemented a Cybersecurity Risk Management Policy that contains the framework, strategy, and standards for managing and implementing the Bank's cybersecurity risk management.

In general, the Cybersecurity Risk Management Policy includes the following:

1. Standards for implementing cybersecurity risk governance are formulated to ensure the adequacy of the Bank's cybersecurity risk governance. This Governance Process includes active supervision by the Board of Commissioners and Board of Directors, the formulation of risk appetite and risk tolerance, as well as the organization of periodic and continuous cybersecurity risk awareness campaigns.
2. A cybersecurity risk management framework that includes the adequacy of cybersecurity strategy availability, the adequacy of the Bank's resources and tools, and the availability and adequacy of internal provisions governing the implementation standards for SMBC Indonesia's cybersecurity risk management.
3. Management of the necessary resources in cybersecurity risk management, whether in Human Resources (HR), adequacy of the cybersecurity information management system, or various other forms of resources needed by SMBC Indonesia in managing cybersecurity risks.
4. Cybersecurity risk management through the implementation of control mechanisms and the application of necessary technology to mitigate potential cybersecurity risks that could happen within SMBC Indonesia.

Disaster Recovery Strategy/Process

SMBC Indonesia anticipated the possibility of disaster that could disrupt the Bank's operational activities. The disaster mitigation and recovery strategies implemented by the Bank include:

1. Availability of IT Business Continuity Plan
2. Data center availability for recovery
3. Implementation of data center migration simulations on a regular annual basis

Reporting System/Mechanism to the Board of Directors

In line with OJK Regulation Number 11/OJK.03/2022 concerning the Implementation of Information Technology by Commercial Banks, SMBC Indonesia reports on its Information Technology Strategic Plan to the Board of Directors and Board of Commissioners every semester. Reporting includes the IT strategic plan, the IT strategic plan budget, and the execution including the implementation of IT strategic plan initiatives.

In addition, the Bank also submits reports on the implementation of IT strategic plan initiatives, IT budgets, and IT performance for quarterly periods in the IT Steering Committee forum.

Evaluation System

IT performance measurement in 2025 encompasses several aspects, including project implementation successes, governance compliance, operational excellence, and user satisfaction. Overall, the IT Directorate achieved excellent results throughout 2025, exceeding established targets.

SMBC Indonesia's IT Excellence

In an effort to maintain continuity and increase capabilities in the IT sector, SMBC Indonesia has strengthened a number of important aspects including:

1. Robust IT governance which supports the alignment of IT governance with business objectives, investment optimization, and risk management
2. An IT operational model that ensures stability and maintains momentum in supporting the development of digital aspirations

3. Aligning the IT strategic plan and budget with the Bank's corporate plan to ensure support for the Bank's business achievements and growth, particularly through digital capabilities.
4. Fostering the culture which emphasize on improving communication, collaboration, and innovation within IT
5. Optimizing digital infrastructure, agile architecture, data management, and strong cybersecurity to support business achievements

Technology Investment

In 2026, IT development plans are prepared in line with Bank's business plan with focus improvements including:

1. Business transformation agenda
2. Compliance with regulatory requirements
3. Development of new services or products
4. Improving process efficiency through automation
5. Updating devices.
6. Improving cybersecurity readiness
7. Modernizing core banking system

IT Development Roadmap

The IT development roadmap in 2026 aligns with the implementation of the 2025-2029 IT strategic plan, which is to support the bank's vision of becoming a leading financial conglomerate in Indonesia, capable of bringing meaningful change to the lives of millions, particularly with the support of digital technology.

In an effort to achieve alignment between IT capabilities and strategic business objectives, five strategic imperatives have been established in the 2025-2029 RSTI:

1. Utilization of digital technology to improve efficiency, service delivery, and business transformation (Digitalization).
2. Providing consistent, reliable, and high-quality service to internal and external stakeholders (Service Excellence).
3. Updating critical infrastructure and simplifying the IT landscape to reduce complexity and drive cost efficiency (Operational Excellence).
4. Building strong governance to ensure accountability, compliance, and strategic alignment that meets global standards (Governance Excellence).
5. Implementing security and compliance into every layer of the organization to reduce risk and ensure cybersecurity readiness (Information Security).

.

OPERATIONS

The SMBC Indonesia Operational Line aims to support the business achievements set by the Bank. In 2025, consistently and continuously, the Bank implemented 3 (three) strategic pillars that prioritize service quality, enhanced internal control and compliance, and the achievement of operational excellence.

The implementation aligns with the Operational Line's vision: To be a strategic and competent partner in providing the best services to support the Bank's performance and growth.

Operations Initiatives and Strategies

In line with the 5-year strategic plan for the 2022-2026 period, the Bank's Operational Line continues its development by maintaining its focus on 3 (three) strategic pillars that prioritize service quality, enhanced internal control and compliance, and the achievement of operational line excellence. The initiative is carried out through the following steps:

1. The Bank will undertake development in customer service quality, focusing on service digitalization through technology utilization, enhancing service capabilities to ensure smooth operations and a consistent customer experience with high service availability.
2. Enhancement of internal controls and compliance in the operational line through improvements in accuracy and reliability in the regulatory reporting process, a transformation focused on continuous supervision and achievement of preventive mechanisms, and automation of reconciliation and transaction settlement processes.
3. Achieving operational excellence through continuous digitalization of work processes, while also considering environmental impacts such as less paper transactions, expanding integration initiatives, and implementing automation that will enhance process efficiency (straight through processing), as well as improving data accuracy and quality.

In addition to these three pillars, the Bank will continue to develop transactions using the BI-FAST service system in accordance with its business strategy and in line with Bank Indonesia's development plans. It is conducted to improve services for customers.

Operations and Information Technology

Achievements in 2025

Throughout 2025, the Operational Line continued to implement various initiatives focused on three strategic pillars: enhancing service quality, strengthening internal controls and compliance, and achieving operational excellence. All planned initiatives have been successfully realized, with the following details:

1. Improving service quality for customers is carried out through the completion of several key initiatives, including:
    a. Provision of e-advice LC (Letter of Credit) as an effort to enhance digitalization and environmentally friendly (paperless) services to customers.
    b. Integration of the back-end system with the loan processing system to speed up the credit service process for customers.
    c. Refinement of the credit insurance claim handling process to expedite customer claim resolution.

2. Strengthening internal controls and compliance in the Operational line is realized through several initiatives, including:
    a. Refinement of the SLIK and Antasena reporting process to enhance reporting accuracy and effectiveness.
    b. Enhancement of the access rights matrix mapping process integrated with the access management system (straight-through processing) to strengthen the accuracy of access rights determination and user access provisioning.
    c. Digitization of various reporting processes to regulators to improve accuracy and speed of reporting.

3. To achieve operational excellence, various process improvement initiatives and system consolidations have been implemented to create more efficient, controlled, and environmentally friendly (paperless) processes, with the following achievements:
    a. Refinement of the goods and services procurement process, covering purchase requisition submission, vendor selection, and goods delivery.
    b. Improvement of the asset management process, including asset recording and asset depreciation calculation.

Operations & Technology Strategic Plan 2026

In line with the 3-year strategic plan for the 2026-2028 period, the Bank's operations and technology lines will focus on building business-oriented support functions that prioritize convenience and quality to achieve 3 objectives, namely:

1. Optimally functioning operations and technology lines.
2. Reliable and secure operations and technology lines.
3. Operations and technology lines ready to support business growth.

To achieve these three objectives, the development of supporting functions for the Operations and Technology Lines is centered on the development of three main pillars: the Service Excellence Pillar, the Operational Excellence Pillar, and the Governance Excellence Pillar; and two supporting pillars, namely the Information Security Pillar and the Digitalization Pillar.

The strategic developments to be implemented include:

1. Achieving service excellence through the implementation of artificial intelligence in enhancing service knowledge and capabilities, utilizing technology and digitalization to simplify services for customers, and achieving good, consistent, and timely customer service levels.

2. Achieving operational excellence through the use of robotic automation and digitalization of continuously executed work processes, expanding process and system integration initiatives while also considering environmental friendliness aspects, which will enhance the degree of process smoothness (straight through processing) and guarantee improvements in process accuracy and precision.

3. Achieving excellence in control and governance through comprehensive improvements in data quality and the reliability of reporting processes to regulators, risk-focused control transformation, and continuous oversight to achieve a preventive mechanism by enhancing reconciliation processes and ensuring the effectiveness of dual controls.

These three main pillars are developed with attention to the aspects emphasized in the two additional pillars, namely information security and digitalization. In addition, the operational and technology lines take into account the importance of human resource development, which is carried out systematically to foster a culture that encourages the best service behavior, collaboration, compliance, and integrity.



Corporate Governance

Principles of GCG Implementation 271
Legal Basis of Implementation 274
Objectives of GCG Implementation 275
GCG Structure 276
Assessment of GCG Implementation in 2025 276
General Meeting of Shareholders (GMS) 286
Ultimate and Controlling Shareholders 296
Board of Commissioners 297
Board of Directors 306
Transparency of Information on The Board of Commissioners and The Board of Directors 315
Committees Under The Board of Commissioners 329
Committees Under The Board of Directors 355
Corporate Secretary 379
Compliance Function 384
Integrated Compliance Function 389
Internal Fraud 391
Anti-Money Laundering, Antimoney Laundering, Counterterrorist Financing, and Counter-Proliferation Financing of Weapons of Mass Destruction (AML CFT and CPF) 393
Provision of Funds for Social and Political Activities 395
Transparency of The Bank's Financial and Non-Financial Conditions 395
Share Buyback or Subordinated Bond 396
Provision of Funds to Related Prties and Large Exposure 396
External Audit 397
Internal Audit 398
Internal Control System (SPI) 403
Important Cases Faced by Subsidiaries, Members of The Board of Commissioners, and Members of The Board of Directors 405
Administrative Sanctions 405
Access To Corporate Information and Data 406
Code of Ethics 406
Price Sensitive Information Personal Account Dealing 408
Governance In Procurement of Goods and Services 408
Reporting of Violations System 409
Policy on Anti-Corruption and Bribery 410
Insider Information Prevention Policy 411
Transparency in Bad Governance Practices 412

Corporate Governance

> In line with SMBC Group values, the Bank's implementation of Good Corporate Governance is directed toward supporting sustainable growth through responsible decision-making, disciplined risk management, and the integration of sustainability considerations into the Bank's strategy and governance framework.



The Corporate Governance/Good Corporate Governance (GCG) Implementation Report of PT Bank SMBC Indonesia Tbk ("SMBC Indonesia" or the "Bank") as of December 31, 2025 has been prepared, among others, with reference to Financial Services Authority Regulation (POJK) No. 17 of 2023 concerning the Implementation of Corporate Governance for Commercial Banks and its implementing regulations. It also takes into account governance enhancements introduced through POJK No. 15 of 2024 concerning the Integrity of Bank Financial Reporting, as well as POJK No. 30 of 2024 concerning Financial Conglomerates and Financial Conglomerate Holding Companies.

As an entity designated as a Financial Conglomerate Holding Company (FCHC), the Bank bears a strategic responsibility to ensure the effective, coordinated, and consistent implementation of corporate governance across all entities within the financial conglomerate.

The implementation of GCG constitutes a fundamental pillar in safeguarding the Bank's trust, resilience, and sustainability. The Bank views GCG not merely as a regulatory compliance obligation, but as a strategic framework that ensures prudent decision-making, effective risk management, and the creation of long-term value for shareholders and all stakeholders.

Principles of GCG Implementation

Throughout 2025, the Bank consistently strengthened the implementation of GCG in line with the increasing complexity of its business activities, the enhanced role of the Bank within the financial conglomerate structure, and the ongoing development of the banking corporate governance regulatory framework:

1. Transparency
The Bank ensures the disclosure of relevant, accurate, and timely information to regulators and stakeholders, while upholding bank secrecy obligations and complying with prevailing regulations.

2. Accountability
The Bank establishes clear delineation of functions, roles, and responsibilities of the Board of Directors, the Board of Commissioners, and supporting committees, in order to ensure effective and accountable management of the Bank.

3. Responsibility
The Bank conducts its business activities in compliance with applicable laws and regulations and in accordance with the prudential principle, and assumes responsibility for the economic, social, and environmental impacts arising from its activities.

4. Independence
The Bank is managed in a professional manner, free from conflicts of interest and undue influence from any party, in order to safeguard objectivity in decision-making.

5. Fairness and Equality
The Bank treats all stakeholders fairly and equitably in accordance with their respective rights and obligations.

In addition to the five principles above, the Bank also refers to best practices in the implementation of GCG, including those set out in the Indonesian Corporate Governance Guidelines (PUGKI) 2021 issued by the National Committee on Governance Policy (KNKG), as well as the internationally recognized ASEAN Corporate Governance Scorecard (ACGS).

Principles of GCG Implementation

THE ROLE OF GCG IN SUPPORTING SUSTAINABILITY

The Bank firmly believes that strong GCG is a fundamental prerequisite for business sustainability. Effective corporate governance supports financial stability, strengthens stakeholder confidence, and enhances the Bank's capacity to manage long-term risks, including strategic, operational, compliance, information technology, and sustainability risks.

In alignment with SMBC Group's values, the implementation of GCG within the Bank is directed toward supporting sustainable growth through responsible decision-making, disciplined risk management, and the integration of sustainability aspects into the Bank's strategy and governance framework. In this context, GCG serves as an enabler that ensures business growth is pursued in a sound manner and aligned with long-term interests.

INTEGRITY, ETHICS, AND ANTI-CORRUPTION (ETAK) IN SUSTAINABLE GOVERNANCE

The Bank considers Ethics and Anti-Corruption (ETAK) to be an integral part of GCG implementation and a fundamental pillar of business sustainability. Effective GCG is determined not only by governance structures and mechanisms, but also by the strength of ethical values, integrity, and robust controls over corruption and fraud risks.

In the context of sustainability, the Bank believes that long-term growth can only be achieved when all business activities are conducted in an ethical, transparent, and accountable manner, thereby preserving stakeholder trust, strengthening organizational resilience, and mitigating legal and reputational risks.

In alignment with GCG principles and governance practices recommended under national guidelines, the implementation of ETAK within the Company is carried out in a structured manner through the following pillars:

No	ETAK Pillar	Linkage to GCG	Linkage to Sustainability
1.	**Ethical Values and Integrity** The Bank instils ethical values and integrity as the foundation of conduct for all employees. These values are articulated in the Code of Ethics, which serves as a guideline in decision-making and the execution of business activities, and are reinforced through leadership example (tone from the top).	Strengthening the governance culture	Building a long-term culture that is consistent and resilient
2.	**Corruption Prevention and Conflict of Interest Management** The Bank implements anti-corruption, anti-gratification, and conflict of interest management policies to prevent abuse of authority and practices that are contrary to sound governance principles.	Safeguarding accountability and independence	Maintaining business continuity against legal and financial risks
3.	**Violation Reporting and Enforcement System** As part of strengthening internal controls, the Bank provides an independent and secure violation reporting mechanism (whistleblowing system) that ensures confidentiality and protection for whistleblowers. Each report is followed up objectively in accordance with applicable regulations.	Ensuring the effective functioning of oversight mechanisms	Supporting early risk detection and organizational resilience
4.	**Continuous Education, Internalization, and Monitoring** The Bank continuously conducts socialization, training, and monitoring of ETAK implementation to ensure the understanding and compliance of all employees. Periodic evaluations are carried out to enhance policy effectiveness in line with evolving risk dynamics and regulatory developments.	Ensuring consistent governance implementation	Promoting continuous improvement

Through the implementation of ETAK integrated within the GCG framework, the Bank ensures that sustainability aspects are not only reflected in environmental and social initiatives, but are also underpinned by strong and principled governance. ETAK serves as an enabler that safeguards business growth by ensuring it is achieved through ethical, accountable, and responsible practices.

Accordingly, ETAK is not merely a matter of regulatory compliance, but constitutes a strategic component of the Bank's commitment to creating long-term value and safeguarding business sustainability.

The guideline encompasses 4 (four) GCG pillars, namely ethical conduct, accountability, transparency, and sustainability (ETAK), which are further elaborated into 8 (eight) detailed elements as set out in the table below:

Description of Principles and Recommendations	Implementation in SMBC Indonesia
Principle 1: Roles and Responsibilities of the Board of Directors and Board of Commissioners	
The Board of Directors and the Board of Commissioners independently play the role and take on the responsibility to create sustainable values for the best long-term interest of the Company and shareholders, by taking into account the interests of stakeholders.	**Applied** The Bank established details of the duties and responsibilities of each company organ and all employees, including the Board of Commissioners and the Board of Directors, clearly and in line with the vision, mission, corporate values, and company strategies.
Principle 2: Composition and Remuneration of the Board of Directors and the Board of Commissioners	
Members of the Board of Directors and members of the Board of Commissioners are selected and appointed in such a way that the composition of the Board of Directors as the management organ and the composition of the Board of Commissioners as the supervisory organ are diverse and each consisting of Directors and Commissioners with commitment, knowledge, capability, experience, and expertise required to precisely fulfill the managing role of the Board of Directors and the supervisory role of the Board of Commissioners.	**Applied** In appointing the Board of Commissioners and the Board of Directors, the Bank takes into consideration the prevailing laws and regulations, among others: • OJK Regulation No. 17 of 2023 and OJK Circular Letter No. 14/SEOJK.03/2025 concerning the Implementation of Corporate Governance of Commercial Banks. • OJK Circular Letter No. 32/SEOJK.04/2015 on the Corporate Governance Guidelines of Public Companies. • OJK Regulation No. 33/POJK.04/2015 on the Board of Directors and the Board of Commissioners of Issuers or Public Companies.
Remuneration is designed to effectively align the interests of members of the Board of Directors and members of the Board of Commissioners with the company's long-term interests and the creation of sustainable values.	**Applied** In its implementation at the Bank, apart from considering the conditions and performance, the Bank also takes into account OJK Regulation No. 45/POJK.03/2015 on the Provision of Remuneration for Commercial Banks.
Principle 3: Work Relations between the Board of Directors and the Board of Commissioners	
Work relations between the Board of Directors and the Board of Commissioners are tight, open, constructive, professional and mutually trusting for the Company's best interests.	**Applied** All organs in the Bank avoid the occurrence of domination by any one party, not effected by certain interests, free from conflict of interest and from any influence or pressure, so that decision-making can be implemented objectively.
Principle 4: Ethical Conduct	
Company has the commitment to act ethically and responsibly, to uphold the values and culture of the organization.	**Applied** The Bank retains the Code of Ethics applicable to the Board of Commissioners, the Board of Directors, all employees, and independent parties. The Code of Ethics also regulates the creation of a conducive work environment by upholding the Bank's values and culture.
Principle 5: Risk Management, Internal Control, and Compliance	
Company implements the integrated corporate governance practices by effective application of the internal control and risk management systems, as well as the compliance management system in support of efforts to achieve corporate goals, vision, mission, objectives and company's performance targets in carrying out business with integrity.	**Applied** Every year, the Bank conducts periodic reviews on the adequacy of risk management policies and internal control systems so that they always remain relevant to industry developments. The Bank not only complies with applicable laws and regulations but also implements best business practices in the industry.
Principle 6: Disclosure and Transparency	
Company establishes accurate and on-time disclosure of all matters related to the corporation.	**Applied** The Bank conducts information disclosure both periodically and incidentally that accurately discloses information about the Bank including an explanation of the Bank's performance through the website: http://www.smbci.com or IDX's website within the time as stipulated in the applicable laws & regulations.
Principle 7: Shareholders' Rights	
Company protects and facilitates the implementation of shareholders' rights and ensures fair treatment to the shareholders, including the minority shareholders. All shareholders have the opportunity to receive effective compensation for violations of their rights.	**Applied** The Bank has a reference and clearly states the rights of shareholders in the GCG Manual which is reviewed regularly and uploaded to the Bank's website.
Principle 8: Stakeholders' Rights	
Company accepts the rights of the stakeholders established under prevailing laws and regulations or an agreement consented by the company and encourages active cooperation with stakeholders in generating wealth, employment, and financially sound business sustainability.	**Applied** Recognition of the rights of stakeholders is evidenced in the Bank's GCG Manual and Code of Ethics. The GCG Manual occupies the highest position in the hierarchy so that it should be the basis for every policy and procedure of the Bank. Meanwhile, the code of ethics serves as a guide for each member of the Board of Commissioners, Board of Directors, Independent Parties, and Employees in carrying out their daily duties and responsibilities.

Legal Basis of Implementation

In implementing GCG principles, SMBC Indonesia is guided by prevailing laws and regulations, among others are as follows:

1. Law Number 11 of 2020 concerning Job Creation which amends, deletes, or establishes new arrangements for several provisions regulated in:
   a. Law No. 40 of 2007 on Limited Liability Companies;
   b. Law Number 10 of 1998 concerning amendments to Law Number 7 of 1992 concerning Banking.
2. OJK Regulation (POJK) No. 17 of Year 2023 regarding Governance Implementation for Commercial Banks which replaced POJK No. 55/POJK.03/2016.
3. OJK Circular Letter No. 14/SEOJK.03/2025 regarding Governance Implementation for Commercial Banks.
4. POJK No. 21/POJK.04/2015 on the Implementation of Public Company Governance Guidelines.
5. Other POJKs, including those that regulate the Audit Committee, Remuneration and Nomination Committee, the Board of Commissioners and the Board of Directors, implementation of General Meeting of Shareholders, Internal Audit, Public Accountant as well as Compliance Director and Corporate Secretary.
6. Indonesian Corporate Governance Guidelines (PUG-KI) 2021 issued by the National Committee on Governance Policy.
7. Articles of Association of the Bank.
8. Policies and Procedures of the Bank.

Bank's policies and procedures are grouped in a policy hierarchy that consists of the following:

- **Main Policy of the Bank**
  The Bank's Main Policy is the main or parent policy of all of the Bank's policies, which are policies related to governance as well as other strategic matters that affecting the implementation of the Bank's management in a well manner and shall be the basic principles guidelines for all existing and applicable provisions in SMBC Indonesia.

  The Bank's Main Policy is the Governance Manual and the Integrated Governance Manual.

- **Operational Policy of the Bank**
  The Bank's Operational Policy is the provisions that regulates any activity in the Bank's reflecting the Bank's risk management strategy, including generally explaining the Bank's risk appetite on such activity.

  The Bank's Operational Policy shall cover the Board of Directors Manual, the Board of Commissioners Manual, Charter of Committees and provision with bankwide scope or any provisions that is required by a statutory provision to be treated as a Policy of the Bank.

- **Standard Operational Procedures**
  Standard Operational Procedures (SOP) is the guidelines that regulates in detail the process and explains the stages of a structured and systematic activity that must be carried out, including: who, how, where, when and the control mechanism. This arrangement must strictly apply the four eyes principle function, adequate internal control function and must refer to the policy.

- **User Manual/Technical Guidelines/Implementation Guidelines/other equivalent documents**
  User Manual or Technical Guidelines or Implementation Guidelines is:
  1. The stages/method of use of a system/application explaining in details the data input method on every screen and field, or
  2. More detailed guidelines of the SOP for users, both operators and supervisors, or
  3. Arrangement on a standard parameter existing in the system, or
  4. Brief guidelines used as aid for explaining products and services to Customers, and
  5. Established with reference to the relevant SOP.

Objectives of GCG Implementation

For the Bank, the implementation of GCG is highly significant and is pursued with the following objectives:

1. To support the sound, prudent, and sustainable management of the Bank.
2. To enhance the quality of decision-making by the Board of Directors and the Board of Commissioners.
3. To ensure the effectiveness of risk management, compliance, and internal control functions.
4. To protect the interests of shareholders and other stakeholders.
5. To strengthen the confidence of regulators, investors, and the public in the Bank.
6. To align the Bank's governance practices with national and regional best practice.

The importance of GCG implementation in Indonesia, particularly within the banking and capital market industries, is strongly supported by the Government through a series of laws and regulations aimed at promoting transparency, accountability, and fairness/equity in corporate governance.

In addition, the Bank elevates its level of compliance in GCG implementation by referring to regional standards, benchmarking against the ASEAN Corporate Governance Scorecard (ACGS), with the aim of strengthening the significance and consistency of its GCG implementation within the regional landscape.

GCG Structure

Until the end of the 2025 fiscal year, the GCG structure effective in SMBC Indonesia is as follows:

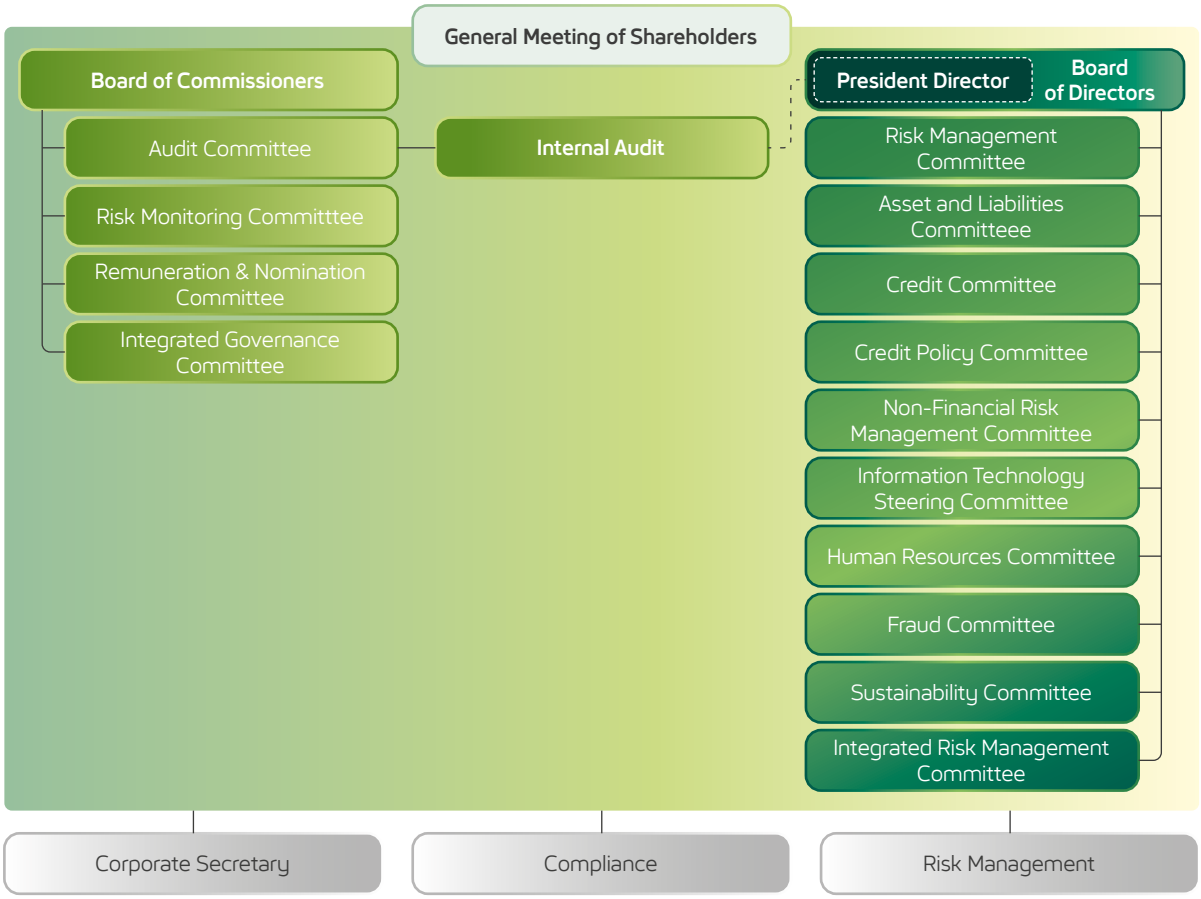

Assessment of GCG Implementation in 2025

The assessment of GCG implementation at the Bank was conducted with the assistance of an independent consultant as well as through a self-assessment.

The assessment by the independent consultant was conducted with reference to the ASEAN Corporate Governance Scorecard (ASEAN CG). For the 2024–2025 implementation period, the Bank achieved a score of 107.15 point which falls within the "Leadership in Corporate Governance." category or Level 5 (>100)., this means the Bank's GCG practices exceed those required by Level 1 (ACGS Structure) and is a leading issuer (Leader) in implementing GCG based on the ACGS standard in Indonesia.

The self-assessment was carried out using working papers in accordance with Financial Services Authority Circular Letter (SEOJK) No. 14/SEOJK.03/2025 concerning the Implementation of Corporate

Governance for Commercial Banks. As of 31 December 2025, the self-assessment result rating of 2 (on a scale of 1 to 3).

Rating of 2 (two) reflects that the management has conducted the implementation of GCG generally well. This is reflected in adequate fulfillment of GCG's principles. If there is any weakness in the implementation of GCG's principles, then in general the shortcoming is not significant, and revision can be resolved by the management in a normal course.

The assessment processes under both methods are described below.

GCG ASSESSMENT BASED ON THE ASEAN CORPORATE GOVERNANCE SCORECARD

As part of its commitment to enhancing the quality and objectivity of GCG implementation, the Bank appointed an independent external party to conduct a GCG assessment using the ASEAN Corporate Governance Scorecard (ASEAN CG) as the benchmark. This initiative reflects the Bank's commitment to aligning its governance practices with regional standards and international best practices, while strengthening transparency and accountability.

The ASEAN CG is an assessment tool developed by the ASEAN Capital Markets Forum (ACMF) to evaluate the corporate governance practices of publicly listed companies in ASEAN member countries.

The ASEAN CG evaluates companies based on various indicators aligned with international best practices in corporate governance. A high score indicates that a company has strong governance practices, thereby enhancing investor confidence and contributing to the stability and growth of capital markets in the region. The most recent update to the ASEAN CG was issued in 2024.

Assessor

Indonesian Institute for Corporate Directorship (IICD)

Assessment Criteria

The ASEAN CG assessment instrument is developed based on internationally recognized corporate governance principles, particularly those issued by the OECD and the International Corporate Governance Network (ICGN). In the latest version of the ASEAN CG assessment instrument, greater emphasis is placed on governance practices relating to environmental, sustainability, and resilience issues, which have become key areas of focus for businesses in conducting their operations.

The ASEAN CG assessment is categorized as follows:

Level 1 – Core Assessment

1. Rights of Shareholders
2. Equitable Treatment of Shareholders
3. Role of Stakeholders
4. Disclosure and Transparency
5. Responsibilities of the Board

Level 2 – Bonus and Penalty

Bonuses are awarded where GCG practices exceed minimum standards, demonstrate strong ESG and sustainability practices, and reflect leadership practices within the relevant industry or area.

Penalties are imposed in the event of significant regulatory sanctions, material fraud cases or governance failures, as well as serious violations of GCG principles.

SELF-ASSESSMENT OF GCG IMPLEMENTATION

The implementation of the self-assessment refers to Financial Services Authority Regulation (POJK) No. 17 of 2023, which replaces POJK No. 55/POJK.03/2016, as well as Financial Services Authority Circular Letter (SEOJK) No. 14/SEOJK.03/2025 concerning the Implementation of Corporate Governance for Commercial Banks, which replaces SEOJK No. 13/SEOJK.03/2017.

Implementation of the Assessment

The self-assessment of GCG implementation was coordinated by the Corporate Secretary Division, in collaboration with the Compliance Division, Risk Management Work Unit, Internal Audit Unit, Financial & Planning Division, Corporate Communications & DAYA Division, Anti Financial Crime Division, and the Human Resources Division.

Assessment Criteria

The assessment criteria, in accordance with OJK regulations, encompass the following:

1. Governance Structure
2. Governance Process
3. Governance Outcome

   The implementation of the above 3 (three) indicators is evaluated based on the following aspects:

   a. Implementation of the duties, responsibilities, and authorities of the Board of Directors;
   b. Implementation of the duties, responsibilities, and authorities of the Board of Commissioners;
   c. Completeness and implementation of the duties of Committees;
   d. Management of conflicts of interest;
   e. Implementation of the Bank's compliance function;

Assessment of GCG Implementation in 2025

f. Implementation of the internal audit function;
g. Implementation of the external audit function;
h. Implementation of the risk management function, including the internal control system;
i. Provision of remuneration;
j. Provision of funds to related parties and large exposures;
k. Integrity of reporting and information technology systems;
l. The Bank's strategic plan;
m. Shareholder aspects;
n. Implementation of the anti-fraud strategy, including anti-bribery measures;
o. Implementation of sustainable finance; and
p. Implementation of governance within the Bank's Business Group (KUB).

Assessment Results

The result of the self-assessment on GCG implementation for the position as of 31 December 2025 was a "2" rating with a " Good" category, applied to both the individual Bank and in consolidation.

Results of Self-Assessment on Governance Implementation for the position as of 31 December 2025.

	Rating	Definition of Rating
Individual	2	Good
Consolidated	2	Good

Analysis

Rating of 2 (two) reflects that the management has conducted the implementation of GCG **generally well**. This is reflected in adequate fulfilment of GCG's principles. If there is any weakness in the implementation of GCG's principles, then in general the shortcoming is not significant, and revision can be resolved by the management in a normal course.

The conclusion of the assessment of corporate governance implementation at PT Bank SMBC Indonesia Tbk (the "Bank"), taking into account governance assessment factors in a comprehensive and structured manner, is as follows:

A. Governance Structure

Positive factors under the Bank's governance structure aspect:
The Bank's governance structure and infrastructure are considered quite good in supporting the implementation of Good Governance principles, to produce outcomes that meet the expectations of the Bank's stakeholders.

The Bank's governance structure includes the Board of Directors ("BOD"), the Board of Commissioners ("BOC"), committees, and work units. The Bank's governance infrastructure includes, among other things, the Bank's policies and procedures, management information systems, and the primary duties and functions of each organizational structure.

a. The governance structure including the implementation of the duties, responsibilities and authorities of BOD and BOC has been stipulated in the Articles of Association, Governance Manual, BOD and BOC Manual, as well as the Bank's Policies and Procedure which has been prepared according to prevailing regulations and reviewed periodically.
b. The incumbent members of BOD and BOC have obtained approval from General Meeting of Shareholders ("GMS") and passed the fit and proper test of Financial Services Authority ("OJK"), therefore they are legally authorized to act
c. Duties, responsibilities and authorities of each member of BOD have been clearly stipulated and approved through the Resolution of BOD Meeting regarding Segregation of Roles and Responsibilities among BOD members and in each Policy and Procedure of the Bank.
d. To support duties and responsibilities, BOD is assisted by the Committees namely Risk Management Committee, Credit Policy Committee, IT Steering Committee, Asset and Liability Committee (ALCO), Credit Committee, Human Resources Committee, Fraud Committee, Sustainability Committee, Non-Financial Risk Committee and Integrated Risk Management Committee.
e. The completeness and implementation of the duties of BOD Committees have been regulated in the Charter of each committee, which is always reviewed periodically, to ensure it is relevant to the applicable regulations.
f. All members of BOD and BOC have committed to keep their integrity, financial reputation and competence.
g. Majority of BOD members (including the President Director and Compliance Director), Independent Commissioners and Independent Parties of the Bank are independence from the

management, family relationships, financial relations of the Bank and the Bank's controlling shareholders as stated in statement letter for position as of 31 December 2025.

h. 1 (one) of Independent Commissioner who have served more than two terms of office have received assessments from the Head of the Human Resources, the Head of the Internal Audit, recommendations from the Remuneration and Nomination Committee and conveyed her independence status to the Annual GMS on 22 April 2025.
i. To support duties and responsibilities, BOC is assisted by committees namely Audit Committee, Risk Monitoring Committee, Remuneration and Nomination Committee and Integrated Governance Committee.
j. The completeness and implementation of the duties of BOC Committes have been regulated in the Charter of each committee, which is reviewed periodically to ensure relevance to applicable regulations
k. The Bank has established a Policy and Procedures on conflicts of interest and related party transaction, which is periodically reviewed. The latest update regulates conflict of interest in detail, related to Chinese wall and above the wall.
l. The Compliance Unit is supported by qualified human resources and is independent from the operations of other working units, functions and compliance working system has been clearly stipulated in the relevant Policy and Procedure. In addition, the appointment of the Compliance Director has complied with prevailing regulations.
m. The internal audit function is supported by qualified human resources and independent from the operations of other working units. The structure of Internal Audit Working Unit (SKAI) and SKAI Working Guidelines has complied with prevailing regulation.
n. The organization structure to support the implementation of risk management and internal control is adequate. which is supported by policies, as well as sufficient procedures and risk limits set up.
o. Public Accountant (AP) and the Public Accountant Office (KAP) has been appointed as the executors of the external audit function by considering their capacity, legality of the working agreement, audit scope, professional accounting standards of public accountants and communication between OJK with the said KAP has been done properly. The assignment of AP and KAP for the financial year of 2025 is conducted with consideration to the recommendations of the Audit Committee and approved by the Annual GMS on 22 April 2025.
p. The Bank has a Risk Management Policy, Credit Policy, LLL Procedure, Business Operational Procedure including monitoring and procedures for handling non-performing loans for all lending including related parties.
q. The Bank owned and has implemented governance in providing remunerations for members of BOD, members of BOC and the Bank's employees as stipulated in Human Resources Policy.
r. The Bank has policies and procedures regarding procedures for implementation of transparency in financial and non-financial conditions, and in order to strengthen the governance and internal control in the financial reporting process, the Bank has taken steps to comply with the OJK Regulation Number 15 Year 2024 regarding the Integrity of Financial Reporting of the Bank, including established Non-Financial Risk Committee and updating the relevant policies and procedures.
s. The Bank has prepared the GCG Implementation Report at the end of each financial year, latest for financial year of 2024 and has been published on 27 March 2025.
t. Internal reporting has been carried out in a complete, accurate, and timely manner with the support of adequate resources and procedures.
u. The Bank is furnished by a reliable information system which is supported by competent human resources and adequate information technology including security system.
v. The Bank has the Recovery Plan which is updated annually and approved by the General Meeting of Shareholders.
w. The Bank has a dividend policy that aims to ensure that the management of shareholders' rights in implementing dividend distribution is in accordance with the Governance Manual of the Bank and in accordance with applicable laws and regulations while still taking into account the interests of the Bank.
x. The Bank's strategic plan has been formulated in the Corporate Plan and Business Plan in accordance with the Bank's vision and mission, and to be supported by the Bank's Shareholder.
y. The Bank has sufficient organization structure and has policy and/or manual on the implementation of anti-fraud strategy to support the implementation of anti fraud strategy according to OJK regulation.
z. The Bank owned policy and sufficient anti bribery management system.

Assessment of GCG Implementation in 2025

aa. The Bank owned Sustainability Policy that regulates the implementation and business practices that are in line with environmental, social and governance values.
bb. With reference to Decision of the Members of the OJK Board of Commissioners Number KEP-6/KS.1/2025 dated 24 June 2025 which was delivered with OJK letter Number SR-11/KS.13/2025 dated 8 July 2025, OJK has approved the appointment of the Bank as an Operational Financial Conglomerate Holding Company (FCHC) in SMBC Financial Conglomerate (SMBC FCHC) with the structure namely PT Bank SMBC Indonesia Tbk as FCHC, PT Bank BTPN Syariah Tbk, PT BTPN Syariah Ventura, PT Oto Multiartha and PT Summit Oto Finance as members of SMBC FCHC. In order to implement the said OJK Regulation, the Bank has amended the Articles of Association as stipulated in the Deed of Resolution of Annual General Meeting of Shareholders No. 27 dated 14 July 2025, made by Ashoya Ratam, SH, MKn, Notary in Administrative City of South Jakarta as well as accepted and registered by the Ministry of Law of the Republic of Indonesia through the Decree Number AHU-AH.01.03-0187261 dated 17 July 2025.
cc. The Bank owned policy for implementing coordination and evaluation related to the implementation of governance in the Financial Conglomerate, namely the Integrated Governance Manual which is reviewed periodically.

Negative factors under the Bank's governance structure aspect:
There are no negative factors identified.

B. Governance Process

Positive factors under the Bank's governance process aspect:
The process of implementing the principles of Good Governance is considered effective, as it is supported by the adequacy of the Bank's governance structure and infrastructure, resulting in outcomes that meet the expectations of the Bank's stakeholders.

a. The replacement and/or appointment of BOD and BOC members is carried out based on the Bank's primary interests by taking into account the recommendation of the Remuneration and Nomination Committee and obtaining the GMS approval.
b. Management of the Bank by BOD as well as the Oversight of BOD by BOC have been performed in accordance with its duties and responsibilities as stipulated in the respective Charter, the Bank's Policies and Procedures, and the Bank's Articles of Association, which are periodically reviewed by the Bank.
c. The whole GCG implementation has been completely carried out by BOD and concurred by BOC.
d. BOD appoints the Committee members of BOC based on the Resolution of BOC.
e. BOC allocate adequate time in order to perform their duties and responsibilities in carrying out independent supervisory including conducting regular visits to the Bank, holding BOC meetings at least 1 (one) time in 2 (two) months and holding joint meetings with the Board of Directors at least 1 (one) time in 4 months.
f. The Bank's Shareholders do not intervene in the management of the Bank performed by the BOD in line with the implementation of the GCG principles. The Bank has established a policy and procedure as well as conducted periodically review on Communication Line Policy between the Bank and the controlling shareholder of the Bank, Sumitomo Mitsui Banking Corporation ("SMBC"). On the other hand, the Bank also regulates the communication line with its subsidiaries which are regularly reviewed by the relevant divisions.
g. Each BOC Committee has performed its duties and responsibilities in accordance with the Committee's Charter. For the improvement of the Committees performance, the Committee has conducted self assessment on the committee's performance and submitted to BOC Meeting, which is then discussed in order to improve the performance of the committee. Assessment is also carried out on independent committee members individually, to assess the capacity and independence of each independent party.
h. The Audit Committee monitors and evaluates the planning and implementation of audits by regulators, internal and external auditors and then provides recommendations to BOC.
i. Risk Monitoring Committee has assisted BOC to better accomplish its roles and responsibilities in active supervision of Bank's Risk Management.

j. BOD and BOC always uphold their commitment to maintaining their integrity, financial reputation, competency, and independency. BOD and BOC members do not participate in the decision making process which involves a Conflict of Interest. To manage transaction which contain a Conflict of Interest, each party shall assess the transaction that will be entered by the Bank and a party which potentially has conflict of interest with BOD and BOC. Therefore, the List of Related Parties of the Bank can be easily accessed by the respective party.
k. The function of the Compliance Director and the compliance working unit have been carried out in accordance with prevailing regulation.
l. The duties and responsibilities of the Directors in relation to internal control has complied with prevailing regulation. The audit findings have been followed up with the direction of BOC, and to improve the effectiveness of the Internal Audit works. Review of the effectiveness of Internal Audit activities has been performed in 2025 by PwC Indonesia which is an independent assessor. The result of the review is "Generally Conform". Report on the Review of the Internal Audit Functions for the Period of 1 July 2022 - June 30, 2025 conducted by the Public Accounting Firm Rintis, Jumadi, Rianto & Rekan ("KAP PWC") has been submitted to the Financial Services Authority (OJK) in August 2025. The next review will be carried out in 2028.
m. The appointed AP and KAP are able to work independently, meet the professional standards of public accountants and working agreements as well as the specified audit scope.
n. The Board of Commissioners has carried out supervision of the implementation of the remuneration policy and conducted periodic evaluations of the Bank's remuneration policy.
o. The duties of BOD and BOC related to the application of risk management are clearly stated in internal procedures in accordance with prevailing regulation and have been implemented prudently. BOD and BOC oversee and ensure the implementation of credit policy to support sound credit provision, including the management of country risk and transfer risk. The Bank also coordinates with the Global Group in implementing risk management for country risk and transfer risk.
p. The Bank has periodically evaluated and updated its policies. systems and procedures to comply with the prevailing regulations. The Bank has also ensured the adequate processes for the provision of funds to related parties and the provision of large amounts of funds (large exposure) to comply with the prudential banking principles as well as making decisions regarding these matters carried out independently without intervention from related parties and/or other parties.
q. The Bank implements portfolio diversification of its funding through several Business Units, which distribute a variety of facilities to both individual and corporate customers, for both productive and consumptive purposes.
r. The Bank has transparently disclosed the financial and non-financial conditions to the Stakeholders, and submitted the reports as required by the prevailing regulation in a timely manner.
s. The Bank's Business Plan for 2025-2027 and its changes have been prepared by BOD in a realistic, comprehensive, achievable manner, taking into account the prudential principles, and has sufficient flexibility so that it is responsive to internal and external changes and has been approved by BOC.
t. The Bank has prepared and implemented an anti-fraud strategy based on POJK No. 12/2024 concerning the Implementation of Anti-Fraud Strategies for Financial Services Institutions by taking into account internal and external environmental conditions, the complexity of business activities, types and risks of fraud, and the adequacy of required resources.
u. SMBC Indonesia integrates environmental and social aspects into banking business activities, both in terms of lending and funding.
v. In connection with the Bank's appointment as a FCHC, the Bank is currently reviewing the relevant policies and procedures and preparing anticipatory measures in response to the OJK's plan to issue new regulations regarding integrated governance. The Bank will further elaborate on this in a separate integrated governance assessment report.

Negative factors under the Bank's governance process aspect:

There are no negative factors identified under this aspect.

Assessment of GCG Implementation in 2025

C. Governance Outcome

Positive factors under the Bank's governance outcome aspect are as follows:

a. The performance of BOD and BOC Supervisory report has been set out in the Annual Report for financial year 2024, which has been submitted to the Annual GMS on 22 April 2025, which has approved to ratify the accountability report as well as accepted and granted acquit et de charge for BOD and BOC who served in financial year 2024. Accountability of BOD for the implementation of its duties and the BOC supervisory report for 2025 will be submitted to shareholders through the Annual GMS which will be held in 2026.
b. BOD and BOC Minutes of Meeting have been well documented and decisions or recommendations resulting from the Meetings have been or are in the process of being, followed up.
c. All members of BOD have disclosed share ownership, family and financial relationships as well as remuneration and other facilities in the governance implementation report which is part of the Bank's Annual Report.
d. BOC Committee's performance has been improved from the subject of discussion, the increased frequency of the meeting with more relevant meeting material, so BOC may provide appropriate input.
e. The Bank's operational activities are free from the intervention of shareholders/related parties/other parties which may cause a conflict of interest or incur loss to the Bank or reduce the profit of the Bank.
f. The Compliance culture continues to be promoted and actively conducted.
g. In line with the commitment in the Governance Policy related to compliance with the applicable Laws and Regulations, every decision-making and operational activities of the Bank always refer to the prevailing regulations.
h. Internal Audit perpetually maintains the objectivity/independency in performing audit function. All audit scope and findings are periodically reviewed in Audit Committee meetings.
i. The Bank has implemented risk management effectively. Bank soundness level both in individual and in consolidation is at level 2 for several periods consisting of an assessment of inherent risk and the quality of risk management implementation (with a risk profile level 2).
j. The Board of Directors and the Board of Commissioners, through the Risk Management Committee, Credit Committee, and Credit Policy Committee, supervise the implementation of risk management policies and strategies, including those related to country risk and transfer risk, as well as the management of non-performing assets, provisions, and reserves in credit risk management.
k. In providing remuneration, the Bank always considers prudent risk taking.
l. Provision of funds to related parties and the large amounts of exposure has complied with the prevailing regulation, and has been reported in a timely manner to OJK.
m. The obligation to prepare reports and submit reports to OJK has performed with the content as required by the prevailing regulation.
n. The revision of the RBB for 2025-2027 have been prepared by the Board of Directors and approved by the Board of Commissioners, and submitted to the OJK on 26 June 2025.
o. As commitment to GCG implementation, the Bank has appointed a consultant to conduct an assessment or review of GCG implementation using benchmarking guidelines in the Southeast Asia region. The Bank's overall score for GCG implementation in 2024 (ASEAN CG Scorecard 2025) was 107.15 points, with the title "Leadership in Corporate Governance" or at Level 5 (>100). This assessment indicates that the Bank's GCG practices have exceeded the performance requirements of Level 1 Assessment (ACGS Structure) and are considered a leading public listed company (Leader) in GCG implementation based on the ASEAN Corporate Governance Scorecard (ACGS) standards.

p. As a form of commitment to Transparency and Governance, on December 8, 2025, the Bank won an award at the 2024 Annual Report Award event organized by the National Committee for Governance Policy.
q. On 28 November 2025, the Bank achieved a platinum rating in the Asia Sustainability Reporting Rating 2024 event organized by the National Center for Corporate Reporting and the Institute of Certified Sustainability Practitioners as a form of appreciation for companies and organizations from within and outside the country that are considered to have excellence in sustainability reporting and prove a commitment to best practices in sustainability governance.
r. On 12 December 2025, the Bank received the 2025 Sustainable Business Integrity Index award from TEMPO Data Science for the implementation of ESG principles and commitment to improving business integrity.

Negative factors under the Bank's governance outcome aspect are as follows:
There are still fines imposed by the regulators towards the late submissions and/or errors in the regulatory reports. In response, the Bank continuously conducts socialization on its commitment to achieve "Zero Penalties" and fosters a more proactive compliance culture. The Bank also conducts the Root Cause Analysis on all the imposed fines and implement follow-up actions, including preventive and corrective measures to mitigate the recurrence of similar issues as much as possible.

REVIEW OF GCG IMPLEMENTATION IN 2025

The Bank has always endeavored to improve the implementation of GCG principles from year to year. During 2025, the Bank took several significant steps with the aim of aligning its operations with global standards as part of the SMBC financial group, namely those related to improving the quality of transparency, and ensuring sustainable growth.

These measures include:
1. Strengthening the effectiveness of governance organs, including the Board of Directors, the Board of Commissioners, and supporting committees, to ensure optimal supervision and management of the Bank, including the preparation and periodic review of the GCG Manual, the Board of Directors Manual and the Board of Commissioners Manual and their supporting Committees, as well as the Bank's Policies and Procedures.
2. Enhancing reporting integrity, in line with the implementation of POJK 15/2024, through strengthening data governance, reporting systems, and assurance functions.
3. Strengthening integrated governance, in accordance with the Bank's role as FCHC, to ensure consistent implementation of risk management, compliance, and internal control across all entities within the financial conglomerate.
4. Reinforcing a culture of integrity and compliance, including the management of conflicts of interest and the prevention of fraud.
5. Integrating sustainability aspects into governance practices to support balanced and responsible long-term growth.

THE IMPLEMENTATION OF GOVERNANCE GUIDELINES OF PUBLIC COMPANIES

In accordance with the Financial Services Authority Regulation (POJK) No. 21/POJK.04/2015 and Circular Letter of the Financial Services Authority (SEOJK) No. 32/SEOJK.04/2015 on Governance Guidelines of Public Companies, the following is the implementation of corporate governance aspects and principles based on the approach of "comply or explain" by the Bank:

Disclosure of the Implementation of Public Company Corporate Governance Guidelines

Assessment of GCG Implementation in 2025

Principle	Recommendation	Compliance	Implementation
Principle 1 Improve the Value of the GMS	1.1 Public company has technical procedures for open and closed voting, which prioritizes independence and shareholders' interests.	Comply	Technical procedures for voting are stipulated in the Bank's Articles of Association and guidelines each time the Bank plans to have a General Meeting of Shareholders. Both documents were published on the Bank's website and KSEI's e-proxy platform.
	1.2 All members of the Board of Directors and the Board of Commissioner of Public Listed Company are present at the Annual GMS.	Comply	The Annual General Meeting of Shareholders was held on April 22, 2025, and was attended by all members of the Company's Board of Commissioners and the Board of Directors, physically or virtually.
	1.3 The summary of the GMS minutes of meeting is available on the Public Listed Company's website for at least one year	Comply	The summary of the GMS minutes of meeting is available on SMBC Indonesia's website.
Principle 2 Enhance the Quality of Communication of Public Companies with Shareholders or Investors	2.1 Public Companies have the policy on communication with the shareholders or investors.	Comply	SMBC Indonesia has a communication policy with shareholders or investors that covers the following matters: 1. Strategy 2. Program 3. Time for communication
	2.2 Public Companies discloses its communication policy with shareholders or investors through the website	Comply	The policy on communication with shareholders is disclosed on the Bank's website. The communication policy is stipulated under the Corporate Governance Manual.
Principle 3 Strengthen the Membership and Composition of the Board of Commissioners	3.1 Determining the number of members of the Board of Commissioners takes into account the condition of the Public Company	Comply	Determining the number of members of the Board of Commissioners by considerations of the need and complexity of the Bank.
	3.2 Determining the composition of members of the Board of Commissioners with attention to the various expertise, knowledge, and experience needed	Comply	The composition of the Board of Commissioners is based on the expertise, professional experience, background to support the effectiveness of duties implementation of the Board of Commissioners.
Principle 4 Enhance the Quality of Duties and Responsibilities Implementation of the Board of Commissioners	4.1 The Board of Commissioners has the policy on self-assessment to evaluate the performance of the Board of Commissioners.	Comply	SMBC Indonesia has the self-assessment policy to evaluate the performance of the Board of Commissioners, covering the following matters: 1. Purpose and objectives of activities and assessment 2. Time of implementation 3. Benchmark or criteria used in assessment The policy is stipulated in the Charter of the Remuneration and Nomination Committee.
	4.2 Self-assessment policy to evaluate the performance of the Board of Commissioners, disclosed through the Annual Report of the Public Company	Comply	The self-assessment policy is stipulated in the Charter of the Remuneration and Nomination Committee, and disclosed in this 2025 Annual Report in the section of Performance Assessment of the Board of Commissioners.
	4.3 The Board of Commissioners has the policy related to the resignation of members of the Board of Commissioners if involved in financial crime.	Comply	Provisions related to the resignation of members of the Board of Commissioners if involved in financial crime is stipulated in the Board of Commissioners' Manual.
	4.4 The Board of Commissioners or Committees in charge of the Nomination and Remuneration function prepares the succession policy in the nomination process of members of the Board of Directors	Comply	The succession policy in the nomination process of members of the Board of Directors is stipulated in the Charter of Remuneration and Nomination Committee.
Principle 5	5.1 Determining the number of members of the Board of Directors with consideration to the conditions of the Public Company and the effectiveness of the decision-making.	Comply	Determining the number of members of the Board of Directors is based on considerations of the needs and complexity of the Bank.
	5.2 Determining the composition of members of the Board of Directors with attention to the various expertise, knowledge, and experience needed	Comply	Composition of the Board of Directors is based on banking knowledge, expertise, professional experience, background to support the effectiveness of duties implementation of the Board of Directors.

Principle	Recommendation	Compliance	Implementation
	5.3 Members of the Board of Directors in charge of accounting or finance have expertise and/or knowledge in accounting	Comply	SMBC Indonesia's Finance Director has the competency in accounting and finance, disclosed in this 2025 Annual Report in the Profile of the Board of Directors section.
Principle 6	6.1 The Board of Directors has the policy on self-assessment to evaluate the performance of the Board of Directors.	Comply	SMBC Indonesia has the self-assessment policy to evaluate the performance of the Board of Directors, among others covering the following: 1. Purpose and objectives of activities and assessment 2. Time of implementation 3. Benchmark or criteria used in assessment The policy is stipulated in the Remuneration and Nomination Committee Charter.
	6.2 Self-assessment policy to evaluate the performance of the Board of Directors is disclosed through the Annual Report of the Public Company	Comply	The self-assessment policy is disclosed in this 2025 Annual Report in the section on Performance Evaluation of the Board of Directors.
	6.3 The Board of Directors has the policy related to the resignation of members of the Board of Directors if involved in financial crime	Comply	Provisions related to the resignation of members of the Board of Directors if involved in financial crime is stipulated in the Board of Directors' Manual.
Principle 7 Improve Corporate Governance Aspect through Stakeholders Participation	7.1 Public Company has the policy to prevent insider trading.	Comply	Provisions on the prevention of insider trading is stipulated in the Procedures Regarding Insider Information and Personal Account Dealing & Investment.
	7.2 Provisions on the prevention of insider trading is stipulated in the Procedures for Ownership of Price Sensitive Information, Investment Transaction and Private Ownership	Comply	SMBC Indonesia retains the procedures on Insider Information and Personal Transactions & Investments that regulate the prevention of insider trading, Ownership of Sensitive Information on Price, Investment Transaction and Private Ownership.
	7.3 Public Company has the policy on the selection and improvement of capabilities of suppliers or vendors	Comply	The policy covers among others of the following: 1. Criteria for selecting vendors 2. Efforts to improve the capabilities of vendors 3. Fulfillment of rights related to vendors Provisions related to selection and improvement of capabilities of suppliers or vendors are disclosed on the Bank's website
	7.4 Public Company has the policy on the fulfillment of creditor's rights	Comply	The policy covers considerations in entering into agreements and follow-ups in meeting obligations to creditors. The policy is disclosed on the Bank's website.
	7.5 Public Company has the policy on whistleblowing system	Comply	The policy on the whistleblowing system includes the following: 1. Types of violation that can be reported through the whistleblowing system. 2. Means of reporting. 3. Protection and guaranteed confidentiality of the whistleblower. 4. Complaints handling 5. The party in charge of handling complaints. 6. Results and follow-up of reports. This policy is disclosed on the Bank's website.
	7.6 Public Company has the policy on providing long-term incentive to the Board of Directors and employees	Comply	The policy on long-term incentives for the Board of Directors and Employees is stipulated in the MESOP (Management of Employee Stock Option) SOP.
Principle 8 Improve Implementation of Information Disclosure	8.1 Public Company makes use of information technology in wider range as the media to information disclosure.	Comply	SMBC Indonesia's official social media accounts: Facebook : SMBCI Twitter : @smbc_indonesia Youtube : @smbc.indonesia LinkedIn : PT Bank SMBC Indonesia Tbk Instagram : @smbc.indonesia
	8.2 Annual Report of Public Company discloses the ultimate beneficial owner in Public Company's share ownership of at least 5%, in addition to disclosing the ultimate beneficial owner in Public Company's share ownership through major and controlling shareholders	Comply	Bank's Annual Report disclosed the ultimate beneficial owner in the ownership of Public Company's shares of at least 5%. Information on this is also disclosed on the Bank's website.

General Meeting of Shareholders (GMS)

LEGAL BASIS

The General Meeting of Shareholders (GMS) is the Company's organ bearing all authorities not delegated to the Board of Commissioners and the Board of Directors. Through the GMS, Shareholders extend their rights in decision-making.

Based on the Bank's Articles of Association, there are 2 (two) types of GMS, the Annual GMS namely the Annual GMS and other GMS, referred to as Extraordinary GMS. The legal basis for extending GMS refers to the following:

1. Law No. 40 of Year 2007 on Limited Liability Companies.
2. Financial Services Authority Regulation No. 15/ POJK.04/2020 on the Plan and Implementation of the General Meeting of Shareholders of Public Companies.
3. Financial Services Authority Regulation No. 14 of 2025 concerning the Electronic General Meeting of Shareholders, General Meeting of Bondholders, and General Meeting of Sukuk Holders.
4. Articles of Association of PT Bank SMBC Indonesia Tbk.

RIGHTS AND RESPONSIBILITIES OF SHAREHOLDERS

SMBC Indonesia provides fair treatment to all shareholders, in accordance with the mandate provided through prevailing laws and regulations such as POJK No. 17 of 2023 regarding Governance Implementation for Commercial Banks. This policy is reflected through the descriptions on rights and responsibilities of the Shareholders, among others, which include the following matters:

1. Shareholders have the rights to attend GMS, either in person or represented by a power of attorney, to respond to the GMS agenda as well as to participate in the decision making in accordance with the number of shares owned.
2. Shareholders have the rights to obtain accurate and adequate information on timely manner related to the Company as long it is related to GMS agenda and not in conflict with the interest of the Company, so that shareholders may take accurate decisions at the GMS.
3. Shareholders have the rights to obtain net profit share in the form of dividend and in other forms profit-share in line with the number of shares owned.
4. Each shareholder is subject to submission and compliance with the Bank's Articles of Association as well as prevailing laws and regulations.
5. Controlling shareholders are obligated to take into account the interests of minority shareholders and other shareholders in accordance with prevailing laws and regulations.
6. Minority shareholders are responsible for using their rights in accordance with prevailing laws and regulations and the Bank's Articles of Association.
7. To disclose the list of related parties, if the shareholder acts as the controlling shareholder of the Bank.

EQUITABLE TREATMENT OF SHAREHOLDERS

The Bank duly considers the interests and rights of its shareholders, including the protection of minority shareholders. Such shareholders' rights include, among others:

1. Receiving timely reports on the Bank's financial condition;
2. Obtaining resolution mechanisms in the event shareholders disagree with the Bank's activities and corporate actions;
3. Exercising voting rights at the GMS; and
4. Receiving dividends based on resolutions of the GMS in accordance with prevailing laws and regulations.

To support the protection of minority shareholders, the Bank has established a communication policy that facilitates shareholders in consulting on the exercise of their rights. In addition, this serves as a means for shareholders to contribute to supporting the Bank's business sustainability.

GMS IMPLEMENTATION IN THE 2025 FINANCIAL YEAR

Throughout 2025, SMBC Indonesia convened 1 (one) General Meeting of Shareholders, namely 1 (one) Annual General Meeting of Shareholders, which was held on 22 April 2025, and attended both physically and virtually by the Shareholders, the Board of Commissioners and the Board of Directors.

Mechanism of GMS Decision Making and Vote Count

The mechanisms of making decisions, voting, and counting the votes are regulated by the GMS procedures as disclosed on the websites of the Bank and PT Kustodian Sentral Efek Indonesia/Indonesian Central Securities Depository (KSEI). All such information is conveyed to the Shareholders.

Each Shareholder or Proxy has the right to question and/or extend an opinion to the Chairman of the meeting prior to the voting session for each meeting agenda. In vote counting, 1 (one) share provides the right of the holder to extend 1 (one) vote. If a shareholder holds more than 1 (one) share, then the concerned shareholder shall have only 1 (one) vote that represents the total number of shares owned.

The decision-making mechanism using open voting is conducted with the Meeting Chairman's request for shareholders and proxies who vote against or abstain on the proposed recommendation to raise their hands. For easier vote counting, shareholders and proxies who vote against or abstain on the proposed recommendation are asked to state their names and the number of cast votes on the ballot provided by the Securities Administration Bureau.

The officer from the Notary will collect the filled-in ballots to be counted. The Notary reports the result of the counting to the Meeting Chairman. During this GMS, the Bank also administers the implementation of electronic power of attorney or E-Proxy.

Shareholders may vote on the proposed agenda items proposed by the Bank without physically attending the GMS venue. The opportunity to vote is provided to shareholders from the invitation date of the notice until the GMS, and the votes cast will be counted with the votes from the shareholders physically present or attending the GMS venue.

Involvement of Independent Parties In Vote Counting

In the implementation of the GMS, the Company has appointed independent parties to calculate the quorum and votes, namely Ashoya Ratam, SH, Mkn as Public Notary as well as PT Datindo Entrycom as the Securities Administration Bureau.

Annual GMS: 22 April 2025

Stages of Implementation

No.	Stages of Implementation	Date
1.	Submission of Notification for Meeting Plan	11 February 2025
2.	Announcement	19 February 2025
3.	Recording in the Register of Shareholders	26 March 2025
4.	Invitation	27 March 2025 and 16 April 2025
5.	Implementation	22 April 2025
6.	Submission of Results	23 April 2025

Participants of the Annual GMS

Participants who attended the meeting in person are as follows:

Name	Position
Board of Commissioners	
Chow Ying Hoong	President Commissioner
Takeshi Kimoto	Commissioner
Ninik Herlani Masli Ridhwan	Independent Commissioner
Onny Widjanarko	Independent Commissioner
Edmund Tondobala	Independent Commissioner
Marita Alisjahbana	Independent Commissioner
Ongki Wanadjati Dana	Commissioner

General Meeting of Shareholders (GMS)

Name	Position
Board of Directors	
Henoch Munandar	President Director
Kaoru Furuya	Deputy President Director
Darmadi Sutanto	Deputy President Director
Dini Herdini	Compliance Director
Atsushi Hino	Director
Keishi Kobata	Director
Merisa Darwis	Director
Hanna Tantani	Director

Agenda, Resolution, and Realization of the Annual GMS

Agenda	Resolution
Agenda 1	
Ratification and Approval of the Financial Statements and Annual Report for the 2024 financial year, including without limitation to: a. The Implementation of Good Corporate Governance Report; b. Supervisory Duties Report of the Board of Commissioners; and c. Release and Discharge (volledig acquit et de charge) of the members of the Board of Directors and the Board of Commissioners serving for the 2024 financial year.	1. Approved the Annual Report of the Company's Board of Directors for the 2024 financial year; 2. Approved the Implementation of Good Corporate Governance (GCG) Report for the 2024 financial year; 3. Approved the Annual Supervisory Report of the Board of Commissioners for the 2024 financial year; 4. Ratified the Company's Consolidated Financial Statements for the 2024 financial year, which have been audited by the Registered Public Accountants Firm Siddharta Widjaja & Rekan, with fair opinion, in its report No. 00048/2.1005/AU.I/07/1212-3/I/II/2025 dated 28 February 2025; and 5. Acquit and discharge (volledig acquit et de charge) to all members of the Board of Directors and the Board of Commissioners for management and supervisory actions performed during the 2024 financial year, to the extent such actions are reflected in the Annual Report and Financial Statements and in accordance with prevailing laws and regulations.
Voting results	Affirmative : 9,814,660,170 shares or 99.9955519% Non-Affirmative : 135,485 shares or 0.0013804% Abstain : 301,100 shares or 0.0030677% Decision Making : Majority Vote
Realization/Follow-up	Carried out and followed-up according to the resolution of the GMS.
Agenda 2	
Determination on the Appropriation of the Company's Net Profit for the financial year ended December 31, 2024.	Approved the appropriation of the Company's Net Profit for the 2024 financial year amounting to Rp2,812,985,939,605.00 (two trillion eight hundred twelve billion nine hundred eighty-five million nine hundred thirty-nine thousand six hundred five rupiah) as follows: 1. Distributed to Shareholders in the form of dividends amounting to 20% of Net Profit or approximately Rp562,597,188,162.00 (five hundred sixty two billion five hundred ninety seven million one hundred eighty eight thousand one hundred sixty two rupiah) or approximately Rp52.846144577 (fifty two point eight four six one four four five seven seven rupiah) per share (gross). Furthermore, authorized the Board of Directors of the Company with substitution rights to determine the schedule and procedures for the distribution of dividends for the 2024 financial year in accordance with applicable provisions; 2. Not allocated to mandatory reserves, considering that the minimum mandatory reserve requirement as stipulated under the Limited Liability Company Law, being at least 20% (twenty percent) of the Company's issued and paid-up capital, has been fulfilled; 3. Determined that the remaining Net Profit for the 2024 financial year after deducting the Dividend allocation shall be recorded as the Company's Retained Earnings.
Voting results	Affirmative : 9,814,660,170 shares or 99.9955519% Non-Affirmative : 135,485 shares or 0.0013804% Abstain : 301,100 shares or 0.0030677% Decision Making : Majority Vote
Realization/Follow-up	Carried out and followed-up according to the resolution of the GMS.

Agenda	Resolution
Agenda 3	
Changes in the composition of the Board of Directors of the Company.	1. Reappointment (1) Reappointed HENOCH MUNANDAR as President Director of the Company; (2) Reappointed DINI HERDINI as Compliance Director of the Company; (3) Reappointed ATSUSHI HINO as Director of the Company; (4) Reappointed MERISA DARWIS as Director of the Company; and (5) Reappointed HANNA TANTANI as Director of the Company; Each for a term of office commencing from the closing of the Annual GMS in 2025 and ending at the closing of the Annual GMS to be held in 2028, without prejudice to the right of the GMS or other prevailing laws and regulations to dismiss them at any time prior to the expiration of their respective terms of office. 2. Not Reappointed (1) Accepted the statement of KAORU FURUYA not to be reappointed as Deputy President Director of the Company; (2) Accepted the statement of DARMADI SUTANTO not to be reappointed as Deputy President Director of the Company; and (3) Accepted the statement of KEISHI KOBATA not to be reappointed as Director of the Company; Each effective as of the closing of the Annual GMS in 2025, and the Company hereby expresses its highest appreciation for their dedication, contribution, and leadership during their tenure with the Company. 3. New Appointments (1) Appointed JUN SAITO as Deputy President Director of the Company, effective upon obtaining complete work permit and limited stay permit; (2) Appointed MICHELLINA LAKSMI TRIWARDHANY as Deputy President Director of the Company, effective upon obtaining approval from OJK; and (3) Appointed YUKI TERAYAMA as Director of the Company, effective upon obtaining complete work permit and limited stay permit; Each for a term of office ending at the closing of the Annual GMS to be held in 2028, without prejudice to the right of the GMS or other prevailing laws and regulations to dismiss them at any time prior to the expiration of their respective terms of office. Accordingly, the composition of the Board of Directors of the Company as of the closing of the Meeting is as follows:

Position	Name
President Director	Henoch Munandar
Deputy President Director	Jun Saito*
Deputy President Director	Michellina Laksmi Triwardhany**
Compliance Director	Dini Herdini
Director	Atsushi Hino
Director	Yuki Terayama***
Director	Merisa Darwis
Director	Hanna Tantani

* Jun Saito shall be effective upon obtaining complete work permit and limited stay permit.
** Michellina Laksmi Triwardhany shall be effective upon obtaining approval from OJK.
*** Yuki Terayama shall be effective upon obtaining complete work permit and limited stay permit.

4. Granted authority and power to the Board of Directors of the Company to determine the effective date of the appointments of JUN SAITO, MICHELLINA LAKSMI TRIWARDHANY and YUKI TERAYAMA, after all requirements have been fulfilled, without requiring further GMS resolution.

5. Granted full power and authority to the Board of Directors of the Company with substitution rights to restate the resolutions of the Third Agenda into a Notarial deed and to submit all related documents to the competent authorities, including but not limited to the Ministry of Law and Human Rights, and for such purpose to take necessary actions in accordance with the Company's Articles of Association and the prevailing Bank Indonesia and OJK Regulations.

Voting results	Affirmative : 9,814,660,170 shares or 99.9955519% Non-Affirmative : 135,485 shares or 0.0013804% Abstain : 301,100 shares or 0.0030677% Decision Making : Majority Vote
Realization/Follow-up	Carried out and followed-up according to the resolution of the GMS.

General Meeting of Shareholders (GMS)

<table>
<tr><th>Agenda</th><th>Resolution</th></tr>
<tr><td>Agenda 4</td><td></td></tr>
<tr><td>Changes in the composition of the Board of Commissioners of the Company.</td><td>1. Reappointment
(1) Reappointed CHOW YING HOONG as President Commissioner of the Company;
(2) Reappointed TAKESHI KIMOTO as Commissioner of the Company;
(3) Reappointed NINIK HERLANI MASLI RIDHWAN as Independent Commissioner of the Company;
(4) Reappointed ONNY WIDJANARKO as Independent Commissioner of the Company; and
(5) Reappointed MARITA ALISJAHBANA as Independent Commissioner of the Company;

Each for a term commencing from the closing of the Annual GMS in 2025 and ending at the closing of the Annual GMS to be held in 2028, without prejudice to the right of the GMS or other prevailing laws and regulations to dismiss them at any time prior to the expiration of their respective terms.

2. Not Reappointed
(1) Accepted the statement of EDMUND TONDOBALA not to be reappointed as Independent Commissioner; and
(2) Accepted the statement of ONGKI WANADJATI DANA not to be reappointed as Commissioner;

Each effective as of the closing of the Annual GMS in 2025, and the Company expresses its highest appreciation for their dedication and contribution.

3. New Appointment
(1) Appointed KUSUMANINGTUTI SANDRIHARMY SOETIONO as Independent Commissioner;

Effective from the closing of the 2025 Annual GMS until the closing of the Annual GMS to be held in 2028. without prejudice to the rights of the GMS or applicable laws and regulations to dismiss her at any time prior to the expiry of her term of office.

Accordingly, the composition of the Company's Board of Commissioners as of the closing of the Meeting is as follows:

<table>
<tr><th>Position</th><th>Name</th></tr>
<tr><td>President Commissioner</td><td>Chow Ying Hoong</td></tr>
<tr><td>Commissioner</td><td>Takeshi Kimoto</td></tr>
<tr><td>Independent Commissioner</td><td>Ninik Herlani Masli Ridhwan</td></tr>
<tr><td>Independent Commissioner</td><td>Onny Widjanarko</td></tr>
<tr><td>Independent Commissioner</td><td>Kusumaningtuti Sandriharmy Soetiono</td></tr>
<tr><td>Independent Commissioner</td><td>Marita Alisjahbana</td></tr>
</table>
4. Granted full power and authority to the Board of Directors with substitution rights to restate the resolutions of this Fourth Agenda into a Notarial deed and submit related documents to the competent authorities.</td></tr>
<tr><td>Voting results</td><td>Affirmative : 9,814,660,170 shares or 99.9955519%
Non-Affirmative : 135,485 shares or 0.0013804%
Abstain : 301,100 shares or 0.0030677%
Decision Making : Majority Vote</td></tr>
<tr><td>Realization/Follow-up</td><td>Carried out and followed-up according to the resolution of the GMS</td></tr>
</table>

Agenda	Resolution
Agenda 5	
Determination of remuneration for the Board of Directors and the Board of Commissioners.	1. Approved and determined the total honorarium and allowances for the Board of Commissioners for the 2025 financial year in an amount not exceeding Rp37,000,000,000.00 (thirty-seven billion rupiah) gross before income tax; 2. Approved and determined the total salaries and allowances for the 2025 financial year as well as bonuses for services rendered in the financial year ended 31 December 2024, to be paid in 2025, in an amount not exceeding Rp152,000,000,000.00 (one hundred fifty-two billion rupiah) gross before income tax; 3. Granted authority to the President Commissioner to determine the allocation of honorarium and allowances for each member of the Board of Commissioners by taking into account the recommendation of the Remuneration and Nomination Committee; 4. Granted authority to the Board of Commissioners to determine salaries, allowances, tantiem and/or bonuses for each member of the Board of Directors by taking into account the recommendation of the Remuneration and Nomination Committee.
Voting results	Affirmative : 9,814,660,170 shares or 99.9955519% Non-Affirmative : 135,485 shares or 0.0013804% Abstain : 301,100 shares or 0.0030677% Decision Making : Majority Vote
Realization/Follow-up	Carried out and followed-up according to the resolution of the GMS.
Agenda 6	
Appointment of Public Accountant and/or Public Accountant Firm for 2025.	1. Approved the appointment of Siddharta Widjaja & Rekan as Public Accountant Firm (KAP) and Novie as Public Accountant registered with OJK to audit the Company's Financial Statements for the financial year ending 31 December 2025; 2. Authorized the Board of Commissioners of the company to determine terms and conditions as well as the audit fees of the Public Accountant Firm as referred to in number 1 above by taking into account the recommendation of the Audit Committee of the Company; Authorized the Board of Commissioners of the Company to appoint a Substitute Public Accountant Firm and/or Substitute Public Accountant in the case of the appointed Public Accountant Firm and/or Public Accountant in accordance to the resolution of the General Meeting of Shareholders for any reason failed to complete/implement the audit of financial statements as per 31 December 2025 as well as to determine the honorarium and other terms applicable to the appointment of a substitute Public Accountant Firm and/or Public Accountant as the above mentioned.
Voting results	Affirmative : 9,814,660,170 shares or 99.9955519% Non-Affirmative : 135,485 shares or 0.0013804% Abstain : 301,100 shares or 0.0030677% Decision Making : Majority Vote
Realization/Follow-up	Carried out and followed-up according to the resolution of the GMS.
Agenda 7	
Approval of the Company's Recovery Plan.	1. Approved the update of the Bank's 2024 Recovery Plan as presented at the Meeting; 2. Authorized the President Commissioner to sign the updated Recovery Plan together with the President Director and Controlling Shareholder; 3. Authorized the Board of Directors of the Company to conduct any action deemed proper and necessary relation to this agenda.
Voting results	Affirmative : 9,814,660,170 shares or 99.9955519% Non-Affirmative : 135,485 shares or 0.0013804% Abstain : 301,100 shares or 0.0030677% Decision Making : Majority Vote
Realization/Follow-up	Carried out and followed-up according to the resolution of the GMS.
Agenda 8	
Amendments to the Company's Articles of Association.	1. Approved the amendment to the Company's Articles of Association by adding provisions concerning Financial Conglomeration set forth in the GMS material, which will be effective after OJK approves the appointment and to determine the Company as Operational Financial Conglomerate Holding Company (PIKK); 2. Authorized the Board of Directors of the Company with the right of substitution to stipulated the resolution of GMS's agenda into a notarial deed and submit all relevant documents to any government agencies or authorities including but not limited to the Ministry of Law of the Republic of Indonesia, and to take necessary actions in order to carry out the above-mentioned purposes in accordance with the Articles Association of the Company, Bank Indonesia regulation and/or OJK regulation.
Voting results	Affirmative : 9,814,660,170 shares or 99.9955519% Non-Affirmative : 135,485 shares or 0.0013804% Abstain : 301,100 shares or 0.0030677% Decision Making : Majority Vote
Realization/Follow-up	Carried out and followed-up according to the resolution of the GMS.

General Meeting of Shareholders (GMS)

Agenda	Resolution
Agenda 9	
a. Bank Business Plan Report; b. Resolution Plan Report; c. Sustainable Finance Action Plan Report; d. Report on the Realization of the Use of Fund from: 1. Implementation of Capital Increase with Pre-emptive Rights II; 2. Implementation of Public Offering of Shelf Registered Bond V Bank BTPN Phase I Year 2024; and 3. Implementation of Public Offering of Shelf Registered Bond V Bank SMBC Indonesia Phase II Year 2024.	1. Bank Business Plan; 2. Resolution Plan; 3. Sustainable Finance Action Plan; and 4. Realization of the Use of Fund from: 1. Implementation of Capital Increase with Pre-emptive Rights II; 2. Implementation of Public Offering of Shelf Registered Bond V Bank BTPN Phase I Year 2024; and 3. Implementation of Public Offering of Shelf Registered Bond V Bank SMBC Indonesia Phase II Year 2024.
Voting results	Not applicable as this agenda was a report presentation.

Previous Year's GMS

Resolution and Realization of the Annual GMS dated 21 March 2024

Agenda	Resolution
Agenda 1	
Ratification and Approval of the Financial Statements and Annual Report for the 2023 financial Year, including without limitation to: a. The Implementation of Good Corporate Governance Report; b. Supervisory Duties Report of the Board of Commissioners; c. Release and Discharge (Volledig Acquit et de Charge) of Board of Directors and Board of Commissioners for the 2023 financial year.	a. Approved the Annual Report of the Company's Board of Directors for the 2023 financial year; b. Approved the Implementation of Good Corporate Governance Report for the 2023 financial year; c. Approved the Annual Supervisory Report of the Board of Commissioners for the 2023 financial year; d. Approved the Company's Consolidated Financial Statements for the 2023 financial year, which has been audited by the Registered Public Accountants Firm by Siddharta Widjaja & Rekan, with unmodified opinion, in its report No. 00037/2.1005/AU.1/07/1212-2/I/II/2024 dated 22 February 2024; and e. Acquit and discharge (volledig acquit en de charge) all members of Board of Directors and Board of Commissioners of the Company for all actions taken by them in management and supervision of the Company during the 2023 financial year provided that the management and supervision actions were reflected in the Company's Annual Report and Financial Statements for the 2023
Voting results	Affirmative : 7,227,434,842 shares or 99.9999599% Non-Affirmative : 100 shares or 0.0000014% Abstain : 2,800 shares or 0.0000387% Decision Making : Majority Vote
Realization/Follow-up	Carried out and followed-up according to the resolution of the GMS.

Agenda	Resolution
Agenda 2	
Determination on the Appropriation of the Company's Net Profit for the financial year ended on December 31, 2023.	To approve the determination of the Use of the Company's Net Profit for the 2023 financial year of Rp2,358,334,505,526 (two trillion three hundred fifty-eight billion three hundred thirty-four million five hundred five thousand five hundred twenty-six rupiah) as follows: 1. Distributed to shareholders in the form of dividends of 20% (twenty percent) of Net Profit or approximately Rp471,666,901,105 (four hundred seventy-one billion six hundred sixty-six million nine hundred one thousand one hundred five rupiah) or approximately Rp44,304837942 (forty-four point three zero four eight three seven nine four two rupiah) per share (gross); 2. Allocated or booked funds of Rp10,356,524,308 (ten billion three hundred fifty-six million five hundred twenty-four thousand three hundred eight rupiah) as Mandatory Reserve Fund to fulfill the provisions of Article 70 of the Limited Liability Company Law. Thus, the Company's Mandatory Reserve Fund, which originally was Rp32,596,427,476 (thirty-two billion five hundred ninety-six million four hundred twenty-seven thousand four hundred seventy-six rupiah), will increase to Rp42,952,951,784 (forty two billion nine hundred fifty-two million nine hundred fifty-one thousand seven hundred eighty-four rupiah), or equal to 20% (twenty percent) of the Company's issued and paid-up capital for 2024; 3. Determined that the remaining Company's Net Profit for the 2023 financial year after deducting the allowance for Dividend Funds and Mandatory Reserve Funds, will be recorded as the Company's Retained Earnings.
Voting results	Affirmative : 7,227,434,842 shares or 99.9999599% Non-Affirmative : 100 shares or 0.0000014% Abstain : 2,800 shares or 0.0000387% Decision Making : Majority Vote
Realization/Follow-up	Carried out and followed-up according to the resolution of the GMS.
Agenda 3	
Determination on salary, allowance, tantiem and/ or bonus to the Board of Directors and determination on honorarium and allowances to the Board of Commissioners of the Company.	1. Approved to determine the total honorarium and allowances for the Company's Board of Commissioners in 2024 in a total amount not exceeding Rp35,000,000,000 (thirty-five billion rupiah) gross before being deducted by Income Tax; 2. Approved to determine the total amount of salaries and allowances for the 2024 financial year as well as bonuses for the Board of Directors for services rendered in the financial year ended December 31, 2023, which will be paid in 2024, in a total amount not exceeding Rp143,000,000,000 (one hundred forty-three billion rupiah) gross before being deducted by Income Tax; 3. Approved to authorize the Company's President Commissioner to determine the portion of honorarium and benefits for the 2024 financial year for each member of the Company's Board of Commissioners. This authority is executed by taking into account the recommendations of the Remuneration and Nomination Committee; 4. Approved to authorize the Company's Board of Commissioners to determine the salary and benefits for each member of the Company's Board of Directors for the 2024 financial year as well as tantiem and/or bonus for each member of the Company's Board of Directors for services rendered in the financial year ended 31 December 2023, to be paid in 2024. This authority is executed by taking into account the recommendations of the Remuneration and Nomination Committee.
Voting results	Affirmative : 7,227,415,142 shares or 99.9996873% Non-Affirmative : 19,800 shares or 0.0002740% Abstain : 2,800 shares or 0.0000387% Decision Making : Majority Vote
Realization/Follow-up	Carried out and followed-up according to the resolution of the GMS.
Agenda 4	
Appointment of Public Accountant and/or Public Accountant Firm for the 2024 financial year and determination of honorarium as well as other requirements in relation to the appointment.	1. Approved the appointment of Siddharta Widjaja & Rekan as the Public Accounting Firm (KAP) and Novie as a Public Accountant who has been registered with the Financial Services Authority. KAP Siddharta Widjaja & Rekan will audit the Company's financial statements for the 2024 financial year. 2. Authorized the Company's Board of Commissioners to determine the terms and conditions and audit fees of the Public Accountant Firm as referred to in letter A above by taking into account the recommendations of the Company's Audit Committee. 3. Authorized the Board of Commissioners to appoint a Substitute Public Accountant Firm and/or Substitute Public Accountant if the Public Accountant Firm that has been appointed in accordance with the General Meeting of Shareholders' resolution for any reason is unable to complete/conduct the audit of the December 31, 2024 Financial Statements, including determining the amount of honorarium and other requirements concerning the appointment of the Substitute Public Accountant Firm and/or Substitute Public Accountant.
Voting results	Affirmative : 7,227,434,842 shares or 99.9999599% Non-Affirmative : 100 shares or 0.0000014% Abstain : 2,800 shares or 0.0000387% Decision Making : Majority Vote
Realization/Follow-up	Carried out and followed-up according to the resolution of the GMS.

General Meeting of Shareholders (GMS)

Agenda	Resolution
Agenda 5	
Amendments to the Company's Articles of Association in the context of adjustments to the Financial Services Authority Regulation No. 17 of 2023 concerning the Implementation of Governance for Commercial Banks.	1. Approved the amendments to the Company's Articles of Association in the context of adjustments to the Financial Services Authority Regulation No. 17 of 2023 concerning the Implementation of Governance for Commercial Banks by amending several articles in the Company's Articles of Association, as aired in the Meeting; 2. Granted full power and authority to the Company's Board of Directors with the right of substitution to restate the resolutions in the Meeting Agenda, including restating all provisions of the Company's Articles of Association into a Notarial deed (deed) and submitting all related documents to the competent authorities, including but not limited to the Ministry of Law and Human Rights, and for this purpose take the necessary actions in accordance with the Company's Articles of Association, Bank Indonesia and OJK Regulations.
Voting results	Affirmative : 7,227,434,842 shares or 99.9999599% Non-Affirmative : 100 shares or 0.0000014% Abstain : 2,800 shares or 0.0000387% Decision Making : Majority Vote
Realization/Follow-up	Carried out and followed-up according to the resolution of the GMS.
Agenda 6	
Company Reports The Company will submit the Company's Reports to the Shareholders regarding: a. Bank Business Plan; b. Sustainable Finance Action Plan; c. Recovery Plan of the Company; and d. Company's Investment Plan and/or Implementation of CXO System.	No decision was made because this agenda item was the presentation of reports, namely: a. Bank Business Plan; b. Sustainable Finance Action Plan; c. Recovery Plan of the Company; and d. Company's Investment Plan and/or Implementation of CXO System.
Voting results	This Agenda is a Report. Therefore, no votes will be counted

Resolution and Realization of the Extraordinary GMS dated 29 August 2024

Agenda	Resolution
Agenda 1	
Amendment to the Company's Articles of Association.	1. Approved the change of the Company's name from "PT BANK BTPN Tbk" to "PT Bank SMBC Indonesia Tbk," and therefore amended Article 1 paragraph (1) of the Company's Articles of Association; 2. Authorized the Company's Board of Directors to conduct matters deemed good and necessary related to the implementation of the Company's branding transformation, including but not limited to: a. Restated the resolutions in the First Agenda of the Extraordinary GMS and rearranged the Company's AOA into a notarial deed(s) and filed all relevant documents to the competent authorities, including but not limited to the Ministry of Law and Human Rights; b. Determined the date of implementation of the use of the Company's name after obtaining approval from OJK and/or other authorities. And for this purpose, to take the necessary actions in accordance with the Company's Articles of Association, Bank Indonesia and OJK Regulations, as well as, as long as it is carried out with full regard to the prevailing laws and regulations.
Voting results	Affirmative : 9,814,623,575 shares or 99.9969434% Non-Affirmative : 0 shares or 0.0000000% Abstain : 300,000 shares or 0.0030566% Decision Making : Majority Vote
Realization/Follow-up	Carried out and followed-up according to the resolution of the GMS.

Agenda	Resolution
Agenda 2	
Changes in the composition of the Company's Board of Commissioners	1. Appointed Marita Alisjahbana as the Company's Independent Commissioner, effective after obtaining OJK approval and will expire at the closing of the Company's Annual GMS to be held in 2025, without prejudice to the rights of the GMS or other applicable laws and regulations to dismiss her at any time before her term of office ends. Thus, the composition of the Company's Board of Commissioners since the closing of the Extraordinary GMS will be as follows:

Position	Name
President Commissioner	Chow Ying Hoong
Commissioner	Takeshi Kimoto
Independent Commissioner	Ninik Herlani Masli Ridhwan
Independent Commissioner	Onny Widjanarko
Independent Commissioner	Edmund Tondobala
Commissioner	Ongki Wanadjati Dana
Independent Commissioner	Marita Alisjahbana*

* Marita Alisjahbana will effectively serve as the Company's Independent Commissioner after obtaining the approval of OJK.

2. Authorized the Company's Board of Directors to determine the effective date of appointment of Marita Alisjahbana in connection with the relevant OJK approval without the need for a resolution of the General Meeting of Shareholders.
3. Granted full power and authority to the Company's Board of Directors with the right of substitution to restate the resolutions in the Second Agenda of the Extraordinary GMS into a Notarial deed and filed all related documents to the competent authorities, including but not limited to the Ministry of Law and Human Rights, and for such purpose take necessary actions in accordance with the Company's Articles of Association, Bank Indonesia and OJK Regulations.

Voting results	Affirmative : 9,814,623,575 share or 99.9969434% Non-affirmative : 0 share or 0.0000000% Abstain : 300,000 share or 0.0030566% Decision Making : Majority Vote
Realization/Follow-up	Carried out and followed-up according to the resolution of the GMS.

Ultimate and Controlling Shareholders

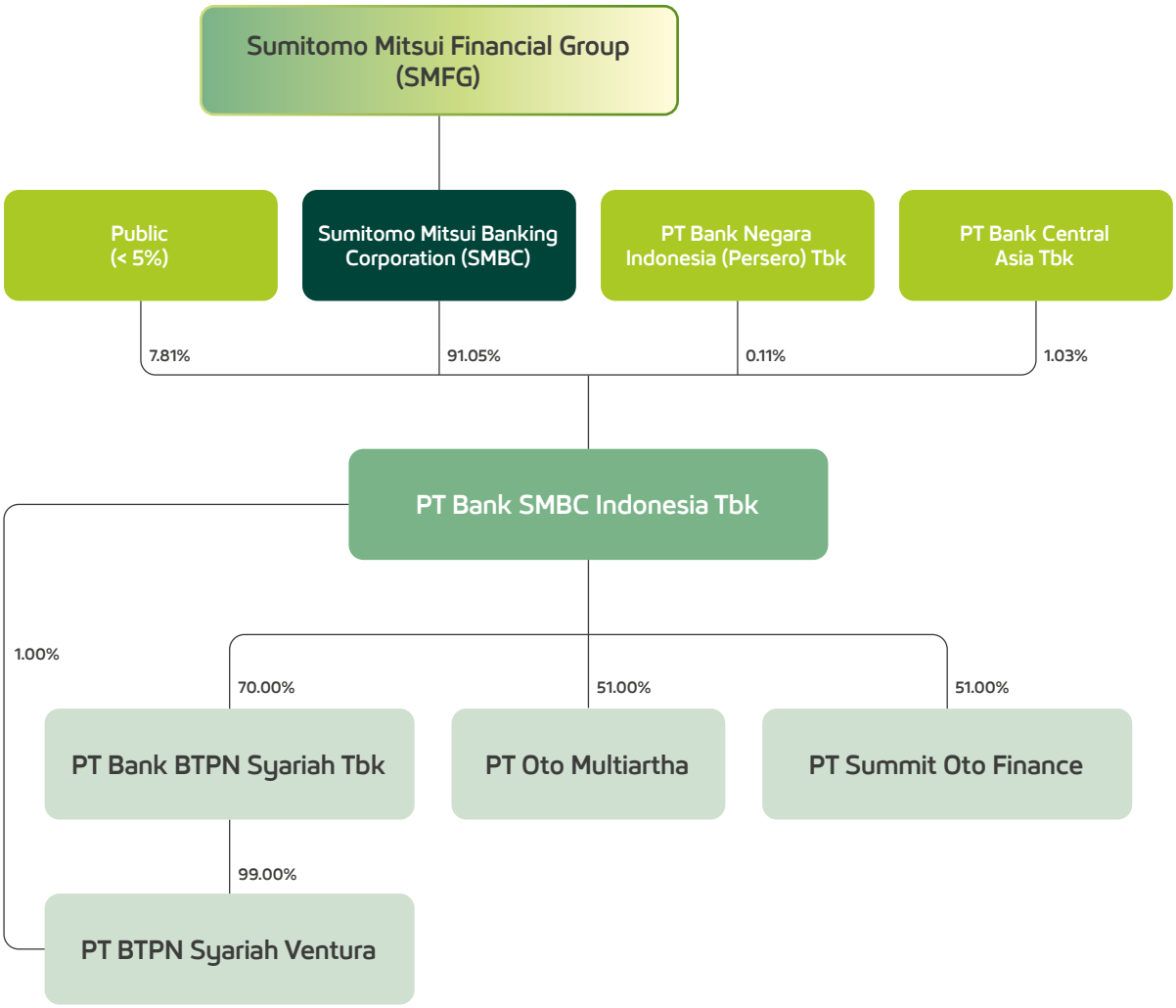

As of 31 December 2025

Note:

Ultimate Shareholders

Controlling Shareholders

Board of Commissioners

The Board of Commissioners is an organ of the Company that is responsible for supervising the Company's policies and providing advice to the Board of Directors. The duties, responsibilities, and other authorities of the Board of Commissioners are regulated by the prevailing laws and regulations, including Financial Services Authority Regulation No. 33/POJK.04/2014 on the Board of Directors and Board of Commissioners of Issuers or Public Companies and Law No. 40 of 2007 on Limited Liability Companies.

The Board of Commissioners is appointed and dismissed by the General Meeting of Shareholders (GMS) based on the Remuneration and Nomination Committee's recommendation. The appointment is effective from the date stipulated in the GMS that appoints the member of the Board of Commissioners and ends at the closing of the 3rd (third) annual GMS after the date of appointment. The composition of the Board of Commissioners is determined by considering the Bank's needs and complexity. The composition of the Board of Commissioners is based on expertise, professional experience, and background.

LEGAL BASIS

Provisions on the Board of Commissioners, among others, are regulated in Law No. 40 of the year 2007 on Limited Liability Companies and the Financial Services Authority Regulation No. 33/POJK.04/2014 on the Board of Directors and the Board of Commissioners of Issuers or Public Companies, including the Articles of Association of the Company.

All provisions above require companies under the jurisdiction of Indonesian law to have a Board of Commissioners. The duties of the Board of Commissioners are to oversee management policy and management process within the company as well as to supervise and provide suggestions/advice to the Board of Directors.

In addition, SMBC Indonesia also prepared a code of ethics and BOC Manual as a reference for members of the BOC in carrying out their duties and responsibilities, in addition to the laws and regulations as mentioned above.

CRITERIA OF THE BOARD OF COMMISSIONERS

In line with prevailing provisions, members of the Board of Commissioners are required to pass the Fit and Proper Test prior to performing their duties. The Bank's management must meet the requirements of integrity, competence and financial reputation in accordance with OJK regulation No. 27/POJK.03/2016 concerning the assessment of capability and appropriateness for the main parties of financial services institutions. As of 31 December 2025, all members of the Board of Commissioners complied with the requirement of passing the fit and proper test.

INDEPENDENCY OF THE BOARD OF COMMISSIONERS

On the subject of the independence of the Board of Commissioners, SMBC Indonesia complied with prevailing laws and regulations, among others, including the following:

1. Members of SMBC Indonesia's Board of Commissioners have fulfilled the number, composition, criteria, and independency in accordance with provisions of the Financial Services Authority (OJK).
2. The Board of Commissioners consisted of 6 (six) members with 4 (four) members or 50% Independent Commissioners. This number complied with regulatory requirements, among others, as stipulated in OJK Regulation Number 17 of 2023 on the Governance Implementation in Commercial Banks which states the minimum number of Independent Commissioners is 50% of the total members of the Board of Commissioners.
3. Replacement and appointment of members of the Board of Commissioners have taken into account the recommendations from the Remuneration and Nomination Committee.
4. Each member of the Board of Commissioners did not have family relations up to the second degree with other members of the Board of Commissioners and/or members of the Board of Directors.
5. Members of the Board of Commissioners did not have concurrent positions beyond what is allowed in OJK Regulation.

Board of Commissioners

At the time of the fit and proper test, members of the Bank's Board of Commissioners signed the statement related to corporate governance implementation. This statement is updated annually and was last updated for the end of December 2025 position.

BOARD OF COMMISSIONERS MANUAL

In carrying out its duties and responsibilities, the Board of Commissioners refers to the Board of Commissioners Manual. The BOC Manual is periodically reviewed and updated in accordance with prevailing laws and regulations. The most recent review of the Board of Commissioners Manual was conducted on 31 December 2025.

Based on review results, the content of the Manual of the Board of Commissioners is as follows:

1. Organization
2. Independent Commissioner
3. Functions of the President Commissioner
4. Duties, Responsibilities, and Authorities
5. Authority Arrangement and Decision Procedure of the Board of Commissioners
6. Establishment of Committees
7. Ethical Values of Board of Commissioners Members
8. Meetings
9. Board of Commissioners Accountability
10. Training
11. Prohibition of the Board of Commissioners
12. Board of Commissioners Performance Evaluation
13. Working Relationship between the Board of Directors and the Board of Commissioners
14. Authority of the Financial Services Authority
15. Review of the Manual

COMPOSITION OF THE BOARD OF COMMISSIONERS

The Bank's Board of Commissioners consisted of 6 (six) members, not exceeding the Board of Directors 8 (eight) members, with 4 (four) of the 6 (six) members, or 50% of the Board of Commissioners were Independent Commissioners. The majority of members of the Board of Commissioners were Indonesian citizens and residing in Indonesia.

Name	Position	Term of Office	Legal Basis of Appointment
Chow Ying Hoong	President Commissioner	2019-2022 2022-2025 2025-2028	• Appointed as Vice President Commissioner since 1 February 2019, and reappointed through the Annual GMS dated 15 February 2019. • Appointed as the President Commissioner through the Extraordinary GMS on 18 November 2020, and reappointed through the Annual GMS on 21 April 2022 and 22 April 2025.
Takeshi Kimoto	Commissioner	2019-2022 2022-2025 2025-2028	Appointed as Commissioner effective since 1 February 2019, and reappointed through the Annual GMS on 15 February 2019, 21 April 2022 and 22 April 2025.
Ninik Herlani Masli Ridhwan	Independent Commissioner	2019-2022 2022-2025 2025-2028	Appointment as Independent Commissioner effective since 1 February 2019, and reappointed through the Annual GMS on 15 February 2019, 21 April 2022 and 22 April 2025.
Onny Widjanarko	Independent Commissioner	2023-2025 2025-2028	• Appointed as Independent Commissioner through the Annual GMS on 13 April 2023, and effective since 8 May 2023. • Reappointed as Independent Commissioner through the Annual GMS on 22 April 2025.
Kusumaningtuti Sandriharmy Soetiono	Independent Commissioner	2025-2028	Appointed as Independent Commissioner through the Annual GMS on 22 April 2025.
Marita Alisjahbana	Independent Commissioner	2024-2025 2025-2028	• Appointed as Independent Commissioner through the Extraordinary GMS on 29 August 2024, and effective since 2 September 2024. • Reappointed as Independent Commissioner through the Annual GMS on 22 April 2025.

ORIENTATION FOR THE BOARD OF COMMISSIONERS

SMBC Indonesia ensures that each newly appointed member of the Board of Commissioners is provided with the necessary information regarding the Bank to properly carry out his/her duties and responsibilities. The Corporate Secretary is tasked with providing the information needed by the Board of Commissioners members.

For this purpose, the Bank has an orientation program for new members of the Board of Commissioners. This program aims to provide an overview of business activities, the Bank's future plans, work guidelines, and other matters that are part of the Board of Commissioners' responsibilities.

Through the orientation program, new members of the Board of Commissioners are expected to work in harmony with the Bank's other Governance organs. Furthermore, as part of the orientation program, the Corporate Secretary unit provides the required documents, for example:

1. Bank's Vision and Mission
2. Bank's Code of Ethics
3. Bank's Organizational Structure
4. Bank's Articles of Association
5. Bank's Policies and Procedures
6. Board of Commissioners' Manual (BOC Manual) and Board of Commissioners' Committee Charter
7. Bank's Annual Reports
8. Bank's Business Plan

In 2025, there was 1 (one) new member of the Board of Commissioners, namely Kusumaningtuti Sandriharmy Soetiono, who was appointed and became effective as Independent Commissioner of SMBC Indonesia as of the Annual GMS on 22 April 2025. The said member of the Board of Commissioners has undertaken an orientation program in accordance with the Bank's prevailing provisions.

DUTIES AND RESPONSIBILITIES OF THE BOARD OF COMMISSIONERS

In general, the Board of Commissioners retains the following duties and responsibilities, among others:

1. BOC shall ensure the actual implementation of Good Corporate Governance ("GCG") in the Bank business activities at all levels or organizational hierarchies.
2. BOC performs supervisory functions towards the Bank's policies and course of management by the Board of Directors, provides advice to the Board of Directors, and is responsible for such supervision, in accordance with the Bank's objectives as stipulated in the provisions of laws and regulations, the articles of association and GMS decisions.
3. To direct, monitor and evaluate the implementation of integrated governance, risk management and compliance as well as the Bank's strategic policies.
4. To provide adequate time to perform their duties and responsibilities in an optimum manner.
5. To carry out supervision towards the follow up of the Board of Directors to audit findings or inspection and recommendations from the Company internal audit working unit, external auditor, the inspection results of the Financial Services Authorities and/or the inspection results of other authority and institution.
6. BOC is authorized to approve the Business Plan submitted by BOD and has to monitor and evaluate the implementation of the Bank's Business Plan.
7. The BOC must supervise the implementation of internal control policies and procedures in the Bank's financial reporting process, the results of which are documented in the Supervision Report on the Bank's Business Plan twice a year (semi annually).
8. In conducting the supervision as referred to in point b, the Board of Commissioners shall be prohibited from being involved in decision-making on the Company's operational activities, except for :
   a. The provision of fund to related parties as provided in Financial Services Authority provisions on Maximum Lending Limit for Commercial Banks; and
   b. other matters determined in the Company's Articles of Association or the applicable laws and regulations.
9. The adoption of decisions on the Bank operational activities by BOC is a part of the supervisory duties of BOC, hence it shall not eliminate the responsibility of BOD in performing Bank's management functions.
10. BOC must notify OJK at the latest 5 (five) working days as of the finding of:
    a. A violation of the provisions of laws and regulations in the fields of finance, banking and those related to the Bank's business activities; and/or
    b. A condition or presumed condition that may harm the Bank's business continuity.
11. Related to the implementation of risk management, BOC shall at least:
    a Ensure that the implementation of risk management includes country risk and transfer risk in accordance with the OJK Regulation regarding the implementation of risk management for commercial banks, by conducting at least:
      - evaluation of strategies and policies related to country risk and transfer risk as determined by BOD; and
      - evaluation of BOD's accountability and providing direction for improvements to the implementation of policies related to country risk and transfer risk periodically.

Board of Commissioners

- Through the Risk Monitoring Committee, supervise the implementation of risk management related to country risk and transfer risk carried out by the Bank, including the implementation of evaluations and testing (stress testing).

b. Approve and evaluate the risk management policy of the Company;
c. Evaluate the responsibility of the BOD in implementing the risk management policy;
d. Evaluate and decide the request of BOD relating to the transaction which requires BOC approval.
e. Must actively supervise the implementation of problematic asset management, provisions and reserves made by the Bank in managing credit risk.

12. Active supervisory towards the Compliance Function of the Company (as defined in prevailing OJK Regulation on Compliance Function) the BOC shall:
    1) Evaluate the implementation of the Compliance Function of the Company at least 2 (two) times a year;
    2) Give advices in the frame of improving the quality of the implementation of the Company's Compliance Function.

    Based on the above evaluation, BOC will give advices to the President Director with copy to Compliance Director for the improvement of the quality of the Company's Compliance Function.
13. Regarding the Internal Audit Function of the Company ("SKAI"), the BOC holds responsibility for:
    a. Ensure that the BOD follows up audit findings and recommendations delivered by SKAI;
    b. Approve the appointment and dismissal of the head of SKAI proposed by the BOD, by taking into account the recommendations of the Audit Committee;
    c. Evaluate the effectiveness of the implementation of SKAI's function.
    d. Ensure that the BOD establishes and maintains an adequate, effective and efficient internal control system;
    e Evaluate the effectiveness and efficiency of the internal control system using information acquired from SKAI at least once a year;
    f. Appoint an external independent quality controller to review SKAI's performance, considering the recommendations provided by the Audit Committee.
14. Regarding the implementation of risk management in the usage of Information Technology, the BOC shall conduct an active supervisory as follows:
    a. To give guidance, monitor and evaluate the strategic plan and policy of the Company in connection with the usage of Information Technology;
    b. To evaluate the responsibility of BOD on the implementation of the usage of Information Technology.
15. In relation to the governance as a Financial Conglomerate Holding Company ("FCHC"), the following shall apply:
    a. The BOC shall carry out their duties as the management of the FCHC in accordance with the authorities stipulated in the Articles of Association, Corporate Charter, and Integrated Governance Manual with good faith and prudence.
    b. The BOC shall carry out supervision for the benefit of the FCHC over the policies and management carried out by the BOD, provide advice to the BOD, and be responsible for such supervision.
    c. The BOC hold responsibility for directing, monitoring, and evaluating the implementation of integrated governance, risk management, and compliance as well as the strategic policies of FCHC, in accordance with applicable laws and regulations, the articles of association, and/or resolutions made during the general meeting of shareholders.
16. Duty of care
    The Board of Commissioners shall be responsible for performing their duties and responsibilities in good faith and based upon the prudential banking principle as well as professionally. In this case, the Board of Commissioners shall be obligated, among others:
    a. To always act honestly and in good faith
    b. To always use the prudential banking principle in decision-making
    c. Not to render the Company violating the applicable provisions
    d. To attend and be actively involved in the Meeting of the Board of Commissioners
    e. To ensure the efficient and effective implementation of internal control system

17. Duty of loyalty
    The Board of Commissioners shall be obligated to perform decision-making only for the Company's interest, in this case shall be obligated to override personal or group interest over the Company's interest. In this case, the Board of Commissioners shall not be allowed:
    a. To have any direct and indirect transaction with the Company, without first revealing the same as well as obtaining approval from the Board of Commissioners and or the GMS;
    b. To utilize the Company including but not limited to using the Company's assets and facilities for personal, family and/or other parties' interests potentially detrimental to or reducing the profit of the Company;
    c. To deliver information that is not public information to any third party;
    d. To draw and/or receive personal profit from the Company other than remuneration and other facilities determined by the GMS;
    e. To use internal information for personal interest.
18. To evaluate, direct, and monitor the Information Technology (IT) strategic plan
19. To evaluate, direct, and monitor the implementation of Information Technology governance.
20. The Board of Commissioners shall conduct evaluation towards the performance of the Board of Commissioners Committees at least in the end of financial year.
21. The Board of Commissioners may carry out duties and authorities of other supervision.

In addition, the Board of Commissioners has implemented its obligations in relation to the implementation of Financial Services Authority Regulation (POJK) No. 15 of 2024 concerning the Integrity of Bank Financial Reporting, which among others include:

1. Acting in good faith in carrying out its supervisory function and applying the prudential principle.
2. Ensuring that the results of supervision have been set forth in the Business Plan Supervisory Report in accordance with the Financial Services Authority Regulation concerning the Bank Business Plan.

Each member of the Board of Commissioners has been assigned specific duties. The details are presented in the table below.

Segregation of Duties of the Board of Commissioners

Name	Position	Duties
Chow Ying Hoong	President Commissioner	Performing duties and responsibilities as a member of the Remuneration and Nomination Committee
Takeshi Kimoto	Commissioner	Performing duties and responsibilities as a member of the Risk Monitoring Committee
Ninik Herlani Masli Ridhwan	Independent Commissioner	Performing duties and responsibilities as: a. Chairman of the Remuneration and Nomination Committee b. Member of the Integrated Governance Committee
Onny Widjanarko	Independent Commissioner	Performing duties and responsibilities as: a. Chairman of the Audit Committee b. Chairman of the Integrated Governance Committee
Marita Alisjahbana	Independent Commissioner	Performing duties and responsibilities as: a. Chairman of the Risk Monitoring Committee b. Member of the Audit Committee
Kusumaningtuti Sandriharmy Soetiono	Independent Commissioner	Performing duties and responsibilities as: a. Member of the Risk Monitoring Committee b. Member of the Audit Committee

DECISIONS REQUIRING BOARD OF COMMISSIONER'S APPROVAL

1. Approving Business Plans, including:
    - Approving the opening or closing of a branch or representative office of SMBC Indonesia.
    - Approving establishment or dissolution of department of organization structure of the SMBC Indonesia.
2. Lending money or grant credit facilities or other similar banking facilities or which result in the right to claim an amount of money:
    - To parties related/affiliated with SMBC Indonesia as stipulated in the Financial Services Authority Regulation (POJK) regarding the Maximum Lending Limit (LLL) of Commercial Banks; or
    - Which exceeds the amount as set forth by the Board of Commissioners from time to time

Board of Commissioners

3. Binding SMBC Indonesia as a surety or guarantor (borgtocht) or otherwise to be responsible for the payment of obligation of other party:
   - To a party related/affiliated in accordance with POJK regarding Legal Lending Limit of Commercial Bank; or
   - Which exceeds the amount as set forth by the Board of Commissioners from time to time.
4. Establishing a new company, making or increasing the participation in the capital (except the increase of investment in the capital in connection with the issuance of stock dividends or bonus shares or in connection with efforts on credit recovery), or decreasing the investment of the capital in other companies, subject to the approval of the competent authority.
5. Borrowing money from other parties (not included in letter B2) or receiving a credit facility or other banking facility, which results in the money lending to other parties in the amount exceeding the amount from time to time determined by the Board of Commissioners
6. Writing off or taking out from the Company's records the SMBC Indonesia's receivables exceeding the amount from time to time determined by the Board of Commissioners
7. Transferring or releasing SMBC Indonesia's right to collect SMBC Indonesia's written-off receivables in excess of an amount determined from time to time by the Board of Commissioners
8. Buying, selling, or transferring or releasing the title, or providing for security or collateral, the assets of SMBC Indonesia either in one transaction or several independent or inter-related transactions, in amount exceeding the amount from time to time determined by the Board of Commissioners (without prejudice to Article 15 paragraph 4 of SMBC Indonesia's Articles of Association
9. Approving SMBC Indonesia's key policies and other policies in accordance with laws and regulations
10. Conducting any strategic action or transaction that will significantly impact SMBC Indonesia's continuity, as determined from time to time by the Board of Commissioners
11. Approving periodic reports required by local authorities (BOC Supervisory Report, BOC evaluation of Committee, BOC evaluation of Compliance function, Annual report on implementation of GCG, etc).
12. Reporting and approving other matters related to Financial Conglomerate/KUB
13. The category of huge and extraordinary payments or investments is determined by BOC from time to time
14. Recovery plan and resolution plan

ASSESSMENT OF COMMITTEES UNDER THE BOARD OF COMMISSIONERS

Until the end of 2025 fiscal year, the Board of Commissioners had 4 (four) committees under the Board of Commissioners: Audit Committee, Remuneration and Nomination Committee, Risk Monitoring Committee, and Integrated Governance Committee.

The Board of Commissioners views that, generally, all committees have carried out their duties and functions appropriately. All committees, especially those carrying out supervisory duties, then provide feedback and recommendations to the Board of Commissioners.

Assessment Procedures

The assessment of committees under the Board of Commissioners is conducted through 2 (two) methods: overall committee performance assessment and individual committee member assessment.

The collegial assessment of committees is carried out through self-assessment procedures. The activity is carried out by each committee by taking into account the fulfillment of the assessment items or parameters that have been prepared.

The individual assessment is carried out by the chairman of the committee concerned on a set of predetermined assessment parameters related to the performance of the committee member concerned. The assessment results are submitted to the Remuneration and Nomination Committee for consideration in preparing nomination recommendations for the Board of Commissioners.

Assessment Criteria

The parameters or criteria used in the assessment, among others, include the duty implementation of the committee in accordance with the Charter of the concerned committee.

In addition, the assessment of committees also covers the independence parameter of the respective committee members to ensure that they are able to

provide professional and independent input to the Bank. The Bank has established a term limit for committee members (other than the Audit Committee) with the objective of safeguarding the independence of the respective committee members.

Another assessment criterion is meeting attendance. The Board of Commissioners considers this parameter important, as it forms part of the committee reporting system to the Board of Commissioners.

INDEPENDENT COMMISSIONER

Referring to OJK Regulation No. 17 of 2023 on Governance Implementation for Commercial Banks, the number of Independent Commissioner must be at least 50% of the total members of the Board of Commissioners. In 2025, the number of Independent Commissioner of SMBC Indonesia was 4 (four) of the 6 (six) members of the Board of Commissioners. Thus, the total has complied with OJK's provision.

Criteria of the Independent Commissioners

In implementing the duties and responsibilities of the Board of Commissioners, the role of Independent Commissioners is crucial, especially when it concerns efforts to prevent conflict of interest and enhance independence and objectivity.

Independent Commissioners are obligated to comply with requirements, among others, including the following:

1. Possesses adequate knowledge in the banking sector that is relevant to the position as an Independent Commissioner and has experience in the banking and/or financial sector;
2. No financial, management, share ownership and/or family relations with members of the Board of Commissioners, the Board of Directors, and/or controlling shareholders or relations with the Bank that may influence its ability to act independently;
3. Not a person who works or has authorities and responsibilities to plan, lead, control, or monitor the Bank's activities in the past 6 (six) months, except for the reappointment of Independent Commissioners for the following period;
4. Does not own shares, directly and indirectly, in the Bank;
5. No affiliation with the Bank, members of the Board of Commissioners, members of the Board of Directors, or main shareholders of the Bank; and
6. No business relations, directly or indirectly, related to the Bank's business activities.

Independency of Independent Commissioners

In line with OJK Regulation No. 33/POJK.04/2014 on the Board of Directors and the Board of Commissioners of Issuers or Public Companies, Independent Commissioners are members of the Board of Commissioners from outside of Issuers or Public Companies and comply with requirements as Independent Commissioners.

The Bank records and controls the term of office of the independent commissioner so that it does not exceed 9 (nine) years. A description of the independency of Independent Commissioners is provided in the table below:

Independency Aspect	Ninik Herlani Masli Ridhwan	Onny Widjanarko	Marita Alisjahbana	Kusumaningtuti Sandriharmy Soetiono
No ownership of direct or indirect shares of the Bank.	√	√	√	√
No direct or indirect business relations with the Bank's business activities	√	√	√	√
No concurrent positions: as the Board of Directors or Executive Officer conducting supervision.	√	√	√	√
No family relations up to two second degree levels with mutual members of the Board of Commissioners.	√	√	√	√

PLAN AND REALIZATION OF WORK PROGRAM IN 2025

The Board of Commissioners has actively supervised the management and operations of the Bank and has provided advice and input to the Board of Directors. Such supervision is carried out to ensure that the principles of good corporate governance are implemented across all of the Bank's activities.

The supervision of the Board of Commissioners is focused on the achievement of business targets while taking into account risk management and compliance with applicable regulations. This supervision is conducted both directly, through monitoring the follow-up to the Board of Commissioners' recommendations to the Board of Directors, and indirectly through the established committees.

Board of Commissioners

During 2025, the Board of Commissioners has

supervised strategic aspects of the Bank, including:

1. Review of the financial performance of the Bank and Subsidiaries.
2. Through the Risk Monitoring Committee, the Board of Commissioners also conducted a review of risk management, the adequacy of the internal control system and the implementation of a culture of compliance
3. Ensure that the Board of Directors has followed up on the findings of the Internal Audit, SMBC Audit and External Audit and recommendations from the Internal Audit through the Audit Committee.
4. The Board of Commissioners gave approval to the recommendations of the Remuneration and Nomination Committee in determining the remuneration of members of the Board of Commissioners and Board of Directors.
5. Approval of the revision of the Bank's Business Plan (RBB) for 2025-2027.
6. Reviewed and approved the Bank Business Plan for 2025–2027 and the Amendment to the Bank's Product Implementation Plan for 2025.
7. Approval of the Board of Commissioners regarding the Annual Work Plan of the Audit Committee, Risk Monitoring Committee and the Integrated Corporate Governance Committee.
8. The Board of Commissioners continuously monitors the implementation of governance and compliance with applicable regulations, including financial ratios, Bank Health Level - RBBR, implementation of APU PPT and implementation of risk management
9. Carry out supervisory functions over the implementation of Corporate Governance and Financial Conglomeration through the Integrated Governance Committee.

COMPETENCY DEVELOPMENT

Policy

As stipulated in the Manual of the Board of Commissioners, competency development programs for the Board of Commissioners are conducted to support task implementation and achieve sustainable growth and effective bank management.

Accordingly, SMBC Indonesia facilitates the development of the competencies of members of the Board of Commissioners through training programs. Such competency development is carried out in line with the evolving industry landscape and corporate governance practices.

Competency development for the Board of Commissioners is also carried out through training programs for its members, reflecting SMBC Indonesia's commitment to support the oversight function of the Board of Commissioners. This commitment is also evident in the training attended by each member of the Board of Commissioners, as shown in the realization table below.

Realization

No.	Name and Position	Training	Date
1	Chow Ying Hoong – President Commissioner	1. SMBC Indonesia: Senior Leader Alliance Strategy Workshop 2. Privacy Notice & Consent 2025 3. SMBC Indonesia Leadership Series: Leading Conglomerate Companies in Indonesia 4. Refresher Seminar on Alignment of Level 6 Risk Management 5. Directorship Program for Commissioner by IICD (Indonesia Institute for Corporate Directorship) 6. Anti-Fraud Awareness – 2025 7. SMBC Indonesia: Economic Outlook by Mr. Chatib Basri & SMBC Group Townhall	1. 25-26 April 2025 2. 6 August 2025 3. 9 September 2025 4. 18 September 2025 5. 21 November 2025 6. 15 December 2025 7. 17 December 2025
2	Takeshi Kimoto – Commissioner	1. SMBC Indonesia: Economic Outlook 2025 2. Privacy Notice & Consent 2025 3. Refresher Seminar on Alignment of Level 6 Risk Management 4. Directorship Program for Commissioner by IICD (Indonesia Institute for Corporate Directorship) 5. SMBC Indonesia Leadership Series: Developing People, Not Just Players: The Mindset Behind Great Teams 6. Anti-Fraud Awareness – 2025 7. SMBC Indonesia: Economic Outlook by Mr. Chatib Basri & SMBC Group Townhall	1. 8 February 2025 2. 6 August 2025 3. 18 September 2025 4. 21 November 2025 5. 2 December 2025 6. 15 December 2025 7. 17 December 2025

No.	Name and Position	Training	Date
3	Ninik Herlani Masli Ridhwan – Independent Commissioner	1. SMBC Indonesia: Senior Leader Alliance Strategy Workshop 2. Refresher Seminar on Alignment of Level 6 Risk Management 3. Recertification Seminar on Alignment of Level 6 Risk Management 4. Personal Data Processing Authorization and Consent Letter & Privacy Notice 2025 5. Directorship Program for Commissioner by IICD 6. Anti-Fraud Awareness 2025 7. Complaint Handling & Consumer Protection 2025 8. Operational Risk Management 2025 9. SMBC Indonesia: Economic Outlook by Mr. Chatib Basri & SMBC Group Townhall 10. Cyber & Information Security Awareness 2025	1. 25–26 April 2025 2. 29 April 2025 3. 20 May 2025 4. 17 September 2025 5. 21 November 2025 6. 15 December 2025 7. 15 December 2025 8. 17 December 2025 9. 17 December 2025 10. 29 December 2025
4	Onny Widjanarko – Independent Commissioner	1. 2025 Annual Financial Services Industry Meeting 2. SMBC Indonesia Economic Outlook 2025 3. SMBC Indonesia: Senior Leader Alliance Strategy Workshop 4. SMBC Indonesia Leadership Series: Leading Beyond Borders Through Diplomacy by Ms. Retno L.P. Marsudi 5. Personal Data Processing Authorization and Consent Letter & Privacy Notice 2025 6. Complaint Handling & Consumer Protection 2025 7. Operational Risk Management 2025 8. Anti-Fraud Statement, Integrity Pact & Code of Conduct 2025 9. Refresher Seminar on Alignment of Level 6 Risk Management 10. Anti-Fraud Awareness 2025 11. Directorship Program for Commissioner by IICD 12. Leadership Series – Developing People, Not Just Players: The Mindset Behind Great Teams 13. SMBC Indonesia: Economic Outlook by Mr. Chatib Basri & SMBC Group Townhall	1. 11 February 2025 2. 18 February 2025 3. 25–26 April 2025 4. 23 July 2025 5. 21 August 2025 6. 7 September 2025 7. 7 September 2025 8. 10 September 2025 9. 18 September 2025 10. 22 September 2025 11. 21 November 2025 12. 2 December 2025 13. 17 December 2025
5	Kusumaningtuti Sandriharmy Soetiono – Independent Commissioner	1. SMBC Indonesia: Senior Leader Alliance Strategy Workshop 2. Leadership Series – Leading Beyond Borders Through Diplomacy by Ms. Retno Marsudi 3. Personal Data Processing Authorization and Consent Letter & Privacy Notice 2025 4. Anti-Fraud Statement, Integrity Pact & Code of Conduct 2025 5. Anti-Fraud Awareness 2025 6. Operational Risk Management 2025 7. Leadership Series – Leading Conglomerate Companies in Indonesia 8. Refresher Seminar on Alignment of Level 6 Risk Management 9. Complaint Handling & Consumer Protection 2025 10. Cyber & Information Security Awareness 2025 11. Directorship Program for Commissioner by IICD 12. Complaint Handling 13. Information Security Awareness 14. Compliance 15. Anti-Money Laundering & Counter Terrorism Financing (APU PPT) 16. Daya – Empowering for Growth 17. SMBCI Code of Conduct 18. SMBCI Overview 19. Risk Management Awareness 20. SMBC Indonesia Leadership Series – Developing People, Not Just Players 21. SMBC Indonesia: Economic Outlook by Mr. Chatib Basri & SMBC Group Townhall	1. 25–26 April 2025 2. 23 July 2025 3. 4 August 2025 4. 4 August 2025 5. 4 August 2025 6. 4 August 2025 7. 9 September 2025 8. 18 September 2025 9. 17 November 2025 10. 17 November 2025 11. 21 November 2025 12. 21 November 2025 13. 23 November 2025 14. 23 November 2025 15. 23 November 2025 16. 23 November 2025 17. 23 November 2025 18. 23 November 2025 19. 23 November 2025 20. 2 December 2025 21. 17 December 2025
6	Marita Alisjahbana – Independent Commissioner	1. SMBC Indonesia: Code of Conduct 2. SMBC Indonesia: Compliance Induction 2025 3. SMBC Indonesia: Economic Outlook 2025 4. SMBC Indonesia: Senior Leader Alliance Strategy Workshop 5. Personal Data Processing Authorization and Consent Letter & Privacy Notice 2025 6. Anti-Fraud Statement, Integrity Pact & Code of Conduct 2025 7. Leadership Series – Leading Conglomerate Companies in Indonesia 8. Refresher Seminar on Alignment of Level 6 Risk Management 9. Complaint Handling & Consumer Protection 2025 10. Cyber & Information Security Awareness 2025 11. Operational Risk Management 2025 12. Anti-Fraud Awareness 2025 13. Directorship Program for Commissioner by IICD 14. SMBC Indonesia: Economic Outlook by Mr. Chatib Basri & SMBC Group Townhall	1. 3 January 2025 2. 3 January 2025 3. 18 February 2025 4. 25–26 April 2025 5. 6 August 2025 6. 6 August 2025 7. 9 September 2025 8. 18 September 2025 9. 13 November 2025 10. 13 November 2025 11. 13 November 2025 12. 13 November 2025 13. 21 November 2025 14. 17 December 2025

Board of Directors

The Board of Directors is an important company organ in corporate governance, holding full responsibility for the Bank's management in line with the Bank's purpose and objectives. This authority is used to achieve the interests and objectives of the Bank. This is aligned with the provisions set under the regulation that states the Board of Directors may represent the Bank, both in or out of the court, in accordance with the provisions of the articles of association.

Among the regulations governing the Board of Directors are as follows: Financial Services Authority Regulation No. 33/POJK.04/2014 regarding the Board of Directors and the Board of Commissioners of Issuers or Public Companies, as well as Law No. 40 of Year 2007 regarding Limited Liability Companies.

Each member of the Board of Directors carries out the duties according to the division of tasks and authorities. The objective is to achieve management effectiveness and maximum achievement results. SMBC Indonesia's Board of Directors incessantly upholds high professional attitude, strategic thinking, and the Bank's interests as a priority.

LEGAL BASIS

Provisions on the Board of Directors are, among others, regulated by Law No. 40 of 2007 on Limited Liability Companies and OJK Regulation No. 33/POJK.04/2014 on the Board of Directors and the Board of Commissioners of Issuers or Public Companies, including the Company's Articles of Association.

Furthermore, the Bank also refers to OJK Regulation No.17 of 2023 on Governance Implementation in Commercial Banks, stipulating that the Board of Directors is fully responsible for the management of the Bank. For this reason, the Board of Directors is obligated to implement good corporate governance principles in each implementation of the Bank's business activities at all levels or paths of the organization.

The Bank also prepares a code of ethics and BOD Manual as a reference for BOD members in carrying out their duties and responsibilities, in addition to the laws and regulations mentioned above.

CRITERIA OF THE BOARD OF DIRECTORS

Referring to OJK Regulation No.27/POJK.03/2016 concerning Fit Proper Test for Main Parties of Financial Services Institutions, each member of the Board of Directors are obligated to fulfill the set criteria and pass the fit and proper test prior to effective carry out their assigned duties. Determining the criteria for the Board of Directors, among others, relies on OJK Regulation No. 33/POJK.04/2014 regarding the Board of Directors and the Board of Commissioners of Issuers or Public Companies. Upon appointment, the Board of Directors must at least fulfill a number of requirements, namely as follows:

1. Has good character, moral and integrity.
2. Competent in legal actions.
3. In 5 (five) years prior to appointment and during office term:

a. Never been declared bankcrupt
b. Never been a member of the Board of Directors and/or member of the Board of Commissioners found guilty of causing a company to be declared bankrupt
c. Never been convicted of a crime that caused the state's financial loss and/or related to the financial sector
d. Never been a member of the Board Directors and/or member of the Board of Commissioners that during the term of office:
    - Never hold Annual GMS
    - Accountability as a member of the Board of Directors and/or member of the Board of Commissioners not accepted by the GMS or failed to submit accountability as a member of the Board of Directors and/or member of the Board of Commissioners to the GMS
    - Has caused a company that received the permit, approval, or registration from the Financial Services Authority but failed to comply with the obligation to submit an annual report and/or financial statements to the Financial Services Authority.

4. Has the commitment to comply with the laws and regulations
5. Has the knowledge and/or expertise in the fields required by the Issuer or Public Company.

Compliance with such requirements must be disclosed in a statement letter and submitted to the Bank. Then the Bank is obligated to review and keep it on record.

INDEPENDENCY OF THE BOARD OF DIRECTORS

All members of the Board of Directors have no ownership, financial or management relations with the Bank's controlling shareholders, with mutual members of the Board of Directors and members of the Board of Commissioners. SMBC Indonesia also complied with prevailing laws and regulations related to the independence of the Board of Directors, such as the following:

1. Members of SMBC Indonesia's Board of Directors have complied with the criteria and independency as stipulated by regulator.
2. Replacement and appointment of members of the Board of Directors have taken into account the recommendations from the Remuneration and Nomination Committee
3. Each member of the Board of Directors had no family relations up to the second degree level with other members of the Board of Directors and/or members of the Board of Commissioners
4. Members of the Board of Directors had no concurrent positions as stipulated in OJK Regulation.

Members of the Bank's Board of Directors signed the statement related to Corporate Governance implementation at the processing time of their fit and proper test. This statement is updated yearly and was last updated for the end December 2025 position.

BOARD OF DIRECTORS' MANUAL

In carrying out its duties and responsibilities, the Board of Directors is guided by the Board Manual. The Board of Directors' Manual is periodically updated and improved with reference to the prevailing rules and regulations. The Board of Directors' Manual was last reviewed on 31 December 2025.

Based on the results of the review, the contents of the Board of Directors' Manual are:

1. Organization
2. Independence
3. Duties and Responsibilities
4. President Director
5. Compliance Director
6. Ethical Values of Members of the Board of Directors
7. Meetings
8. Accountability of the Board of Directors
9. Relationship with Stakeholders
10. Training
11. Prohibition of the Board of Directors
12. Board of Directors Performance Evaluation
13. Working Relationship between the Board of Directors and the Board of Commissioners
14. Authority of the Financial Services Authority
15. Review of the Manual

COMPOSITION OF THE BOARD OF DIRECTORS

Establishing the composition of the Board of Directors is carried out through considerations of the needs and complexity of the Bank. The composition of the Board of Directors is based on banking knowledge, expertise, professional experience, and background to support the effectiveness in implementing the duties of the Board of Directors, disregarding gender, ethnicity, race and religion. The Bank's Board of Directors consists of 8 (eight) members, of which 3 (three) were female.

Name	Position	Term of Office	Legal Basis of Appointment
Henoch Munandar	President Director	2019-2022 2022-2025 2025-2028	• Appointed as Director since 1 February 2019, and reappointed through the Annual GMS on 15 February 2019, and 21 April 2022. • Appointed as President Director through the Extraordinary GMS on 29 September 2022. • Reappointed as President Director through the Annual GMS on 22 April 2025.
Jun Saito	Deputy President Director	2025-2028	Appointed as Deputy President Director through the Annual GMS on 22 April 2025 and effective since 23 May 2025.
Michellina Laksmi Triwardhany	Deputy President Director	2025-2028	Appointed as Deputy President Director through the Annual GMS on 22 April 2025 and effective since 26 June 2025
Dini Herdini	Compliance Director	2019-2022 2022-2025 2025-2028	Appointed as Compliance Director since 1 February 2019, and reappointed through the Annual GMS on 15 February 2019, 21 April 2022 and 22 April 2025.

Board of Directors

Name	Position	Term of Office	Legal Basis of Appointment
Atsushi Hino	Director	2023-2025 2025-2028	• Appointed as Director through the Annual GMS dated 13 April 2023, and effective since 15 May 2023. • Reappointed as Director through the Annual GMS on 22 April 2025.
Yuki Terayama	Director	2025-2028	Appointed as Director through the Annual GMS on 22 April 2025 and effective since 27 May 2025.
Merisa Darwis	Director	2019-2022 2022-2025 2025-2028	Appointed as Director since 1 February 2019, and reappointed through the Annual GMS dated 15 February 2019, 21 April 2022 and 22 April 2025.
Hanna Tantani	Director	2019-2022 2022-2025 2025-2028	• Appointed as Director through the Extraordinary GMS dated 11 September 2019. • Reappointed as Director through the Annual GMS held on 21 April 2022 and 22 April 2025.

ORIENTATION FOR NEW MEMBERS OF THE BOARD OF DIRECTORS

The President Director ensures that new members of the Board of Directors receive necessary information related to the Bank to carry out their duties and responsibilities properly. The Corporate Secretary, in this respect, invites the functions of compliance, risk management, and finance to provide the necessary information required by the respective members of the Board of Directors.

SMBC Indonesia implements an orientation program for new members of the Board of Directors aimed at providing an overview of business activities, the Bank's future plans, work guidelines, and other responsibilities of the Board of Directors.

Through this orientation program, new members of the Board of Directors are expected to work in harmony with other governance bodies of the bank. The orientation program materials consist of documents prepared by the Corporate Secretary's office, including:

1. Bank's Vision and Mission
2. Bank's Code of Ethics
3. Bank's Organizational Structure
4. Bank's Articles of Association
5. Company Policies and Procedures
6. Board of Directors' Manual (BOD Manual) and Board Committee Charters
7. Relevant Banking and Capital Market Regulations
8. Bank's Annual Reports
9. Bank's Business Plans

In 2025, there were 3 (three) new members of the Board of Directors, namely Jun Saito who was appointed as Deputy President Director, Michellina Laksmi Triwardhany as Deputy President Director, and Yuki Terayama as Director. The appointment of these new members of the Board of Directors was resolved at the Annual GMS on 22 April 2025 and became effective on 23 May 2025 for Jun Saito, 27 May 2025 for Yuki Terayama, and 26 June 2025 for Michellina Laksmi Triwardhany.

All of them have undertaken orientation programs in accordance with the Bank's prevailing provisions.

DUTIES AND RESPONSIBILITIES OF THE BOARD OF DIRECTORS

In general, the Board of Directors retains the duties and responsibilities, among others, as follows:

1. To perform and being responsible towards the management of the Company for the Company's interests as well as entitle to represent the Company in accordance with the Company's goal and objectives as stipulated in the provisions of law and regulations, Articles of Association and GMS resolutions;
2. To implement Good Corporate Governance, risk management and compliance in an integrated manner that is adapted to the latest developments in the banking ecosystem and is supported by digitalization and technological innovation at all levels of the organization
3. To follow up audit finding or assessment and recommendations from the Internal Audit Working Unit, external auditor, the inspection results of the Financial Services Authority and/or the inspection results of other authorities and institutions;
4. To implement the GCG in the Company, the Board of Directors shall be obligated to establish the Internal Audit Working Unit, Risk Management Working Unit and Compliance Working Unit as well as other Working Unit as required by OJK Regulation;

5. To disclose the Company's strategic internal policy on employee related matters to the employees;
6. To account its duties implementation to the shareholders through GMS;
7. In managing data and information related to the Bank, the BOD is obliged to:
    a. Have and provide accurate, relevant and timely data and information, including to the Board of Commissioners; and
    b. Carry out data and information management in accordance with the Company's Good Corporate Governance and laws and regulations.
8. In order to strengthen the Bank's internal control over the financial reporting, the BOD responsible of:
    a. Ensuring the preparation and presentation of financial statements in accordance with financial accounting standards and OJK provisions regarding the recording of financial transactions;
    b. Completeness and accuracy of financial statements;
    c. Implementation of internal controls in the reporting process of the Bank.
9. To submit the report of the Bank's internal control over the financial reporting to OJK.
10. To ensure the transparency of material information related to the Company's business condition;
11. In implementing internal audit function, BOD hold the responsibility for:
    a. Establish an internal control framework to identify, assess, monitor, and manage all risks encountered by the Bank;
    b. Ensure that SKAI obtains information regarding developments, initiatives, projects, products, and operational changes as well as risks that have been identified and anticipated;
    c. Ensure that appropriate measures have been implemented swiftly in response to all SKAI findings and recommendations; and
    d. Ensure that the head of SKAI possesses the necessary resources and budget to execute duties and functions in alignment with the annual audit plan.
12. In order to implement Sustainable Finance, the BOD is required to develop the Sustainable Finance Action Plan.
13. In order to support the effectiveness of their roles and responsibilities, BOD may establish the BOD committees with membership structure as well as roles and responsibilities to be in further stipulated into the Charter of relevant committee.
14. In the event of establishing committee, Member of BOD must conduct evaluation on the committee performance in every book year end.
15. Regarding the governance as a Financial Conglomerate Holding Company, the following shall apply:
    a. BOD shall carry out their duties and responsibilities as the management of the Financial Conglomerate Holding Company in accordance with the authority stipulated in the Articles of Association, Corporate Charter, Integrated Governance Manual, and BOD Meeting Resolutions regarding the segregation of roles and responsibilities of BOD members, in good faith and with prudence.
    b. BOD shall implement integrated governance, risk management, and capital fulfillment for the Financial Conglomerate.
    c. Prepare the Financial Conglomerate's strategic plan in the form of a Financial Conglomerate corporate plan, with BOC's approval, and ensure that the Financial Conglomerate members align their business plans and corporate plans with the Financial Conglomerate's corporate plan.
    d. Support the implementation of the duties of OJK, relevant ministries, and/or institutions.
    e. Submit reports and information required by the OJK.
16. Duty of care
    The Board of Directors shall be responsible for performing their duties and responsibilities in good faith and based upon the prudential banking principle as well as professionally. In this case the Board of Directors shall be obligated, among others:
    - To always act honestly and in good faith
    - To always use the prudential banking principle in decision-making
    - Not to render the Company violating the applicable provisions
    - To attend and be actively involved in the meeting of the Board of Directors
    - To ensure the efficient and effective implementation of internal control system.
17. Duty of loyalty
    The Board of Directors shall be obligated to perform decision-making only for the Company's interest, in this case shall be obligated to override personal or group interest over the Company's interest. In this case, the Board of Directors shall not be allowed:
    - To have any direct and indirect transaction with the Company, without first revealing the same as well as obtaining approval from the Board of Commissioners and or the GMS

Board of Directors

- To utilize the Company including but not limited to using the Company's assets and facilities for personal, family and/or other parties' interests potentially detrimental to or reducing the profit of the Company
- To deliver information that is not public information to any third party
- To draw and/or receive personal profit from the Company other than remuneration and other facilities determined by the GMS
- To use internal information for personal interest

18. To determine IT Strategic plan;
19. To determine policy, standard and procedure related to sufficient IT Maintenance and utilization and communicate effectively, both to IT organizer or user; and
20. To evaluate the strategic goal, direct the Company's executive officer and monitor all of the IT activities.
21. The Board of Directors shall conduct evaluation towards the performance of the Board of Directors Committees at least in the end of financial year.

In addition, the Board of Directors has implemented its obligations in relation to the implementation of Financial Services Authority Regulation (POJK) No. 15 of 2024 concerning the Integrity of Bank Financial Reporting, which, among others, include:

- The preparation and presentation of Financial Information and Financial Statements.
- Ensuring that the preparation and presentation of the Financial Statements are in accordance with financial accounting standards and the Financial Services Authority regulations concerning the recording of financial transactions.
- Ensuring the completeness and accuracy of the contents of the Financial Statements.
- The implementation of internal controls in the Bank's financial reporting process.

Segregation of Roles and Responsibilities of Each Member of the Board of Directors

No	Title	Roles and Responsibilities
1	President Director	• To coordinate and generally overseeing roles & responsibilities of all members of the Board of Directors who overseeing including without limitation to: a. Corporate Banking (Japanese) b. Wholesale Banking c. Retail Banking d. Treasury e. Operations & Technology f. Legal & Compliance g. Finance h. Human Resources or Chief Human Resources Officer (CHR) i. Audit Intern/Internal Audit or Chief Audit Executive (CAE) j. Risk Management or Chief Risk Officer (CRO) • In CXO System, the President Director acts as Chief Executive Officer (CEO) . • President Director in charge as the coordinator in the Financial Conglomerate management.
2	Deputy President Director	• To coordinate and generally overseeing roles & responsibilities of: a. Corporate Banking (Japanese) b. Treasury • To specifically overseeing: a. Business Banking*) - Digital & Product - Business Banking Credit Risk - SME - Business Banking Cross Collaboration - Governance, Process & Middle Office - Business Banking Strategy - Partnership & Acquisition - Business Banking Remedial b. Wholesale, Commercial & Transaction Banking*) - Wholesale Banking - Wholesale Banking Business Planning - Structured Finance - Wholesale Banking Project Management - Syndications & ESG Solutions - Commercial Banking & WFB - Transaction Banking and Supply Chain

No	Title	Roles and Responsibilities
		c. Chief Strategy Officer Office d. Sustainable Business Strategy · In CXO system, Deputy President Director acts as Chief Strategic Officer (CSO) and in Business Unit system acting as Head of Corporate Business Unit.
3	Deputy President Director	· To specifically overseeing: a. Retail Lending Business - Pension Business - Micro Business & Joint Finance - Customer Experience Management RLB - Sales Management & Capability RLB - Digital & Business Solution RLB - Product & Portfolio Management RLB b. Wealth Management Business and Network & Distribution - Sales Management WMB - Liabilities & Digital Management WMB - Wealth Product Management WMB - Customer Experience WMB - Sales Distribution WMB & National Distribution - Network Management - Branch Service Distribution - Customer Contact Center - Customer Experience - Operation Excellence c. Digital Banking atau/or Chief Digital Innovation Officer (CDIO) . - JENIUS Business Stream - Digital Banking Solution - Digital Banking Product & Innovation - Digital Banking Business Performance & Customer Value Management - Digital Banking Partnership - Retail Banking Digital Strategy - Digital Banking Alignment & Synergy d. Retail Banking Risk e. Retail Banking Strategy & Planning · In Business Unit System, Deputy President Director acts as Head of Retail Business Unit.
4	Compliance Director	· To specifically overseeing: a. AML&CFT b. Compliance c. Corporate Secretary d. Legal & Litigation e. Communications & DAYA f. AML Group Governance g. Anti Financial Crime · In CXO system acts as Chief Compliance Officer (CCO).
5	Corporate Banking Japanese Director	· To specifically overseeing: a. Corporate Banking 2 b. Corporate Banking 3 c. Corporate Banking 4 d. Corporate Banking 5 e. Corporate Banking 6 f. KYC Onboarding g. Corporate Banking Business Planning h. Corporate Banking Loan Reviewer i. Corporate Banking Credit Analyst j. Corporate Credit Middle Office k. Corporate Banking Solution
6	Operations & Technology Director	· To specifically overseeing: a. Shared Services Operations b. Operations Transaction Center c. Reporting, Settlement & Access Management d. Operations Development e. Strategic Planning & Operations Control f. IT Data Management g. IT Corporate Banking Enablement h. IT Retail Banking & Corporate Functions Enablement i. IT Digital Service Enablement j. IT Governance Management k. IT Transaction Management · In CXO system acts as Chief Business Operation Officer (CBOO).

Board of Directors

No	Title	Roles and Responsibilities
7	Treasury Director	· To specifically overseeing: Treasury*): a. Treasury ALM & Planning b. Treasury Trading 1 c. Treasury Trading 2 d. Treasury Marketing 1 e. Treasury Marketing 2 · In Business Unit System, acting as Head of Global Markets Business Unit.
8	Finance & Planning Director	· To specifically overseeing: a. Financial Planning & Performance b. Financial Controller c. Tax Management d. Finance Risk Control & Governance e. Retail Banking and Operations & Technology Business Finance · In CXO system acting as Chief Financial Officer (CFO).

Note:
* The relevant duties and responsibilities are overseen by a member of the Board of Management (BOM).

SUCCESSION OF THE BOARD OF DIRECTORS

The policy on the succession of the Board of Directors is facilitated by the Human Resource organization within the Bank, which is carried out through the talent management & succession planning process. In this context, Human Resources assesses the availability of prospective members of the Board of Directors and their potential future development.

This succession is implemented through the identification of executive officers with such potential. Each member of the Board of Directors conveys the replacement who will be assessed by the Remuneration and Nomination Committee. This is then conveyed to the Board of Commissioners to be approved by the GMS.

PLANS AND REALIZATION OF WORK PROGRAMS IN 2025

As part of the Board of Directors succession policy implementation, the Bank implemented various talent development programs focused on the population of officers one level below the BOD/BOM. It is conducted to ensure organizational continuity as well as to prepare the Bank's prospective leaders.

In 2025, several development program initiatives have been implemented by the Bank for the 1-level officer population below the BOD/BOM in the form of Executive Development Program classes, Business Mentoring and Executive Coaching, Benchmarking, and CEO Talk. In addition, SMBCI Bank also cooperates with SMBC group to assign the Bank's talents to participate in global talent development programs organized by SMBC Group.

COMPETENCY DEVELOPMENT OF THE BOARD OF DIRECTORS

Policy

As stipulated in the Board of Directors' Manual, competency development programs for the Board of Directors are conducted to support the execution of duties and achieve sustainable growth and effective Bank management. SMBC Indonesia facilitates competency development through training programs for the Board of Directors, aligned with the evolving industry and governance practices.

Competency development for the Board of Directors is also carried out through training programs tailored for members of the Board of Directors. This program reflects SMBC Indonesia's commitment to enhancing competencies to support the day-to-day duties and responsibilities of the Board of Directors. Details of the training attended by each member of the Board of Directors can be found in the Company Profile section of this Annual Report.

Realization

No.	Name and Position	Training	Date
1	Henoch Munandar – President Director	1. Ernst & Young: Indonesia Forensics Thought Leadership – Corporate Criminal Liability 2. PERBANAS CEO Forum 2025 – Banking Beyond Growth: Powering a Sustainable and Inclusive Economy for 2025 Onward 3. SMBC Indonesia: Economic Outlook 2025 4. Risk Management Certification Training Level 7 5. Jakarta Post: The Fiscal Tightrope – Funding Indonesia's Bold Ambitions 6. Senior Leaders Briefing Q1 2025 7. SMBC Indonesia: Economic Outlook Update by Mr. Raden Pardede & Townhall of SMBC Financial Conglomeration 8. Senior Leaders Briefing Q3 2025 9. Indonesia–Japan Executive Dialogue 2025 – A Private Leadership Forum on Outlook, Innovation & Collaboration 10. Bank Indonesia National Seminar: Strengthening Green Financing to Support Sustainable Economic Transition 11. SMBC Indonesia Leadership Series: Leading Conglomerate Companies in Indonesia 12. OJK: The 3rd OJK International Research Forum 13. SMBC Indonesia Leadership Series: Developing People, Not Just Players: The Mindset Behind Great Teams 14. Senior Leaders Briefing (SLB) 4Q25 15. PERBANAS: CEO Forum 16. SMBC Indonesia: Economic Outlook by Mr. Chatib Basri & SMBC Group Townhall	1. 16 January 2025 2. 22 January 2025 3. 18 February 2025 4. 20 February 2025 5. 27 February 2025 6. 13 March 2025 7. 31 July 2025 8. 6 August 2025 9. 6 August 2025 10. 8 August 2025 11. 9 September 2025 12. 7 October 2025 13. 2 December 2025 14. 8 December 2025 15. 8 December 2025 16. 17 December 2025
2	Jun Saito – Deputy President Director	1. SMBC Indonesia: Senior Leader Alliance Strategy Workshop 2. SMBC Indonesia Leadership Series: Leading Beyond Borders Through Diplomacy by Ms. Retno LP Marsudi (Minister for Foreign Affairs 2019–2024) 3. SMBC Indonesia: Economic Outlook Update by Mr. Raden Pardede & Townhall of SMBC Financial Conglomeration 4. Mastering Facilitation: Driving Knowledge Sharing in SMBC Indonesia 5. SMBC Indonesia Leadership Series: Developing People, Not Just Players: The Mindset Behind Great Teams 6. SMBC Indonesia: Economic Outlook by Mr. Chatib Basri & SMBC Group Townhall	1. 25–26 April 2025 2. 23 July 2025 3. 31 July 2025 4. 10 and 19 November 2025 5. 2 December 2025 6. 17 December 2025
3	Michellina Laksmi Triwardhany – Deputy President Director	1. SMBC Indonesia: Senior Leader Alliance Strategy Workshop 2. SMBC Indonesia: Economic Outlook Update by Mr. Raden Pardede & Townhall of SMBC Financial Conglomeration 3. SMBC Indonesia Leadership Series: Leading Conglomerate Companies in Indonesia 4. SMBC Indonesia: Economic Outlook by Mr. Chatib Basri & SMBC Group Townhall	1. 25–26 April 2025 2. 31 July 2025 3. 9 September 2025 4. 17 December 2025
4	Dini Herdini – Compliance Director	1. Risk Management Certification Training Level 7 2. SMBC Indonesia: Senior Leader Alliance Strategy Workshop 3. The Asian Banker Summit 2025 – "AI is Here to Stay" 4. SMBC Indonesia: Economic Outlook Update by Mr. Raden Pardede & Townhall of SMBC Financial Conglomeration 5. SMBC Indonesia Leadership Series: Leading Conglomerate Companies in Indonesia 6. SMBC Indonesia: Economic Outlook by Mr. Chatib Basri & SMBC Group Townhall	1. 20 February 2025 2. 25–26 April 2025 3. 21 May 2025 4. 31 July 2025 5. 9 September 2025 6. 17 December 2025
5	Atsushi Hino – Director	1. Sustainability & GHG Accounting Seminar: Navigating Climate Regulations in Indonesia 2. Building Bridges: Intercultural Communication for Better Collaboration 3. Refresher SMR Training Grade 7 4. Expat Refresher Program – Mastering Facilitation 5. Table Top Exercise – Cyber Incident Response Program 6. SMBC Indonesia: Economic Outlook by Mr. Chatib Basri & SMBC Group Townhall	1. 11 April 2025 2. 23 June 2025 3. 20 August 2025 4. 10 and 19 November 2025 5. 11 November 2025 6. 17 December 2025
6	Yuki Terayama – Director	1. SMBC Indonesia: Senior Leader Alliance Strategy Workshop 2. Treasury Certification Training 3. High-Level Campaign Local Currency Transaction (LCT) & Indonesia–Japan Cross-Border QRIS (Bank Indonesia) 4. SMBC Indonesia Leadership Series: Leading Conglomerate Companies in Indonesia 5. Tri-Party Agent Repo and Expansion of GMRA Signings for the Development of Indonesia's Financial Markets (Bank Indonesia) 6. SMBC Indonesia: Economic Outlook by Mr. Chatib Basri & SMBC Group Townhall	1. 25–26 April 2025 2. 20 June 2025 3. 25 August 2025 4. 9 September 2025 5. 6 October 2025 6. 17 December 2025

Board of Directors

No.	Name and Position	Training	Date
7	Merisa Darwis – Director	1. SMBC Indonesia: Indonesian Sign Language Workshop 2. SMBC Indonesia: Economic Outlook 2025 3. Risk Management Certification Training Level 7 4. Risk Management Certification Examination Level 7 5. Beyond Compliance in 2025: Navigate Regulatory Shifts & Gain a Competitive Edge 6. SMBC Indonesia: Senior Leader Alliance Strategy Workshop 7. INSEAD: Strategic Decision Making for Leaders 8. FORTUNE Indonesia Brainstorm 9. Indonesia AI Day for Security Workshop 10. SMBC Indonesia: Economic Outlook Update by Mr. Raden Pardede & Townhall of SMBC Financial Conglomeration 11. SMBC Indonesia Leadership Series: Leading Conglomerate Companies in Indonesia 12. SMBC Indonesia Leadership Series: Developing People, Not Just Players: The Mindset Behind Great Teams 13. SMBC Indonesia: Economic Outlook by Mr. Chatib Basri & SMBC Group Townhall	1. 6 February – 12 March 2025 2. 18 February 2025 3. 1 March 2025 4. 20 March 2025 5. 21 March 2025 6. 25–26 April 2025 7. 2–5 June 2025 8. 12 June 2025 9. 1 July 2025 10. 31 July 2025 11. 9 September 2025 12. 2 December 2025 13. 17 December 2025
8	Hanna Tantani – Director	1. SMBC Indonesia: Economic Outlook 2025 2. The Role of GRC in Strengthening Investor Confidence and Financial Sector Stability 3. Risk Management Certification Training Level 7 4. Risk Management Certification Examination Level 7 5. The Trump Effect and Asia's Fundamentals 6. Coupa – AI-Driven Total Spend Management Indonesia 7. GITEX Asia x AI 8. Deloitte SEA CFO Agenda 2025: The Rise of the Exponential CFO 9. OJK Webinar: Agentic AI in Finance – A New Era of Autonomous Decision-Making 10. PERBANAS: CFO Forum 11. APPI: Economic Outlook 2026 Seminar 12. SMBC Indonesia Leadership Series: Leading Conglomerate Companies in Indonesia 13. KPMG: Board Governance Forum 2025 14. IGNITE – Danantara Partnership 15. Afternoon Tea #23 Kompas Collaboration Forum 16. SMBC Indonesia: Economic Outlook by Mr. Chatib Basri & SMBC Group Townhall	1. 18 February 2025 2. 25 February 2025 3. 12 March 2025 4. 20 March 2025 5. 10 April 2025 6. 10 April 2025 7. 23 April 2025 8. 22 May 2025 9. 3 July 2025 10. 24–25 July 2025 11. 2 September 2025 12. 9 September 2025 13. 18 September 2025 14. 25 September 2025 15. 26 September 2025 16. 17 December 2025

ASSESSMENT OF COMMITTEES UNDER THE BOARD OF DIRECTORS

Criteria and Procedure of Assessment

In assessing the committees under the Board of Directors, considerations, among others, including meeting attendance, as well as the implementation of duties. Especially to ensure that all main strategies and initiatives are acted on.

Assessment Results

Based on considering conducting the assessment, the Board of Directors views that in 2025, all committees have appropriately carried out their duties. Thus, the committees under the supervision of the Board of Directors were actively involved in supporting the duties of the Board of Directors.

Transparency of Information on the Board of Commissioners and the Board of Directors

DIVERSITY IN THE COMPOSITION OF THE BOARD OF COMMISSIONERS AND THE BOARD OF DIRECTORS

The policy on the diversity in the composition of the Board of Commissioners and the Board of Directors applied within the Bank refers to the Circular Letter of the Financial Services Authority No. 32/SEOJK.04/2015 on the Integrated Corporate Governance Guidelines. Therefore, the appointment of the Board of Commissioners and the Board of Directors has taken into account and complied with the diversity factor.

Diversity in the Board of Commissioners is reflected in determining the expertise, knowledge, and experience required to perform supervisory duties and provide advice. The composition that has taken into account the needs of a Public Company is a positive point, specifically concerning decision-making as part of the implementation of its supervisory function with consideration of a wider range of aspects.

As in the case with the Board of Commissioners, diversity in the composition of members of the Board of Directors is a combination of preferred characteristics, both from the aspect of the Board of Directors as a company organ as well as an individual, in line with the needs of the Bank. Such combination is determined by considering the expertise, knowledge, and experience in accordance with the division of duties and functions of the Board of Directors in accomplishing the objectives of the Bank.

Considerations on the combination of characteristics of the Board of Commissioners will impact the accuracy of the nomination and appointment process of individual members of the Board of Directors or collegially the Board of Directors. It also applies in the case of the Board of Commissioners.

Aspect of Diversity	Board of Commissioners	Board of Directors
Nationality	· Indonesian · Singaporean · Japanese	· Indonesian · Japanese
Education	· Economics · Financial Management · Monetary	· Economics · Financial Management · Law
Work Experience	· Banking Practitioner · Auditor	· International Banking · Risk Management · Financial Executive
Gender	· 3 Female · 3 Male	· 4 Female · 4 Male

MEETINGS OF THE BOARD OF COMMISSIONERS AND THE BOARD OF DIRECTORS

Meetings of the Board of Commissioners

Provisions

The provisions that regulate the meetings of the Board of Commissioners as contained in the Board of Commissioners' Manual (BOC Manual), among others, include the following:

1. Meetings of the Board of Commissioners must be held periodically at least 1 (one) time within 2 (two) months.
2. Meetings of the Board of Commissioners must be attended in person by members at least 2 (two) times a year.
3. The Board of Commissioners must periodically hold the meetings jointly with the Board of Directors at least 1 (one) time every 4 (four) months.
4. The Board of Commissioners must schedule the meetings for the following year before the end of the fiscal year.
5. Meetings of the Board of Commissioners are led by the President Commissioner or in the event the President Commissioners is unavailable, by another Commissioner appointed in the meeting.
6. Meetings of the Board of Commissioners are valid and have the right to make binding decisions if more than 1/2 (one-half) of the total members of the Board of Commissioners are present or represented in the meetings.

Transparency of Information on the Board of Commissioners and the Board of Directors

7. Decision-making in the Board of Commissioners Meetings is conducted based on deliberation and consensus.
8. If the deliberative decision for consensus cannot be reached, then the decision is valid if it is taken by voting based on affirmative votes of at least 2/3 (two-thirds) of the total votes cast at the meeting.
9. All decisions legally made in the Meetings of the Board of Commissioners are binding to all members of the Board of Commissioners.
10. Dissenting opinions that occur in the Meetings of the Board of Commissioners are required to be recorded clearly in the meeting minutes, together with the reasons behind such differences in opinions.

Meeting Frequency and Attendance of the Board of Commissioners

Name	Position	Meeting of the Board of Commissioners			Coordination Meeting of the Board of Commissioners & Board of Directors			Attendance in the GMS		
		Number of Meeting	Total Attendance	%	Number of Meeting	Total Attendance	%	Total GMS	Total Attendance	%
Chow Ying Hoong	President Commissioner	7	7	100%	7	7	100%	1	1	100%
Takeshi Kimoto	Commissioner	7	7	100%	7	7	100%	1	1	100%
Ninik Herlani Masli Ridhwan	Independent Commissioner	7	6	86%	7	7	100%	1	1	100%
Onny Widjanarko	Independent Commissioner	7	7	100%	7	7	100%	1	1	100%
Marita Alisjahbana	Independent Commissioner	7	6	86%	6	7	86%	1	1	100%
Kusumaningtuti Sandriharmy Soetiono	Independent Commissioner	6	5	83%	5	6	83%	1	1	100%
Edmund Tondobala*	Independent Commissioner	1	1	100%	1	1	100%	1	1	100%
Ongki Wanadjati Dana*	Commissioner	1	1	100%	1	1	100%	1	1	100%

* Effective until the closing of the 2025 Annual General Meeting of Shareholders (22 April 2025).

Meeting Agenda of the Board of Commissioners

No	Minutes of Meeting No.	Date	Meeting Agenda
1	MOM.0001/BOC/II/2025	4 February 2025	1. Q4/2024 Audit Committee Report 2. Q4/2024 Risk Monitoring Committee Report 3. Q4/2024 Remuneration & Nomination Committee Report 4. Q4/2024 Integrated Governance Committee Report
2	MOM.0002/BOC/IV/2025	30 April 2025	1. Q1/2025 Audit Committee Report 2. Q1/2025 Risk Monitoring Committee Report 3. Q1/2025 Remuneration & Nomination Committee Report 4. Q1/2025 Integrated Governance Committee Report
3	MOM.0003/BOC/VI/2025	26 June 2025	1. Self-Assessment Report for the Performance of Audit Committee 2. Self-Assessment Report for the Performance of Risk Monitoring Committee 3. Self-Assessment Report for the Performance of Remuneration & Nomination Committee 4. Self-Assessment Report for the Performance of Integrated Governance Committee
4	MOM.0004/BOC/VIII/2025	4 August 2025	1. Q2 2025 Audit Committee Report 2. Q2 2025 Risk Monitoring Committee Report 3. Q2 2025 Remuneration & Nomination Committee Report 4. Q2 2025 Integrated Governance Committee Report
5	MOM.0005/BOC/X/2025	30 October 2025	1. Q3 2025 Audit Committee Report 2. Q3 2025 Risk Monitoring Committee Report 3. Q3 2025 Remuneration & Nomination Committee Report 4. Q3 2025 Integrated Governance Committee Report
6	MOM.0006/BOC/XI/2025	10 November 2025	Discussion on the result of OJK Exit Meeting
7	MOM.0007/BOC/XI/2025	27 November 2025	1. BOC Approval on Audit Committee Working Plan FY2026 2. BOC Approval on Risk Monitoring Committee Working Plan FY2026 3. BOC Approval on Integrated Governance Committee Working Plan FY2026

Meetings of the Board of Directors

Provisions

The provisions that regulate the meetings of the Board of Directors as contained in the Manual of the Board of Directors, among others, include the following:

1. Meetings of the Board of Directors must be held periodically at least 1 (one) time on each month.
2. Meetings of the Board of Directors may be held if attended or represented by the majority of all the members of the Board of Directors.
3. The Board of Directors must periodically hold the meetings jointly with the Board of Commissioners at least 1 (one) time every 4 (four) months.
4. The Board of Directors must schedule the meetings for the following year before the end of the fiscal year.
5. For scheduled meetings, related materials are delivered to participants at the latest 5 (five) days before the meeting.
6. Meetings of the Board of Directors are valid and have the right to make binding decisions if more than 1/2 (one-half) of the total members of the Board of Directors are present or represented in the meetings.
7. In the event that a meeting is held outside the schedule that has been prepared as referred to, the meeting materials shall be submitted to the meeting participants at the latest before the meeting is held.
8. Every policy and strategic decision must be decided through a Board of Directors meeting with due observance of the applicable provisions.
9. The Board of Directors meeting is led by the President Director, or in the event of his absence by another Director appointed in the meeting, which does not need to be proven to a 3rd party.
10. Decision-making of the BOD meeting shall be based on deliberation to reach a consensus.
11. If deliberation for consensus is not reached, the decision is valid if taken by voting based on the affirmative votes of more than ½ (one-half) of the total number of votes cast in the meeting.
12. All resolutions validly adopted in the Board of Directors Meeting are binding for all members of the Board of Directors.
13. Differences of opinion occurring in the Board of Directors meeting must be clearly stated in the minutes of the meeting along with the reasons for the differences of opinion.

Meeting Frequency and Attendance of the Board of Directors

Name	Position	Meeting of the Board of Directors			Coordination Meeting of the Board of Commissioners & Board of Directors			Attendance in the GMS		
		Number of Meeting	Total Attendance	%	Number of Meeting	Total Attendance	%	Total GMS	Total Attendance	%
Henoch Munandar	President Director	35	34	97%	7	7	100%	1	1	100%
Jun Saito	Deputy President Director	20	20	100%	5	5	100%	-	-	-
Michellina Laksmi Triwardhany	Deputy President Director	17	15	88%	5	5	100%	-	-	-
Dini Herdini	Compliance Director	35	29	83%	7	7	100%	1	1	100%
Atsushi Hino	Director	35	34	97%	7	7	100%	1	1	100%
Merisa Darwis	Director	35	31	89%	7	6	86%	1	1	100%
Hanna Tantani	Director	35	34	97%	7	7	100%	1	1	100%
Yuki Terayama	Director	20	20	100%	5	5	100%	-	-	-
Kaoru Furuya*	Deputy President Director	12	8	67%	1	1	100%	1	1	100%
Darmadi Sutanto*	Deputy President Director	12	8	67%	1	1	100%	1	1	100%
Keishi Kobata*	Director	12	12	100%	1	1	100%	1	1	100%

* Effective until the closing of the 2025 Annual General Meeting of Shareholders (22 April 2025)

Transparency of Information on the Board of Commissioners and the Board of Directors

Meeting Agenda of the Board of Directors

No	Minutes of Meeting No.	Date	Meeting Agenda
1	MOM.0001/BOD/I/2025	14 January 2025	1. Financial Performance Update YTD December 2024 2. Internal Audit Update 3. Governance Update - Updates on OJK Regulation on Financial Conglomerate Holding Company 4. SLIK Project Progress Update & Kickoff Project Antasena 5. Strategic Implementation Monitoring Framework
2	MOM.0002/BOD/I/2025	21 January 2025	1. Q4 2024 Business Banking Update 2. Q4 2024 Retail Lending Business Update 3. Governance Update 4. Q4 2024 Wealth Management Business and Network & Distribution Update 5. Updates on PIKK 6. Treasury Update 7. Updates on Next Gen Core
3	MOM.0003/BOD/I/2025	30 January 2025	1. Q4 2024 Digital Banking Business Update 2. Q4 2024 Corporate Banking Japanese Update 3. Q4 2024 Wholesale Banking Group Update 4. Q4 2024 CLCS Update i. Compliance Update ii. AML CFT Update iii. Communications & DAYA Update 5. FY2024 Operations & Technology Update
4	MOM.0004/BOD/II/2025	11 February 2025	1. Progress SLIK & Antasena Improvement Project 2. Governance Update 3. Financial Performance Updatae YTD January 2025 4. Q4 2024 Network & Distribution Update (continuation)
5	MOM.0005/BOD/II/2025	14 February 2025	Human Resource Update
6	MOM.0006/BOD/II/2025	25 February 2025	1. Treasury Update 2. Governance Update 3. Brand Transformation Update 4. Updates on Audited Financial Result
7	MOM.0007/BOD/III/2025	11 March 2025	1. FY2024 BTPN Syariah Performance Update 2. FY2024 OTO Group Performance Update 3. Governance Update
8	MOM.0008/BOD/III/2025	11 March 2025	Human Resource Update
9	MOM.0009/BOD/III/2025	18 March 2025	1. Update from Finance: i. Financial Performance YTD February 2025 ii. Dividend Payment Proposal iii. Contra Revenue 2. Treasury Update 3. SOX Update - CLC, PLC & ITGC Roll Forward Results 4. Governance Update
10	MOM.0010/BOD/IV/2025	8 April 2025	Updates on Recent Economic Condition
11	MOM.0011/BOD/IV/2025	15 April 2025	1. Update from Finance: i. Financial Performance YTD March 2025 ii. Corporate Plan Approval 2. Q1 2025 Wealth Management Business and Network Distribution Update 3. Internal Audit Update 4. FY2024 Bankwide Outsourcing Update
12	MOM.0012/BOD/IV/2025	21 April 2025	1. Q1 2025 Business Banking Update 2. RBB Data Analytics Workgroup 3. Treasury Update 4. Governance Update
13	MOM.0013/BOD/IV/2025	29 April 2025	1. Q1 2025 Digital Banking Business Update 2. Q1 2025 Retail Lending Business Update 3. Q1 2025 Corporate Banking Japanese Update 4. Q1 2025 Wholesale Banking Group 5. Q1 2025 Compliance, AML & Communications DAYA Update
14	MOM.0014/BOD/V/2025	6 May 2025	1. Q1 2025 BTPN Syariah Performance Results 2. Q1 2025 Operations & Technology Update 3. Governance Update 4. Update Progress Project SLIK & Antasena

No	Minutes of Meeting No.	Date	Meeting Agenda
15	MOM.0015/BOD/V/2025	20 May 2025	1. Q1 2025 OTO Group Performance Results 2. Update from Finance: i. Financial Performance Update YTD April 2025 ii. Updates on KPI 2025 3. Governance Update 4. Updates from PERLINKOS Committee 5. Cross Sell Workrgoup Update 6. Updates on Next Gen Core
16	MOM.0016/BOD/V/2025	20 May 2025	1. Treasury Update 2. Updates on BOD Meeting Arrangement
17	MOM.0017/BOD/VI/2025	17 June 2025	1. Human Resource Update 2. Governance Update 3. Financial Performance Updatae YTD May 2025 4. Update Progress Project SLIK & Antasena
18	MOM.0018/BOD/VI/2025	24 June 2025	1. Bank Business Plan for BOD Approval 2. Treasury Update 3. Monhtly Business Update 4. Governance Update
19	MOM.0019/BOD/VII/2025	15 July 2025	1. Financial Performance YTD June 2025 2. Internal Audit Update 3. Governance Update 4. Update Progress Project SLIK & Antasena
20	MOM.0020/BOD/VII/2025	22 July 2025	1. Q2 2025 Digital Banking Business Update 2. Q2 2025 Wealth Management Business and Network Distribution Update 3. Q2 2025 Retail Lending Business Update 4. Governance Update
21	MOM.0021/BOD/VII/2025	29 July 2025	1. Q2 2025 Business Banking Update 2. Q2 2025 Corporate Banking Japanese Business Update 3. Q2 2025 Wholesale Banking Group Update 4. Treasury Update 5. Q2 2025 Compliance, AML & Communications DAYA Update
22	MOM.0022/BOD/VIII/2025	5 August 2025	1. Q2 2025 Operations & Technology Update 2. Q2 2025 BTPN Syariah Performance Update 3. Q2 2025 OTO Group Update 4. Governance Update
23	MOM.0023/BOD/VIII/2025	19 August 2025	1. Financial Performance YTD July 2025 2. Update Progress Project SLIK & Antasena
24	MOM.0024/BOD/VIII/2025	26 August 2025	1. Treasury Update 2. Monthly Business Update 3. Bank Business Plan 2026-2028 Kick-off 4. Governance Update 5. SOX Update – CLC Mid-Year and PLC DE Result
25	MOM.0025/BOD/IX/2025	16 September 2025	1. Financial Performance YTD August 2025 2. Governance Update 3. SOX Update – IT CLC dan ITGC Result
26	MOM.0026/BOD/IX/2025	30 September 2025	1. Treasury Update 2. Monthly Business Update (Corporate & Business Banking) 3. Governance Update
27	MOM.0027/BOD/X/2025	14 October 2025	1. Financial Performance YTD September 2025 2. Monthly Business Update (Retail Banking) 3. 2025 SMBC Cyber Security Incident Response Program 4. Internal Audit Update 5. Governance Update 6. Update Progress SLIK & Antasena Project
28	MOM.0028/BOD/X/2025	20 October 2025	Property Asset Sales Proposal
29	MOM.0029/BOD/X/2025	21 October 2025	1. Q3 2025 Digital Banking Business Update 2. Q3 2025 Wealth Management Business and Network Distribution Update 3. Q3 2025 Retail Lending Business Update
30	MOM.0030/BOD/X/2025	28 October 2025	1. Q3 2025 Business Banking Update 2. Q3 2025 Corporate Banking Japanese Update 3. Q3 2025 Wholesale, Commercial and Transaction Banking Update 4. Treasury Update 5. Q3 2025 CLCS Update: i. Compliance Update ii. AML-CFT Update iii. Communications & Daya Update iv. Anti-Financial Crime Update
31	MOM.0031/BOD/XI/2025	4 November 2025	1. Updates from OTO Group: i. Business Plan Update ii. Q3 2025 Performance Update 2. Updates from BTPN Syariah i. Business Plan Update ii. Q3 2025 Performance Update 3. Q3 2025 Operations & Technology Update

Transparency of Information on the Board of Commissioners and the Board of Directors

No	Minutes of Meeting No.	Date	Meeting Agenda
32	MOM.0032/BOD/XI/2025	18 November 2025	1. Financial Performance YTD October 2025 2. Cross Sell Q3 Update and Q4 Outlook 3. Bank Business Plan 2026-2028 for BOD Approval 4. Governance Update 5. Update Progress Project SLIK & Antasena
33	MOM.0033/BOD/XI/2025	25 November 2025	1. Treasury Update 2. Monthly Business Update 3. Updates from PERLINKOS Committee 4. SOX Update 5. Extension Core Banking System – BFEQ 6. Updates on Bank Business Plan
34	MOM.0034/BOD/XII/2025	9 December 2025	Project Helios NBO Submission
35	MOM.0035/BOD/XII/2025	16 December 2025	1. Financial Performance YTD November 2025 2. Treasury Update 3. Human Resource Update 4. Governance Update 5. Update Progress Project SLIK & Antasena

Implementation of Coordination Meetings of the Board of Commissioners and the Board of Directors

Coordination Meetings of the Board of Commissioners and Board of Directors have been set regularly along with the schedule of Board of Commissioners Meetings and Board of Directors Meetings throughout the year. Meeting materials and minutes have been distributed to meeting participants and have been well documented.

The Board of Commissioners meets regularly with the Board of Directors as part of its effective oversight function on strategic, financial, operations, internal control systems, compliance, risk management, and governance aspects.

Meetings are attended either physically or through teleconference technology by the Board of Commissioners members. During 2025, the Coordination Meeting of the Board of Commissioners and the Board of Directors were conducted 7 (seven) times. All frequencies and levels of attendance have been presented in the "Meetings of the Board of Commissioners" and "Meetings of the Board of Directors" sections.

Meeting decisions were made by deliberation and consensus. During 2025, there were no dissenting opinions in the decisions of the meetings held.

Meeting Agenda of Coordination Meeting of the Board of Commissioners and the Board of Directors

No	Minutes of Meeting No.	Date	Meeting Agenda
1	MOM.0001/BOC-BOD/I/2025	4 February 2025	1. Report on GCG Self-Assessment as of December 2024 2. Report on Financial Performance FY2024 (unaudited) 3. Report on Compliance and AML for positon Q4 2024 4. Monitoring of BOC Committee Recommendation 2H24
2	MOM.0002/BOC-BOD/IV/2025	30 April 2025	1. Report on Financial Performance for the position Q1/2025 2. BOC Approval on Financial Conglomeration Corporate Plan of Financial Conglomeration Holding Company (FCHC) SMBC Indonesia for the year 2025-2029 3. Report on Compliance and AML for positon Q1 2025
3	MOM.0003/BOC-BOD/VI/2025	26 June 2025	1. BOC Approval for Bank Business Plan Revision for year 2025 - 2027. 2. Updates on PERLINKOS Committee
4	MOM.0004/BOC-BOD/VIII/2025	4 August 2025	1. Report on Financial Performance for the position Q2 2025 2. Report on GCG Self-Asessment as of June 2025 3. Report on Compliance and AML for positon Q2 2025 4. Monitoring of BOC Recommendation 1H25
5	MOM.0005/BOC-BOD/X/2025	30 October 2025	1. Updates on OJK Exit Meeting 2. Report on Financial Performance for the position Q3 2025 3. Report on Compliance and AML for positon Q3 2025
6	MOM.0006/BOC-BOD/XI/2025	17 November 2025	Follow Up Action Towards OJK Exit Meeting and Forecast of Cost of Credit and Net Interest Margin
7	MOM.0007/BOC-BOD/XI/2025	27 November 2025	1. BOC Approval on Bank Business Plan for year 2026-2028 2. Updates from PERLINKOS Committee

AFFILIATION OF THE BOARD OF COMMISSIONERS, THE BOARD OF DIRECTORS, CONTROLLING SHAREHOLDERS

Board of Commissioners

Name	Financial Relations with						Family Relations with					
	Board of Commissioners		Board of Directors		Controlling Shareholders		Board of Commissioners		Board of Directors		Controlling Shareholders	
	Yes	No	Yes	No	Yes	No	Yes	No	Yes	No	Yes	No
Chow Ying Hoong	-	√	-	√	√	-	-	√	-	√	-	√
Takeshi Kimoto	-	√	-	√	√	-	-	√	-	√	-	√
Ninik Herlani Masli Ridhwan	-	√	-	√	-	√	-	√	-	√	-	√
Onny Widjanarko	-	√	-	√	-	√	-	√	-	√	-	√
Marita Alisjahbana	-	√	-	√	-	√	-	√	-	√	-	√
Kusumaningtuti Sandriharmy Soetiono	-	√	-	√	-	√	-	√	-	√	-	√

Board of Directors

Name	Financial Relations with						Family Relations with					
	Board of Commissioners		Board of Directors		Controlling Shareholders		Board of Commissioners		Board of Directors		Controlling Shareholders	
	Yes	No	Yes	No	Yes	No	Yes	No	Yes	No	Yes	No
Henoch Munandar	-	√	-	√	-	√	-	√	-	√	-	√
Jun Saito	-	√	-	√	-	√	-	√	-	√	-	√
Michellina Laksmi Triwardhany	-	√	-	√	-	√	-	√	-	√	-	√
Dini Herdini	-	√	-	√	-	√	-	√	-	√	-	√
Atsushi Hino	-	√	-	√	-	√	-	√	-	√	-	√
Yuki Terayama	-	√	-	√	-	√	-	√	-	√	-	√
Merisa Darwis	-	√	-	√	-	√	-	√	-	√	-	√
Hanna Tantani	-	√	-	√	-	√	-	√	-	√	-	√

Transparency of Information on the Board of Commissioners and the Board of Directors

POLICY ON CHANGES IN SHARE OWNERSHIP OF THE BOARD OF COMMISSIONERS AND THE BOARD OF DIRECTORS

Reference of Provisions

The Bank has a policy regarding the obligation of the Board of Commissioners and Board of Directors to make disclosures to the Bank regarding share ownership and any changes in share ownership must be disclosed within 3 working days after the transaction.

The procedure refers to OJK Regulation No. 4 of 2024 concerning a Report on Ownership or Any Change in Share Ownership of a Public Company and a Report on the Activities of Pledging Shares of a Public Company as well as OJK Circular Letter Number 10/SEOJK.04/2025 concerning the Submission of Share Ownership Reports or Any Changes in Share Ownership of a Company.

Disclosure of Shares Ownership and Its Changes by the Board of Commissioners

Referring to the Financial Services Authority Regulation and Corporate Governance Policy regarding the report on Share Ownership or Change in Share Ownership of the Board of Commissioners, during 2025, there was share ownership of SMBC Indonesia by the Board of Commissioners and disclosure of the share ownership report has been made in accordance with applicable regulations.

The following table shows the Board of Commissioners share ownership and its changes as of 31 December 2025:

Name	Position	2025		2024	
		Total Shares	Percentage of Ownership	Total Shares	Percentage of Ownership
Chow Ying Hoong	President Commissioner	0	0,000%	0	0,000%
Takeshi Kimoto	Commissioner	0	0,000%	0	0,000%
Ninik Herlani Masli Ridhwan	Independent Commissioner	0	0,000%	0	0,000%
Onny Widjanarko	Independent Commissioner	0	0,000%	0	0,000%
Marita Alisjahbana	Independent Commissioner	0	0,000%	0	0,000%
Kusumaningtuti Sandriharmy Soetiono*	Independent Commissioner	0	0,000%	-	-

* Kusumaningtuti Sandriharmy Soetiono was appointed and became effective as Independent Commissioner at the Annual General Meeting of Shareholders on 22 April 2025.

In order to maintain independence to provide objective considerations for the interests of the company and regardless of potential conflicts of interest, no Independent Commissioner owns shares of the Bank or its subsidiary companies, or receives incentives or bonuses in the form of shares from the Bank.

Disclosure of Shares Ownership and Its Changes by the Board of Directors

In accordance with the Financial Services Authority Regulation and Corporate Governance Manual related to the report on Share Ownership or Change in Share Ownership of the Board of Directors, during 2025, there was share ownership of SMBC Indonesia by the Board of Directors and disclosure of the share ownership report has been made in accordance with applicable regulations.

The following is a table of the Board of Directors' share ownership and its changes as of 31 December 2025:

Name	Position	Share Ownership				Changes in Share Ownership during 2025						
		Per 31 December 2024		Per 31 December 2025		Transaction Type	Number of Shares Transacted	Price Per Share (IDR)	Transaction Date	Transaction Purpose	Share Ownership Status	OJK Reporting Date
		Total Shares	Percentage of Ownership	Total Shares	Percentage of Ownership							
Henoch Munandar	President Director	175,256	0.002%	176,756	0.002%	Implementation of Share Ownership in the Material Risk Taker Program	1,500	2,240	October 9, 2025	Material Risk Taker Program	Direct	October 10, 2025
Jun Saito*	Deputy President Director	-	-	0	0.000%	-	-	-	-	-	-	-
Michellina Laksmi Triwardhany**	Deputy President Director	-	-	0	0.000%	-	-	-	-	-	-	-
Dini Herdini	Compliance Director	120,072	0.001%	121,572	0.001%	Implementation of Share Ownership in the Material Risk Taker Program	1,500	2,240	October 9, 2025	Material Risk Taker Program	Direct	October 10, 2025
Atsushi Hino	Director	1,500	0.000%	3,000	0.000%	Implementation of Share Ownership in the Material Risk Taker Program	1,500	2,240	October 9, 2025	Material Risk Taker Program	Direct	October 10, 2025
Yuki Terayama***	Director	-	-	0	0.000%	-	-	-	-	-	-	-
Merisa Darwis	Director	223,858	0.002%	225,358	0.002%	Implementation of Share Ownership in the Material Risk Taker Program	1,500	2,240	October 9, 2025	Material Risk Taker Program	Direct	October 10, 2025
Hanna Tantani	Director	149,654	0.001%	151,154	0.001%	Implementation of Share Ownership in the Material Risk Taker Program	1,500	2,240	October 9, 2025	Material Risk Taker Program	Direct	October 10, 2025

* Jun Saito was appointed as Deputy President Director at the Annual GMS on 22 April 2025 and effective on 23 May 2025.
** Michellina Laksmi Triwardhany was appointed as Deputy President Director at the Annual GMS on 22 April 2025 and effective on 26 June 2025.
*** Yuki Terayama was appointed as Director at the Annual GMS on 22 April 2025 and effective on 27 May 2025.

Transparency of Information on the Board of Commissioners and the Board of Directors

NOMINATION OF THE BOARD OF COMMISSIONERS AND THE BOARD OF DIRECTORS

Board of Commissioners

Policies and Procedures

The nomination policy for members of the Board of Commissioners is carried out to select and/or replace members of the Board of Commissioners, which will then be presented at the General Meeting of Shareholders. The candidate selection process is conducted by the Remuneration and Nomination Committee. The Committee will consider competence, professional experience, and diversity of composition without discriminating against race, ethnicity, gender, and religion.

The Bank may engage the services of an independent third party with a reputable standing (search firm) in the selection process of candidates for members of the Board of Commissioners. The third party (search firm) appointed by the Bank will assist in the selection process, including:

1. identifying candidates in the market who meet the required qualifications and criteria;
2. Providing a shortlist of recommended candidates after conducting interviews and selection processes (including background checks, reference checks, and evaluations); and
3. Providing the necessary consultation to the Remuneration and Nomination Committee.

The Remuneration and Nomination Committee proposes the selected candidates to the Board of Commissioners for approval and ratification at the General Meeting of Shareholders. However, prior to this, the Board of Commissioners passed the fit and proper test before carrying out their duties. The Bank's management must meet the requirements of integrity, competence, and financial reputation. As of December 2025, all members of the Board of Commissioners have passed the fit and proper test.

The Board of Commissioners Nomination Process

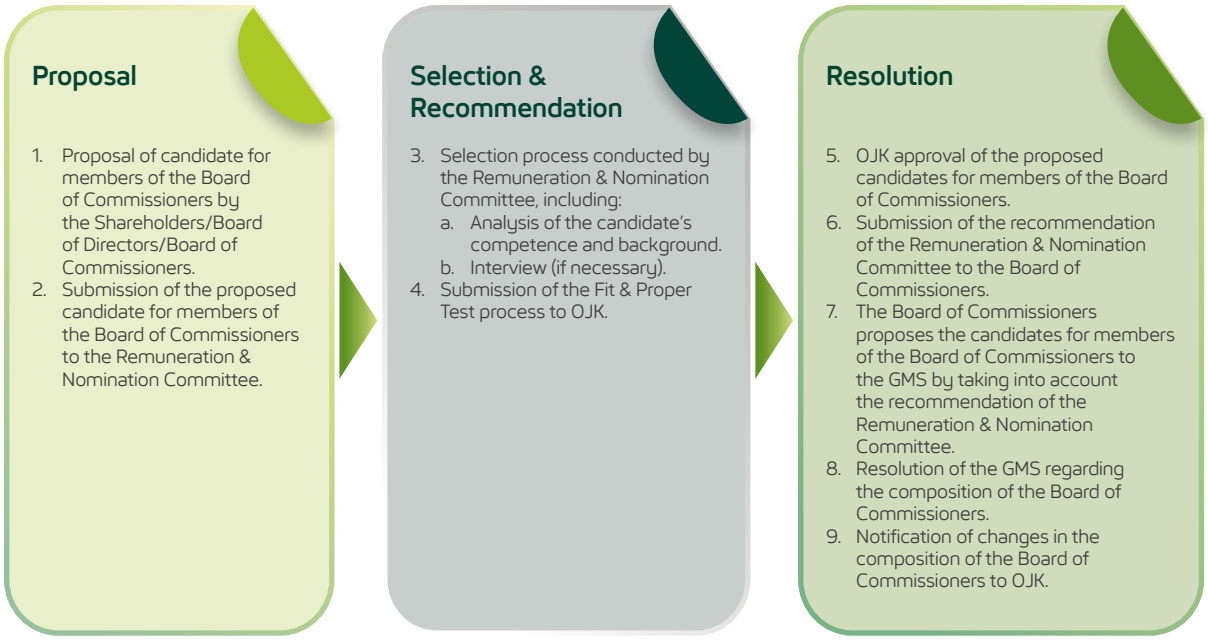

Board of Directors

Policies and Procedures

The nomination policy for members of the Board of Directors is conducted to select and/or replace members of the Board of Directors, which will then be presented at the General Meeting of Shareholders. The candidate selection process is conducted by the Remuneration and Nomination Committee. The Committee will consider competence and professional experience, as well as diversity in composition without discriminating against race, ethnicity, gender, and religion.

The Bank may engage the services of an independent third party with a reputable standing (search firm) in the selection process of candidates for members of the Board of Directors. The third party (search firm) appointed by the Bank will assist in the selection process, including:

I. Identifying candidates in the market who meet the required qualifications and criteria;
II. Providing a shortlist of recommended candidates after conducting interviews and selection processes (including background checks, reference checks, and evaluations); and
III. Providing the necessary consultation to the Remuneration and Nomination Committee.

The Remuneration and Nomination Committee proposes the selected candidates to the Board of Commissioners for approval and ratification at the General Meeting of Shareholders. However, prior to this, the Board of Directors passed the fit and proper test before carrying out their duties. The Bank's Board of Directors must meet the requirements of integrity, competence, and financial reputation. As of December 2025, all members of the Board of Directors passed the fit and proper test.

The Board of Directors Nomination Process

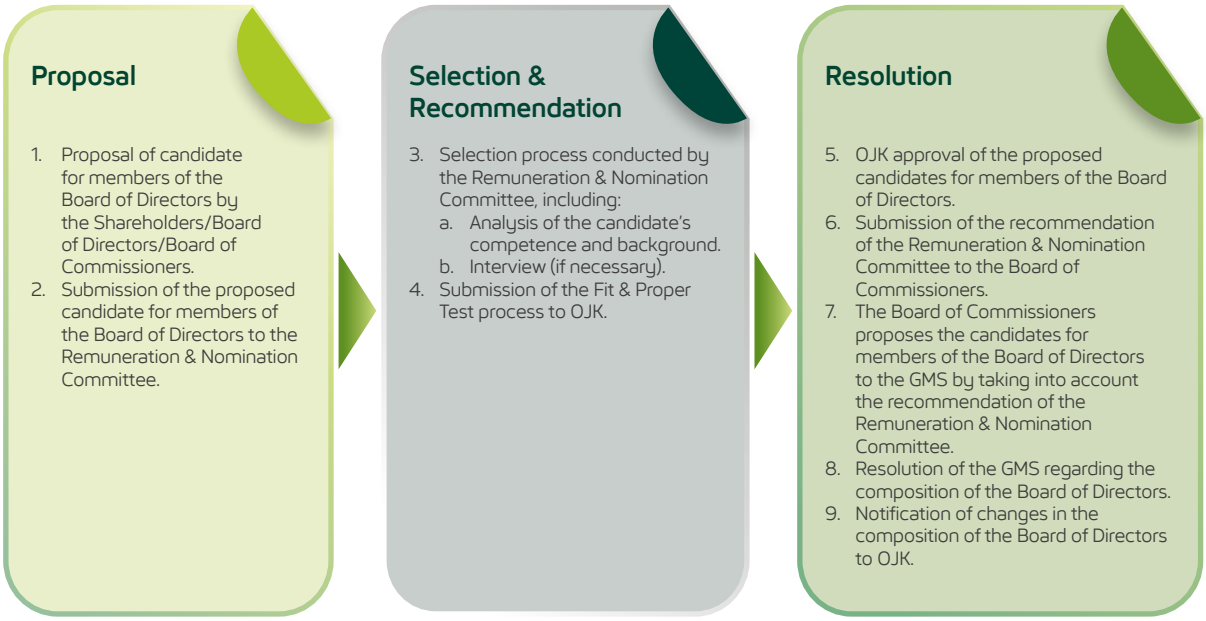

PERFORMANCE ASSESSMENT OF THE BOARD OF COMMISSIONERS AND THE BOARD OF DIRECTORS

Assessment Procedures

Performance assessment of the Board of Commissioners and the Board of Directors is carried out through the self-assessment method. The assessment is conducted collegially every year.

Assessment Criteria

The criteria used in the assessment on the Board of Commissioners cover the following:

1. Responsibility of the Board of Commissioners
2. Governance, risk management, compliance, and internal control
3. Structure, size, and composition of the Board of Commissioners
4. Meetings of the Board of Commissioners
5. Committees under the Board of Commissioners

The criteria used in the assessment on the Board of Directors cover the following:

1. Duties and responsibilities of the Board of Directors
2. Corporate governance, risk management, and internal control
3. Structure, size, and the composition of the Board of Directors
4. Effectiveness of meetings of the Board of Directors
5. Work units and committees supporting the Board of Directors.

Assessor

Performance assessment on the Board of Commissioners is carried out collegially. The Board of Commissioners simultaneously takes the self-assessment. The assessment results are then evaluated in the Meeting of the Board of Commissioners. Performance assessment of the Board of Directors is also done collegially. The Board of Directors simultaneously takes the self-assessment, and the assessment results are then evaluated in the Meeting of the Board of Commissioners.

Transparency of Information on the Board of Commissioners and the Board of Directors

Assessment Results

In 2025, the average result of the collegial performance assessment of the Board of Commissioners was "Good" While the average result of the collegial performance assessment of the Board of Directors was "Good".

REMUNERATION OF THE BOARD OF COMMISSIONERS AND THE BOARD OF DIRECTORS

Policy

Determining the remuneration and other facilities for the Board of Commissioners and the Board of Directors refers to the decision of the Shareholders established through the GMS. Establishing the remuneration is considered based on the recommendation from the Remuneration and Nomination Committee.

In determining the remuneration of each of the Board of Commissioners and the Board of Directors, the Bank considers the general performance, individual performance appraisal, fairness with the peer group in the Bank and in the banking industry, as well as the capability of the Bank. The Bank's performance as one of the factors determining remuneration for members of the Board of Commissioners and the Board of Directors, among others, is illustrated by the Company's share price in the stock market.

Procedures of Determining Remuneration

The process of determining the remuneration of the Board of commissioners and the Board of Directors within the Bank, is explained in the flow chart below:

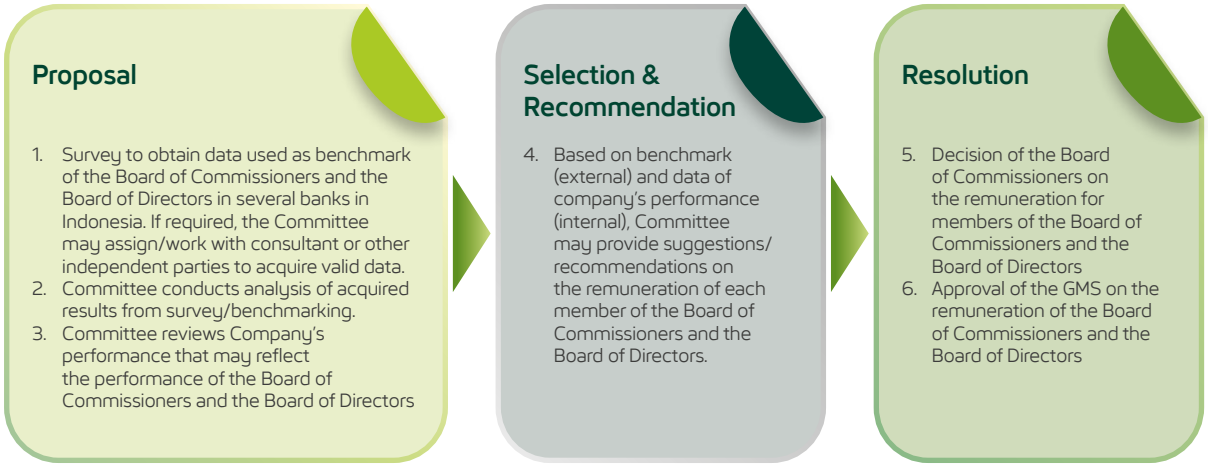

Remuneration Structure of the Board of Commissioners

Type of Remuneration and Other Facilities	Total Amount of Rupiah Received (Gross) in 1 (one) Year	
	Board of Commissioners	
	Total Recipients as of 31 December 2025	Rp Million
Honorarium and/or Allowance[1)]	6	22,700
Other facilities in the form of non-cash: housing, insurance, health, and others that:		
· Can be owned	6	128
· Cannot be owned	6	15
Total	**6**	**22,843**

1) Including the remuneration of members of the Board of Commissioners who served until 22 April 2025

Total Remuneration and Benefits in One Year	Number of the Board of Commissioners
Above Rp2 Billion	5
Above Rp1 Billion - Rp2 Billion	1
Above Rp500 Million – Rp1 Billion	0
Below Rp500 Million	0

Number of Members of the Board of Directors, Board of Commissioners, and Employees Receiving Fixed and Variable Remuneration for 1 (one) Year and the Total Amount.

Fixed Category

(Rp Million)

Detail	2025	2024
Board of Directors	104,803	59,043
Board of Commissioners	16,819	15,724
Employees	1,639,595	1,506,787

Variable Category

(Rp Million)

Detail	2025		2024	
	Headcount	Total	Headcount	Total
Board of Directors	10	35.618	10	31.878
Board of Commissioners	-	-	-	-
Employee Bonus	-	253.524	-	231.831
Employee Incentive	-	20.223	-	23.338

Shares Option of the Board of Directors, Board of Commissioners, and Executive Officers

Currently, SMBC Indonesia does not have a share option program.

Ratio of Highest and Lowest Salary

Detail	2025
Highest of Employee – Lowest of Employee	117,71
Highest of Director – Lowest of Director	5,42
Highest of Commissioner – Lowest of Commissioner	1,15
Highest of Director – Highest of Employee	2,17

Total Variable Remuneration Deferred

(Rp Million)

Detail	2025		2024	
	Headcount	Jumlah	Headcount	Jumlah
Board of Directors	19	13,133	18	12,013

Performance Review Related to Remuneration

The link between performance and remuneration is explained as follows:

1. The Bank adheres to the principle of meritocracy in providing remuneration to the Board of Directors and employees, both for fixed and variable remuneration. A review of individual remuneration is conducted annually and remuneration adjustments consider the Bank's performance, work unit performance, individual performance, and the Bank's capability.
2. Concerning the Bank's Performance Management, each member of the Board of Directors and employees has individual targets as the basis for individual performance appraisal. Individual targets of the Board of Directors are also the targets of the work unit/directorate the individual is in, derived from the Bank's targets, and then the targets gradually become the targets of the smallest work unit and the targets of individual employees at the lowest level. Each member of the Board of Directors has individual targets related to both financial and non-financial aspects, including Key Performance Indicators (KPIs) related to Sustainable Growth, which account for approximately 30% of the total KPIs
3. Performance assessment of the unit and the individuals is based on the realization of the targets of the work unit and the individuals. The unit performance is in the following category: Exceeding Target, Achieving Target, or Not Achieving Target. The unit performance also affects the performance of the head of the concerned unit.

Individual performance is assessed based on the realization of individual targets and evaluated with categories: Outstanding; Very Good; Good; Need Improvement; Poor.

The Bank also establishes a variable remuneration policy by taking into account performance and risk considerations. The Bank implements a remuneration strategy that incorporates long-term performance evaluation and the potential risks faced. The types

Transparency of Information on the Board of Commissioners and the Board of Directors

of risks considered are aligned with the Bank's risk profile and are reviewed annually, taking into account market conditions, performance, and the Bank's financial capacity. Currently, the Bank has identified several positions that have a significant impact on the Bank's risk profile (Material Risk Takers), namely members of the Board of Directors and Executive Officers such as the Board of Management.

The variable remuneration policy granted to Material Risk Takers is structured as follows:
a. 80% of the variable remuneration is paid in cash;
b. 20% of the variable remuneration is deferred and granted in the form of cash and/or shares.

Positions and Number of Parties that Become Material Risk Takers

Positions included in the material risk takers category are eight (8) Board of Directors and ten (10) Board of Managements. This number is the Material Risk Takers (MRT) during 2025.

Type of Remuneration and Other Facilities	Total Amount of Rupiah Received (Gross) in One Year	
	Board of Directors	
	Total Recipients as of 31 December 2025	Rp Million
Salary, bonus, routine allowance, tantiem, and other facilities in the form of cash[1)]	8	121,705
Other facilities in the form of non-cash: housing, insurance, health, and others that:		
· Can be owned	8	3,723
· Cannot be owned	8	44
Total	8	125,471

1) Includes the remuneration of members of the Board of Directors who worked until April 13, 2023, 22 June 2023 and 22 April 2025

Total Amount of Remuneration and Benefits in One Year	Number of the Board of Directors
Above Rp2 Billion	9
Above Rp1 Billion - Rp2 Billion	2
Above Rp500 Million – Rp1 Billion	0
Below Rp500 Million	2

Variable Remuneration

Variable remuneration within the Bank consists of Performance incentives and bonuses. The incentive is based on the employee's performance in sales, service, and collection. The incentive is provided monthly and quarterly.

Performance bonus is provided based on the Company's performance, the performance of the related work unit, and individual performance. Disbursement is realized in the following year. Performance bonus is extended in line with the performance and financial condition of the Bank. It is provided yearly to employees who do not receive an incentive and to the Board of Directors.

Loan Program

The Bank does not have a specific lending program for members of the Board of Directors or members of the Board of Commissioners. Members of the Board of Directors and/or members of the Board of Commissioners may apply for loans from existing commercial bank products with a fair interest rate as well as generally accepted terms and conditions.

Furthermore, this transaction will be reported by the Bank as part of Related Party Transactions.

Committees Under
The Board of Commissioners

Until the end of the 2025 financial year, the Board of Commissioners had 4 (four) committees, namely the Audit Committee, Remuneration & Nomination Committee, Risk Monitoring Committee, and Integrated Governance Committee. Each committee is responsible for conducting reviews and supervision based on the duties and responsibilities set out in the respective committee's Charter.

AUDIT COMMITTEE

The Audit Committee reports to the Board of Commissioners and established to support the implementation of duties of the Board of Commissioners related to financial information, internal control system, effectiveness of internal and external audits as well as the Bank's compliance implementation to prevailing laws and regulations.

Legal Basis

The establishment of the Bank's Audit Committee is based on a number of laws and regulations, namely as follows:

1. OJK Regulation Number 17 Year 2023 dated 14 September 2023 regarding the Implementation of Governance in Commercial Banks. and OJK Circular Letter number 14/SEOJK.03/2025 dated 24 June 2025 regarding the Implementation of Governance for Commercial Banks.
2. OJK Regulation Number 9 Year 2023 dated July 11, 2023 regarding The Use of Public Accountant and Public Accountant Firm in Financial Services Activities.
3. OJK Regulation No.1/POJK.03/2019 dated January 28, 2019 regarding the Implementation of Internal Audit Function in Commercial Banks
4. OJK Regulation No. 55/POJK.04/2015 dated 23 December 2015 regarding the Establishment and Working Guideline of Audit Committee
5. Good Corporate Governance Manual of SMBC Indonesia.

Statement of Having Committee Charter

In carrying out its duties and responsibilities, the Audit Committee has the Charter which governs, among others, organization, among others: organization, members qualification independence, duties and responsibilities, work ethics, authority, meeting, reporting responsibility, tenure, performance evaluation.

The Charter is reviewed periodically to ensure the coverage is in line with applicable provision and business development of the Bank. The last review was approved by members of the Audit Committee on 19 December 2025.

Responsibilities of the Audit Committee in Providing Recommendations on the Appointment and Dismissal of the External Auditor

The Audit Committee provides recommendation to the Board of Commissioners regarding the appointment of the Public Accountant (AP) and/or the Public Accounting Firm (KAP) to be conveyed to the General Meeting of Shareholders ("GMS"). The recommendation is prepared based on independency, scope of assignment and service fee.

In the event that the AP and/or KAP that has been decided by the GMS cannot complete the provision of audit services on annual historical financial information in the Professional Assignment Period, the Committee shall provide recommendations on the appointment of a replacement AP and/or KAP to be submitted to the Board of Commissioners.

The Committee provides recommendations by considering at least:

a. Independency of AP, KAP, and KAP insiders;
b. The scope of the audit;
c. Fees for audit services;
d. Expertise and experience of AP, KAP, and Audit Team of KAP;
e. The methodology, techniques, and audit facilities used by KAP;
f. The benefits of fresh eye perspectives that will be obtained through the replacement of AP, KAP, and Audit Team from KAP;
g. Potential risks from the use of audit services by the same KAP in a row for a sufficiently long period of time; and/or;
h. Evaluation results on the implementation of providing audit services on annual historical financial information by AP and KAP in the previous period, if any.

In addition, as part of the implementation of Financial Services Authority Regulation (POJK) Number 15 of 2024 concerning the Integrity of Bank Financial

Committees Under The Board of Commissioners

Reporting, the Audit Committee also carries out duties that include monitoring and evaluating:

- The implementation of internal control policies and procedures in the Bank's financial reporting process; and
- The conformity of the Financial Statements with financial accounting standards and the Financial Services Authority regulations concerning the recording of financial transactions.

Independency

The Audit Committee of SMBC Indonesia works and takes decisions independently, as reflected, among others, in the membership of the as reflected. Among others, in the membership of the committee as follows:

a. Independent Commissioner shall mean a member of the Board of Commissioners which:
   1) not an individual who works or has the authority and responsibility to plan, lead, control or supervise the activities of the Bank within the last 6 (six) months, unless in the context of re-appointment as the Independent Commissioner of the Bank for the following period;
   2) does not directly or indirectly own the Bank's issued shares;
   3) does not have an affiliation with the Bank, members of Board of Commissioners, members of Board of Directors, or the majority shareholders of the Bank;
   4) does not have a business relationship, which is directly or indirectly associated with the business activities of the Bank.

b. Independent Party shall mean parties outside of Banks having no financial, managerial, share-ownership and/or family relationship with other members of the Board of Commissioners, Board of Directors and/or controlling shareholders or other relationship of whatsoever nature, which may influence his/her ability to act independently

Composition and Term of Office

No.	Name	Position	Basis of Appointment	Term of Office
1	Ninik Herlani Masli Ridhwan	Chairman (Independent Commissioner)	Circular Resolution of the Board of Commissioners No. PS/BOC/021/III/2022 and Decree of the Board of Directors No. SK.003/DIR/CCS/IV/2022	· 1 February 2019 – 21 April 2022 · 21 April 2022 – 22 April 2025
2	Edmund Tondobala	Member (Independent Commissioner)	Circular Resolution of the Board of Commissioners No. PS/BOC/021/III/2022 and Decree of the Board of Directors No. SK.003/DIR/CCS/IV/2022	· 18 November 2020 – 21 April 2022 · 21 April 2022 – 22 April 2025
3	Onny Widjanarko	Chairman (Independent Commissioner)	Circular Resolution of the Board of Commissioners No. PS/BOC/019/IV/2025 and Decree of the Board of Directors No. SK.008/DIR/CCS/IV/2025	22 April 2025 – Annual GMS 2028
4	Marita Alisjahbana	Member (Independent Commissioner)	Circular Resolution of the Board of Commissioners No. PS/BOC/019/IV/2025 and Decree of the Board of Directors No. SK.008/DIR/CCS/IV/2025	22 April 2025 – Annual GMS 2028
5	Kusumaningtuti Sandriharmy Soetiono	Member (Independent Commissioner)	Circular Resolution of the Board of Commissioners No. PS/BOC/019/IV/2025 and Decree of the Board of Directors No. SK.008/DIR/CCS/IV/2025	22 April 2025 – Annual GMS 2028
6	Aria Kanaka	Member (Independent Party)	· Circular Resolution of the Board of Commissioners No. PS/BOC/021/III/2022 and Decree of the Board of Directors No. SK.003/DIR/CCS/IV/2022 · Circular Resolution of the Board of Commissioners No. PS/BOC/019/IV/2025 and Decree of the Board of Directors No. SK.008/DIR/CCS/IV/2025	· 21 April 2022 – 22 April 2025 · 22 April 2025 – Annual GMS 2028
7	Ivan Purnama Sanoesi	Member (Independent Party)	Circular Resolution of the Board of Commissioners No. PS/BOC/021/III/2022 and Decree of the Board of Directors No. SK.003/DIR/CCS/IV/2022	· 1 February 2019 – 21 April 2022 · 21 April 2022 – 22 April 2025
8	Jacobus Sindu Adisuwono	Member (Independent Party)	Circular Resolution of the Board of Commissioners No. PS/BOC/019/IV/2025 and Decree of the Board of Directors No. SK.008/DIR/CCS/IV/2025	20 June 2025 – Annual GMS 2028

Profile of Members of the Audit Committee

Onny Widjanarko
Chairman of the Audit Committee (Independent Commissioner)
Profiles are presented in the "Profile of the Board of Commissioners" section of this Annual Report.

Marita Alisjahbana
Member of the Audit Committee (Independent Commissioner)
Profiles are presented in the "Profile of the Board of Commissioners" section of this Annual Report.

Kusumaningtuti Sandriharmy Soetiono
Member of the Audit Committee (Independent Commissioner)
Profiles are presented in the "Profile of the Board of Commissioners" section of this Annual Report ..



Aria Kanaka
Member of the Audit Committee (Independent Party)

Nationality
Indonesian

Domicile
Jakarta

Age
51 years
old at the end of Financial Year of 2025

Educational Background
- Master's degree in Accounting from Universitas Indonesia (2010)
- Bachelor's degree in Accounting from Universitas Indonesia (1997)

Position History, Legal Basis & Term of Office
- Initially appointed as Member of the Audit Committee (Independent Party) since 21 April 2022, based on Circular Resolution the Board of Commissioners No. PS/BOC/021/III/2022 and Decree of the Board of Directors No. SK.003/DIR/CCS/IV/2022.
- Reappointed on 22 April 2025 based on the Circular Resolution of the Board of Commissioners No. PS/BOC/019/IV/2025 and the Decree of the Board of Directors No. SK.008/DIR/CCS/IV/2025

Concurrent Positions
- Partner in KAP Aria Kanaka & Rekan (a member firm of Mazars SCRL)
- Lecturer at the Faculty of Economics and Business, Universitas Indonesia
- Member of the Audit Committee and Independent Commissioner in several non-bank public companies

Work Experience
- Partner in KAP (Public Accounting Firm) Kanaka & Partner (member firm of Mazars SCRL), 2013-present
- Lecturer at the Faculty of Economics and Business at Universitas Indonesia, 2000-present
- Partner in several Public Accounting Firms, 2003-2013
- Auditor at KAP Prasetio, Sarwoko & Sandjaja (member firm of Ernst & Young), 2002
- Auditor of KAP Prasetio Utomo & Co (member firm of Andersen Worldwide), 1997-2002

Affiliation
No affiliation with the Board of Directors, the Board of Commissioners, and Controlling Shareholders.

Committees Under The Board of Commissioners



Jacobus Sindu Adisuwono
Member of the Audit Committee (Independent Party)

Nationality
Indonesian

Domicile
Jakarta

Age
63 years
old at the end of the 2025 Financial Year

Educational Background

Bachelor's degree in Economics (Accounting), Universitas Katolik Parahyangan

Position History, Legal Basis & Term of Office

Initially appointed as a Member of the Audit Committee (Independent Party) effective 20 June 2025, based on the Circular Resolution of the Board of Commissioners No. PS/BOC/024/VI/2025 and the Decree of the Board of Directors No. SK.014/DIR/CCS/VI/2025

Concurrent Positions

- Commissioner of PT Asuransi Umum BCA
- Independent Party – Member of the Audit Committee of PT Bank BCA Syariah
- Independent Party – Member of the Audit Committee of PT Bank KB Indonesia Tbk
- Independent Party – Member of the Risk Monitoring Committee of PT Bank Ina Perdana Tbk
- Independent Party – Member of the Audit Committee of PT Inti Bangun Sejahtera Tbk
- Independent Party – Member of the Audit Committee of PT Indomarco Financial Services

Work Experience

- President Commissioner of PT BCA Finance (2018–2021)
- Chairman of the Supervisory Board of BCA Pension Fund (2009–2018)
- Chairman of the Supervisory Board of Bhakti BCA Foundation (2009–2018)
- Head of Internal Audit Division of PT Bank Central Asia Tbk (1987–2017)

Affiliation

No affiliation with the Board of Directors, the Board of Commissioners, and Controlling Shareholders.

Professional Certification

No.	Professional Certification	Number of Holders
1.	State Registration for Accountant from the Ministry of Finance of the Republic of Indonesia No. D-20.826	1
2.	Public Accountant Certification (USAP) from the Indonesian Institute of Accountants	1
3.	Qualified Internal Auditor (QIA) from the Internal Audit Certification Board, Internal Audit Education Foundation	1
4.	Certified Internal Auditor (CIA) from The Institute of Internal Auditors Global	1
5.	Indonesia Internal Audit Practitioner (IIAP) from The Institute of Internal Auditors Indonesia	1
6.	Certification in Audit Committee Practitioner (CACP) from the Indonesian Institute of Audit Committee	1
7.	Banking Risk Management Certification Level 7 from the Banking Professional Certification Institute	1

Meetings of the Audit Committee

Terms and Reference

The meetings are governed in the Audit Committee Charter as follows:

1. Committee shall conduct regular meeting at least once (1) a month.
2. The Committee's Meeting may be attended physically or through video conference facility. These Committee meetings can only be convened if attended by both physically or virtually at least 51% (fifty-one percent) of the total number of Committee's members.
3. The resolutions of Committee meeting are taken based on consensus agreement. In the event that the amicable deliberation is not reached, the decision making will be based on majority vote.
4. Committee meeting is chaired by Committee Chairman.
5. In the absence of the Committee Chairman, one of the Committee's member who present at the meeting is appointed to chair the Meeting.
6. Dissenting opinions occurring in the meetings of the Committee must be clearly stated in the minutes of meetings supported by the background of the dissenting opinions.
7. The Committee may also take legal decision without holding a Committee Meeting, provided that all Committee members have been notified in writing and all Committee members give their approvals to the submitted proposal in writing by signing the circular resolution. The decisions made in this way have the same legal binding as the decisions which legally made at Committee Meetings.
8. The meeting between Committee and Internal Audit without the presence of Board of Directors is held at least once a year.
9. The meeting between Committee and External Auditor without the presence of Board of Directors is held at least once a year after the closure of the financial statements.
10. The meeting between Committee and Compliance working unit without the presence of Board of Directors is held at least once a year..

Meeting Frequency and Attendance of the Audit Committee

During 2025, the Audit Committee held 28 (twenty-eight) meetings and the details of the attendance are presented below:

Name	Number of Meeting	Attendance	Percentage
Ninik Herlani Masli Ridhwan [1]	8	8	100%
Edmund Tondobala [2]	8	8	100%
Onny Widjanarko [3]	24	24	100%
Marita Alisjahbana [4]	24	23	96%
Kusumaningtuti Sandriharmy Soetiono [4]	24	23	96%
Aria Kanaka	28	28	100%
Ivan Purnama Sanoesi [2]	8	8	100%
Jacobus Sindu Adisuwono [4]	18	17	94%

1. Effective in serving as Chairman of the Audit Committee until 22 April 2025.
2. Effective in serving as Member of the Audit Committee until 22 April 2025.
3. Effective in serving as Chairman of the Audit Committee as of 22 April 2025.
4. Effective in serving as Member of the Audit Committee as of 20 June 2025.

Statement of the Audit Committee on the Effectiveness of the Internal Control System

The Audit Committee evaluated and ensured that the implementation of the internal control system carried out by the Bank was effective and has adequately covered financial control, operation, and complied with the laws and regulations.

Implementation of Activities in 2025

Throughout 2025, the activities that have been realized by the Audit Committee were as follows:

1. Review of financial information to be disclosed by the Bank to the public and/or regulatory authorities, including financial statements, projections, and other reports related to the Bank's financial information.
2. Monitor and evaluate the implementation of internal control policies and procedures in the Bank's financial reporting process, as well as the conformity of the Financial Statements with financial accounting standards and Financial Services Authority regulations concerning the recording of financial transactions. The results of such monitoring and evaluation were used to provide recommendations to the Board of Commissioners to ensure the integrity of the Bank's financial reporting process.
3. Monitor and review internal audit implementation year 2024 and 2025 and effectiveness of audit implementation by the Bank's internal audit, also monitoring of the follow-up to audit result in order to assess the adequacy of internal control, including the adequacy of the financial reporting process.
4. Review audit reports, including audits of Information Technology implementation.
5. Review the internal audit methodology, audit plan, scope, and budget of the Internal Audit Work Unit (SKAI).
6. Evaluate the performance of the Internal Audit (SKAI).
7. Provide recommendations to the Board of Commissioners regarding the appointment of an independent external party to conduct Quality Assurance Review of the internal audit function.
8. Review the follow-up action plan on the results

Committees Under The Board of Commissioners

of the external Quality Assurance Review of the internal audit function and the results of the internal audit function maturity assessment.
9. Analyze the adequacy of audits carried out by AP and/or KAP to ensure that all important risks have been considered
10. Evaluate the implementation of audit services of annual historical financial information by the Public Accountant (AP) and/or Public Accounting Firm (KAP).
11. Provide recommendation to the Board of Commissioners regarding the appointment of the Public Accountant (AP) and/or Public Accounting Firm (KAP).
12. Monitor follow-up actions by the Board of Directors on findings of external auditors, audit result of OJK, and/or audit result of other supervision authority and institution.
13. Review and provide recommendations to the Board of Commissioners regarding the provision of non-assurance services by the Public Accountant (AP) and Public Accounting Firm (KAP).
14. Review the Bank's compliance with laws and regulations related to the Bank's business activities and other applicable regulations.
15. Review claims involving the Bank and developments in the handling of legal issues.
16. Monitor and review the implementation and effectiveness of the Anti-Fraud Strategy.
17. Prepare the Audit Committee's working plan and activities for 2026.
18. Review the Audit Committee Charter.

Competency Development of the Audit Committee

Below is the competency development of the independent parties, the competency development of other members who are the members of the Board of Commissioners are presented in are presented in the section "Board of Commissioners" of this Annual Report.

Name	Type of Training	Time	Organizer
Aria Kanaka	1. Accounting and Audit Aspects of Financial Statements of Public Service Agencies (BLU and BLUD)	21 February 2025	Indonesian Institute of Certified Public Accountants (IAPI)
	2. Socialization of Ministry of Finance Regulation (PMK) No. 37 of 2025	2 September 2025	Indonesian Tax Consultants Association (IKPI)
	3. Accounting and Audit Considerations as well as Capital Market Regulations in the Merger and Acquisition Process, and Updates on the Development of the Islamic Capital Market in Indonesia	16 September 2025	IAPI
	4. Implementation of Financial Accounting Standards for Private Entities in the Preparation of Corporate Financial Statements	8 October 2025	IAPI
	5. Workshop on Accounting and Audit Aspects – Financial Statements of Cooperatives – Conventional	15 October 2025	IAPI
	6. Accounting and Audit Aspects – Financial Statements of Cooperatives – Sharia	16 October 2025	IAPI
	7. Accounting and Audit Aspects in Microfinance Institutions (Conventional/Sharia), Specialized Financial Services Institutions and Their Regulations	17 October 2025	IAPI
	8. Accounting and Audit Aspects of Loans Granted; Securities Held; and Trade Finance (for Conventional Banks) as well as Sharia Transaction Contracts	31 October 2025	IAPI
	9. 2025 Annual Corporate and Individual Income Tax Returns (SPT): Fiscal Reconciliation, Compliance Strategies, and Reporting Risk Mitigation in the Coretax DGT Era	25 November 2025	IKPI
	10. Income Tax Treatment of the Family as a Single Economic Unit, Including Its Relation to the Issuance of a Taxpayer Identification Number and National Identity Number	26 November 2025	IKPI
	11. Tax Holiday After the Implementation of the Global Minimum Tax	13 December 2025	IKPI
	12. Cross-Border VAT in Indonesia	15 December 2025	IKPI
Jacobus Sindu Adisuwono	1. Enhancing the Quality of Risk Management Implementation in Strengthening Risk Governance: Strategies for Developing Risk Appetite, Control Systems, Risk Culture, and Risk Response	10 October 2025	Strategic Development Group
	2. Implementation of Internal Control Over Financial Reporting (ICOFR)	15–16 October 2025	The Institute of Internal Auditors Indonesia

REMUNERATION AND NOMINATION COMMITTEE

The Remuneration and Nomination Committee is the committee formed by and reports to the Board of Commissioners to assist with the implementation of the Board of Commissioners' function and duties related to remuneration and nomination of members of the Board of Directors and members of the Board of Commissioners. Remuneration is a reward determined and given to members of the Board of Directors and members of the Board of Commissioners as the position and role assigned to them are in accordance with the duties, responsibilities, and authority of members of the Board of Directors and members of the Board of Commissioners.

Legal Basis

The legal basis used in the establishment of the Remuneration and Nomination Committee, namely:

1. OJK Regulation No 17 of 2023 dated 14 September 2023 and OJK Circular Letter No. 14/SEOJK.03/2025 dated 24 June 2025 regarding the Implementation of Governance for Commercial Banks; and
2. Corporate Governance Manual of SMBC Indonesia.

Statement of Having Committee Charter

In carrying out its duties and responsibilities, the Remuneration and Nomination Committee has a Charter that regulates several matters, including: organization, membership requirements, independence, duties and responsibilities, remuneration policy for the Board of Directors and Board of Commissioners, self-assessment policy for the Board of Directors and Board of Commissioners, committee assessment, authority of the Remuneration and Nomination Committee, work ethics, meetings, reporting responsibilities, and term of duty.

The Charter is reviewed periodically to ensure its coverage is in line with prevailing regulations and the Bank's business development. The latest review was approved by the members of the Remuneration and Nomination Committee on 22 December 2025.

Duties and Responsibilities

Details of duties and responsibilities of the Committee are as follows:

Related to Remuneration Policies

1. To conduct periodic evaluations of the remuneration policy for:
    a. The Board of Directors and the Board of Commissioners, and to submit the results to the General Meeting of Shareholders;
    b. Executive officers and employees, and to submit the results to the Board of Directors.
2. To assist the Board of Commissioners in conducting performance evaluations in relation to the appropriateness of the Remuneration received by each member of the Board of Directors and/or the Board of Commissioners;
3. To provide recommendations to the Board of Commissioners regarding:
    a. The structure, policy, and amount of remuneration for the Board of Commissioners and the Board of Directors to be submitted to the General Meeting of Shareholders;
    b. The remuneration policy for employees to be submitted to the Board of Directors
4. The Committee shall ensure that the remuneration policy for the Board of Commissioners and the Board of Directors is at least aligned with:
    a. Financial performance and the fulfillment of reserves as stipulated under prevailing laws and regulations;
    b. Individual performance;
    c. Fairness in comparison with peer groups within and outside the Bank; and
    d. Consideration of the Bank's long-term objectives and strategies.

Related to Nomination Policies

1. Providing recommendations to the Board of Commissioners on the composition of members of the Board of Directors and/or the Board of Commissioners.
2. Preparing and providing recommendations on the system and procedures for the selection and/or replacement of members of the Board of Commissioners and the Board of Directors to the Board of Commissioners to be presented at the General Meeting of Shareholders.
3. Providing recommendations to the Board of Commissioners on prospective members of the Board of Commissioners and/or the Board of Directors to be presented at the General Meeting of Shareholders. Specifically on prospective members of the Board of Directors, the Human Resources department assists in facilitating the talent management & succession planning process where assessment is administered on the availability of candidate members and future development potentials. Succession is carried out through the identification of executive officers with such potential. Each member of the Board of Directors presents his/her replacement candidate for evaluation by the Committee.
4. Providing recommendations to the Board of Commissioners on Independent Parties to serve as members of the Audit Committee, Risk Monitoring Committee and Integrated Governance Committee.

Committees Under The Board of Commissioners

5. Preparing the mechanism and conducting performance assessment of members of the Board of Directors and/or the Board of Commissioners.
6. Preparing the competency development program for members of the Board of Directors and/or the Board of Commissioners.
7. Assisting the Board of Commissioners in conducting performance assessment of Independent Parties by:
   - Determining individual performance assessment criteria;
   - Receiving the performance assessment results of members of committees under the Board of Commissioners from the respective Committee Chair;
   - Preparing recommendations based on such assessment to be submitted to the Board of Commissioners as the basis for the reappointment or dismissal of Committee members.

Independency

Composition, qualification, and independency of members of the Remuneration and Nomination Committee comply with OJK regulations. The Remuneration and Nomination Committee is led by an Independent Commissioner with the addition of one Independent Commissioner, two Commissioners, and one Executive Officer who possesses knowledge of remuneration and nomination as well as of succession plan. The composition of members of the committee to date has supported the principle of independency in the committee's function.

Composition and Term of Office

No.	Name	Position	Basis of Appointment	Term of Office
1.	Ninik Herlani Masli Ridhwan	Chairman (Independent Commissioner)	• Circular Resolution of the Board of Commissioners No. PS/BOC/021/III/2022 and Decree of the Board of Directors No. SK.006/DIR/CCS/IV/2022 • Circular Resolution of the Board of Commissioners No. PS/BOC/019/IV/2025 and Decree of the Board of Directors No. SK.010/DIR/CCS/IV/2025	• 1 March 2020 – 21 April 2022 • 21 April 2022 – 22 April 2025 • 22 April 2025 – AGMS 2028
2.	Chow Ying Hoong	Member (President Commissioner)	• Circular Resolution of the Board of Commissioners No. PS/BOC/021/III/2022 and Decree of the Board of Directors No. SK.006/DIR/CCS/IV/2022 • Circular Resolution of the Board of Commissioners No. PS/BOC/019/IV/2025 and Decree of the Board of Directors No. SK.010/DIR/CCS/IV/2025	• 1 February 2019 – 21 April 2022 • 21 April 2022 – 22 April 2025 • 22 April 2025 – AGMS 2028
3.	Mira Fitria	Member (HR Executive Officer)	• Circular Resolution of the Board of Commissioners No. PS/BOC/021/III/2022 and Decree of the Board of Directors No. SK.006/DIR/CCS/IV/2022 • Circular Resolution of the Board of Commissioners No. PS/BOC/019/IV/2025 and Decree of the Board of Directors No. SK.010/DIR/CCS/IV/2025	• 1 July 2020 – 21 April 2022 • 21 April 2022 – 22 April 2025 • 22 April 2025 – AGMS 2028

Profile of Members of the Remuneration and Nomination Committee

Ninik Herlani Masli Ridhwan

Chairman of the Remuneration and Nomination Committee (Independent Commissioner)

Profile is presented in the "Profile of the Board of Commissioners" section of this Annual Report.

Chow Ying Hoong

Member of the Remuneration and Nomination Committee (President Commissioner)

Profile is presented in the "Profile of the Board of Commissioners" section of this Annual Report



Mira Fitria Soetjipto

Member of the Remuneration and Nomination Committee (HR Executive Officer)

Nationality
Indonesian

Domicile
Jakarta

Age
48 years
old at the end of the 2025 Financial Year

Educational Background

- Post Graduate Research from The London School of Economics and Political Science (LSE) (2006)
- Master of Arts (MA) from Lancaster University (2001)
- Bachelor of Arts (BA) from Universitas Indonesia (2000)

Position History, Legal Basis & Term of Office

- Initially appointed as Member of the Remuneration and Nomination Committee since 1 July 2020, based on Circular Resolution of the Board of Commissioners No. PS/BOC/031/VII/2020 and Decision Letter of the Board of Directors No. SK.002/DIR/CCS/VII/2020.
- Reappointed on 21 April 2022, based on Circular Resolution of the Board of Commissioners No. PS/BOC/021/III/2022 and Decision Letter of the Board of Directors No. 006/DIR/CCS/IV/2022.
- Reappointed on 22 April 2025, based on Circular Resolution of the Board of Commissioners No. PS/BOC/019/IV/2025 and Decision Letter of the Board of Directors No. SK.010/DIR/CCS/IV/2025

Concurrent Positions

Head of Human Resources SMBC Indonesia

Work Experience

- VP of Human Resources Danone Waters Indonesia (2019-2020).
- CHRO - Corporate Affairs & Sustainability, Human Resources, Technology, and Strategy Management The Body Shop Indonesia (2017-2019).
- Human Resources Director Microsoft Indonesia (2014-2016).
- Senior HR Business Partner Microsoft Indonesia (2013-2014).
- HR Generalist for Retail Bank, Consumer Finance, Risk Management and Financial Control CITI Indonesia (2008-2013).
- Leadership, Talent and Performance Management Head CITI Indonesia (2006-2008).
- Regional Management Associate: Consumer Bank Training & Development Manager Citibank Asia Pacific Consumer Bank, Singapore (2003-2004).
- Investment, Treasury and Insurance Compliance Manager Citibank Indonesia (2002-2003).
- Management Associate Citibank Indonesia (2001-2002).

Affiliation

No affiliation with the Board of Directors, Board of Commissioners, and Controlling Shareholders.

Committees Under The Board of Commissioners

Professional Certification

No.	Professional Certification	Total Owners
1.	Risk Management Certification Level 7	1
2.	Risk Management Certification Level 6	2
3.	General Manager MSDM Certification	1

Meetings of the Remuneration and Nomination Committee

Terms and Reference

The provisions related to the meetings of the Remuneration and Nomination Committee established within the Bank are as follows:

1. The Remuneration and Nomination Committee holds periodic meetings at least 1 (once) in 4 (four) months.
2. Decisions taken in the Committee meetings are based on deliberation and consensus. In the event such deliberation and consensus are not reached, decision-making shall be conducted based on unanimous votes.
3. Dissenting opinions that occur in the Committee meetings must be recorded clearly in the minutes of the meeting with the reasons behind the dissenting opinions.

Meeting Frequency and Attendance of the Remuneration and Nomination Committee

During 2025, the Remuneration and Nomination Committee held 8 (eight) meetings and the details of the attendance are presented below:

Name	Number of Meeting	Attendance	Percentage
Ninik Herlani Masli Ridhwan	8	8	100%
Chow Ying Hoong	8	8	100%
Mira Fitria	8	8	100%

Implementation of Activities in 2025

Date	Agenda
15 January 2025	1. Interview with Candidate for Member of the Board of Directors 2. Determination of Recommendation for the Appointment of Member of the Board of Directors
3 February 2025	1. Interview with Candidate for Member of the Board of Directors 2. Determination of Recommendation for the Appointment of Member of the Board of Directors
4 February 2025	1. Interview with Candidate for Member of the Board of Directors 2. Determination of Recommendation for the Appointment of Member of the Board of Directors
18 March 2025	1. Performance Evaluation of Members of the Board of Directors 2. Collegial Assessment of the Board of Directors, Board of Commissioners & Committee Members
24 March 2025	1. Proposed Remuneration for the Board of Directors, Board of Commissioners & Committee Members for 2025 2. Proposed Facilities for Members of the Board of Directors & Board of Commissioners 3. Material Risk Taker
28 May 2025	1. Interview with Candidate for Member of the Audit Committee 2. Determination of Recommendation for the Appointment of Member of the Audit Committee
3 September 2025	Reporting on the Framework of Training and Development Programs for Employees, the Board of Directors and the Board of Commissioners
3 November 2025	1. Interview with Candidate for Independent Commissioner 2. Determination of Recommendation for the Appointment of Independent Commissioner

Competency Development of the Remuneration and Nomination Committee

Competency development presented here is only for independent members, as for members of the Remuneration and Nomination Committee from the Board of Commissioners is presented in the section "Board of Commissioners" of this Annual Report.

Name of Participant	Type of Training	Date	Organizer
Mira Fitria	Risk Management Certification Refreshment Grade 7	20 August 2025	In-House SMBC Indonesia
Mira Fitria	Leadership Series – Leading Beyond Borders Through Diplomacy by Retno Marsudi (Minister for Foreign Affairs 2019–2024)	23 July 2025	In-House SMBC Indonesia
Mira Fitria	HR Strategy in Transforming Organisations	21 November 2025	London Business School
Mira Fitria	Leadership Series – Developing People, Not Just Players: The Mindset Behind Great Teams by David Singleton (Head Coach of the Indonesian Men's National Basketball Team) and Muhamad Arighi (Indonesian Professional Basketball Player)	2 December 2025	In-House SMBC Indonesia

RISK MONITORING COMMITTEE

The Risk Monitoring Committee assists the Board of Commissioners in carrying out the duties and responsibilities to actively supervise the risk management of the Bank.

Legal Basis

The legal basis used in establishing the Risk Monitoring Committee consists of the following:

1. Financial Services Authority Regulation No. 18/POJK.03/2016 concerning the Implementation of Risk Management for Commercial Banks.
2. Financial Services Authority Regulation No. 17 of 2023 dated 14 September 2023 and Financial Services Authority Circular Letter No. 14/SEOJK.03/2025 dated 24 June 2025 concerning the Implementation of Corporate Governance for Commercial Banks.
3. Corporate Governance Manual of SMBC Indonesia.

Statement of Having Committee Charter

In carrying out its duties and responsibilities, the Risk Monitoring Committee has established a Charter and Rules of Procedure, which stipulate, among others, the duties and responsibilities, authorities, organizational structure, membership requirements, independence, meetings, term of office, committee evaluation, charter review, code of conduct, minutes of meetings and reporting, reporting responsibilities, and other related matters.

The Charter is reviewed periodically to ensure that the scope of work of the Risk Monitoring Committee is in line with the prevailing regulations and the Bank's business development. The latest review was approved by members of the Risk Monitoring Committee on 22 December 2025.

Duties and Responsibilities

In supporting the effectiveness of the role and responsibilities implementation of BOC, the Committee provides professional and independent recommendation or advice to BOC regarding reports or matters submitted to BOC by the Board of Directors ("BOD"), and are to identify matters that require BOC attention that includes:

1. Prepares the annual working plan of the Committee and propose for BOC approval.
2. Provide independent professional opinion to BOC on the report or related matters of risk management presented by BOD as well as to identify issues that require BOC attention
3. Evaluate the compatibility of the Company's risk management policy with its implementation in order to provide a recommendation for BOC.
4. Monitor and evaluate the performance of the duties of the Risk Management Committee and Risk Management Unit in order to provide a recommendation for BOC.
5. In carrying out its roles and function, the Committee may conduct investigations towards any matters within the scope of Committee's roles and responsibility of, as well as to research on detail with consultant, public accountant or other external parties of whom appointed by the Company in obtaining information as the basis for recommendation for BOC.
6. If requested by BOC, Committee may carry out other duties aside from those stated in the Committee's Charter, and in line to the functions and roles of the Committee as well as duties required by BOC from time to time.
7. Maintain confidentiality of all documents, data and formation of the Company.

Independency

The composition, qualifications, and independence of the Risk Monitoring Committee members are in accordance with the applicable provisions. The Risk Monitoring Committee is chaired by an Independent Commissioner with members of 2 (two) Independent Commissioners, 1 (one) Commissioner, and 2 (two) Independent Parties who have expertise in risk management and finance.

Committees Under The Board of Commissioners

Explanation of the Independent Commissioners and Independent Parties are:

1. Independent Commissioner shall mean a BOC member having no financial, administrative, share- ownership and/or family relationship with other BOC members, BOD members and/or controlling shareholders or other relationship of whatsoever nature, which may influence his/her ability to act independently.
2. Independent Party shall mean parties outside of Company having no financial, administrative, share-ownership and/or family relationship with other members of the Board of Commissioners, Board of Directors and/or controlling shareholders or other relationship of whatsoever nature, which may influence his/her ability to act independently.

Composition and Term of Office

No.	Name	Position	Basis of Appointment	Term of Office
1.	Onny Widjanarko	Chairman (Independent Commissioner)	Circular Resolution of the Board of Commissioners No. PS/BOC/026/V/2023 and Decree of the Board of Directors No. SK.008/DIR/CCS/V/2023	8 May 2023 – 22 April 2025
2.	Takeshi Kimoto	Member (Commissioner)	- Circular Resolution of the Board of Commissioners No. PS/BOC/021/III/2022 and Decree of the Board of Directors No. SK.004/DIR/CCS/IV/2022 - Circular Resolution of the Board of Commissioners No. PS/BOC/019/IV/2025 and Decree of the Board of Directors No. SK.009/DIR/CCS/IV/2025	· 1 February 2019 – 21 April 2022 · 21 April 2022 – 22 April 2025 · 22 April 2025 – AGMS 2028
3.	Edmund Tondobala	Member (Independent Commissioner)	Circular Resolution of the Board of Commissioners No. PS/BOC/021/III/2022 and Decree of the Board of Directors No. SK.004/DIR/CCS/IV/2022	21 April 2022 – 22 April 2025
4.	Ongki Wanadjati Dana	Member (Commissioner)	Circular Resolution of the Board of Commissioners No. PS/BOC/021/III/2022 and Decree of the Board of Directors No. SK.004/DIR/CCS/IV/2022	21 April 2022 – 22 April 2025
5.	Sofyan Rambey	Member (Independent Party)	- Circular Resolution of the Board of Commissioners No. PS/BOC/006/II/2019 and Decree of the Board of Directors No. 003/DIR/CCS/II/2019 - Reappointed pursuant to Circular Resolution of the Board of Commissioners No. PS/BOC/021/III/2022 and Decree of the Board of Directors No. SK.004/DIR/CCS/IV/2022 - Circular Resolution of the Board of Commissioners No. PS/BOC/019/IV/2025 and Decree of the Board of Directors No. SK.009/DIR/CCS/IV/2025	· 1 February 2019 – 21 April 2022 · 21 April 2022 – 22 April 2025 · 22 April 2025 – AGMS 2028
6.	Marita Alisjahbana	· Member (Independent Commissioner) · Chairman (Independent Commissioner)	- Circular Resolution of the Board of Commissioners No. PS/BOC/041/IX/2024 and Decree of the Board of Directors No. SK.007/DIR/CCS/IX/2024 - Circular Resolution of the Board of Commissioners No. PS/BOC/019/IV/2025 and Decree of the Board of Directors No. SK.009/DIR/CCS/IV/2025	· 2 September 2024 – 22 April 2025 · 22 April 2025 – AGMS 2028
7.	Nurhajati Soerjo Hadi	Member (Independent Party)	- Circular Resolution of the Board of Commissioners No. PS/BOC/026/VI/2024 and Decree of the Board of Directors No. SK.007/DIR/CCS/IX/2024 - Circular Resolution of the Board of Commissioners No. PS/BOC/019/IV/2025 and Decree of the Board of Directors No. SK.009/DIR/CCS/IV/2025	· 2 September 2024 – 22 April 2025 · 22 April 2025 – AGMS 2028
8.	Kusumaningtuti Sandriharmy Soetiono	Member (Independent Commissioner)	Circular Resolution of the Board of Commissioners No. PS/BOC/019/IV/2025 and Decree of the Board of Directors No. SK.009/DIR/CCS/IV/2025	22 April 2025 – AGMS 2028

Profile of Risk Monitoring Committee Members

Marita Alisjahbana
Chairman of the Risk Monitoring Committee (Independent Commissioner)
Profile is presented in the "Profile of the Board of Commissioners" section of this Annual Report.

Takeshi Kimoto
Member of the Risk Monitoring Committee (Commissioner)
Profile is presented in the "Profile of the Board of Commissioners" section of this Annual Report.

Kusumaningtuti Sandriharmy Soetiono
Member of the Risk Monitoring Committee (Independent Commissioner)
Profile is presented in the "Profile of the Board of Commissioners" section of this Annual Report .



Sofyan Rambey
Member of the Risk Monitoring Committee (Independent Party)

Nationality
Indonesian

Domicile
Jakarta

Age
67 years
old at the end of the 2025 Financial Year

Educational Background

- MBA in Finance From John. M. Olin School of Business, Washington University, St. Louis, USA (1993)
- Professional title as Financial Risk Manager (FRM®) from Global Association of Risk Professional ("GARP")
- Professional title as Sustainability and Climate (SCR) from Global Association of Risk Professional (GARF)
- Certified Management Accountants dari CMA Australia

Position History, Legal Basis & Term of Office

- Initially appointed as Member of the Risk Monitoring Committee (Independent Party) on 1 February 2019, based on Circular Resolution of the Board of Commissioners No. PS/BOC/006/II/2019 and Decree of the Board of Directors No. SK.007/DIR/CCS/II/2019.
- Reappointed on 21 April 2022, based on Circular Resolution of the Board of Commissioners No. PS/BOC/021/III/2022 and Decree of the Board of Directors No. SK.004/DIR/CCS/IV/2022.
- Reappointed on 22 April 2025, based on Circular Resolution of the Board of Commissioners No. PS/BOC/019/IV/2025 and Decree of the Board of Directors No. SK.009/DIR/CCS/IV/2025

Concurrent Positions

- Director GReenZONES Society
- CEO & President Director The Risk Forum

Work Experience

- Regional Director of GARP (2005)
- EVP of PT Mandiri Sekuritas (2003-2005)
- Group Head of PT Bank Mandiri (2001-2003)
- Commissioner of PT Exim Securities (1998-2001)
- Bureau Head of PT Bank Exim (1998-2000)
- Section Head of PT Bank Exim (1994-1998)
- Section Head of PT Bank Exim (1988-1991)
- Account Officer of PT Bank Exim (1984-1987)

Affiliation

No affiliation with the Board of Directors, Board of Commissioners, and Controlling Shareholders.

Committees Under The Board of Commissioners



Nurhajati Soerjo Hadi
Member of the Risk Monitoring Committee (Independent Party)

Nationality
Indonesian

Domicile
Jakarta

Age
57 years
old at the end of the 2025 Financial Year

Educational Background	Bachelor of Arts in Business Finance and Banking from Oregon State University, – Oregon, USA (1991)
Position History, Legal Basis & Term of Office	• Initially appointed as Member of the Risk Monitoring Committee (Independent Party) on 2 September 2024, based on Circular Resolution the Board of Commissioners No. PS/BOC/026/VI/2024 and Decree of the Board of Directors No. SK.007/DIR/CCS/IX/2024. • Reappointed on 22 April 2025, based on Circular Resolution of the Board of Commissioners No. PS/BOC/019/IV/2025 and Decree of the Board of Directors No. SK.009/DIR/CCS/IV/2025.
Concurrent Positions	-
Work Experience	• Head of Internal Audit PT. Bank BTPN, Tbk (2017-2024) • Fraud Management Unit Head at PT Bank BTPN, Tbk (2015 - 2016) • Quality Assurance and Corporate Client Execution Head at PT ANZ Bank Indonesia (2015) • Business Development Director (Business Manager) of International Banking at The Royal Bank of Scotland N.V., Jakarta Branch (2008 – 2013) • Director at PT. RBS Finance Indonesia (2008 – 2012) • Credit Portfolio Management Head at ABN AMRO Bank N.V., Jakarta Branch (2005 - 2008) • Deputy Head of Financial Restructuring & Recovery (FRR) at ABN AMRO Bank N.V., Jakarta Branch (2003 - 2005) • Financial Restructuring & Recovery Officer at ABN AMRO Bank N.V., Jakarta Branch (1999 - 2005) • Development Director (Business Manager) to Executive Country at ABN AMRO Bank N.V., Jakarta Branch (1996 – 2008) • Relationship Manager of Special Credits Group at ABN AMRO Bank N.V., Jakarta Branch (1999) • Team Leader/Relationship Manager of Indonesian Corporate Banking for Medium Companies at ABN AMRO Bank N.V., Jakarta Branch (1997-1999) • Relationship Manager of Indonesian Corporate Banking at ABN AMRO Bank N.V., Jakarta Branch (1996-1997) • Corporate Credit Account Officer at PT IBJ Indonesia Bank, Jakarta (1991 – 1995)
Affiliation	No affiliation with the Board of Directors, Board of Commissioners, and Controlling Shareholders.

Professional Certification

No.	Professional Certification	Total Owners
1.	Risk Management Certification Level I–III	2
2.	Risk Management Certification Level IV	2
3.	Risk Management Certification Level V	2
4.	Risk Management Certification Level VI	2
5.	Risk Management Certification Level VII	2
6.	Financial Risk Manager (FRM) Certification	1
7.	Trainer for Risk Management Certification Training Level I–V	1
8.	CFA (Chartered Financial Analyst) Level I Certification	1
9.	Licensed Investment Manager Representative (WMI) Certification	1
10.	Licensed Underwriter Representative (WPEE) Certification	1
11.	Licensed Securities Broker Representative (WPPE) Certification	1
12.	Licensed Futures Broker Representative (WPB) Certification	1
13.	Fellowship in Nutritional and Environmental Medicine, India (2018)	1
14.	Master in Advanced Nutritional Medicine, Malaysia (2019)	1
15.	Risk Management Certification Training Level 5	1
16.	Risk Management Certification Training Level 6	1
17.	Risk Management Certification Training Level 7	1
18.	Training of Trainer (ToT) Level 4 – BSMR	1
19.	Training of Trainer (ToT) Level 5 – BSMR	1
20.	Training of Trainer (ToT) Level 6 – BSMR	1
21.	Training of Trainer (ToT) Level 7 – BSMR	1
22.	Training of Trainer (ToT) Level 4 – LSPP	1
23.	GRCP (Governance, Risk and Compliance Professional) Certification	1
24.	GRCA (Governance, Risk and Compliance Auditor) Certification	1
25.	IAAP (Integrated Audit & Assurance Professional) Certification	1
26.	ICEP (Integrated Compliance & Ethics Professional) Certification	1
27.	IPMP (Integrated Policy Management Professional) Certification	1
28.	IRMP (Integrated Risk Management Professional) Certification	1
29.	IDPP (Integrated Data Privacy Professional) Certification	1
30.	GRI (Global Reporting Initiative) Training	1
31.	ESG (Environmental, Social and Governance) Training	1
32.	SROI (Social Return on Investment) Training	1
33.	32nd A4M Annual Longevity Fest 2024, "Advancing Longevity Medicine"	1
34.	Qualified Internal Auditor (QIA) Certification	1
35.	Indonesian Internal Audit Practitioner (IIAP)	1
36.	Risk Management Certification Level 7 Refreshment	1

Meetings of the Risk Monitoring Committee

Terms and Reference

The provisions related to the meetings of the Risk Monitoring Committee determined within the Bank are as follows:

1. Committee shall conduct a meeting at least once in a month.
2. The agenda of Committee Meeting includes, but not limited to:
   a. Risk Profile;
   b. Bank Soundness Level;
   c. Risk Appetite;
   d. Risk Management Policies, Guidelines, and Procedures;
   e. Stress Testing;
   f. Key Risk Indicators;
   g. Issues related to Fraud;
   h. Issues having significant impact to the Bank's position.
3. The Committee's Meeting may be attended physically or through video conference facility. These Committee meetings can only be convened if attended by at least 51% (fifty-one percent) of the total number of members including one Independent Commissioner and one Independent Party.
4. The adoption of resolutions of the Committee shall be done amicably. In case the amicable deliberation cannot be reached, the adoption of the resolutions shall be done by majority vote casting, with 1 (one) people 1 (one) vote principle.
5. Committee meeting shall be chaired by Committee Chairman.
6. In the absent of Committee Chairman, a meeting is chaired by an appointed member of Committee in attendance.
7. Dissenting opinions occurring in the meetings of the Committee must be clearly contained in the minutes of meetings accompanied by the reasons for such dissenting opinions.
8. The Committee may adopt the decision without conducting a Committee Meeting, by informing all Committee members in writing and all members are required to approve the submitted proposal by signing the circular resolution. The decision made in circular has the same legal binding with the decision made in Committee Meeting.

Committees Under The Board of Commissioners

Meeting Frequency and Attendance of the Risk Monitoring Committee

During 2025, the Risk Monitoring Committee held 24 (twenty-four) meetings and the details of the attendance are presented below:

Name	Number of Meeting	Attendance	Percentage
Onny Widjanarko [1]	8	8	100%
Takeshi Kimoto	24	23	96%
Edmund Tondobala [2]	8	8	100%
Ongki Wanadjati Dana [2]	8	8	100%
Sofyan Rambey	24	24	100%
Marita Alisjahbana [3]	24	22	91%
Nurhajati Soerjo Hadi	24	23	96%
Kusumaningtuti Sandriharmy Soetiono	16	15	93%

1. Effective as Chairman of the Risk Monitoring Committee until 22 April 2025.
2. Effective as a Member of the Risk Monitoring Committee until 22 April 2025.
3. Effective as Chairman of the Risk Monitoring Committee since 22 April 2025.

Implementation of Activities in 2025

Implementation of activities carried out throughout 2025:

1. Evaluate the compatibility of the Company's risk management policy with its implementation and the implementation of duties of the Risk Management Committee and the Risk Management working unit through discussions on the following topics:
   - Implementation of risk management for various risks, including Credit Risk, Market Risk, Liquidity Risk, Operational Risk, Cybersecurity Risk, Compliance Risk, Strategic Risk, Legal Risk, and Reputational Risk.
   - Non-Financial Risks (other than Operational Risk, Compliance Risk, Legal Risk, and Reputational Risk), including Anti-Fraud Management, Conduct Risk, Internal Control over Financial Reporting, Cyber and Information Security Risk, Compliance Risk, Anti-Money Laundering and Counter-Terrorism Financing Risk, Corporate Secretary, and Data Management.
   - Recovery Plan, capital adequacy condition, liquidity, profitability, and asset quality.
   - Regulatory Reporting, including the Risk Profile Report, Bank Soundness Level Report, and Stress Test.
   - Conglomeration and Subsidiaries report:
     - Mandatory reports to the Regulator (Integrated Risk Profile and Integrated Capital Adequacy).
     - Status of each risk area managed by the Integrated Risk Management Unit (credit risk, market risk, liquidity risk, operational risk, cybersecurity risk).
     - Other matters related to Integrated Risk Management.
     - Implementation of the duties and responsibilities of the Risk Management Committee.
   - Risk Management Policies and Procedures for 2025.

   In conducting monitoring and evaluation, the Risk Monitoring Committee also discussed additional topics related to risks which were related to the Bank:
   - Portfolio condition, cost of credit, loan yields and financial performance of all segments, as well as strategies and corrective measures to maintain asset quality in line with the risk appetite.
   - Risk Management review related to Retail Banking growth and lending process
   - Implementation of the Anti-Fraud Strategy.
   - Update on AI liveness fraud.
   - Monitoring the impact of the global situation with new US tariffs on debtors and stress test related to the new US tariffs.
   - Business unit approach to anticipate growth in EV – Electric Vehicles.
   - Development of Network Distribution (Branch Transformation) and Risk Management review related to Branch Governance.
   - Update on progress of projects and initiatives for improvement and their effectiveness.
2. Prepare 2026 working plan and agenda.
3. Review of Risk Monitoring Committee Charter.

Competency Development of the Risk Monitoring Committee

The competency development presented is only for independent members, as for members of the Risk Monitoring Committee from the Board of Commissioners has been presented in the "Board of Commissioners" chapter of this Annual Report.

Name of Participant	Type of Training	Date	Organizer
Sofyan Rambey	1. Risk Management Certification Level 5	6–7 August 2024	BSMR
	2. Risk Management Certification Level 6	29 August 2024	BSMR
	3. Global Reporting Initiative (GRI)	24–26 September 2024	Kharisman Consulting
	4. Risk Management Certification Level 7	4 October 2024	BSMR
	5. ESG (Environmental, Social and Governance)	7 November 2024	Kharisman Consulting
	6. SROI (Social Return on Investment)	18–19 November 2024	Kharisman Consulting
	7. 32nd Longevity Fest 2024	13–15 December 2024	American Academy of Anti-Aging Medicine Global
	8. Sustainability and Climate Risk (SCR)	22 May 2025	Association of Risk Professionals (GARF)
	9. Certified Management Accountant (CMA)	3–5 August 2025	CMA Australia
Nurhajati Soerjo Hadi	1. YPIA Annual Conference	June 2024	YPIA
	2. Risk Management Certification Training Level 7	4 October 2024	BSMR
	3. Risk Management Certification Level 7	11 October 2024	BSMR
	4. Risk Management Certification Level 7 Refreshment	20 August 2025	PT GPS & Partners

INTEGRATED GOVERNANCE COMMITTEE

The Committee was established to support the effective implementation of the duties and responsibilities of the Board of Commissioners in assisting the Board of Commissioners of the Financial Conglomerate Holding Company ("FCHC"), among others, to monitor and evaluate the audit, risk management, finance, compliance, and governance functions within SMBC Financial Conglomerate.

Legal Basis

The legal basis used in relation to the establishment of the Integrated Governance Committee is:

1. OJK Regulation No. 18/POJK.03/2014 dated 18 November 2014, regarding the Implementation of Integrated Governance for Financial Conglomerates
2. OJK Regulation No. 28/POJK.03/2019 dated 14 November 2019, regarding Banking Synergies Under One Ownership for the Development of Sharia Banking.
3. OJK Regulation No. 30 of 2024 dated 23 December 2024 concerning Financial Conglomerates and Financial Conglomerate Holding Companies.
4. Integrated Governance Manual of SMBC Indonesia.
5. Corporate Charter.

Statement of Having Committee Charter

In carrying out its duties and responsibilities, the Integrated Governance Committee has a Charter, which stipulates among others: Organization, membership requirements, independence, duties and responsibilities, work ethics, meetings, reporting responsibilities, term of office, and committee assessment.

The Charter is reviewed periodically to ensure the scope of work of the Integrated Governance Committee is in accordance with the applicable provisions and the Bank's business development. The latest reviewed of Integrated Governance Committee Charter was approved by members of Integrated Governance Committee on 28 November 2025.

Duties and Responsibilities

The Committee has at least the following duties and responsibilities:

a. Evaluating the implementation of Integrated Governance at least through assessing the adequacy of internal control and the implementation of the integrated compliance function;
b. Providing recommendations to the Board of Commissioners of the FCHC for the refinement of the Integrated Governance Manual; and
c. Monitoring the implementation of Banking Synergy.

Related to the above matters, then:

a. To support the effectiveness of duties and responsibilities of the Board of Commissioners of the FCHC, the Committee prepares an annual activity plan approved by the Board of Commissioners.
b. The Committee receives periodic reports on the implementation of audit, risk, finance, compliance, and governance functions at entities within the Financial Conglomerate.
c. The Committee provides recommendations to the Board of Commissioners (if necessary) on the reports received in accordance with letter b above.

Committees Under The Board of Commissioners

d. The Committee provides reports to the Board of Commissioners on its activities on a regular basis.
e. Maintaining the confidentiality of all documents, data, and information obtained and possessed from all entities within the Financial Conglomerate.

Composition and Term of Office

No.	Name	Position	Basis of Appointment	Term of Office
1.	Onny Widjanarko	Chairman (Independent Commissioner of PT Bank SMBC Indonesia Tbk)	· Circular Resolution of the Board of Commissioners No. PS/BOC/038/VIII/2024 and Decree of the Board of Directors No. SK.006A/DIR/CCS/VIII/2024 · Circular Resolution of the Board of Commissioners of SMBC Indonesia No. PS/BOC/019/IV/2025 and Decree of the Board of Directors of SMBC Indonesia No. SK.011/DIR/CCS/IV/2025	· 2 August 2024 – 22 April 2025 · 22 April 2025 – AGMS 2028
2.	Ninik Herlani Masli Ridhwan	Member (Independent Commissioner of PT Bank SMBC Indonesia Tbk)	· Circular Resolution of the Board of Commissioners No. PS/BOC/038/VIII/2024 and Decree of the Board of Directors No. SK.006A/DIR/CCS/VIII/2024 · Circular Resolution of the Board of Commissioners of SMBC Indonesia No. PS/BOC/019/IV/2025 and Decree of the Board of Directors of SMBC Indonesia No. SK.011/DIR/CCS/IV/2025	· 2 August 2024 – 22 April 2025 · 22 April 2025 – AGMS 2028
3.	Dewie Pelitawati	Member (Independent Commissioner of PT Bank BTPN Syariah Tbk)	· Circular Resolution of the Board of Commissioners No. PS/BOC/038/VIII/2024 and Decree of the Board of Directors No. SK.006A/DIR/CCS/VIII/2024 · Circular Resolution of the Board of Commissioners of SMBC Indonesia No. PS/BOC/019/IV/2025 and Decree of the Board of Directors of SMBC Indonesia No. SK.011/DIR/CCS/IV/2025	· 2 August 2024 – 22 April 2025 · 22 April 2025 – AGMS 2028
4.	Muhamad Faiz	Member (Sharia Supervisory Board of PT Bank BTPN Syariah Tbk)	· Circular Resolution of the Board of Commissioners No. PS/BOC/038/VIII/2024 and Decree of the Board of Directors No. SK.006A/DIR/CCS/VIII/2024 · Circular Resolution of the Board of Commissioners of SMBC Indonesia No. PS/BOC/019/IV/2025 and Decree of the Board of Directors of SMBC Indonesia No. SK.011/DIR/CCS/IV/2025	· 2 August 2024 – 22 April 2025 · 22 April 2025 – AGMS 2028
5.	Dharma Putera	Member (Commissioner of PT BTPN Syariah Ventura)	Circular Resolution of the Board of Commissioners of SMBC Indonesia No. PS/BOC/032/VIII/2025 and Decree of the Board of Directors of SMBC Indonesia No. SK.015/DIR/CCS/VIII/2025	22 July 2025 – AGMS 2028
6.	Murniaty Santoso	Member (Independent Commissioner of PT Oto Multiartha)	· Circular Resolution of the Board of Commissioners No. PS/BOC/038/VIII/2024 and Decree of the Board of Directors No. SK.006A/DIR/CCS/VIII/2024 · Circular Resolution of the Board of Commissioners of SMBC Indonesia No. PS/BOC/019/IV/2025 and Decree of the Board of Directors of SMBC Indonesia No. SK.011/DIR/CCS/IV/2025	· 2 August 2024 – 22 April 2025 · 22 April 2025 – AGMS 2028
7.	Doddy Susanto	Member (Independent Commissioner of PT Summit Oto Finance)	· Circular Resolution of the Board of Commissioners No. PS/BOC/038/VIII/2024 and Decree of the Board of Directors No. SK.006A/DIR/CCS/VIII/2024 · Circular Resolution of the Board of Commissioners of SMBC Indonesia No. PS/BOC/019/IV/2025 and Decree of the Board of Directors of SMBC Indonesia No. SK.011/DIR/CCS/IV/2025	· 2 August 2024 – 22 April 2025 · 22 April 2025 – AGMS 2028
8.	Ivan Purnama Sanoesi	Member (Independent Party)	Circular Resolution of the Board of Commissioners of SMBC Indonesia No. PS/BOC/019/IV/2025 and Decree of the Board of Directors of SMBC Indonesia No. SK.011/DIR/CCS/IV/2025	22 April 2025 – AGMS 2028

No.	Name	Position	Basis of Appointment	Term of Office
9.	Sofyan Rambey	Member (Independent Party)	· Circular Resolution of the Board of Commissioners No. PS/BOC/038/VIII/2024 and Decree of the Board of Directors No. SK.006A/DIR/CCS/VIII/2024 · Circular Resolution of the Board of Commissioners of SMBC Indonesia No. PS/BOC/019/IV/2025 and Decree of the Board of Directors of SMBC Indonesia No. SK.011/DIR/CCS/IV/2025	· 2 August 2024 – 22 April 2025 · 22 April 2025 – AGMS 2028

Profile of Members of the Integrated Governance Committee

Onny Widjanarko

Chairman of the Integrated Governance Committee (Independent Commissioner of SMBC Indonesia)

Profile is presented in the "Profile of the Board of Commissioners" section of this Annual Report.

Ninik Herlani Masli Ridhwan

Member of the Integrated Governance Committee (Independent Commissioner of SMBC Indonesia)

Profile is presented in the "Profile of the Board of Commissioners" section of this Annual Report.



Dewie Pelitawati

Member of the Integrated Governance Committee (Independent Commissioner of PT Bank BTPN Syariah Tbk)

Nationality
Indonesian

Domicile
Jakarta

Age
66 years
old at the end of the 2025 Financial Year

Educational Background

- Bachelor's degree in Law from Universitas Padjadjaran (1984)
- Master's degree in Law from Universitas Padjadjaran (2005)

Position History, Legal Basis & Term of Office

Circular Resolution of the Board of Commissioners of SMBC Indonesia No. PS/BOC/019/IV/2025 and Decree of the Board of Directors of SMBC Indonesia No. SK.011/DIR/CCS/IV/2025.

Term of Office: 22 April 2025 – AGMS 2028

Concurrent Positions

- Financial Institutions: Independent Commissioner PT Bank BTPN Syariah Tbk (2014-present)
- Non-Financial Institutions: Member of the Audit Committee of Universitas Padjadjaran

Work Experience

- Senior GM Corporate Legal, Governance and Compliance dan Advisor to CEO XL-Axiata Tbk (2013-2018)
- Partners at Bahar and Partners Attorney at Law (2010-2013)
- Commissioner of PT Indosat Mega Media Mobile (2002-2003)
- Commissioner of PT Satelindo (2002-2003)
- SPV Legal/General Counsel of PT Indosat (2002-2008)
- Secretary to Junior Minister at the Minister for National Economic Restructuring-RI (2001)
- Head of Chairman Office of Indonesia Bank Restructuring Agency (1999-2000)
- Legal Manager PT Indosat (1985-1999)

Affiliation

No affiliation with the Board of Directors, Board of Commissioners, and Controlling Shareholders.

Committees Under The Board of Commissioners



Muhamad Faiz
Member of the Integrated Governance Committee (member of the Sharia Supervisory Board of PT Bank BTPN Syariah Tbk)

Nationality
Indonesian

Domicile
Jakarta

Age
51 years
old at the end of the 2025 Financial Year

Educational Background

- Bachelor's degree in Sharia from Universitas Islam Madinah (1997)
- Master's degree in Daarul Ulum from Universitas Kairo (2013)

Position History, Legal Basis & Term of Office

Circular Resolution of the Board of Commissioners of SMBC Indonesia No. PS/BOC/019/IV/2025 and Decree of the Board of Directors of SMBC Indonesia No. SK.011/DIR/CCS/IV/2025.

Term of Office: 22 April 2025 – AGMS 2028

Concurrent Positions

- Financial Institutions
  1. Member of Sharia Supervisory Board of PT Bank BTPN Syariah Tbk (2017-present)
  2. Member of Sharia Supervisory Board of Sharia Business Unit of PT Bank Tabungan Negara (Persero) Tbk (2023-present)
  3. Chairman of the Sharia Supervisory Board of PT IMFI Syariah (2012-present)
- Non-Financial Institutions
  1. General Chairman of MUI DKI Jakarta (2023-2028)
  2. Sharia Katib of PBNU (2022-2027)
  3. Pleno Member of DSN MUI (2020-2025)
  4. Vice Chairman of the Bahtsul Masail Institute at PBNU (2015- present)
  5. Deputy Secretary of MUI Fatwa Commission (2010-present)
  6. Deputy Head of PP Darul Rohman (2008-present)

Work Experience

According to the information contained in the concurrent position disclosure column (still active)

Affiliation

No affiliation with the Board of Directors, Board of Commissioners, and Controlling Shareholders.



Dharma Putera

Member of the Integrated Governance Committee (Commissioner of PT BTPN Syariah Ventura)

Nationality
Indonesian

Domicile
Jakarta

Age
47 years
old at the end of the 2025 Financial Year

Educational Background

Master's degree – Toyohashi Institute of Technology

Position History, Legal Basis & Term of Office

Circular Resolution of the Board of Commissioners of SMBC Indonesia No. PS/BOC/032/VIII/2025 and Decree of the Board of Directors of SMBC Indonesia No. SK.015/DIR/CCS/VIII/2025.

Term of Office: 22 July 2025 – AGMS 2028

Concurrent Positions

- Risk Management Head of PT Bank BTPN Syariah Tbk
- Commissioner of PT BTPN Syariah Ventura (2 February 2024-present)

Work Experience

1. PT Bank BTPN Syariah Tbk
   Position : Head of Sales and Distribution Region 1
   Term of Office : January 2017 – 31 May 2020
2. PT Bank BTPN Syariah Tbk
   Position : Head of Business Risk, BTPN Syariah
   Term of Office : 7 July 2014 – 31 December 2016
3. Adira Quantum – Collection Division
   Position : Strategic Development Unit Head
   Term of Office : 1 March 2013 – 30 June 2014
4. Citibank – Credit Initiation (CI) Department
   Position : Strategic Development Unit Head
   Term of Office : 1 July 2008 – 24 February 2013
5. Citibank – Collection & Recovery
   Position : Management Information System (MIS) Head
   Term of Office : 1 October 2006 – 30 June 2008

Affiliation

No affiliation with the Board of Directors, Board of Commissioners, and Controlling Shareholders

Committees Under The Board of Commissioners



Murniaty Santoso
Member of the Integrated Governance Committee (Independent Commissioner of PT Oto Multiartha)

Nationality
Indonesian

Domicile
Jakarta

Age
72 years
old at the end of the 2025 Financial Year

Educational Background	Master of Science from MIT-Sloan School, Boston, USA (1989)
Position History, Legal Basis & Term of Office	Circular Resolution of the Board of Commissioners of SMBC Indonesia No. PS/BOC/019/IV/2025 and Decree of the Board of Directors of SMBC Indonesia No. SK.011/DIR/CCS/IV/2025. Term of Office: 22 April 2025 – AGMS 2028
Concurrent Positions	• Independent Commissioner of PT Summit Oto Finance • Independent Commissioner of PT Oto Multiartha
Work Experience	• Independent Commissioner of PT Summit Oto Finance (2005 – Present) • Independent Commissioner of PT Oto Multiartha (2003 – Present) • President Commissioner of PT Verena Multifinance Tbk (2003 – 2021) • President Director of PT Tunas Sepadan Investama (1999 – 2001) • Director of Bentala Sanggrahan Group (1995 – 1998) • Commissioner of PT Oto Multiartha (1994 – 2003) • President Commissioner of PT Manunggal Multi Finance (subsequently renamed PT Oto Multiartha) (April 1994 – November 1994) • Chief Financial Officer (CFO) of Argo Manunggal (1993 – 1995) • Chief Financial Officer (CFO) – Automotive Group II, PT Astra International (1986 – 1993) • General Manager of Budget and Business Development, PT Astra International (1981 – 1986) • Finance Manager, PT Broken Hill Proprietary Indonesia (1975 – 1981)
Affiliation	No affiliation with the Board of Directors, Board of Commissioners, and Controlling Shareholders.



Doddy Susanto

Member of the Integrated Governance Committee (Independent Commissioner of PT Summit Oto Finance)

Nationality
Indonesian

Domicile
Jakarta

Age
65 years
old at the end of the 2025 Financial Year

Educational Background

Social and Political Commerce Administration from Universitas Katholik Parahyangan (1984)

Position History, Legal Basis & Term of Office

Circular Resolution of the Board of Commissioners of SMBC Indonesia No. PS/BOC/019/IV/2025 and Decree of the Board of Directors of SMBC Indonesia No. SK.011/DIR/CCS/IV/2025.

Term of Office: 22 April 2025 – AGMS 2028

Concurrent Positions

- Independent Commissioner of PT Summit Oto Finance
- Commissioner of PT Karya Dosan Mandiri

Work Experience

- Independent Commissioner of PT Summit Oto Finance (2022 – Present)
- Commissioner of PT Karya Dosan Mandiri (2015 – Present)
- Director of PT Sinartama Gunita (2017 – 2021)
- Commissioner of PT Sinar Mas Multifinance (2017 – 2021)
- Commissioner of PT Pasar Dana Pinjaman (2016 – 2021)
- President Director of PT Sinar Mas Multiartha Tbk (2009 – 2021)
- President Director of PT Sinar Mas Multifinance (2000 – 2017)
- Director of PT Sinar Mas Multiartha Tbk (2000 – 2009)
- President Commissioner of PT Sinarmas Asset Management (2011 – 2021)
- Commissioner of PT Asuransi Sinar Mas (2003 – 2014)
- Commissioner of PT AB Sinar Mas Multifinance (2002 – 2020)
- Chief Operating Officer of PT Asuransi Jiwa Sinarmas (1999 – 2000)
- Director of PT Bank International Indonesia Tbk (1997 – 1999)
- Head of Sumatra Region, PT Bank International Indonesia Tbk (1994 – 1997)
- Deputy Regional Manager for East Java and Eastern Indonesia, PT Bank International Indonesia Tbk (1991 – 1994)
- Head of Central Java Region, PT Bank International Indonesia Tbk (1990 – 1991)
- Branch Manager, PT Bank International Indonesia Tbk (1987 – 1990)
- Account Officer, PT Bank International Indonesia Tbk (1987)
- Management Development Program, PT Bank International Indonesia Tbk (1986 – 1987)
- Credit Administration Staff, PT Bankap (1985 – 1986)

Affiliation

No affiliation with the Board of Directors, Board of Commissioners, and Controlling Shareholders.

Committees Under The Board of Commissioners



Ivan Purnama Sanoesi
Member of the Integrated Governance Committee (Independent Party)

Nationality
Indonesian

Domicile
Jakarta

Age
64 years
old at the end of the 2025 Financial Year

Educational Background	• Master's degree in Financial Management, PPM Institute (2004) • Bachelor's degree in Economics (Accounting), Universitas Tarumanegara (1988)
Position History, Legal Basis & Term of Office	Circular Resolution of the Board of Commissioners of SMBC Indonesia No. PS/BOC/019/IV/2025 and Decree of the Board of Directors of SMBC Indonesia No. SK.011/DIR/CCS/IV/2025. Term of Office: 22 April 2025 – AGMS 2028
Concurrent Positions	• Member of Risk Monitoring Committee of PT Bank Mega Tbk. • Member of Risk Monitoring Committee of PT Bank Ina Perdana Tbk. • Member of Risk Monitoring Committee of PT Bank Hibank Indonesia • Member of Risk Monitoring Committee of PT BCA Digital
Work Experience	• Member of the Audit Committee of PT Bank SMBC Indonesia Tbk (2019 – 2025) • Member of the Audit Committee of PT Bank Sumitomo Mitsui Indonesia (July 2018 – February 2019) • Advisor to PT Central Santosa Finance (September 2016 – August 2018) • Deputy Head of the Audit Division of PT Bank Central Asia Tbk (1999 – May 2016) • Head of the Audit Bureau of PT Bank Central Asia Tbk (1992 – 1999) • Head of Audit Section/Unit ofPT Bank Central Asia Tbk (1989 – 1992) • Staff of the Audit Division of PT Bank Central Asia Tbk (1986 – 1989)
Affiliation	No affiliation with the Board of Directors, the Board of Commissioners, and Controlling Shareholders.

Sofyan Rambey
Member of the Integrated Governance Committee (Independent Party)
Profile is presented in the "Profile of the Risk Monitoring Committee" section of this Annual Report.

Sertifikasi Profesi

No.	Professional Certification	Total Owners
1.	Risk Management Certification Level 6	6
2.	Risk Management Certification Level 7	4
3.	Certification for Securities Trading Representative (WPPE)	1

Meetings of the Integrated Governance Committee

Terms and Reference
Provisions related to the implementation of Integrated Governance Committee meetings have been regulated in the Integrated Governance Committee charter:

1. The Committee holds regular meetings at least once every 6 (six) months.
2. The Committee may invite parties other than Committee members from SMBC Financial Conglomeration to attend and provide information in the Meeting if related to the agenda of the Meeting.

3. At the invitation of the Chairman of the Committee, members of the Board of Commissioners who are not members of the Committee may attend the Committee Meeting as observers who do not have voting rights in the decision-making of the Meeting.
4. Committee meetings may be attended physically or through video conference facilities. Such Committee meetings can only be held if attended physically or virtually by at least 51% (fifty-one percent) of the total number of Committee members, including the Chairman of the Committee or Independent Commissioner of the FCHC.
5. Decisions of the Committee meetings are made based on deliberation and consensus. If deliberation and consensus cannot be reached, decisions shall be made based on a majority vote.
6. The Committee meeting shall be led by the Chairman of the Committee.
7. If the position of the Committee Chairman is vacant, the Independent Commissioner of FCHC may temporarily replace the position of chairman of the committee as chairman of the Meeting.
8. Dissenting opinions occurring in the Committee meeting shall be stated clearly in the minutes of the meeting along with the reasons for the dissenting opinions.
9. The Committee may also make valid decisions without holding a Committee Meeting, as long as all members of the Committee have been notified in writing and all members of the Committee agree to the proposal submitted in writing by signing the circular agreement. Decisions made in such a manner shall have the same force as decisions made validly at a Committee Meeting.

Meeting Frequency and Attendance of the Integrated Governance Committee

During 2025, the Integrated Corporate Governance Committee held 3 (three) meetings and the details of the attendance are presented below:

Name	Number of Meeting	Attendance	Percentage
Onny Widjanarko	3	3	100%
Ninik Herlani Masli Ridhwan	3	3	100%
Dewie Pelitawati	3	3	100%
Muhamad Faiz	3	3	100%
Dharma Putera*	2	2	100%
Murniaty Santoso	3	3	100%
Doddy Susanto	3	3	100%
Ivan Purnama Sanoesi**	2	2	100%
Sofyan Rambey	3	3	100%

* Appointed as a Member of the Integrated Governance Committee since 22 April 2025.
** Appointed as a Member of the Integrated Governance Committee since 22 July 2025.

Implementation of Activities in 2025

The activities carried out by the Integrated Governance Committee throughout 2025 were as follows:

Date	Activity
13 February 2025	Meeting of the Integrated Governance Committee
7 August 2025	Meeting of the Integrated Governance Committee
28 November 2025	Meeting of the Integrated Governance Committee

Competency Development of the Integrated Governance Committee

Competency development for members of the Integrated Governance Committee from the Board of Commissioners of SMBC Indonesia has been presented in the "Board of Commissioners" chapter of this Annual Report.

Name of Participant	Type of Training	Date	Organizer
Dewie Pelitawati	1. Climate Risk Update 2. Executive Refreshment Session – Cybersecurity and Cyber Resilience 3. Economic Outlook & Townhall 2025 4. Leadership Series – Leading Conglomerate Companies in Indonesia 5. Risk Management Certification Refreshment (1 UK) Level 6 and Level 7 & Risk Awareness 6. Sustainable Finance 7. Economic Outlook, Indonesia's Economic Policy and Strategy in 2026	1. 16 January 2025 2. 23 May 2025 3. 31 July 2025 4. 9 September 2025 5. 9 October 2025 6. 16 December 2025 7. 17 December 2025	1. Albidin Linda 2. Hendro & Eryk Budi 3. Creco Research and Consulting; AGMD SMBC dan SMBC Indonesia 4. Frans Kesuma 5. BARA 6. RIZKY WISNOENTORO (CEO & Co-Founder Impac+ Indonesia) 7. Chatib Basri
Muhamad Faiz	Mandatory Refreshment (APU PPT, Compliance, Anti-Fraud, UPPK, Islamic Banking, Information Security Awareness (ISA), E&G, Risk Awareness & Code of Conduct)	1 October 2025	E-Learning (Self-Learning)

Committees Under The Board of Commissioners

Name of Participant	Type of Training	Date	Organizer
Dharma Putera	1. Climate Risk Management & Scenario Analysis – CRMS Banking (Climate Risk Stress Testing) 2. Allowance for Impairment Losses (CKPN) Training – IFRS 9: Financial Instruments 3. Updates on Climate Risk 4. Executive Refreshment Session – Cybersecurity & Cyber Resilience 5. Liquidator Certification Preparation 6. Liquidator Certification Examination 7. Leadership Series – Leading Conglomerate Companies in Indonesia 8. Mandatory Refreshment 9. Sadarisiko Webinar: "Do Not Become a Fraud Perpetrator! Fraud Actions and Their Impact on Career Reputation" 10. Risk Management Certification Refreshment (1 UK) Level 6 and Level 7 & Risk Awareness 11. Sustainable Finance	1. 10–11 February 2025 2. 5–6 March 2025 3. 16 January 2025 4. 23 May 2025 5. 25–29 August 2025 6. 30 August 2025 7. 9 September 2025 8. 4 September 2025 9. 25 September 2025 10. 9 October 2025 11. 16 December 2025	1. Manaek Robert 2. Reinhard Silaban, Andreas 3. EY Indonesia: Albidin Linda 4. Hendro & Eryk Budi 5. PPLI 6. PPLI 7. Frans Kesuma 8. Self Learning 9. Sulistyoningsih 10. BARA Institute 11. Rizky Wisnoentoro (CEO & Co-Founder Impac+Indonesia)
Murniaty Santoso	1. National Seminar "OJK Policy Direction 2025 and the New Government's Economic Growth Strategy" 2. National Seminar "Will Trade War Create Financial Turmoil?" 3. Online Seminar "Economic Outlook 2026"	1. 4 February 2025 2. 6 May 2025 3. 2 September 2025	1. APPI 2. APPI 3. APPI
Doddy Susanto	National Seminar "OJK Policy Direction 2025 and the New Government's Economic Growth Strategy"	4 February 2025	APPI
Ivan Purnama Sanoesi	1. How to Achieve Peak Performance 2. Digital Transformation in the Financial Sector 3. Economic and Financial Outlook 2025 4. The Role of GRC in Enhancing Investor Confidence & Financial Sector Stability 5. The Domino Effect of Trump Tariffs 6. The Future of Cybersecurity 7. Personal Data Protection and the Impact of Biometric Technology in Indonesia 8. Agentic AI in Finance 9. Principles for the Implementation of AI in Indonesian Banks 10. Building the Global Sustainable Islamic Finance Ecosystem 11. Mid-Year Capital Market Review 2025 12. Generative AI Transformation 13. Strategies to Enhance Competitiveness and Deepen Islamic Banking and Capital Markets 14. Latest Trends in Money Laundering Schemes and Methods 15. Oversight in the Digital Bank 16. Risk Appetite and Risk Culture: Key Pillars in Strengthening Risk Management in the Financial Sector 17. The Role of Digital Forensics in Handling and Uncovering Financial Crimes 18. Auditing Culture and Ethics	1. 17 January 2025 2. 23 January 2025 3. 20 February 2025 4. 25 February 2025 5. 15 May 2025 6. 5 June 2025 7. 19 June 2025 8. 3 July 2025 9. 9 July 2025 10. 24 July 2025 11. 7 August 2025 12. 25 August 2025 13. 28 August 2025 14. 18 September 2025 15. 3 October 2025 16. 9 October 2025 17. 16 October 2025 18. 1 December 2025	1. OJK Institute 2. OJK Institute 3. OJK Institute 4. OJK Institute 5. OJK Institute 6. OJK Institute 7. OJK Institute 8. OJK Institute 9. Intellectual Business Community 10. OJK Institute 11. OJK Institute 12. OJK Institute 13. OJK Institute 14. OJK Institute 15. LPPI 16. OJK Institute 17. OJK Institute 18. IIA Indonesia
Sofyan Rambey	1. Risk Management Certification Level 5 2. Risk Management Certification Level 6 3. Global Reporting Initiative (GRI) 4. Risk Management Certification Level 7 5. ESG (Environmental, Social and Governance) 6. SROI (Social Return on Investment) 7. 32nd Longevity Fest 2024 8. Sustainability and Climate Risk (SCR) 9. Certified Management Accountant (CMA)	1. 6–7 August 2024 2. 29 August 2024 3. 24–26 September 2024 4. 4 October 2024 5. November 2024 6. 18–19 November 2024 7. 13–15 December 2024 8. 22 May 2025 9. 3–5 August 2025	1. BSMR 2. BSMR 3. Kharisman Consulting 4. BSMR 5. Kharisman Consulting 6. Kharisman Consulting 7. American Academy of Anti-Aging Medicine 8. Global Association of Risk Professionals (GARF) 9. CMA Australia

Committees Under
The Board of Directors

In accordance with the prevailing regulations, the Bank is required to establish at least 3 (three) committees to assist the Board of Directors, namely the Risk Management Committee, the Asset and Liability Committee, and the Information Technology Steering Committee. These committees are accountable to the Board of Directors in supporting the execution of its duties and responsibilities.

However, considering the complexity of SMBC Indonesia's business activities, enhanced governance oversight and continuous improvement in the implementation of good corporate governance are required. Accordingly, the Bank has established 11 (eleven) committees as follows:

1. Asset and Liability Committee
2. Risk Management Committee
3. Non-Financial Risk Management Committee
4. Information Technology Steering Committee
5. Credit Policy Committee
6. Credit Committee
7. Information Governance Steering Committee
8. Human Resources Committee
9. Fraud Committee
10. Sustainability Committee
11. Integrated Risk Management Committee

ASSET AND LIABILITY COMMITTEE (ALCO)

Structure and Membership

Composition of members of the Asset and Liability Committee ("ALCO") as of 31 December 2025, is as follows:

Chairman: Director of Treasury

Members:

1. President Director
2. Deputy President Director 1
3. Deputy President Director 2
4. Head of Risk Management
5. Director of Finance and Planning

Secretary: Head of Treasury

Work Guidelines and Procedures (Charter)

The ALCO's Charter is established as guidelines or reference for members of ALCO, among others, for the following:

1. Monitoring and managing assets and liabilities.
2. Monitoring market development and factors that may influence the financing and liquidity of the bank.
3. Monitoring the bank's risk exposure such as interest and exchange value risk.
4. Deciding and providing directions in interest rate management, both interest funding and lending.
5. And other related matters.

Duties and Responsibilities

The Asset and Liability Committee has duties and responsibilities, among others, including the following:

1. Reviewing, monitoring, and approving the overall balance sheet strategy on liquidity, price, and capital management.
2. Providing an overview of the domestic and world economic conditions, as well as the implication analysis from the monetary and fiscal policies that have been and/or will be taken by the government.

Statement of Committee Independence

All committee members are capable of carrying out their duties and functions independently for the Bank's interests, without being influenced by any party.

Committees Under The Board of Directors

Implementation of Duties in 2025

No.	Activities	Implementation Period
1	Approved the green asset pipeline initiative and pricing.	January 2025
2	Approved: · New methodology for IoC (Income on Capital) in the form of incentives for Deposits; · Incentives for Non-Sensitive CASA (Current Account Saving Account); · Special SLR (Special Loan Rate) scheme for corporate customers.	February 2025
3	Discussed: · Definition of Sensitive Deposit Back-to-Back Special FTP for Business Banking customers; Approved: · Back-to-Back Special Rate for Wholesale Business Group customers.	March 2025
4	Discussed: · Adjustment to Short-Term FTP (Fund Transfer Pricing) IDR; Approved: · Simulation of the Contingency Funding Plan (CFP); · Definition of Sensitive Deposit.	April 2025
5	Updated on: · Results of the Contingency Funding Plan (CFP) simulation; · Impact of IoC (Income on Capital) allocation on the 2025 RBB using the new IoC methodology; Approved: · Plan to issue SMBC Indonesia Bank Bonds V Phase III.	May 2025
6	Approved: · Annual review of IRRBB (Interest Rate Risk in the Banking Book) assumptions; · Annual review of internal LCR (Liquidity Coverage Ratio) and NSFR (Net Stable Funding Ratio) limits; · Adjustment to FTP formula for tenors up to 1 week and additional allowance for SLR margin reduction for corporate customers with loan tenors of less than 1 week.	June 2025
7	Updated on: · Results of discussions with Bank Indonesia and other banks regarding proportional allocation of BI Time Deposits (BI TD); · Evaluation results of the effectiveness of Non-Sensitive Deposit IoC post-implementation; Approved: · Daily publication of Singapore Dollar FTP for Retail customers.	July 2025
8	Updated on: · Results of the issuance of SMBC Indonesia Bank Bonds V Phase III; Approved: · Bilateral loan plan with BCA and Bank of America.	August 2025
9	Discussed: · Project Vulcan; · Incentives for green asset proposals.	September 2025
10	Approved: · CASA Core Balance for the 2026–2028 RBB (Bank Business Plan); · IRRBB Premium 2026.	October 2025
11	Discussed: · Changes in the methodology for Income on Capital allocation and Credit RWA calculation using the system; Approved: · FTP projections in the 2026–2028 RBB & Corporate Plan 2025–2029; · FTP deposits in foreign currencies (EUR, AUD, GBP, and CNH); · Continuation of Project Vulcan through 2025.	November 2025
12	Approved: · Changes in the methodology for Income on Capital allocation and Credit RWA calculation using the system; Discussed: · IoC for strategic initiatives and unallocated IoC for Non-Sensitive Deposits.	December 2025
13	Approved the publication of the Prime Lending Rate (SBDK) for January 2025 – December 2025.	January–December 2025

Meeting Frequency and Attendance

Throughout 2025, the ALCO Committee held 12 (twelve) meetings, with details of attendance of its members as follows:

Name	Position	Number of Meeting	Attendance	Percentage
Keishi Kobata[1)]	Chairman/Treasury Director	4	4	100%
Yuki Terayama[2)]		8	8	100%
Henoch Munandar	Member/President Director	12	11	92%
Kaoru Furuya[3)]	Member/Deputy President Director 1	4	3	75%
Jun Saito[4)]		8	8	100%
Darmadi Sutanto[5)]	Member/Deputy President Director 2	4	3	75%
Michellina Laksmi Triwardhany[6)]		6	5	83%
Sendiaty Sondy	Member/Head of Risk Management	12	12	100%
Hanna Tantani	Member/Financial & Planning Director	12	12	100%
Wiwig Santoso	Secretary/Head of Treasury	12	12	100%

Effective Date:
1) Effective until 22 April 2025
2) Effective since 27 May 2025
3) Effective until 22 April 2025
4) Effective since 23 May 2025
5) Effective until 22 April 2025
6) Effective since 26 June 2025

Competency Development

The competency development of Board of Directors level committee members is presented in the competency development section of the Board of Directors:

RISK MANAGEMENT COMMITTEE

Structure and Membership

The composition of the Risk Management Committee as of 31 December 2025, is as follows:

Chairman: Head of Risk Management

Members:

- Permanent Voting members:
  1. President Director
  2. Deputy President Directors
  3. Compliance & Legal Director
  4. Corporate Banking (Japanese) Director
  5. Treasury Director
  6. Operations & Technology Director
  7. Finance & Planning Director
  8. Head of Business Banking
  9. Head of Information Technology
  10. Head of Retail Lending Business
  11. Head of Wealth Management Business and Network & Distribution
  12. Head of Digital Banking
  13. Head of Human Resources
  14. Head of Wholesale, Commercial & Transaction Banking
  15. Head of Treasury
- Permanent Non-Voting members:
  1. Head of Internal Audit
  2. Risk Management Executive Officer (Secretary)

The membership of the committee is ex officio (by position).

Meeting Procedures

Implementation guidelines for Risk Management Committee meetings are as follows:

1. Meetings of the Committee are held at least 8 (eight) times annually in line with the set meeting agenda. If required, a meeting may be held at any time upon the request of one of the Permanent Voting Members.
2. The meeting is led by the Chairman of the Committee. In the event the Chairman of the Committee is unable to attend, the meeting will be led by one of the committee members who serves as a Director and appointed at the meeting.
3. Whenever deemed necessary, the Committee may invite other parties than the Committee Members to attend a meeting, including but not limited to Subsidiaries.
4. Voting rights shall only be owned by Permanent Voting Members.
5. Permanent Non-Voting Members shall not be taken in account in the quorum of attendance.
6. A meeting may only be held if attended and/or represented by more than 50% of the total Committee members having voting rights.

Committees Under The Board of Directors

7. Meeting decisions shall be made based on deliberation to reach a consensus. In the event that decisions based on deliberation to reach a consensus cannot be reached, decisions must be made based on the approval of more than 50% of the total validly cast in the relevant meeting, including the Chairman of the Committee.
   If the voting results are a draw between the affirmative and negative votes, the Chairman of the Committee can determine the final decision to be taken by the Committee.
8. In the event of a conflict of interest, decision-making shall be performed in accordance with the provisions on conflict of interest as regulated under Code of Conduct and relevant Compliance Policy.
9. Dissenting opinions existing in a Committee meeting must be clearly set forth in Minutes of Meeting along with the reasons thereof. Head of Risk Management has discretion to escalate any matter related to any dissenting view to Risk Monitoring Committee for recommendation.
10. The report/materials of the Risk Management Committee shall be prepared by the Risk Management Work Unit. The related unit shall be obligated to convey the materials/data on a monthly basis to the person in charge (PIC) of the Risk Management Work Unit no later than 8 business days following the end of month.
11. The Risk Management Work Unit may request for additional information/data from other units in the Bank to be included in the report/materials of the Risk Management Committee.
12. Committee meeting results must be set out in Minutes of Meeting and documented properly.
13. Meeting decisions in the form of Minutes of Meeting shall be reviewed by Operational Risk Management Head, Market & Liquidity Risk Management Head, Risk Management Planning Head, Cyber Security Risk Management Head, Credit Risk Head and signed by the Chairman of the Meeting and the Secretary of the Meeting.
14. The Committee may make valid decisions without convening a meeting through the Committee circular media approved by the entire Permanent Voting Members. This process may be implemented insofar as the proposal filed has been conveyed in the relevant circular letter to all Permanent Voting Members.
15. Material that has been presented to the Non-Financial Risk Management Committee in the same data and submission period will not be necessary to be presented in the Risk Management Committee.

Duties and Authorities

The Risk Management Committee has the duties and authorities, among others, as follows:

1. Formulation of policies, strategies, and guidelines for the implementation of Risk Management.
2. Improvement or enhancement of Risk Management implementation based on the results of evaluations of Risk Management practices; and
3. Determination of matters related to business decisions that deviate from normal procedures.

Statement of Committee Independence

All committee members are capable of carrying out their duties and functions independently for the Bank's interests, without being influenced by any party.

Implementation of Duties in 2025

During 2025, the Risk Management Committee convened 11 meetings with agendas covering discussions on the results of the implementation of the risk management process, including the following:

1. Monitoring the results of credit risk oversight and management, including Outstanding Loan Balance, Loan Quality, Top 10 Loan Outstanding and Impairment, Cost of Credit (CoC) including write-offs and recoveries, as well as monitoring the implementation of Credit Risk Appetite and Risk Tolerance and providing the latest information regarding debtors under monitoring status within certain segments.
2. Presentation of information on stress testing and FX stress testing in order to comply with regulatory requirements.
3. Presentation of information on the results of the annual review of PSAK 109 models and back-testing of the adequacy of Allowance for Impairment Losses (CKPN).
4. Presentation of information on the Indonesia Economic Outlook and monitoring of credit concentration by economic sector.
5. Presentation of information on the results of quarterly credit risk oversight and management of subsidiaries.
6. Results of monitoring Risk Appetite Measures for market and liquidity risks, as well as monitoring of liquid asset ratios.
7. Presentation of information on the results of monthly monitoring of Recovery Action Plan indicators.
8. Presentation of information on the management of other risks, namely Compliance Risk, Strategic Risk, Reputational Risk, and Legal Risk.

9. Presentation of information in the context of quarterly risk monitoring with subsidiaries through consolidated reporting between the Bank and its subsidiaries, including consolidated reporting of Risk Profile, RBBR, and ICAAP in accordance with BI/OJK regulations.
10. Presentation of quarterly reports on the review of SLIK information and other confidential information leakage.
11. Presentation of information on the monitoring results of Cyber Security Key Risk Indicators.
12. Granting several approvals, including updates to Security Risk Indicators, updates to the Cybersecurity Framework, and updates to the Cybersecurity Roadmap.
13. Presentation of information on internal and external cyber incidents, including lessons learned and preventive actions taken.
14. Presentation of information on monitoring conducted by the Security Operation Center (SOC), Threat Map Dashboard, vulnerability scanning results, cyber security drill results, and the Cybersecurity Maturity Level.
15. Presentation of implementation results of operational risk tools, including Non-Financial Risk (NFR) appetite, key highlights of operational risk events, operational risk loss amounts including fraud, recovery from operational risk events, Key Risk Indicators (KRI) for operational risk, customer complaints, Top & Emerging Risks related to NFR, results of Key-Control Self-Assessment (KCSA), business continuity management (BCM) programs and initiatives, Internal Control & Risk Maturity Self-Assessment (MSA) results, and mandatory e-learning implementation results.
16. Presentation of the results of the review of the Operational Risk Management Policy and Procedures.
17. Approval of the establishment of a new Non-Financial Risk Management Procedure.
18. Presentation of the implementation results of the four pillars of the Anti-Fraud Strategy, including training, socialization and anti-fraud awareness campaigns, reporting mechanisms for fraud indications or incidents, investigations of fraud/staff misconduct cases, imposition of sanctions on fraud perpetrators or parties involved, and review of the implementation results of the Anti-Fraud Strategy.
19. Presentation of the results of the review of the Anti-Fraud Strategy Policy and Procedures, the Fraud Committee charter, and the significant fraud threshold.
20. Presentation of the implementation results of Anti-Fraud Strategy initiatives related to continuous Know Your Employee practices.

Meeting Frequency and Attendance

Throughout 2025, the Risk Management Committee held 11 (eleven) meetings, with the details of attendance of its members as follows:

Name	Position	Number of Meeting	Attendance	Percentage
Chairman				
Sendiaty Sondy	Head of Risk Management	11	11	100%
Permanent Voting Members				
Henoch Munandar	President Director	11	10	91%
Kaoru Furuya[1)]	Deputy President Director 1	3	3	100%
Jun Saito[2)]		8	8	100%
Darmadi Sutanto[3)]	Deputy President Director 2	3	3	100%
Michellina Laksmi Triwardhany[4)]		8	6	75%
Dini Herdini	Compliance & Legal Director	11	10	91%
Atsushi Hino	Corporate Banking (Japanese) Director	11	9	82%
Keishi Kobata[5)]	Treasury Director	3	3	100%
Yuki Terayama[6)]		8	8	100%
Merisa Darwis	Operations & Technology Director	11	9	82%
Hanna Tantani	Finance & Planning Director	11	11	100%
Jeffrey Cheanandro Tjoeng	Head of Business Banking	11	9	82%
Jeny Mustopha[7)]	Head of Information Technology	7	7	100%
Purnomo B. Soetadi	Head of Retail Lending Business	11	9	82%
Helena	Head of Wealth Management Business and Network & Distribution Head	11	9	82%

Committees Under The Board of Directors

Name	Position	Number of Meeting	Attendance	Percentage
Irwan Sutjipto Tisnabudi	Head of Digital Banking	11	9	82%
Mira Fitria	Head of Human Resources	11	9	82%
Ir Nathan Christianto	Head of Wholesale, Commercial & Transaction Banking	11	10	91%
Wiwig Wahyu Santoso	Head of Treasury	11	11	100%
Permanent Non-Voting Members				
Anke Subandy	Head of Internal Audit	11	8	73%
Wahyu Nugroho	Risk Management Executive Officer (Secretary)	11	11	100%

Effective ate
1) Effective until 22 April 2025
2) Effective since 23 May 2025
3) Effective until 22 April 2025
4) Effective since 26 June 2025
5) Effective until 22 April 2025
6) Effective since 27 May 2025
7) Effective until 4 August 2025

Competency Development

Competency development of the Board of Directors-level committee members is presented in the competency development of the Board of Directors section.

NON-FINANCIAL RISK MANAGEMENT COMMITTEE

Structure and Membership

The membership of the committee is ex officio (by position) which consists of:

Chairman: Head of Risk Management

Members:

- Permanent Voting Members:
  1. President Director
  2. Deputy President Directors
  3. Compliance Director
  4. Corporate Banking (Japanese) Director
  5. Treasury Director
  6. Operations & Technology Director
  7. Finance & Planning Director
  8. Head of Business Banking
  9. Head of Retail Lending Business
  10. Head of Wealth Management Business and Network & Distribution
  11. Head of Digital Banking
  12. Head of Human Resources
  13. Head of Wholesale, Commercial & Transaction Banking
  14. Head of Treasury
- Permanent Non-Voting Members:
  1. Head of Internal Audit
  2. Operational Risk Management Head
  3. Anti Financial Crime Head
  4. Cyber Security Risk Management Head
  5. Anti Money Laundering & CFT Head
  6. General Counsel/Legal & Litigation Head
  7. Communications & Daya Head
  8. Compliance Head
  9. Corporate Secretary Head
  10. Human Resource Technology & Services Head
  11. Finance Risk, Control & Governance Head
  12. Customer Contact Center Head
  13. IT Strategic Planning & Data Management Head
  14. Operations Development Head
  15. Retail Banking Strategy & Planning Head

Secretary:
Operational Risk Management Head

Meeting Procedures

The guidelines for the conduct of meetings of the Non-Financial Risk Management Committee are as follows:

1. Committee Meeting shall be held at least 6 (six) times in a year in accordance with the scope of meeting agenda as determined in the non-financial risk management committee procedure. Whenever required, Committee meeting may be held at any time upon the request of Permanent Voting Members.
2. Committee meeting shall be chaired by the Chairman. In case the Chairman is unable to attend, the meeting shall be chaired by Operational Risk Management Head.

3. Whenever deemed necessary, the Committee may invite other parties than the Committee Members to attend a meeting.
4. Voting rights shall only be owned by Permanent Voting Members.
5. The attendance of Permanent Non-Voting Members shall not be calculating in the quorum of attendance.
6. Meeting may only be held if attended and/or represented by more than 50% of the total Permanent Voting Members.
7. Meeting decisions shall be made based on deliberation to reach a consensus. In the event that decisions based on deliberation to reach a consensus cannot be reached, decisions must be made based on the approval of more than 50% of the total Committee members having voting rights present in the meeting.
8. In the event of a conflict of interest, decision-making shall be performed in accordance with the provisions on conflict of interest provided for in the Corporate Policy.
9. Dissenting opinions existing in a committee meeting must be clearly set forth in Minutes of Meeting along with the reasons thereof. Head of Risk Management has discretion to escalate any matter related to any dissenting view to Risk Management Committee or Risk Monitoring Committee for recommendation.
10. The Non-Financial Risk Management Committee presentation material is prepared by the ORM (Operational Risk Management) Division, including consolidating presentation materials from permanent non-voting members. Materials from permanent non-voting members will be presented by each Division Head or their representatives.
11. The results of the committee meeting must be stated in the Meeting Minutes and properly documented.
12. Minutes of Meeting are prepared by Operational Risk Management Head and approved by Head of Risk Management. In case the chairman is unable to attend, Operational Risk Management Head will chair the meeting, Minutes of Meeting will be prepared by Operational Risk Governance, Subsidiary & Development Head and approved by Operational Risk Management Head.
13. Copy of the approved meeting minutes will be distributed to all Permanent Members of the Committee, meeting participants, and related work functions for follow-up.
14. The Committee may make valid decisions without convening a meeting through the Committee circular media approved by the entire Permanent Voting Members. This process may be implemented insofar as the proposal filed has been conveyed in the relevant circular letter to all Permanent Voting Members.
15. Based on schedule from Corporate Secretary, ORM Division is responsible for distribute the meeting invitation to relevant participants

Duties and Authorities

The Non-Financial Risk Management Committee has the following duties and authorities, among others:

1. Approve and periodically review the strategy, framework, work tools and policies related to non-financial risk management which covers Operational Risk Management including Conduct Risk Management, Cyber Risk Management and Information Security, Compliance Risk Management including AMLCFT, Legal Risk Management, Reputation Risk Management, Internal Control Over Financial Information and/or Financial Report, Data Governance & Management.
2. Ensure the implementation of monitoring by determining the Non-Financial Risk (NFR) Appetite and risk limits for key risk indicator related to non-financial risk management to ensure that it always remains within the predetermined risk limits.
3. Make decisions regarding the methods to be applied in identifying, measuring/assessing, monitoring and controlling/mitigating non-financial risk management.
4. Provide recommendations and monitor follow-up actions for resolving non-financial risk events and/or resolving non-financial risk issues that may impact the Bank's business or operational activities.
5. Conduct evaluations and provide direction for improvements to the implementation of non-financial risk management.
6. Developing organizational culture aware of the non-financial risk and foster commitment in managing non-financial risk

Statement of Committee Independence

All committee members are capable of carrying out their duties and functions independently for the Bank's interests, without being influenced by any party.

Committees Under The Board of Directors

Implementation of Duties in 2025

Area	Implementation of Duties in 2025
Operational Risk Management	1. Implementation of ORM tools, including Non-Financial Risk (NFR) appetite, key highlights of operational risk events, operational risk loss amounts including fraud, recovery of operational risk events, Key Risk Indicators (KRI) for operational risk, customer complaints, Top & Emerging Risks related to NFR, Key-Control Self-Assessment (KCSA) results, business continuity management (BCM) programs and initiatives, Internal Control & Risk Maturity Self-Assessment (MSA) results, and mandatory e-learning implementation results. 2. Implementation of new initiatives, including the establishment of: • Data Governance & Data Management Policy • Funding Products & Services Procedures 3. Update of Capital Protected Funds with TCI as the underlying. 4. Performance evaluation review of the Non-Financial Risk Management Committee.
Fraud Risk Management	1. Implementation of the four pillars of the Anti-Fraud Strategy, including training, socialization and Anti-Fraud awareness campaigns, reporting mechanisms for fraud indications or incidents, investigations of fraud/staff misconduct cases, imposition of sanctions on fraud perpetrators or involved parties, mandatory e-learning implementation, and review of the Anti-Fraud Strategy implementation results. 2. Review of the Anti-Fraud Strategy Policy and Procedures and evaluation of the Fraud Committee's performance. 3. Implementation of Anti-Fraud Strategy initiatives, including: • Continuous Know Your Employee process and sanction proposals; • Establishment of Anti-Financial Crime; • Review of significant fraud thresholds and alignment of subsidiary governance and framework.
Conduct Risk Management	1. RCCI (Risk, Compliance and Conduct Incidents) reporting. 2. Implementation of conduct events.
Cyber and Information Security Risk Management	1. Cyber Security Key Risk Indicators. 2. SMBCI Threat Map Dashboard & Cyber Incident Reports. 3. Cyber & Information Security Awareness Training and e-learning updates.
Compliance Risk Management	1. Compliance Risk Appetite. 2. Reports on regulatory sanctions.
AML & CFT	Monitoring and reporting of AML & CFT issues.
Legal Risk Management	Litigation case reports.
Reputational Risk Management	Customer complaint reports.
Internal Control over Financial Information and/or Financial Reporting	1. Reports on the implementation of Internal Control over Financial Reporting (ICoFR). 2. Reports on General Ledger (GL) governance handling.
Data Governance and Data Management	1. Data Governance. 2. Data Management. 3. Data Quality. 4. Data Analytics. 5. Data Security.

Meeting Frequency and Attendance

Throughout 2025, the non-financial risk management committee held 6 (six) meetings, the details of attendance of its members are as follows:

Name	Position	Number of Meeting	Attendance	Percentage
Chairman				
Sendiaty Sondy	Head of Risk Management	6	6	100%
Permanent Voting Members				
Henoch Munandar	President Director	6	6	100%
Jun Saito	Deputy President Director 1	6	6	100%
Michellina Laksmi Triwardhany	Deputy President Director 2	6	4	66.7%
Dini Herdini	Compliance & Legal Director	6	5	83.3%
Atsushi Hino	Corporate Banking (Japanese) Director	6	6	100%

Name	Position	Number of Meeting	Attendance	Percentage
Yuki Terayama	Treasury Director	6	6	100%
Merisa Darwis	Operations & Technology Director	6	6	100%
Hanna Tantani	Financial & Planning Director	6	6	100%
Jeffrey Cheanandro Tjoeng	Head of Business Banking	6	5	83.3%
Purnomo B. Soetadi	Head of Retail Lending Business	6	4	66.7%
Helena	Head of Wealth Management Business and Network & Distribution	6	5	83.3%
Irwan Sutjipto Tisnabudi	Head of Digital Banking	6	4	66.7%
Mira Fitria	Head of Human Resources	6	4	66.7%
Ir Nathan Christianto	Head of Wholesale, Commercial & Transaction Banking	6	6	100%
Wiwig Wahyu Santoso	Head of Treasury	6	6	100%
Permanent Non-Voting Members				
Anke Subandy	Head of Internal Audit	6	6	100%
Heru Rustanto	(Act.) Operational Risk Management Head	6	6	100%
Heru Rustanto	Anti Financial Crime Head	6	6	100%
Buyung Bachtiar	Cyber Security Risk Management Head	6	6	100%
Hari Yuliastuti	Anti Money Laundering & CFT Head	6	6	100%
Argo Wibowo	General Counsel/Legal & Litigation Head	6	6	100%
Andrie Darusman	Communications & Daya Head	6	6	100%
Butet Sondang Sitepu	Compliance Head	6	6	100%
Eneng Andriani	Corporate Secretary Head	6	6	100%
Paskalius	Human Resource Technology & Services Head	6	6	100%
Lia Asoka	Finance Risk, Control & Governance Head	6	6	100%
Bambang Joko Susilo	Customer Contact Center Head	6	6	100%
Jufri Fan	IT Strategic Planning & Data Management Head	3	3	100%
Radhar Hasti Handayani	Operations Development Head	3	3	100%
Erliana Tandoko	Retail Banking Strategy & Planning Head	3	3	100%

Competency Development

Competency development of the Board of Directors-level committee members is presented in the Board of Directors competency development section.

INFORMATION TECHNOLOGY STEERING COMMITTEE

Structure and Membership

Chairman: Operations and Technology Director

Members:

- Permanent Voting Members:
  1. President Director/Chief Executive Officer
  2. Deputy President Director/Chief Strategy Officer & Head of Corporate Business Unit
  3. Deputy President Director/Head of Retail Business Unit
  4. Compliance Director/Chief Compliance officer
  5. Head of Risk Management/Chief Risk Officer
- Permanent Non-Voting Members:
  1. Corporate Banking (Japanese) Director
  2. Treasury Director/Head of Global Markets Business Unit
  3. Finance & Planning Director/Chief Financial Officer
  4. Head of Business Banking
  5. Head of Retail Lending Business
  6. Head of Wealth Management Business and Network & Distribution
  7. Head of Digital Banking/Chief of Digital Innovation Officer
  8. Head of Wholesale, Commercial and Transaction Banking
  9. Head of Human Resources
  10. Head of Internal Audit/Chief Audit Executive
  11. Head of IT Governance Management
  12. Information Technology Executive Officer (Secretary)

Committees Under The Board of Directors

Working Guidelines

The working guidelines established by the Bank are as follows:

1. A meeting of the IT Steering Committee meeting shall be held at least once in every 3 (three) months in accordance with the determined meeting agenda. Whenever required, a meeting of the IT Steering Committee may be held at any time upon the request of a Permanent Voting Member.
2. A meeting shall be chaired by the Chairman of the Committee. In case the Chairman is unable to attend, the meeting shall be chaired by a Committee member serving as a Director and appointed in the meeting.
3. Committee may invite Non-Permanent Member, consultant, expert, or relevant parties to attend the meeting if necessary.
4. Voting rights shall only be owned by Permanent Voting Members or the proxies thereof present in the meeting.
   The appointment of representatives or substitutes for Permanent Voting Members to present at the meeting is carried out through a delegation of authority document in the form of a power of attorney or letter of assignment or email or other written media that can be proven.
5. A meeting may only be held if attended and/or represented by more than 50% of the total Committee members having voting rights, provided that one of them is the Chairman of the Committee.
6. Meeting decisions shall be made based on deliberation to reach a consensus. In the event that decisions based on deliberation to reach a consensus cannot be reached, decisions must be made based on the approval of more than 50% of the total votes validly cast in the relevant meeting, including the Chairman of the Committee.
   If the voting results are a draw between the affirmative and negative votes, the Chairman of the Committee can determine the final decision to be taken by the Committee.
7. In the event of a conflict of interest, decision-making shall be performed in accordance with the provisions on conflict of interest provided for in the Corporate Policy.
8. Dissenting opinions existing in a meeting must be clearly set forth in Minutes of Meeting along with the reasons thereof.
9. Committee meeting results must be set out in Minutes of Meeting and documented properly.
10. More than 50% of the Committee meetings shall be physically attended by more than 70% of the Committee members or may be hold virtually by using teleconference technology which enable all attendance of the meeting hearing each other and participating one or another. The presence of the participants by virtual method will be considered and counted as direct attendance in the Meeting.
11. Whenever deemed necessary, the IT Steering Committee may invite other parties than members including Subsidiaries to attend a meeting.
12. Meeting decisions in the form of Minutes of Meeting shall be signed by the Chairman of the Meeting and the Secretary of the Meeting. Minutes of the Meeting shall subsequently be circulated to the Committee members.
13. The Committee may adopt valid decisions without convening a meeting through the circular media approved by the entire Permanent Voting Members. This process may be implemented insofar as the proposal filed has been conveyed in the relevant circular letter to all Permanent Voting Members..

Duties and Responsibilities

Provide recommendations to the Board of Directors comprising at least related to:

1. The Information Technology (IT) Strategic Plan aligned with the Company's corporate plan and the strategic plan for the Company's Group business activities.
2. The formulation of IT policies and procedures governing IT security and risk management related to the use of IT (including AI) within the Company and the Group Company, as well as other policies and procedures deemed significant.
3. Approving the alignment of the IT development plan (including AI) with the IT strategic plan.
4. Approving and ensuring the alignment of IT projects (including AI) with the IT Strategic Plan, including unplanned project under the Company's Annual plan. This includes obtaining reports and/or recommendations from the IT project committee, particularly for key projects.
5. Alignment between the implementation of IT (including AI) projects and the agreed project charter.

6. Alignment of IT (including AI) with the needs of the management information system that supports the management of the Company's and the Group Company' business activity.
7. Evaluating the effectiveness of risk-minimizing measures for the Company's IT investments (including AI) and ensuring that these investments contribute to achieving the Company's and the Group Company's business objectives.
8. Evaluating the effectiveness of IT costs (including AI) in achieving planned benefits.
9. Monitoring on the IT performance (including AI), and the efforts to improve IT and GenAI performance.
10. The efforts to resolve various IT-related issues (including AI), which cannot be resolved by the user work unit and IT implementation work units effectively, efficiently and in a timely manner.
11. The adequacy and allocation of IT-related resources (including AI) owned by the Company and Group Company.

Statement of Committee Independence

All committee members are capable of carrying out their duties and functions independently for the Bank's interests, without being influenced by any party.

Implementation of Duties in 2025

1. ITSC Q1 2025 - Tuesday, 11 March 2025
2. ITSC Q2 2025 – Tuesday, 17 June 2025
3. ITSC Q3 2025 – Tuesday, 16 September 2025
4. ITSC Q4 2025 – Tuesday, 9 December 2025

Meeting Frequency and Attendance

In 2025, the Information Governance Steering Committee held 4 (four) meetings, with details of attendance as follows::

Name	Position	Number of Meeting	Attendance	Percentage
Henoch Munandar	President Director	4	4	100%
Jun Saito****	Deputy President Director	3	3	100%
Michellina Laksmi Triwardhany*****	Deputy President Director	2	2	100%
Kaoru Furuya*	Deputy President Director	1	1	100%
Darmadi Sutanto**	Deputy President Director	1	1	100%
Keishi Kobata***	Director	1	1	100%
Atsushi Hino	Director	4	4	100%
Merisa Darwis	Director	4	4	100%
Hanna Tantani	Director	4	4	100%
Yuki Terayama******	Director	2	2	100%
Irwan S. Tisnabudi	Head of Digital Banking	4	4	100%
Helena	Head of Wealth Management Business and Network & Distribution	4	3	75%
Ir. Nathan Christianto	Head of Wholesale, Commercial & Transaction Banking	4	2	50%
Jeffrey C. Tjoeng	Head of Business Banking	4	4	100%
Anke Subandy	Head of Internal Audit	4	4	100%
Jeny Mustopha*******	Head of Information Technology	2	2	100%

* Kaoru Furuya served as Deputy President Director until the closing of the 2025 Annual General Meeting of Shareholders (AGMS).
** Darmadi Sutanto served as Deputy President Director until the closing of the 2025 Annual General Meeting of Shareholders (AGMS).
*** Keishi Kobata served as Director until the closing of the 2025 Annual General Meeting of Shareholders (AGMS).
**** Jun Saito has served as Deputy President Director since 23 May 2025.
***** Michellina Laksmi Triwardhany has served as Deputy President Director since 26 June 2025.
****** Yuki Terayama has served as Director since 27 May 2025.
******* Jeny Mustopha served as Head of Information Technology until 4 August 2025.

Competency Development

Competency development of the Board of Directors-level committee members is presented in the Board of Directors competency development section.

Committees Under The Board of Directors

CREDIT POLICY COMMITTEE

Structure and Membership

Composition of members of the Credit Policy Committee as of December 31, 2025, as follows:

Chairman: President Director

Members:

- Permanent Voting Members:
  1. Deputy President Directors
  2. Director of Corporate Banking (Japanese)
  3. Director of Treasury
  4. Head of Wholesale, Commercial, and Transaction Banking
  5. Head of Retail Lending Business
  6. Head of Digital Banking
  7. Head of Business Banking
  8. Head of Treasury
  9. Head of Risk Management
  10. Director of Compliance & legal

- Permanent Non-Voting Members:
  1. Head of Portfolio Management & Policy Division
  2. Credit Risk Head
  3. Retail Banking Risk Head
  4. Business Banking Credit Risk
  5. Head of Internal Audit Division*)
  6. Head of Compliance Division
  7. Head of Legal and Litigation Division (General Counsel)

*) observer

Work Guidelines

The Credit Policy Committee retains the work guidelines (charter) validated by the Board of Directors, among others, containing the following:

1. Meeting

- Meetings of the Credit Policy Committee are held at least 2 (two) times in one year.
- The meetings are chaired by the Chairman of the Committee. In the event the Chairman is not able to attend, then the meeting is led by a Permanent Voting Member and appointed by the meeting.

2. Quorum

- Meetings of the Credit Policy Committee can only be held if attended by more than 50% of the permanent voting members, including the committee chairman
- In the event a committee member cannot attend the meeting, then the attendance of the concerned member may be replaced with the representative.

3. Decision-Making

Decision-making in the Credit Policy Committee is carried out based on deliberation and consensus. In the event deliberation and consensus are not reached, decision-making is based on unanimous votes, namely affirmative votes of more than 50% of the total Permanent Voting Members present at the Meeting, including the affirmative vote of the Committee Chairman.

In the event that the voting results are tied between affirmative and dissenting votes, the Chairman of the Committee shall determine the final decision to be adopted by the Committee.

4. Decision-Making Without Holding Formal Meeting

The Credit Policy Committee make valid decisions without having to hold formal committee meetings (Committee Circular Decisions), with the condition that all Permanent Voting Members approve the decisions in writing.

Duties and Responsibilities

The Credit Policy Committee carries out the following duties and responsibilities:

1. Provides input to the Board of Directors in the formulation of the Bank's Credit Policy (including matters related to the formulation of prudential principles in lending or financing), conducts periodic reviews of the Credit Policy, and provides recommendations to the Board of Directors where amendments or enhancements to the Credit Policy are deemed necessary.
2. Oversees the implementation and execution of the Bank's Credit Policy to ensure that it is carried out consistently and effectively, and formulates solutions in the event of obstacles or constraints in its implementation.
3. Monitors and evaluates:
   a. The development and analysis of the overall quality of the loan or financing portfolio in relation to the Credit Policy, conducted through periodic Risk Management Committee meetings, of which members of the Credit Policy Committee are also members.
   b. The proper exercise of authority in approving loans or financing.

c. The appropriateness of the loan or financing approval process, development, and quality of loans or financing granted to related parties and certain large debtors.
d. Compliance with the Legal Lending Limit (LLL) requirements.
e. Adherence to prevailing laws and regulations and other applicable provisions in the implementation of loan or financing approvals.
f. The resolution of non-performing loans or financing in accordance with the Bank's Credit Policy; and
g. The Bank's efforts to maintain adequate loan or financing loss provisions.

4. Submits periodic written reports to the Board of Directors, with copies to the Board of Commissioners, regarding:
   a. The results of oversight on the implementation and execution of the Bank's Credit Policy.
   b. The results of monitoring and evaluation as referred to above, including but not limited to:
      1) A summary of oversight results on the implementation and execution of the Credit Policy, including the exercise of lending authority, the granting of facilities to related parties, compliance with LLL requirements, and regulatory compliance.
      2) The results of monitoring/review and evaluation of the quality and condition of the loan portfolio as reported in the Risk Management Committee meetings; and
      3) Recommendations for policy improvements, where necessary.
5. Reviews the Credit Policy to ensure alignment with internal policies and prevailing laws and regulations.

Statement of Committee Independence

All committee members are capable of carrying out their duties and functions independently for the Bank's interests, without being influenced by any party.

Implementation of Duties in 2025

The Credit Policy Committee held a meeting in the first semester on 17 June 2025, and in the second semester on 9 December 2025. Details of the implementation of duties carried out, among others, are:

1. Provides information and input to the Board of Directors in the formulation of the Bank's Credit Policy and conducts periodic reviews of the Credit Policy through the presentation of materials related to the Credit Document Hierarchy and updates to the Credit Policy.
2. Oversees the implementation and execution of the Bank's Credit Policy through the presentation of materials related to the implementation of the Credit Approval Authority Limits (BWMK) and the management of the Legal Lending Limit (LLL/BMPK), including reporting on Related Parties.
3. Evaluates and analyzes the quality of the loan portfolio through the presentation of Credit Portfolio materials.

Meeting Frequency and Attendance

The Credit Policy Committee Meeting was held 2 (two) times in 2025, namely on 17 June 2025, and 9 December 2025, with the following frequency of attendance:

Name	Position	Number of Meeting	Attendance	Percentage
Chairman				
Henoch Munandar	President Director	2	2	100%
Permanent Voting Members				
Jun Saito	Deputy President Director	2	2	100%
Michellina Laksmi Triwardhany	Deputy President Director	2	2	100%
Atsushi Hino	Director of Corporate Banking (Japanese)	2	2	100%
Yuki Terayama	Director of Treasury	2	2	100%
Ir Nathan Christianto	Head of Wholesale, Commercial & Transaction Banking	2	1	50%
Purnomo B. Soetadi	Head of Retail Lending Business	2	1	50%
Irwan Sutjipto Trisnabudi	Head of Digital Banking	2	2	100%
Jeffrey C. Tjoeng	Head of Business Banking	2	2	100%
Wiwig Santoso	Head of Treasury	2	2	100%
Sendiaty Sondy	Head of Risk Management	2	1	50%

Committees Under The Board of Directors

Name	Position	Number of Meeting	Attendance	Percentage
Dini Herdini	Director of Compliance and Legal	2	2	100%
Permanent Non-Voting Members				
Wahyu Nugroho	Portfolio Management & Policy Head	2	2	100%
Tasuku Tanaka	Credit Risk Head	2	0*)	0%*)
Adil Pamungkas/Adhitya Bayu W.	Retail Banking Risk Head	2	0*)	0%*)
Ririn Rianti	Business Banking Credit Risk Head	2	0*)	0%*)
Anke Subandy	Head of Internal Audit (Observer)	2	2	100%
Butet Sondang Sitepu	Compliance Head	2	0*)	0%*)
Argo Wibowo	General Counsel	2	0*)	0%*)

*) Note:
Members of the Credit Policy Committee approved the Minutes of the Credit Policy Committee meeting through a circular resolution.

Competency Development

Competency development of the Board of Directors-level committee members is presented in the Board of Directors competency development section.

INFORMATION GOVERNANCE STEERING COMMITTEE

Structure and Membership

Chairman: Head of Risk Management

Members:

- Permanent Votting Members:
  1. Compliance Director
  2. Operations & Technology Director
  3. Finance & Planning Director
  4. Head of Information Technology

- Permanent non-votting members:
  1. Head of Internal Audit
  2. IT Strategic Planning & Data Management (Secretary)

(Standing Invitee)

1. Corporate Banking (Japanese) Director
2. Treasury Director
3. Head of Treasury
4. Head of Business Banking
5. Head of Wholesale, Commercial and Transaction Banking
6. Head of Retail Lending Business
7. Head of Wealth Management Business and Network & Distribution
8. Head of Digital Banking
9. Retail Banking Analytics, Planning & Process Excellence Head

Duties & Authorities

Provide recommendations to the Board of Directors comprising at least as follows:

1. Formulation of main data and information governance policies and procedures such as data quality and risk management policies related to Bank data and information, include the standards intended to be achieved (target-state).
2. Planning and stipulation of the scale of priorities of projects required to apply the stipulated policies and procedures as well as to achieve the determined standards.
3. Conformity of the projects approved to the information governance plan, the data and information governance policies and procedures, as well as the target-state objective.
4. Conformity of the implementation of the data and information governance projects as well as the data analytics to the agreed project charter.
5. Conformity of the information governance to the Bank Strategic Plan for supporting the Bank business activity management.
6. Monitoring on the Bank data and information governance condition as well as the improvement efforts thereof, for example by detecting data quality issue and personal data protection and measuring the effectiveness and efficiency of the use of data and information assets.
7. The efforts of settlement of various data and information-related issues, which cannot be settled and escalated by the data and information governance forum.
8. The establishment of data and information driven organization culture

Statement of Committee Independence

All committee members are capable of carrying out their duties and functions independently for the Bank's interests, without being influenced by any party.

Working Guidelines

The working guidelines established by the Bank are as follows:

1. A meeting of the Information Governance Steering Committee shall be held at least 4 (four) times in a year with the determined meeting agenda. Whenever required, a Committee meeting may be held at any time upon the request of a Permanent Voting Member;
2. A meeting shall be chaired by the Chairman of the Committee. In case the Chairman is unable to attend, the meeting shall be chaired by a Committee member serving as a Director and appointed in the meeting;
3. Voting rights shall only be owned by Permanent Voting Members or the proxies thereof present in the meeting.
4. A meeting may only be held if attended and/or represented by more than ½ (one-half) of the total Committee members having voting rights provided that one of them is the Chairman of the Committee and/or the Director of Compliance.
5. Committee meeting decisions must be made based on deliberation to reach a consensus. In the event that decisions based on deliberation to reach a consensus cannot be reached, decisions must be made by voting based on the approval of more than ½ (one-half) of the total votes validly cast in the meeting, including the Chairman of the Committee and/or the Director of Compliance.
6. In the event of a conflict of interest, decision-making shall be performed in accordance with the provisions on conflict of interest provided for in the Corporate Policy.
7. Dissenting opinions existing in a Committee meeting must be clearly set forth in Minutes of Meeting along with the reasons thereof.
8. Committee meeting results must be set out in Minutes of Meeting and documented properly.
9. Whenever deemed necessary, the Committee may invite other parties than members including Subsidiaries to attend a meeting.
10. Meeting decisions in the form of Minutes of Meeting shall be signed by the Chairman of the Meeting and the Secretary of the Meeting. The Minutes of the Meeting shall subsequently be circulated to the Committee members.
11. The Committee may make valid decisions without convening a meeting through the Committee circular media approved by the entire Permanent Voting Members. This process may be implemented insofar as the proposal filed has been conveyed in the relevant circular letter to all Permanent Voting Members.

At the meeting held on 15 April 2025, it was resolved that the functions of the Information Governance Steering Committee would thereafter be merged with those of the Non-Financial Risk Management Committee. This resolution was formalized through the Circular Resolution of the Board of Directors in Lieu of a Resolution Adopted at a Meeting of the Board of Directors of PT Bank SMBC Indonesia Tbk, No. PS/BOD/025/IX/2025.

Implementation of Duties in 2025

In 2025, the Information Governance Steering Committee held one meeting, with the following details:

Name	Position	Number of Meeting	Attendance	Percentage
Sendiaty Sondy	Head of Risk Management	1	1	100%
Jeny Mustopha	Head of Information Technology	1	1	100%
Dini Herdini	Director of Compliance	1	0	0%
Hanna Tantani	Director of Finance & Planning	1	1	100%
Merisa Darwis	Director of Operational & Technology	1	1	100%
Anke Subandy	Head of Internal Audit	1	1	100%
Jufri Fan	Secretary	1	1	100%
Erliana Tandoko	Standing Invitee	1	0	0%
Helena	Head of Wealth Management Business and Network & Distribution	1	1	100%
Keishi Kobata	Director of Tresury	1	1	100%
Atsushi Hino	Director of Corporate Banking (Japanese)	1	1	100%
Irwan Sutjipto Tisnabudi	Head of Digital Banking	1	1	100%
Jeffrey Tjoeng	Head of Business Banking	1	1	100%
Nathan Christianto	Head of Wholesale, Commercial and Transaction Banking	1	0	0%
Purnomo B. Soetadi	Head of Retail Lending Business	1	0	0%
Wiwig Santoso	Head of Treasury	1	1	100%

Committees Under The Board of Directors

Competency Development
Competency development of the Board of Directors-level committee members is presented in the Board of Directors competency development section.

CREDIT COMMITTEE

Structure and Membership
The composition of the Credit Committee as of 31 December 2025, is as follows:

Chairman: President Director

Members:
1. Deputy President Director
2. Business Director/Head of Business
3. Credit Risk Head
4. Corporate/Commercial Banking Credit Risk Head
5. Division or Department Head of Business
6. Head of Risk Management (Observer)

Work Guidelines and Procedures (Charter)
The Credit Committee has the work guidelines (charter) validated by the Board of Directors, among others, containing the following:

1. Meetings
- The Credit Committee convenes meetings at any time as required by the Committee.
- Credit Committee meetings are held to produce a recommendation or opinion to the President Director or Deputy President Director, who will render the final decision to approve the credit, including the conditions and instructions related to the Credit Approval.
- In the Credit Committee's recommendation or opinion, the relevant Business Director/Business Head shall co-sign the recommendation/opinion sheet together with the other Committee members.

2. Quorum
- Credit Committee meetings may be convened if attended by at least 51% of the mandatory meeting participants, including at least 1(one) representative from the Credit Risk Division, specifically for the Wholesale Banking, Corporate Banking Japanese, and Commercial Banking segments. The attendance of observers shall not be counted toward the meeting quorum.
- Committee members who are not designated as mandatory meeting participants may attend the meeting; however, their attendance shall not be counted toward the quorum and their votes shall not be counted in the decision-making process.

3. Decision-Making
- Decisions at Credit Committee meetings shall be adopted by majority vote, namely affirmative votes of at least 51% (fifty-one percent) of the total members present at the meeting, including the vote of the President Director or Deputy President Director.
- The vote of the Head of Risk Management, acting as an observer, shall not be counted in the Committee's decision-making process; however, all Committee's Meeting Resolution decisions must be acknowledged by the Head of Risk Management.
- In the event that the voting results in an equal number of affirmative and dissenting votes, the Chairman of the Committee shall determine the final decision to be adopted by the Committee.
- The Credit Committee may adopt valid resolutions without convening a formal Committee meeting in the form of a "Committee Circular Resolution," provided that all relevant Committee members cast their votes in writing and sign the Committee's Circular Resolution.
- The Credit Committee may also adopt decisions through approval via the Global Business Re-engineering (GBR) system. Such decisions shall be deemed equivalent to a Committee Circular Resolution or a decision adopted at a Committee meeting, provided that all Committee members have granted their approval.
- In such cases, the Head of Risk Management shall sign the Committee Circular Resolution in an acknowledgment capacity or acknowledge the decision through the GBR system.

Duties and Responsibilities
In supporting the Board of Directors in credit management and planning, the Credit Committee has, at a minimum, the following duties:
1. Independently analyses and approves or rejects credit or financing proposals in accordance with the authority limits or types of credit or financing

as determined by the Board of Directors. Decisions must be objective, based on prudent analysis, and free from personal interest.
2. Coordinates with the Asset and Liability Committee (ALCO) on matters relating to the funding aspects of credit or financing.
3. Ensures that business activities are conducted in accordance with the Bank's risk management policy standards and practices.

The responsibilities of the Credit Committee include, at a minimum:
1. Performs its duties, particularly in granting credit or financing approvals, with integrity, objectivity, prudence, and due care, in accordance with its authority.
2. Rejects requests and/or influence from parties with an interest in the credit or financing applicant where such requests are intended to obtain approval on a merely formal or non-substantive basis.

Statement of Committee Independence

All committee members are capable of carrying out their duties and functions independently for the Bank's interests, without being influenced by any party.

Implementation of Duties in 2025

Throughout 2025, credit decisions of the Wholesale Banking, Japanese Corporate Banking, and Commercial Banking Credit Committees were adopted 7 (Seven) times by way of circular resolution and twenty-three 23 (twenty-three) times through formal meetings. The details of attendance are as follows:

Agenda	Mandatory Participants
Credit proposals related to the Wholesale Banking, Japanese Corporate Banking, and Commercial Banking segments	1. President Director or Deputy President Director 1 2. Director of Japanese Corporate Banking or Head of Wholesale Banking, Commercial Banking and Transaction Banking 3. Head of Credit Risk 4. Head of Corporate Banking Credit Risk or Head of Commercial Banking Credit Risk 5. Relevant Division or Department Head of Wholesale, Corporate, and Commercial Banking 6. Head of Risk Management (Observer) Note: The meeting is chaired by the Chairman of the Committee (President Director). In the absence of the Chairman, the Deputy President Director 1 shall act as Chairman of the Committee.

Meeting Frequency and Attendance

In 2025, the Credit Committee for the Wholesale Banking, Japanese Corporate Banking, and Commercial Banking segments convened 23 (twenty-three) meetings, with attendance details as follows:

Name	Position	Number of Meeting	Attendance	Percentage
Henoch Munandar	President Director	23	7	30%
Jun Saito	Deputy President Director	23	10	43%
Nathan Christianto	Head of Wholesale, Commercial and Transaction Banking	23	20	87%
Atsushi Hino	Director of Corporate Banking (Japanese)	23	3	13%
Tasuku Tanaka	Head of Credit Risk	23	23	100%
Jenny Susanto	Head of Corporate Banking Credit Risk	23	17	74%
Eddy Satria Nugraha Sembiring	Head of Commercial Banking Credit Risk	23	5	22%
Moses Supardi	Head of Wholesale Banking	23	17	74%
Warni Chai	Head of Commercial Banking	23	3	13%
Kohei Suwa	Head of Japanese Corporate Banking 2	23	1	4%
Karinda Rachmana	Head of Japanese Corporate Banking 3	23	0	0%
Naoki Takeshita	Head of Japanese Corporate Banking 4	23	1	4%
Hideaki Asatsu	Head of Japanese Corporate Banking 5	23	1	4%
Hilman Gumay	Head of Japanese Corporate Banking 6	23	0	0%
Sendiaty Sondy [1)]	Head of Risk Management	23	5	22%

1) Observer (No voting rights)

Committees Under The Board of Directors

Competency Development
Competency development of the Board of Directors level committee members is presented in the Board of Directors competency development section.

HUMAN RESOURCE COMMITTEE

Structure and Membership

Chairman: President Director

Members:
1. Deputy President Directors
2. Director of Finance & Planning
3. Director of Operations & Technology

Secretary: Head of Human Resources

Work Guidelines and Procedures (Charter)
In implementing its duties, the Committee refers to the following provisions:
1. Committee meeting decisions are taken based on deliberation and consensus. If deliberation and consensus are not reached, then decisions are taken by voting based on affirmative votes at least 51% of the total valid votes present in the Meeting, including the Committee Chairman.
2. In the event of a conflict of interest, then decision-making is carried out in accordance with the provision regulated in the Company policies and procedures.
3. Dissenting opinions that occur in the Committee Meetings are required to be clearly denoted in the Minutes of the Meeting and the reasons behind the dissenting opinions.

Duties and Authorities
Details of duties and authorities of the Committee are as follows:
1. Evaluates policies, strategies, and objectives in the Human Resources field and subsequently provides recommendations to the Board of Directors for approval. The policies referred to herein primarily concern those of a strategic nature.
2. Evaluates the implementation of Human Resources remuneration programs and subsequently provides recommendations to the Board of Directors for approval.
3. Approves deviations from applicable Company procedures or regulations in the Human Resources field that exceed the authority of the Division Head and/or the supervising Director and/or those whose scope of duties covers Human Resources, with due regard to the Company's policy hierarchy.

Statement of Committee Independence
All committee members are capable of carrying out their duties and functions independently for the Bank's interests, without being influenced by any party.

Implementation of Duties in 2025

Date	Agenda
24 January 2025	1. 2025 Collective Leave Proposal 2. 2025 Executive Promotion Nomination
6 February 2025	1. 2025 Salary Adjustment Scheme 2. 2024 Performance Bonus Budget
11 February 2025	2024 Bonus Budget Distribution
10 March 2025	1. 2025 Executive Promotion Results 2. Results of 2024/2025 Compensation Review Distribution 3. Proposed 2025/2026 Wage Structure Scale
16 July 2025	2025 Mid-Year Executive Promotion Nomination
11 August 2025	1. 2025 Mid-Year Executive Promotion Results 2. 2025 Mid-Year Distribution Results
15 December 2025	2026 Executive Promotion Nomination

Meeting Frequency and Attendance

In 2025, the Human Resources Committee held 7 (Seven) meetings, with details of attendance as follows:

Name	Position	Number of Meeting	Attendance	Percentage
Henoch Munandar	President Director	7	7	100%
Kaoru Furuya*	Deputy President Director	4	4	100%
Darmadi Sutanto*	Deputy President Director	4	4	100%
Jun Saito	Deputy President Director	3	2	66.7%
Michellina Laksmi Triwardhany	Deputy President Director	3	3	100%
Hanna Tantani	Director of Finance and Planning	7	6	85.7%
Merisa Darwis	Director of Operational & Technology	7	5	71.4%
Mira Fitria	Head of Human Resources	7	7	100%

Note:
* Term of office ended at the close of the 2025 AGMS (22 April 2025).

Competency Development

Competency development of members of the committee is presented in the Board of Directors competency development section.

FRAUD COMMITTEE

Structure and Membership

Chairman: Related Board of Directors or Board of Management or their delegations.

Members:

a. Voting rights:
   1. Anti Financial Crime (AFC) Head
   2. Human Resources Employee & Industrial Relations Head/Strategic Human Resources Management Head

b. No voting rights:
   Human Resources Business Partner (HRBP) Head or HRBP lead as a delegates

Secretary: Anti-Financial Crime (AFC) Head

If the Fraud Perpetrator and/or related parties are Directors, or Commissioners and/or Executive Officers, then the implementation of the Fraud Committee must be led by 2 (two) members of the Board of Directors/ Board of Management (Deputy President Director or Head of Risk Management or Compliance Director), or other parties who do not have a conflict of interest, such as members of the Audit Committee.

Work Guidelines and Procedures (Charter)

Guidelines for the Fraud Committee meeting implementation are as follows:

1. The implementation procedures may be carried out face-to-face or through memo circulation.
2. Must be attended by the Chairman of the Committee and all Members of the Fraud Committee. If the Chairman of the Committee and/ or Members of the Fraud Committee are unable to attend (whose absence does not require any proof), then the Head of the Fraud Committee, who has rights and is authorized to represent the Chairman is the party appointed by the Committee Chairman as his delegate, and at minimum is the head of the related division, and for Members of the Fraud Committee, the delegation is at least one level below the staff.
3. In certain cases, Fraud Committee meetings can be held at any time if deemed necessary by the Head of the Fraud Committee or more than one Fraud Committee Member or at the request of a Director/ Board of Management.
4. The Fraud Committee may invite the concerned Head of the Work Unit (PUK) and/or other parties who are not members of the committee to attend the meeting. However, the PUK and/or other parties in the committee meeting do not have voting rights as they only function to provide suggestions, considerations, and input.
5. The Fraud Committee meeting is legal and has the right to make decisions if the meeting is attended and/or represented by more than ½ (one-half) of the total number of Committee Members (including the Committee Chairman) who have voting rights. Fraud Committee meetings can be conducted through teleconference, video conference, or other electronic media facility that allows all participants to see and/hear each other and participate directly in the meeting according to the agreement of the Fraud Committee members.
6. Decisions of committee meetings must be taken based on deliberation to reach a consensus. If there is no agreement on sanctions, they will be

Committees Under The Board of Directors

escalated to the Head of Risk Management and the Compliance Director. If after escalation there is still no agreement regarding sanctions/no decision has been made, then it will be escalated to the Risk Management Committee (RMC). At the last level, if there is still no agreement regarding sanctions/no decision has been made, then it will be escalated to the Board of Directors, and if necessary, a request for feedback from the commissioners may be done with consideration of the input from the Risk Monitoring Committee (RMONC).

7. All decisions that are legally decided at the meeting are collegial in nature. If there is a dissenting opinion then it must be stated/recorded in the Minutes of Committee Meetings (including its' reason).
8. Meetings of the Fraud Committee on Fraud cases where the perpetrator moved to another Line of Business (LoB)/Support Function (SF), then the Fraud Committee is held jointly between the Line of Business (Lob)/Support Function (SF) at the time of the Fraud. In this case, the Head of the Fraud Committee is the Board of Directors/Board of Management responsible for the Directorate of the perpetrator.

Duties and Responsibilities

Duties of the Fraud Committee

Following up on investigative reports related to fraud incidents in each unit concerned, determining sanctions for employees (including vendor employees) who are directly or indirectly involved in fraud incidents, and deciding on fraud incidents to determine appropriate legal steps to take at a later time.

Authorities of the Fraud Committee

1. Appealing, inquiring for clarification, and requesting reports from various parties (employees and/or other work units) whom, according to the Fraud Committee's considerations, are believed to be directly or indirectly related to the fraud case.
2. Determining the imposition of the types of sanction on employee(s) (including vendor employees) who are directly or indirectly involved in the fraud incidents.
3. Coordinating and collaborating with other work units, as well as in the context of improvement and preventive efforts, the Fraud Committee has the right to provide constructive recommendations for the concerned work units.

Statement of Committee Independence

All committee members are capable of carrying out their duties and functions independently for the Bank's interests, without being influenced by any party.

Implementation of Duties in 2025

Throughout 2025, decisions of the Fraud Committee were made through 41 (forty-one) virtual/offline meeting sessions and 23 (twenty-three) circular resolutions.

Meeting Frequency and Attendance

The following table presents the attendance of Fraud Committee members throughout 2025:

Name	Position	Number of Meeting	Attendance	Percentage
Atsushi Hino	Director of Corporate Banking (Japanese)	2	2	100%
Purnomo B. Soetadi	Head of Retail Lending Business	16	16	100%
Enrico Novian	Pension Business Head RLB (Delegation)	3	3	100%
Adil Pamungkas	Retail Banking Risk Head (Delegation)	26	26	100%
Jeffrey C. Tjoeng	Head of Business Banking	2	2	100%
Helena	Head of Wealth Management Business and Network & Distribution	11	11	100%
Chairul Sani	Sales Distribution WMB & National Distribution Head (Delegation)	1	1	100%
Irradiatie Pierenika	Sales Distribution Pension Business & National Distribution Head (Delegation)	15	15	100%
Heru Rustanto	Anti Financial Crime Head	60	60	100%
Ida Bagus Dwi Kencana	Sales Distribution Head Pension Business (Delegation)	3	3	100%
Syafiar Marsiyanto	Sales Distribution Head Pension Business (Delegation)	4	4	100%

Name	Position	Number of Meeting	Attendance	Percentage
Jimmy SA Hutapea	Employee & Industrial Relations Head	63	63	100%
Rosowarsito Dwihatmoko D.S	Collection & Recovery Head (Delegation)	1	1	100%
Novri Irza Hidayatullah	Business Banking Governance, Process & Support Head (Delegation)	1	1	100%
Christian Adrian	Fraud Risk Management Head (Delegation)	4	4	100%
Sonny Sibuea	HR Employee Industrial Relations (Delegation)	1	1	100%
Jeny Mustopha	IT Advisor (Delegation)	1	1	100%
Ari Purnomo	Micro Business & Joint Finance Head (Delegation)	1	1	100%

Competency Development

Competency development of the Board of Directors level committee members is presented in the Board of Directors competency development section.

SUSTAINABILITY COMMITTEE

Structure and Membership

Chairman: Deputy President Director

Anggota:

1. Compliance Director
2. Finance & Planning Director
3. Operations & Technology Director
4. Corporate Banking (Japanese) Director
5. Treasury Director
6. Head of Risk Management
7. Head of Business Banking
8. Head of Wholesale, Commercial & Transaction Banking
9. Head of Retail Lending Business
10. Head of Wealth Management Business and Network & Distribution
11. Head of Digital Banking
12. Head of Treasury
13. Head of Human Resources
14. Sustainable Business Strategy Head
15. Head of Internal Audit

Secretary: Sustainable Business Strategy

Work Guidelines and Procedures (Charter)

In carrying out its duties and authority, the Sustainability Committee is obligated to always comply with the provisions, applicable laws and regulations and/or internal regulations/regulations of SMBC Indonesia. Meanwhile, the Mechanisms and Working Procedures of the Sustainability Committee are as described in the Sustainability Committee Work Guidelines.

Duties and Responsibilities

Details of duties and responsibilities of the Sustainability Committee are as follows:

1. Developing the strategies, policies, and targets related to sustainable finance in SMBC Indonesia.
2. Monitoring, evaluating, and recommending sustainable finance implementation in SMBC Indonesia.

Statement of Committee Independence

All committee members are capable of carrying out their duties and functions independently for the Bank's interests, without being influenced by any party.

Implementation of Duties during 2025

Throughout its management duties in 2025, the Sustainability Committee provided recommendations and guidance on sustainable finance targets and initiatives in SMBC Indonesia.

Meeting Frequency and Attendance

In 2024, the Sustainability Committee held 3 (three) meetings:

- 11 March 2025
- 15 April 2025
- 18 November 2025

The table below presents the attendance of Sustainability Committee members:

Name	Position	Number of Meeting	Attendance	Percentage
Jun Saito[1]	Deputy President Director	1	1	100%
Dini Herdini	Compliance & Legal Director	3	2	66,67%
Hanna Tantani	Finance & Planning Director	3	3	100%
Merisa Darwis	Operations & Technology Director	3	3	100%

Committees Under The Board of Directors

Name	Position	Number of Meeting	Attendance	Percentage
Atsushi Hino	Corporate Banking (Japanese) Director	3	3	100%
Keishi Kobata[2]	Treasury Director	2	2	100%
Yuki Terayama[3]	Treasury Director	1	1	100%
Sendiaty Sondy	Head of Risk Management	3	3	100%
Jeffrey C. Tjoeng	Head of Business Banking	3	3	100%
Nathan Christianto	Head of Wholesale, Commercial & Transaction Banking	3	3	100%
Purnomo B. Soetadi	Head of Retail Lending Business	3	1	33,33%
Helena	Head of Wealth Management Business and Network & Distribution	3	3	100%
Irwan Sutjipto Tisnabudi	Head of Digital Banking	3	2	66,67%
Wiwig Santoso	Head of Treasury	3	3	100%
Mira Fitria	Head of Human Resources	3	2	66,67%
Yuki Katsuhara[4]	Sustainable Business Startegy Head	1	1	100%
Anke Subandy[5]	Head of Internal Audit	1	1	100%
Vinny Herianti[6]	Sustainable Business Strategy Team Head	1	1	100%
Andrie Darusman[7]	Communications & Daya Head	2	2	100%

Note:
1. Jun Saito (Deputy President Director) has served as a Chairman of the Sustainability Committee since 1 September 2025.
2. Keishi Kobata served as Director until the closing of the 2025 Annual General Meeting of Shareholders (AGMS).
3. Yuki Terayama has served as Director since 27 May 2025 and has served as a member of the Sustainability Committee since 1 September 2025.
4. Yuki Katsuhara has served as a member of the Sustainability Committee since 1 September 2025.
5. Anke Subandy has served as a member of the Sustainability Committee since 1 September 2025.
6. Vinny Herianti has served as a secretary of the Sustainability Committee since 1 September 2025.
7. Andrie Darusman no longer serve as a secretary of the Sustainability Committee effective 1 September 2025.

Competency Development

Competency development of the Board of Directors-level committee members is presented in the Board of Directors competency development section.

INTEGRATED RISK MANAGEMENT COMMITTEE

Structure and Membership

The composition of the Integrated Risk Management Committee as of 31 December 2025, is as follows:

Chairman: Director of FCHC in charge of Risk Management function of PT Bank SMBC Indonesia Tbk

Members:

- Permanent members:
  1. Director of FCHC in charge of the Risk Management function of PT Bank SMBC Indonesia Tbk.
  2. Head of Risk Management of PT Bank SMBC Indonesia Tbk.
  3. Director in charge of Risk Management function, or a duly authorized representative appointed by PT Bank BTPN Syariah Tbk.
  4. Director in charge of Risk Management function, or a duly authorized representative appointed by PT BTPN Syariah Ventura.
  5. Director in charge of Risk Management function, or a duly authorized representative appointed by PT Oto Multiartha.
  6. Director in charge of Risk Management function, or a duly authorized representative appointed by PT Summit Oto Finance.
- Non-Permanent Members:
  Directors and/or Executive Officers in the FCHC and Subsidiaries who are invited depending on with the needs of the Conglomeration.

Duties and Responsibilities

The Committee is responsible for providing recommendations to the Board of Directors of FCHC on matters related to Risk Management, especially in:

1. The establishment and review of the Integrated Risk Management Policy
2. Revision or enhancement of the Integrated Risk Management Policy, including enhancement of risk strategy and risk framework based on the results of evaluation.

Statement of Committee Independence

All committee members are capable of carrying out their duties and functions independently for the Bank's interests, without being influenced by any party.

Work Guidelines and Procedures (Charter)

The Integrated Risk Management Committee has a charter containing, among others:

1. Meeting

- Committee shall hold a meeting at least once every semester or more frequently if necessary.
- The Committee may invite Non-Permanent Members to attend the meeting if necessary.
- The Committee meetings may be held via teleconference or other electronic media that enable all meeting participants to see and hear each other directly and participate in the meeting. Committee member who participates in the meeting through the media and by way of the above mentioned is assumed as present the meeting and included into the quorum calculation of attendance and resolution of the meeting.
- Committee meetings will discuss the Integrated Risk Profile Assessment Report and the Integrated Capital Adequacy Report of the Conglomeration. In addition, the Integrated Risk Management Unit shall gather additional meeting agenda from member of the Conglomeration.
- The results of the Committee meeting must be written in a minutes of meeting, including any dissenting opinions, which has been duly signed by all Permanent Members documented well. The minutes of meeting will be circulated to all Permanent Members for their acknowledgement.

2. Quorum

- The Committee meetings may only be held if attended by at least 51% of the number of Permanent Members and 1 (one) representative from each member of the Conglomeration.
- Non-Permanent Members may attend the meeting. However, his/her presence is not counted as part of the quorum and his/her, votes will not be calculated as part of the decision-making.

3. Decision-Making

- Meeting decision shall be made based on deliberation to reach consensus. In the event that decisions cannot be reached, decisions must be made based on approval of more than 50% of the total votes validly in the relevant meeting, including Chairman of the Committee.
- If the voting result are a draw between affirmative and negative votes, the Chairman of the Committee can be determine the final decision to be taken by the Committee.
- The Committee may take a valid decision without holding a formal Committee meeting in the form of a "Committee's Circular Resolution", provided that all Permanent Committee Members vote in writing and sign the Committee's Circular Resolution. These resolution shall have the same legal binding and validity as resolution taken in the meeting of Committee.

Implementation of Duties during 2025

In 2025, the Integrated Risk Management Committee held its 1 (first) semester meeting on 10 February 2025 and its 2 (second) semester meeting on 8 August 2025.

Committees Under The Board of Directors

Meeting Frequency and Attendance

The following is the attendance detail of the Integrated Risk Management Committee meetings held in 2025:

Name	Position	Number of Meeting	Attendance	Percentage
Chairman				
Henoch Munandar[1]	President Director	-	-	N/A
Sendiaty Sondy[2]	Head of Risk Management	2	2	100%
Permanent Members				
Sendiaty Sondy[3]	Head of Risk Management	-	-	N/A
Heru Rustanto[4]	Acting as Operational Risk Management Head	1	1	100%
Deni Djalil[4]	Market & Liquidity Risk Management Head	1	1	100%
Keisuke Heima[5]	Integrated Risk Management Head	2	2	100%
Wahyu Nugroho[4]	Portfolio Management & Policy Head	1	1	100%
Buyung Bachtiar[6]	Cyber Security Risk Management Head	1	1	100%
Tasuku Tanaka[4]	Credit Risk Head	1	1	100%
Arief Ismail	Director of Compliance - PT Bank BTPN Syariah Tbk	2	2	100%
Antonius B. Priyadi[7]	Director– PT BTPN Syariah Ventura	1	1	100%
Victoria Rusna[8]	President Director - PT Summit Oto Finance	2	2	100%
Nobuhiro Moroo	Director - PT Oto Multiartha	2	2	100%

Note:
(1) Effective as Chairman of the Committee since 23 September 2025.
(2) Effective as Chairman of the Committee until 23 September 2025.
(3) Effective as a Permanent Member since 23 September 2025.
(4) Effective as a Permanent Member until 22 July 2025.
(5) Effective as a Permanent Member until 23 September 2025.
(6) 1) Effective as a Permanent Member until 22 July 2025.
2) Represented by a duly appointed and authorized official at the meeting held on 8 August 2025.
(7) Effective as a Permanent Member since 22 July 2025.
(8) Represented by a duly appointed and authorized official at the meetings held on 10 February and 8 August 2025.

Competency Development

Competency development of the Board of Directors-level[1)] committee members is presented in the Board of Directors competency development section.

1) Board of Directors of PT Bank SMBC Indonesia Tbk as FCHC.

Corporate Secretary

PROFILE OF THE CORPORATE SECRETARY

Eneng Yulie Andriani
Corporate Secretary

Nationality
Indonesian

Domicile
Jakarta

Age
51 years old in the 2025 financial year

Educational Background	• Master's degree in Law, Universitas Indonesia (2012) (2012) • Bachelor's degree in Law with Special Law Program on Economic Activity from Universitas Indonesia (1997)
Basis of Appointment	Circular decision of the Board of Directors No. PS/BOD/001/I/2020 dated 10 January, 2020
Concurrent Positions	Corporate Secretary Head
Work Experience	• Head of Corporate Legal Department PT Bank Sumitomo Mitsui Indonesia (2014-2019) • Corporate Action & Stakeholder Management Head of Corporate Secretariat Division PT Bank Danamon Indonesia Tbk (1997-2014)
Affiliation	No affiliation with the Board of Directors, Board of Commissioners, and Controlling Shareholders

TERM OF OFFICE

Term of office of the Corporate Secretary was effective as of 10 January 2020.

LEGAL BASIS

In compliance with Financial Services Authority Regulation No. 35/POJK.04/2014 on the Establishment of Corporate Secretary juncto Securities Administration Regulation of PT Bursa Efek Indonesia (Indonesia Stock Exchange) No. 1-A attachment II of the Decision of the Board of Directors of PT Bursa Efek Indonesia No. Kep00001/BEI/01- 2014 dated 30 January 2014. The Bank retains the Corporate Secretary, Eneng Yulie Andriani, effective 10 January 2020, appointed based on Circular Decision No. PS/BOD/001/I/2020 dated 10 January 2020.

DUTIES AND RESPONSIBILITIES

Details of duties and responsibilities of the Corporate Secretary within the Bank are as follows:

1. Maintaining good relations with the Financial Services Authority, the Indonesia Stock Exchange, and other stakeholders.
2. Responsible for providing important information regarding the Bank's condition to all stakeholders that the public must know.
3. Keeping track of the capital market development, including applicable regulations in the capital market.
4. Fulfilling the Company's obligations as a listed company based on Corporate Governance principles.
5. Providing feedback to the Board of Directors and the Board of Commissioners to comply with provisions of Law No. 8 of 1995 concerning the Capital Market and its implementing regulations.

Corporate Secretary

6. Responsible for the implementation of the GMS.
7. Coordinating the implementation of meetings of the Board of Directors and the Board of Commissioners.
8. Preparing and filing the Minutes of Meeting of the Board of Director meetings.
9. Assisting the Board of Directors and the Board of Commissioners in their duties and responsibilities.

CONCURRENT POSITION AND ORGANIZATIONAL STRUCTURE

The function of the Corporate Secretary is served by an executive officer who leads the Corporate Secretary Division. This position is under the supervision/coordination of the Compliance Director and is not to be served concurrently with other positions.

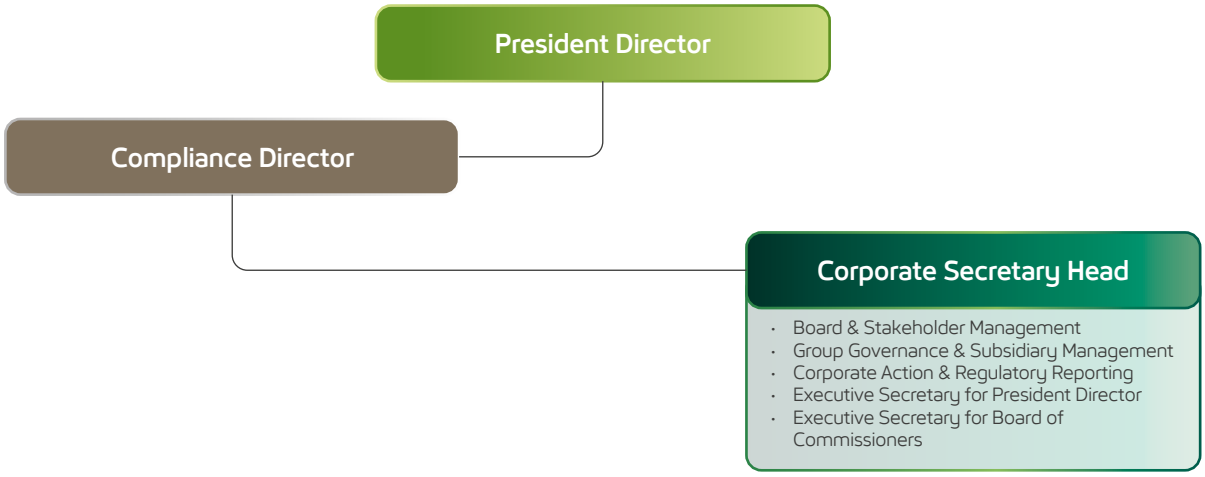

In carrying out their duties and responsibilities, the Corporate Secretary oversees and manages the functions of Group Governance & Subsidiary Management, Corporate Action & Regulatory Reporting, as well as Boards & Stakeholder Management

IMPLEMENTATION OF DUTIES AND RESPONSIBILITIES

Corporate Secretary Report 2025

The following are brief activity repot of Corporate Secretary in 2025.

Strengthening Group Governance and Subsidiary Alignment

Corporate Secretary facilitated the strengthening of governance at the Bank, the assessment of governance from the view of structure, process and outcome, become the guidelines for Corporate Secretary to give input toward the implementation of good governance.

The Governance structure not only cover the sufficiency of Company organ, but also becoming guidelines supporting the organ's performance to carry out process, to accomplish the satisfying result.

GCG strengthening not only upon the Bank, but also the alignment of governance at the group or financial conglomerate, including to review and align policies between the Company and its subsidiaries, including updates to GCG Manual both for the Bank and Integrated one, Manual for Board of Commissioners and Board of Directors, as well as charters of the committees of the Board of Commissioners and Board of Directors, to reflect regulatory developments and group policies. Cross-entity coordination was conducted to ensure consistency in reporting standards, decision-making mechanisms, and governance documentation at the conglomeration level.

By supporting the development and refinement of the Integrated Governance framework, Corporate Secretary contributed to ensuring that group-level oversight and reporting structures operate effectively, measurably, and in full regulatory alignment.

Capital Market Regulatory Compliance and Information Disclosure

Throughout 2025, Corporate Secretary ensured the timely and accurate fulfillment of all reporting obligations to the Financial Services Authority in the capital market area, the Indonesia Stock Exchange, and other relevant regulators. The Corporate Secretary also coordinated the disclosure of material transactions, affiliated transactions, corporate actions, and other relevant information that may influence shareholder decisions or market perception.

A disciplined internal review and clearance mechanism was implemented to mitigate the risks of delayed reporting or inaccurate disclosures, thereby safeguarding the Company's integrity in the eyes of regulators and investors.

Stakeholder Relation and Support to the Board of Commissioners and the Board of Directors

The Corporate Secretary performed a strategic role as the Company liaison with shareholders, regulators and SRO in capital market, and other stakeholders.

Corporate Secretary provided support to the Board of Commissioners and the Board of Directors as well as their committees in organizing meetings, preparing agendas, documenting minutes, and monitoring follow-up recommendation of Board of Commissioners and actions/approvals of Board of Directors. Corporate Secretary with HR jointly formulate workshop or training adjusted with the need of Board of Commissioners and Board of Directors, to enhance with information and knowledge.

This approach fostered constructive stakeholder relationships and strengthened the Company's reputation and credibility.

Management of Corporate Actions

Corporate Secretary supported the implementation of the Annual and/or Extraordinary General Meetings of Shareholders as well as other corporate actions conducted throughout 2025. All processes were carried out in full compliance with capital market regulations and shareholder protection principles, including the protection of minority shareholders.

For each corporate action, the Corporate Secretary ensured the compliance with relevant regulation, to obtain proper corporate approval, adequate disclosure of Information, complete legal documentation, and proper reporting to regulators in accordance with applicable regulations.

Support for Strategic Initiatives

Corporate Secretary also supported various strategic initiatives of the Company, including the enhancement of governance frameworks.

Corporate Secretary also provides an assessment in the view of governance of Affiliated Transactions to be carried out by the Bank to help ensure that the transactions are carried out in accordance with arms-length principles, no conflict of interest, and the disclosure or reports submitted do not contain misleading information.

Corporate Secretary periodically submits its detailed activity report for whole year to the Board of Directors and Board of Commissioners.

Affiliated Transaction

The implementation of affiliated transactions by the Company is not only required to comply with applicable regulations, but must also reflect the principles of transparency, accountability, and the protection of the interests of shareholders and other stakeholders.

Each affiliated transaction initiative is carried out in accordance with the procedures applicable within the Company and is first subject to a comprehensive assessment from business, commercial, legal, compliance, risk management, financial, and corporate governance perspectives, as well as other relevant aspects in line with the characteristics of the transaction. This assessment includes, among others, an evaluation of the fairness of the transaction value and the potential for conflicts of interest. The results of such assessments are consolidated as the basis for management decision-making.

The Board of Directors and the Board of Commissioners state that they have no conflict of interest in respect of the relevant Affiliated Transactions and that all material information has been disclosed and does not contain any misleading information or information that could potentially be detrimental to the Company.

Furthermore, the results of the assessment determine the treatment of the Affiliated Transactions in accordance with OJK Regulation No. 42/POJK.04/2020 on Affiliated Transactions and Conflict of Interest Transactions.

Affiliated Transactions that constitute business activities conducted in the ordinary course of business to generate operating revenue and are carried out routinely, repeatedly, and/or on an ongoing basis have been disclosed in the Annual Financial Statements for the 2025 financial year, Note 40.

Corporate Secretary

In supporting the Company's business activities, the Company entered into cooperation arrangements with affiliated parties as follows:

Affiliated Party	Nature of relationship	Nature of transactions
The Japan Research Institute, Limited	The Japan Research Institute, Limited	Collaboration in the IT sector that supports the Bank's business activities

Disclosure of Information

As part of the Bank's responsibility and compliance as a public company, the following is a list of information disclosures submitted throughout 2025.

Document Number	Date	Subject
S.001/CCS/I/2025	6 January 2025	Disclosure of Information on Bond Coupon Payment
S.006/CCS/I/2025	24 January 2025	Mandatory Disclosure of Information for Public Press Release namely: Jenius Introduces Credibility: Build a Better Financial Reputation Digital-Savvy Community
S.009/CCS/II/2025	5 February 2025	Mandatory Disclosure of Information for Public Press Release namely: SMBC Indonesia Accelerates Meaningful Growth Nationwide Through Branch Transformation
S.013/CCS/II/2025	13 February 2025	Mandatory Disclosure of Information for Public Press Release namely: Wise Financial Management During Ramadan and Eid al-Fitr with Creditbility from Jenius
S.013/CCS/III/2025	3 March 2025	Mandatory Disclosure of Information for Public Press Release namely: SMBC Indonesia Records Asset and Profit Growth in 2024, Reinforcing Its Commitment to Do Good, Be Great
S.019/CCS/III/2025	3 March 2025	Disclosure Information of Annual Rating Result
S.023/CCS/III/2025	11 March 2025	Disclosure Information of Rating Result on Shelf Registered Bonds of PT Bank SMBC Indonesia Tbk ("the Company") Year 2024
S.024/CCS/III/2025	17 March 2025	Disclosure of Information on Bond Coupon Payment
S.030/CCS/III/2025	8 April 2025	Disclosure of Information on Bond Coupon Payment
S.035/CCS/IV/2025	22 April 2025	Mandatory Disclosure of Information for Public Press Release namely: SMBC Indonesia 2025 AGMS Decides on New Board of Directors and Board of Commissioners
S.040/CCS/IV/2025	29 April 2025	Disclosure of Information regarding the Changes in the Composition of Members of the Board of Commissioners and Board of Directors of PT Bank SMBC Indonesia Tbk (the "Company")
S.042/CCS/IV/2025	30 April 2025	Mandatory Disclosure of Information for Public Press Release namely: SMBC Indonesia Records Growth in Operating Income and Retail Lending during Q1-2025, Reinforcing Its Commitment to a More Meaningful Growth
S.050/CCS/V/2025	28 May 2025	Disclosure of Information regarding the Changes in the Composition of Members Board of Directors of PT Bank SMBC Indonesia Tbk (the "Company")
S.051/CCS/VI/2025	4 June 2025	Disclosure of Information regarding the Changes in the Composition of Members Board of Directors of PT Bank SMBC Indonesia Tbk (the "Company")
S.055/CCS/VI/2025	17 June 2025	Disclosure of Information on Bond Coupon Payment
S.058/CCS/VII/2025	1 July 2025	Disclosure of Information regarding the Changes in the Composition of Members Board of Directors of PT Bank SMBC Indonesia Tbk (the "Company")
S.061/CCS/VII/2025	7 July 2025	Disclosure of Information on Bond Coupon Payment
S.063/CCS/VII/2025	17 July 2025	Disclosure of Information regarding the Amendment to the Articles of Association of PT Bank SMBC Indonesia Tbk (the "Company")
S.065/CCS/VII/2025	30 July 2025	Mandatory Disclosure of Information for Public Press Release namely: SMBC Indonesia Shows Resilience in Challenging First Half of 2025, with Solid Growth in Operating Revenue and Credit Disbursement
S.594/DIR/CCS/VIII/2025	13 August 2025	Submission of Abridged Additional Information related to the planned Shelf Registered Bonds V Bank SMBC Inodnesia Phase III Year 2025

Document Number	Date	Subject
S.595/DIR/CCS/VIII/2025	13 August 2025	Additional Information on the Issuance of Bank SMBC Indonesia's Sustainable Bond V Phase III 2025
S.634/DIR/CCS/VIII/2025	27 August 2025	Additional Information on the Issuance of Bank SMBC Indonesia's Sustainable Bond V Phase III 2025
S.077/CCS/IX/2025	17 September 2025	Disclosure of Information on Bond Coupon Payment
S.080/CCS/X/2025	6 October 2025	Disclosure of Information on Bond Coupon Payment
S.090/CCS/X/2025	29 October 2025	Mandatory Disclosure of Information for Public Press Release namely: SMBC Indonesia Delivers Strong Operating Income, Loan Growth in January – September 2025 through Adaptive Strategy
S.100/CCS/XII/2025	2 December 2025	Disclosure of Information on Bond Coupon Payment
S.104/CCS/XII/2025	17 December 2025	Disclosure of Information on Bond Coupon Payment

Training and Competency Development

Details of competency development participated by the Corporate Secretary throughout 2025 are as follows:

No.	Date	Organizer	Topic	Venue
1.	28 April 2025	PT Raharja Duta Solusindo	Level 5 – Banking Risk Management	Jakarta
2.	15 May 2025	ICSA	In-Depth Discussion on Financial Services Authority Regulation No. 29 of 2023 concerning Share Buybacks Issued by Public Companies	Jakarta
3.	May 2025	ICSA	Corporate Readiness in Facing Global Market Volatility: Investor Relations and Corporate Secretary Perspectives	Jakarta
4.	28 May 2025	ICSA	Extended Producer Responsibility: Managing End-of-Life Products	Jakarta
5.	19 June 2025	ICSA	Digital Governance: Automating Compliance and Disclosure with AI Tools	Jakarta
6.	17–18 July 2025	ICSA	Industry Visit to Bandung & Indonesia Stock Exchange West Java Representative Office: Strengthening Governance & Innovation through Technology Transformation and Operational Excellence	Bandung
7.	23 July 2025	SMBCI Learning	Learning Festival 2025: Retno Marsudi – Leading Beyond Borders Through Diplomacy	Jakarta
8.	23 July 2025	SMBCI Learning	Learning Festival 2025: Bintang Emon – Building Connection & Influence with Comedy	Jakarta
9.	28 July 2025	SMBCI Learning	SMBCI Mandatory Learning: Anti-Fraud Statement, Integrity Pact and Code of Ethics	Jakarta
10.	29 July 2025	SMBCI Learning	SMBCI Mandatory Learning: APU PPT & PPPSPM	Jakarta
11.	19 September 2025	ICSA	Tax for Non-Tax Professionals: The Role of Corporate Secretary in Issuer Tax Obligations, M&A and Transactions	Jakarta
12.	23–25 September 2025	ICSA	Industry Visit to Malaysia: Learning from the Region – Malaysia's Approach to Governance and Sustainability Practices	Kuala Lumpur
13.	26 September 2025	SMBCI Learning	Corporate Secretary Workshop with BOC-BOD-BOM Secretaries	Jakarta
14.	29 October 2025	SMBCI Learning	SMBCI Mandatory Learning: Anti-Fraud Awareness	Jakarta
15.	25 December 2025	SMBCI Learning	SMBCI Mandatory Learning: Cyber & Information Security Awareness 2025	Jakarta
16.	25 December 2025	SMBCI Learning	SMBCI Mandatory Learning: Operational Risk Management 2025	Jakarta

Compliance Function

The implementation of the Compliance Function at SMBC Indonesia primarily refers to Financial Services Authority (OJK) Regulation No. 46/POJK.03/2017 concerning the Implementation of the Compliance Function of Commercial Banks. The regulation stipulates that the Compliance Function comprises a series of preventive (ex-ante) actions or measures to ensure that the Bank's policies, provisions, systems, procedures, and business activities are in accordance with the regulations of the Financial Services Authority (OJK), Bank Indonesia (BI), the Indonesia Deposit Insurance Corporation (LPS), and the Indonesian Payment System Association (ASPI), as well as other applicable laws and regulations and the provisions of Sumitomo Mitsui Banking Corporation Group (SMBC Group) as the majority and controlling shareholder of the Bank. In addition, it ensures the Bank's compliance with commitments made to OJK, BI, and/or other relevant supervisory authorities.

SMBC Indonesia is committed to consistently complying with the regulations of Financial Services Authority (OJK), Bank Indonesia (BI), the Indonesia Deposit Insurance Corporation (LPS), the Indonesian Payment System Association (ASPI), and other applicable laws and regulations. This commitment is set out in the Bank's Corporate Governance Manual and Compliance Policy.

The importance of implementing the Compliance Function reflects the Bank's awareness that the banking industry is highly regulated and subject to stricter compliance requirements compared to other industries. This stringent level of compliance is particularly related to the Bank's public mandate and responsibility in managing public funds.

Furthermore, the rigorous implementation of the Compliance Function is aligned with the rapid advancement of information technology and digitalization, which may increase potential compliance risks for the Bank. Therefore, a strong compliance culture is fostered through enhancing the role and responsibility of compliance at every level of the organization, as well as strengthening the effectiveness of the Bank's Compliance Work Unit. In this way, potential risks arising from the Bank's business activities can be mitigated and anticipated.

In addition to the above, the implementation of the Bank's Compliance Function is carried out in a comprehensive and structured manner, serving as a preventive measure to ensure that business processes are conducted in accordance with applicable regulations.

ORGANIZATIONAL STRUCTURE

The Compliance Function within the SMBC Indonesia organization is implemented by the Compliance Unit, namely the Compliance Division, which is independent in accordance with OJK regulations on the Implementation of the Compliance Function. In accordance with regulatory provisions, the Bank also has a Director of Compliance who oversees the Compliance Function (Compliance Director).

The following is the organizational structure of the Compliance Division:

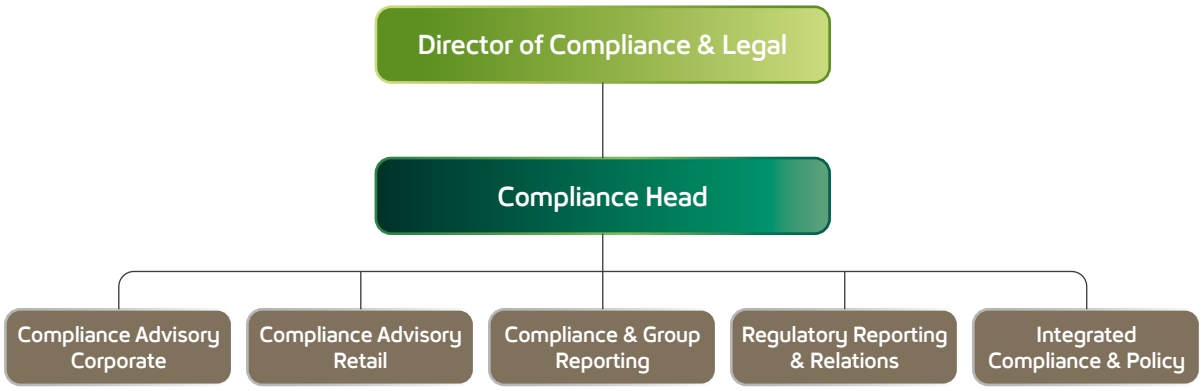

LEGAL BASIS

The Bank's main guideline in its compliance function is OJK Regulation No. 46/POJK.03/2017 on the Implementation of Compliance Function in commercial Banks. In addition, the Bank takes into consideration the following:

1. The development of information technology, globalization, and financial market integration will add to the complexity of the Bank's business activities that will broadly impact the risk exposures faced by banks;
2. Efforts to mitigate risks in the Bank's business activities, both as preventive measures (ex-ante) or curative measures (ex-post);
3. Efforts of preventive measures (ex-ante) can be conducted by complying with various applicable banking rules to reduce or minimize risks in the Bank's business activities.

FUNCTION, DUTIES, AND RESPONSIBILITIES

Functions, duties, and responsibilities of the Compliance Department in SMBC Indonesia are focused on supporting the implementation of the Compliance Function in accordance with POJK No. 46/POJK.03/2017 on the Implementation of compliance Function in Commercial Banks, which covers the following:

1. Realizing the implementation of Compliance Culture at all levels of the organization and business activities of the Bank;
2. Managing Compliance Risks faced by the Bank;
3. Ensuring that policies, provisions, systems, and procedures as well as business activities carried out by the Bank are in accordance with the provisions of the Financial Services Authority and statutory provisions; and
4. Ensuring the Bank's compliance with commitments made by the Bank to the Financial Services Authority and/or other authorized supervisory authorities.

For the effective implementation of the Compliance Function, the Bank has a Director in charge of the Compliance Function. In carrying out its duties, it is assisted by an independent Compliance Working Unit as stipulated by OJK regarding the Implementation of the Compliance Function of Commercial Banks.

Referring to POJK No. 46/POJK.03/2017 concerning the Implementation of the Compliance Function of Commercial Banks, the Duties and Responsibilities of the Director in Charge of the Compliance Function are at least as follows:

1. Formulating the strategy to encourage the emergence of the Bank's Compliance Culture;
2. Proposing compliance policies or principles that will be established by the Board of Directors;
3. Establishing the compliance system and procedures to be used to formulate the Bank's internal provisions and guidelines;
4. Ensuring that all policies, provisions, systems, procedures, as well as the Bank's business activities are in accordance with provisions set by the Financial Services Authority and the provisions of the laws and regulations;
5. Minimizing the Bank's Compliance Risk;
6. Taking preventive measures so that policies and/or decisions by the Bank's Board of Directors will not deviate from provisions set by the Financial Services Authority and provisions of the laws and regulations; and
7. Conducting other tasks related to Compliance Function.

Duties and Responsibilities of the Compliance Work Unit

1. Establishing steps to support the emergence of Compliance Culture in all of the Bank's business activities at every level of the organization;
2. Conducting identification, measurement, monitoring, and control of Compliance Risk by referring to the provisions of the Financial Services Authority that regulate the implementation of risk management in commercial banks;
3. Assessing and evaluating the effectiveness, adequacy, and conformity of the Bank's policies, provisions, systems, and procedures with provisions of the laws and regulations;
4. Reviewing and/or recommending updates and improvement of the Bank's policies, provisions, systems, and procedures in order to comply with provisions of the Financial Services Authority, as well as the provision of the laws and regulations;
5. Making efforts to ensure that the Bank's policies, provisions, systems, and procedures, as well as the Bank's business activities, are in accordance with the provisions of the Financial Services Authority and provisions of the laws and regulations; and
6. Conducting other tasks related to the Compliance Function.

Supervision of the Board of Directors and the Board of Commissioners

Referring to the obligation to comply with POJK No.46/POJK.03/2017 concerning the Implementation of Compliance Function of Commercial Banks, the Board of Directors shall foster and realize the implementation of Compliance Culture at all levels of the Bank's organization and business activities and shall ensure the implementation of the Bank's Compliance Function.

Compliance Function

In this respect, to ensure the implementation of the Compliance Function, the Board of Directors and the Board of Commissioners continue to actively supervise the implementation of the Bank's Compliance Function which, among others, is carried out through the following activities:

1. Report on the implementation of duties and responsibilities of the Compliance Unit to the Compliance Director (monthly);
2. Report on the implementation of duties and responsibilities of the Compliance Director to the President Director with a copy to the Board of Commissioners (quarterly);
3. Report on the implementation of duties and responsibilities of the Compliance Director submitted to the Financial Services Authority (OJK) with a copy to the Board of Commissioners and President Director (semi-annual);
4. Report on the results of Compliance Risk assessment of inherent risks and the quality of compliance risk management implementation in the Bank's operations submitted to the Risk Management Unit (quarterly);
5. Report on the results of monitoring compliance risks and updates on compliance issues submitted to the Board of Directors at the Board of Directors Meeting and to the Board of Commissioners at the Board of Directors meeting forum with the Board of Commissioners (quarterly) and the Audit Committee meeting (semi-annual);
6. Implementation of the In-Office Compliance Committee Meeting which was attended by, among others: President Director, Compliance Director, relevant BOD and BOM, as well as representatives from SMBC as the controlling Shareholder (bimonthly).

The Board of Directors and the Board of Commissioners have also approved the compliance policy that serves as the fundamental infrastructure in the governance implementation of the Bank's Compliance Function.

In compliance with POJK No. 46/POJK.03/2017 on the Implementation of the Compliance Function in Commercial Banks, the Board of Commissioners takes an active supervisory role of the Compliance Function through assessment of the Bank's Compliance Function implementation conducted 2 (two) times a year, including providing suggestions/recommendations to improve the implementation of the Bank's Compliance Function.

FOCUS OF THE COMPLIANCE FUNCTION IN 2025

The following outlines the focus of the implementation of the Compliance Function in 2025 through compliance strategies carried out in line with the Bank's commitment to regulatory compliance, minimizing potential violations of OJK, BI, and LPS regulations as well as other applicable laws and regulations, and as part of efforts to maintain and manage the Bank's level of compliance risk, among others as follows:

- Enhancing assistance and monitoring of compliance implementation across all business/support lines. This particularly applies to business units launching new products/initiatives, units responsible for regulatory reporting, as well as units responsible for fulfilling prudential ratios such as Capital Adequacy Ratio (CAR), Statutory Reserve Requirement (SRR), Net Open Position (NOP), Non-Performing Loan (NPL), Legal Lending Limit (LLL), Net Stable Funding Ratio (NSFR), Liquidity Coverage Ratio (LCR), and Leverage Ratio.
- Strengthening the Compliance Culture at all organizational levels and in all Bank business activities, including through:
  1) Dissemination of OJK, BI, and LPS regulations, both new and existing regulations that impact the Bank's products and activities, including to branch employees through AML Compliance Champions (ACC).
  2) Providing training to all staff and enhancing awareness of the Compliance Culture, both at Head Office and branch offices through AML Compliance Champions (ACC) located in the regions, as part of the Compliance Division's activities in raising awareness and monitoring branch compliance implementation, including organizing mandatory e-learning programs to strengthen the Compliance Culture, which must be attended by all employees.
  3) Ensuring that legal documents used across all Bank offices have been reviewed and verified by the Bank's Head Office.
- Strengthening supervision and awareness of Compliance Risk by conducting Compliance Self-Assessment (CSA), Compliance Self-Review (CSR), Thematic Review, Compliance On-Site Review (Branch Review), as well as internal discussions to provide input to related units.

- Enhancing the competence and capacity of human resources within the Compliance Unit, including advisors, in anticipation of changes in OJK regulations that are increasingly principal-based, as well as developments in new products and activities within the banking industry.
- Assisting business units in conducting business collaboration with companies within the SMBC Financial Conglomeration.
- Ensuring that all policies, provisions, systems, procedures, and business activities carried out by the Bank comply with local regulatory requirements and other applicable laws and regulations through evaluation of internal policies, corporate actions, and transactional (credit) decisions that require approval from the Credit Committee and advisory function.
- Minimizing the potential for regulatory penalties (OJK, BI, LPS, and Tax Office) by evaluating and reviewing the root causes of penalties arising from related units, including monitoring corrective actions taken and implementing preventive measures.
- Optimizing the implementation of the Compliance Function in business/support lines through strengthening the Internal Control Risk (ICR) function to conduct internal control and risk management in each business/support line, including monitoring regulatory reporting obligations and ensuring timely follow-up on OJK and/or BI audit findings in accordance with agreed timelines.
- Conducting periodic reviews of the Bank's primary policy, namely the Corporate Governance Manual, to ensure continued relevance to the development of GCG implementation and alignment, as closely as possible, with governance principles issued by the Organisation for Economic Cooperation and Development (OECD) through the ASEAN Corporate Governance Scorecard. The update of the Corporate Governance Manual also provides the option to implement governance not only at the Bank level but also across the financial conglomeration.
- Strengthening GCG implementation at every organizational level and within the Financial Conglomeration scope, including anti-bribery and anti-corruption as well as conflict of interest management in all Bank processes, including vendor procurement processes and the granting of entertainment and gifts to third parties, to ensure compliance with OJK regulations, particularly concerning Outsourcing and SMBC Global Policies.
- Continuing GCG assessment using the ASEAN Corporate Governance Scorecard standard and making improvements where possible in accordance with prevailing laws and regulations in Indonesia, including amendments to the Articles of Association if necessary.
- Reviewing the adequacy of the GCG structure and following up by improving or building infrastructure to support the optimization of GCG implementation, for example by adding or adjusting the scope of duties within committees under the Board of Commissioners or Board of Directors.
- Continuing efforts to manage and improve the database of Related Parties and Affiliated Parties to facilitate reference in managing transactions with Related Parties and Affiliated Parties, thereby supporting the Bank in conducting affiliated transactions on an arm's length basis and with due consideration of potential conflicts of interest.
- Enhancing supervision and governance of employees who possess Insider Information or Price Sensitive Information (PSI) regarding the Bank's customers, including but not limited to supervision and governance of Insider Trading and Personal Account Dealing (PAD).
- Strengthening the implementation of the independence principle from the Controlling Shareholder through communication mechanisms aligned with applicable legal frameworks, including conducting periodic reviews and dissemination of related policies and procedures. As a public company, the Bank remains committed to safeguarding the interests of all shareholders.
- Managing information disclosure in accordance with OJK Capital Market regulations.
- Ensuring the implementation of Good Corporate Governance (GCG) within the Financial Conglomeration, including harmonizing policies and procedures between the Bank and its subsidiaries through coordination and communication, particularly in governance, finance, internal audit, risk management, and compliance areas.
- Reviewing and strengthening policies and procedures related to communication flows with the parent company and subsidiaries in accordance with standards acceptable to all parties.
- Reviewing and strengthening policies and procedures related to Affiliated Transactions at both the Bank and subsidiary levels in order to minimize conflicts of interest.
- Reviewing the UI/UX of the website HYPERLINK "http://www.smbci.com"www.smbci.com and conducting revamping to ensure that the SMBC Indonesia website properly represents the Bank.

Compliance Function

- Ensuring effective management of SMBC Indonesia's reputational risk, including maintaining strong strategic relationships with media in managing negative coverage..

COMPLIANCE IMPLEMENTATION STRATEGY

The Bank retains the strategy to establish continuous compliance within the Bank's organization. Details of the strategy are explained below:

1. Assistance and monitoring of compliance implementation in all lines of business/support.
    a. Improving compliance culture at all levels of the Bank's organization and business activities through socialization of OJK, BI, LPS, and ASPI provisions.
    b. Providing training to all staff and increasing awareness of compliance culture, both at head office and branches.
2. Increased supervision and awareness of compliance risk by organizing Compliance Self - Assessment, Compliance Self-Review, Compliance On-Site Review (Branch Review), and also internal discussions to provide input to related units.
3. Ensuring that all policies, provisions, systems, and procedures, as well as business activities carried out by the Bank, are in accordance with the provisions (OJK, BI, LPS, and ASPI) and the provisions of laws and regulations. It is conducted by evaluating internal guidelines, corporate actions, and transactional (credit) decisions that must be approved by the Credit Committee and advisory function.

COMPLIANCE SOCIALIZATION

Throughout 2025, the Bank conducted dissemination of new regulations issued by OJK, BI, LPS, and ASPI through email and virtual channels to the Board of Directors, the Board of Commissioners, and relevant units, including the distribution of newly issued regulations to the respective units. This initiative was undertaken to ensure that the Bank is able to promptly follow and determine the necessary follow-up actions in response to the implementation of such new regulations.

In addition, the Compliance Function also carried out dissemination to relevant units regarding existing regulations that impact the Bank's products and business activities. To enhance the understanding of branch employees, dissemination of OJK, BI, LPS, and ASPI regulations as well as SMBC regulations was conducted both online and offline by the AML Compliance Champion (ACC). This forms part of the Compliance Unit's activities in strengthening compliance awareness and monitoring the implementation of the Compliance Culture at branch offices.

REALIZATION OF COMPLIANCE INITIATIVES IN 2025

Throughout 2025, the Bank realized several compliance related initiatives, including:

1. Conducted evaluations of reviews performed by relevant units regarding the causes of regulatory sanctions (OJK and/or BI) and the follow-up actions taken, in order to mitigate the recurrence of sanctions and enhance the Bank's internal control framework. This included monitoring the completion of corrective and remedial actions in accordance with the review results. In addition, the Bank issued an internal regulation concerning the Regulatory Sanctions Reporting Framework (Potential & Actual), covering the identification of potential sanctions, presentation to the relevant BOD/BOM, preparation of sanction assessment memoranda, and monitoring of corrective and preventive follow-up actions.
2. Conducted thematic reviews of procedures and business as well as operational activities within relevant units. In addition, as part of efforts to enhance compliance awareness within the related units, the Bank re-disseminated regulatory provisions that directly impact the Bank's products and business activities.
3. Enhanced the compliance process, including strengthening the supporting infrastructure for the implementation of the Compliance Function within the Compliance Division through a dedicated monitoring system, the Operational System for Compliance Reporting (OSCAR), to monitor compliance with OJK, BI, LPS, and ASPI regulations, follow-up on regulatory audit findings, and other compliance obligations. The system continues to be adjusted and developed to ensure ongoing relevance and alignment with organizational needs.
4. Established an Integrated Compliance Program with Subsidiaries, including the alignment of Culture & Conduct activities.
5. Implemented ISO 37001 Certification, an international standard for the Anti-Bribery Management System (ABMS).

Integrated Compliance Function

The Integrated Compliance Function is a function carried out by the Compliance Unit of the Financial Conglomeration Holding Company (PIKK), to perform evaluation and monitoring activities of the compliance function within each financial institution under the Financial Conglomeration.

ORGANIZATIONAL STRUCTURE

The implementation of the Integrated Compliance Function within the SMBC Indonesia organization is carried out by the Integrated Compliance Unit, namely the Compliance Division. In accordance with regulatory requirements, the Bank has appointed a Compliance Director who oversees the Compliance Function.

The Integrated Compliance Function of the PIKK Compliance Division is supported by the following organizational structure:



LEGAL BASIS

References for the implementation of the Integrated Compliance Function are based, among others, on the following regulatory provisions:

1. POJK No. 30 year 2024 concerning Financial Conglomeration and Financial Conglomeration Holding Companies;
2. POJK No. 18/POJK.03/2014 concerning the Implementation of Integrated Governance for Financial Conglomerations;
3. SEOJK No. 15 year 2015 concerning the Implementation of Integrated Governance for Financial Conglomerations.

FUNCTION, DUTIES, AND RESPONSIBILITIES

The Integrated Compliance Unit is carried out by the PIKK Compliance Division, which operates independently and reports directly to the PIKK Compliance Director, in accordance with the Organizational Structure illustrated above.

The Integrated Compliance Unit is responsible for performing the following activities:

1. Ensuring that the compliance duties and functions of Financial Conglomeration Members are aligned with prevailing regulations, including through the following activities:
   a. Dissemination of SMBC Group regulations to Financial Conglomeration Members;
   b. Coordination through bi-monthly meetings with Financial Conglomeration Members regarding Integrated Compliance matters.
2. Ensuring that the integrated compliance risk management implemented by Financial Conglomeration Members is conducted in accordance with the Prudential Principle and applicable regulations, including the identification of potential future compliance risks and the implementation of appropriate risk mitigation measures.

The Integrated Compliance Unit formulates programs, facilitates, and ensures the implementation of a series of Integrated Compliance Programs by Financial Conglomeration Members, in order to foster an integrated compliance culture within the SMBC Financial Conglomeration and ensure alignment as part of the SMBC Group.

Integrated Compliance Function

SUPERVISION BY THE BOARD OF DIRECTORS AND THE BOARD OF COMMISSIONERS

The Board of Directors and the Board of Commissioners continuously exercise active oversight over the implementation of the Integrated Compliance Function, including through the following activities:

1. Submission of reports on the implementation of duties and responsibilities of the Integrated Compliance Unit to the Compliance Director of the Financial Conglomeration Holding Company (PIKK) on a semi-annual basis.
2. Submission of reports on the implementation of duties and responsibilities of the PIKK Compliance Director to the Board of Directors and the Board of Commissioners of PIKK on a semi-annual basis. Both reports form part of the Integrated Governance Self-Assessment, which is submitted to the Financial Services Authority (OJK) on a semi-annual basis in the context of implementing POJK 18/POJK.03/2014 concerning the Implementation of Integrated Governance for Financial Conglomerations.
3. Submission of reports on the results of the Integrated Compliance Risk assessment, covering inherent risk and the quality of the implementation of integrated compliance risk management, on a semi-annual basis.

Reporting on the results of Compliance Risk monitoring, including the management of Integrated Compliance Risk, constitutes one of the agenda items discussed in meetings of the Integrated Governance Committee with PIKK and Financial Conglomeration members that carry out duties and responsibilities in the areas of Integrated Risk Management and Integrated Governance (including Integrated Audit and Integrated Compliance), (on a semi-annual basis).

FOCUS OF THE INTEGRATED COMPLIANCE FUNCTION IN 2025

In July 2025, Bank SMBC Indonesia was designated by OJK as the Financial Conglomeration Holding Company (PIKK) for the SMBC Financial Conglomeration. Throughout 2025, the Integrated Compliance Function of the SMBC Financial Conglomeration focused on the alignment of policies and procedures of Bank SMBC Indonesia with those of Financial Conglomeration Members, in order to enhance and harmonize the implementation of a compliance culture across the SMBC Financial Conglomeration.

INTEGRATED COMPLIANCE IMPLEMENTATION STRATEGY

The strategy for implementing Integrated Compliance is designed to enable PIKK to carry out its supervisory and evaluative functions over SMBC Financial Conglomeration Members. The strategy is implemented through periodic meetings, the establishment of integrated compliance programs to be executed by SMBC Financial Conglomeration Members, and the determination of KPIs for Financial Conglomeration Members to ensure the effective implementation of a compliance culture.

INTEGRATED COMPLIANCE SOCIALIZATION

Dissemination activities in the area of Integrated Compliance include the dissemination of SMBC Group regulations, dissemination of regulatory provisions related to SMBC Financial Conglomeration Members that require oversight by PIKK, as well as dissemination by PIKK of regulatory provisions related to PIKK that have an impact on SMBC Financial Conglomeration Members.

INTEGRATED COMPLIANCE INITIATIVES IN 2025

Throughout 2025, the Bank implemented several initiatives related to Integrated Compliance, including:

1. Establishment of the Compliance Risk Appetite Framework.
2. Implementation of Compliance Induction for new staff and Annual/Refreshment Compliance Training (including Anti-Bribery and Corruption (ABC) as well as Entertainment & Gift (E&G) aspects).
3. Completion of Compliance Declarations by the Board of Directors and all employees.
4. Implementation of Conduct & Culture programs.
5. Development of the Compliance Self-Assessment (CSA) framework.
6. Organization of Townhall sessions to enhance Compliance Awareness.

Internal Fraud

In July 2025, the Bank established the AFC (Anti-Financial Crime) Division under the Compliance & Legal Directorate. The establishment of this division aims to strengthen broader risk management relating to financial crimes in order to minimize potential losses to both customers and the Bank.

Currently, the AFC Division focuses on fraud risk management. Going forward, it will coordinate with relevant divisions in managing financial crime risks, including fraud, anti-money laundering and counter-terrorism financing, green financial crimes, anti-bribery and corruption, conduct risk, insider trading, cybercrime, tax evasion, and market manipulation.

FOUNDATION FOR FRAUD PREVENTION

SMBC Indonesia adopts a zero-tolerance policy toward any occurrence of fraud. Accordingly, the Bank consistently follows up on every allegation or incident of fraud, including imposing sanctions on employees who are proven to have committed or been involved in fraud, in accordance with applicable regulations, and reporting to the relevant authorities where necessary.

The Bank is also committed to preventing all forms of fraud and promptly taking follow-up actions to minimize potential losses to customers and/or the Bank, including managing the Bank's reputation in the event of negative publicity that may undermine public trust in the Bank.

The Bank requires all employees to act with honesty, integrity, and a high level of professionalism, and to actively participate in protecting and safeguarding the Bank's assets, customer funds, and stakeholders' interests by complying with all internal policies and applicable laws and regulations.

IMPLEMENTATION OF ANTI-FRAUD STRATEGY

Fraud risk control is carried out systematically through the implementation of an anti-fraud strategy embodied in the following 4 (four) pillars:

1. **Prevention**

   Anti-fraud prevention programs aimed at reducing the potential occurrence of fraud include, at a minimum:

   - Signing of the Anti-Fraud Integrity Pact and Code of Conduct;
   - Anti-Fraud Awareness training (hybrid and e-learning formats) for all employees, the Board of Directors, and the Board of Commissioners, as well as periodic training for vendors/partners cooperating with the Bank;
   - Periodic updates of policies and procedures related to the management of the anti-fraud strategy;
   - The Operational Risk Management (ORM) Division conducting operational risk assessments, including fraud risk, for all products, processes, systems, and initiatives, both new and enhancements thereof, and coordinating with the AFC Division to identify specific fraud-related risks;
   - Conducting anti-fraud awareness training;
   - Including clauses in cooperation agreements and periodically sending notification letters to vendors and partners requiring them to report through the whistleblowing channel if any indication/incident of fraud is identified. This aims to ensure that vendors and partners actively support the Bank in maintaining good corporate governance, particularly in the effective implementation of fraud risk management;
   - Collaborating with business lines to educate customers on vigilance against fraud threats through social media, e-posters, and other media;
   - In order to follow up and resolve reported fraud incidents through comprehensive investigation processes, the Bank engages third parties appointed as Subject Matter Experts (SME)/ Investigator consultants.

Internal Fraud

2. Detection
Programs and tools to detect fraud incidents include, at a minimum, whistleblowing mechanisms, surprise audits, and surveillance systems.

3. Investigation
Investigation, reporting, and sanction processes for fraud incidents include, at a minimum, investigation standards, reporting mechanisms, and sanction imposition mechanisms.

4. Monitoring, Evaluation, and Follow-Up
Monitoring, evaluating, and overseeing the completion of follow-up actions on fraud incidents are carried out by the AFC Division in coordination with all relevant work units.

The AFC Division reports on the implementation of the anti-fraud strategy to the Risk Management Committee (RMC) and/or the Non-Financial Risk Committee (NFRC) at the Board of Directors level, as well as to the Audit Committee and Risk Monitoring Committee (RMONC) at the Board of Commissioners level. In addition, the AFC Division submits reports on the implementation of the anti-fraud strategy to the Regulators (BI/OJK/LPS) in accordance with applicable regulations.

IMPLEMENTATION AT THE BANK

The following are the number of Internal Fraud incidents with significant impact that have been reported to OJK based on the criteria set out in SMBC Indonesia's provisions.

Internal Fraud in One Year	Number of cases conducted by					
	Management		Permanent Employee		Non-Permanent Employee	
	2025	2024	2025	2024	2025	2024
Resolved	-	-	-	1	-	-
In process of settlement internally in the Bank	-	-	-	-	-	-
Not yet processed for settlement	-	-	-	-	-	-
Followed-up further through legal process	-	-	-	1	-	-
Total Fraud	-	-	-	1	-	-

Anti-Money Laundering, Antimoney Laundering, Counterterrorist Financing, and Counter- Proliferation Financing of Weapons of Mass Destruction (AML CFT and CPF)

SMBC Indonesia developed the AML/CFT CPF program as an effort to prevent the risk of becoming a means of Money Laundering (ML), Terrorist Financing (TPPT), and Financing Proliferation of Weapons of Mass Destruction (PPSPM). The implementation of the AML/CFT CPF program refers to a number of regulations, among others:

1. Law No. 8 of 2010 on the Prevention and Eradication of Money Laundering Crime;
2. Law No. 9 of 2013 on the Prevention and Eradication of the Crime of Financing Terrorism;
3. OJK Regulation No. 8 of 2023 on the Implementation of Anti-Money Laundering Program, Prevention of Financing of Terrorism, and Counter-Proliferation Financing of Weapons of Mass Destruction in the Financial Services Sector;
4. OJK Circular Letter related to the Implementation of AML/CFT Program in the Banking and Capital Market Sectors; and
5. Best practices applicable to the global SMBC group.

SPECIAL WORK UNITS OF AML, CFT, AND CPF

The Anti-Money Laundering/Combating Financing of Terrorism (AML CFT) Division is designated as the Special Working Unit responsible for the implementation of AML, CFT, and CPF programs in SMBC Indonesia. The AML Division is independent and structurally responsible directly responsible to the director in charge of the compliance function (Compliance Director).

The AML CFT Division conducts continuous monitoring and testing of the Bank's compliance with all AML, CFT, and CPF programs, as well as reporting to inform management on the quality of AML, CFT, and CPF programs implementation. The AML CFT Division also receives support from AML staff representatives (AML Compliance Champion/ACC) assigned in six regions to facilitate supervision of AML, CFT, and CPF program implementation in branch offices throughout Indonesia.

Organizational Structure of the AML CFT Division

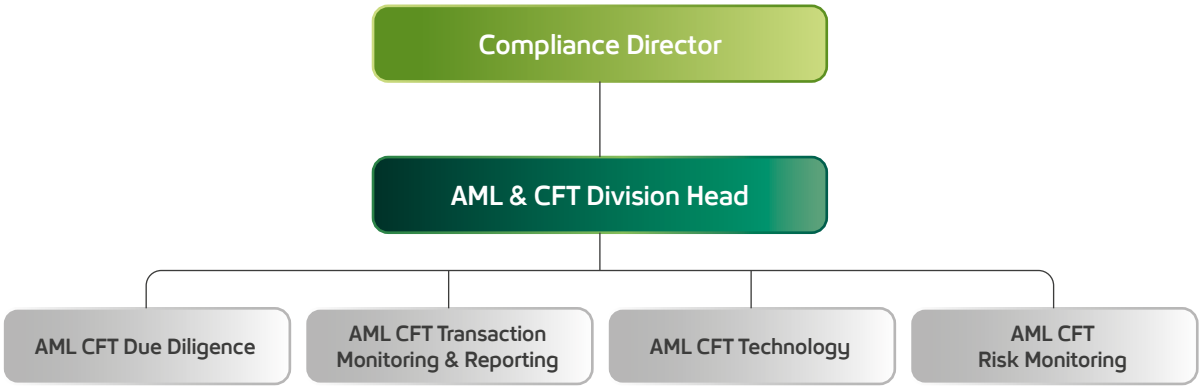

SOCIALIZATION OF AML, CFT, AND CPF PROGRAMS

The implementation of AML, CFT, and CPF programs requires a mutual commitment with all stakeholders, from the employee level to the managerial level. Therefore, SMBC Indonesia continues to socialize AML, CFT, and CPF programs periodically to all employees, as well as dynamically to certain work units in the form of relevant specific materials.

Anti-Money Laundering, Antimoney Laundering, Counterterrorist Financing, and Counter- Proliferation Financing of Weapons of Mass Destruction (AML CFT and CPF)

These efforts continue to be carried out on an ongoing basis within the Bank to enhance the culture of compliance at all levels of the Bank's organization. In addition, to increase awareness of the risk impact of Money Laundering (ML), Terrorist Financing (TPPT), and Proliferation Financing of Weapons of Mass Destruction (PPSPM) on the Bank's business activities.

IMPLEMENTATION OF AML, CFT, AND CPF PROGRAMS IN 2025

As part of implementing comprehensive risk management and supporting the integrity of the implementation of corporate governance principles, throughout 2025, the Bank implemented AML, CFT, and CPF programs, among others:

1. **Active Supervision of the Board of Directors and Board of Commissioners**
   The implementation of AML, CFT, and CPF programs is regularly informed to the Board of Directors and Board of Commissioners in regular meetings of the Board of Directors and Board of Commissioners, as well as through periodic/ ad hoc reports. On these occasions, the Board of Directors and Board of Commissioners provide views and recommendations regarding steps that can be taken by the AML CFT Division to improve governance and fulfilment of the Bank's AML, CFT, and CPF programs.

2. **Policies and Procedures**
   The Bank conduct periodically reviewed to improve the Bank's AML CFT CPF policies and procedures, both at the bank wide level and for the Work Units in the AML CFT Division. The Bank also synergizes with its subsidiaries to align the preparation of AML CFT CPF program governance and supervise its implementation.

3. **Internal Control**
   To ensure an effective internal control system, the Bank determines the limits of authority and responsibility of work units related to the implementation of the AML, CFT, and CPF programs and carries out independent audits to ensure the effectiveness of the implementation of the programs. Business Units and branch offices act as the front line/first line of defense in implementing the Bank's business activities by continuing to comply with the Bank's AML, CFT, and CPF policies and procedures.

   Independent inspection is conducted by the Quality Assurance Team (Directorate of Operations) and the AML CFT Division as the second line of defense. The Quality Assurance Team ensures the process quality in all branch offices, including AML, CFT, and CPF processes. The AML CFT Division regularly assesses the implementation of AML, CFT, and CPF policies as well as the risk development of ML, TF, and PF. The AML Division also consults and reviews AML, CFT, and CPF risks on the development of products, services, distribution mechanisms, and technology available in the Bank. Internal audit, as the third line of defense, inspects the implementation quality of the Bank's AML, CFT, and CPF programs as conducted by the first and second lines.

4. **Management Information System**
   The Bank has an adequate management information system to support AML/CFT and CPF programs, including systems used for customer identification and screening, customer risk profile assessment, monitoring of customer data updates, customer transaction monitoring, and reporting systems to all stakeholders.

   The Bank has developed several systems to support the AML/CFT CPF program so that it can run more optimally and effectively. A review of the transaction monitoring alert scenario was completed in 2025 to ensure the effectiveness of the system against the evolving working method of ML, TF, and PF. Periodic testing is also scheduled to assess the reliability and effectiveness of the Bank's AML, CFT, and CPF program implementation support system.

5. **Human Resources and Training**
   AML Division periodically monitors, analyses, and recommends the need for training as well as the development of training materials for AML, CFT, and CPF Programs for the Bank's employees. AML, CFT, and CPF program training is mandatory for completion every year by existing employees, as well as for employees in the orientation stage.

   Working together with the Human Resource Division, the AML Division monitors the fulfilment of continuous related training that is mandatory for new and existing employees. The Bank also conducts pre-employment screening procedures and monitors each employee's profile (know your employee), to mitigate ML, TF, and PF risks that involve the Bank's internal parties.

The Bank also plays an active role in supporting the initiatives of regulators and related authorities in mitigating the risks of ML, TF, and PF in Indonesia, among others:

a) Following up on written requests from authorities to block or close accounts identified as related to ML, TF, and PF.
b) Following up on a series of initiatives from regulators related to the eradication of accounts related to the phenomenon of online gambling, delivering anti-online gambling education content through internal and external communication media, coordinating with Kominfo against websites identified as online gambling, and declaring an anti-online gambling education integrity pact.
c) Sending an appeal to Customers of Property Companies/Agents and Motor Vehicle Traders to carry out goAML registration obligations in accordance with PPATK requests based on the mandate of Law No. 8 of 2010 concerning the Prevention and Eradication of Money Laundering Crimes.
d) Participating in the Financial Integrity Rating on Money Laundering/Terrorism Financing (FIR on ML/TF) conducted by PPATK in 2025.

Provision of Funds for Social and Political Activities

SMBC Indonesia is not involved in political activities and does not extend donations for political purposes. On the contrary, the Bank can continually maintain its business performance by carrying out its social calling.

Transparency of The Bank's Financial and Non-Financial Conditions

With reference to the Financial Services Authority Regulation No. 55/POJK.03/2016 on the Implementation of Corporate Governance in Commercial Banks, SMBC Indonesia has complied with the obligation concerning the transparency of the financial and non-financial conditions. The disclosure mechanism is carried out through various communication channels, from uploading on SMBC Indonesia's sites to direct disclosure to the regulators and related parties.

In addition, transparency is also noted through publications in the national media. Following is the list, among others, of details of transparency in financial and non-financial areas:

Subject of Transparency	Publication
Monthly Financial Report to Regulator	Website
Quarterly Financial Report to Regulator	Print media, websites, and other information channels
Annual Report to regulators, rating institutions, shareholders, and other related parties	Websites and other information channels
Information Governance	Website
Information on the Bank's Products and Services including office network	Website
Announcement of GMS Implementation	Websites and other information channels
Other information related to information disclosure	Websites and other information channels

Share Buyback or Subordinated Bond

The shares and bond buybacks are efforts to reduce the number of issued shares or bonds. The payment procedure is carried out in accordance with applicable regulations.

During 2025, SMBC Indonesia did not conduct any share buy back and bond buy back.

Provision of Funds to Related Parties and Large Exposure

Provision of funds to Related Parties is carried out in accordance with applicable provisions and must obtain the Board of Commissioners' approval. The following table shows the provision of funds to related parties and large exposures as of December 31, 2025.

Realization of Provision of Funds to Third Parties and Large Exposure

Provision of Funds	Total	
	Debtors	Nominal (Rp Million)
1. To Related Parties	13	8,005,294
2. To Main Debtor	25	77,485,071.30
Individual	1	1,000,000.00
Group	24	76,485,071.30

External Audit

POLICY

SMBC Indonesia appoints Public Accountants (AP) and Public Accounting Firms (KAP) registered with Bank Indonesia and the Financial Services Authority for the preparation of audited financial statements each year. For the 2025 financial year, KAP Siddharta Widjaja & Rekan (a member firm of KPMG International Limited) was appointed. The appointment was approved by the Annual GMS on 22 April 2025, based on the Audit Committee's recommendation through the Board of Commissioners.

The total cost incurred for the audit of the Consolidated Financial Statements in 2025 was Rp9,200 million before OPE (out-of-pocket expense) and 11% VAT.

The Public Accountant and KAP completed their duties independently in accordance with the standard guidelines of the public accounting profession and in accordance with the specified work requirements and audit scope.

Public Accounting Firms as Audit Executor of SMBC Indonesia's Financial Statements

Audited Fiscal year	Public Accounting Firm	Accountant in Charge	Services Provided	Fee (Rp Million)
2025	KAP Siddharta Widjaja & Rekan	Novie, S.E., CPA	Audit of Annual Financial Statements	9,200
2024	KAP Siddharta Widjaja & Rekan	Novie, S.E., CPA	Audit of Annual Financial Statements	9,580
2023	KAP Siddharta Widjaja & Rekan	Novie, S.E., CPA	Audit of Annual and Interim Financial Statements	15,900
2022	KAP Siddharta Widjaja & Rekan	Novie, S.E., CPA	Audit of Financial Statements	8,553
2021	KAP Siddharta Widjaja & Rekan	Liana Lim S.E., CPA	Audit of Financial Statements	8,351

OTHER NON-FINANCIAL AUDIT SERVICES

SMBC Indonesia appointed KAP Siddharta Widjaja & Rekan which is registered with Bank Indonesia and the Financial Services Authority for several Other Non-Financial Audit Services.

Other Non-Financial Audit Services provided during 2025 are as follows:

- Services on Agreed-Upon Procedures (AUP) in the Context of Fulfillment of Custodian Bank Regulations

The total fee for the Non-Financial Audit Services assignment was Rp85 million before OPE (out-of-pocket expense) and 11% VAT.

Internal Audit

The Internal Audit retains the vision to become the management's strategic partner in supporting the Bank's growth to attain the organization's set goals. In carrying out its duties, the Internal Audit has 2 (two) functions.

The first is the assurance function, where the Internal Audit evaluates the governance process, risk management, and effectiveness of the internal control on all aspects of the Bank's activities through the risk-based approach.

Second, the consultative function, where the Internal Audit provides feedback on internal control to other directorates, such as by extending recommendations or suggestions for improvements in various audits conducted, feedback on policy or procedure drafts, feedback on the Bank's main initiatives, and others.

PROFILE



Anke Subandy
Head of Internal Audit

Nationality
Indonesian

Domicile
Jakarta

Age
54 years
old at the end of the 2025 financial year

Basis of Appointment

Appointed by the President Director with the Board of Commissioners' approval since 1 June 2024, through Decree No. PS/BOC/025/V/2024 dated 22 May 2024, concerning the Approval of the Board of Commissioners related to the Replacement of the Head of Internal Audit of PT Bank SMBC Indonesia Tbk.

Educational Background

- 1994-1995 Edith Cowan University, Western Australia - Master of Business Administration.
- 1989-1993 Universitas Tarumanegara, Jakarta - Bachelor of Economic majoring in accountancy.

Work Experience

PT Bank Permata Tbk August 2017-May 2024
- January 2023–May 2024
  Chief of Internal Audit
- August 2017-December 2022
  Executive Vice President – Division Head of Internal Audit

Citibank Indonesia
- September 2015-August 2017
  Senior Vice President – Country Head of Operational Risk Management

PT Bank CIMB Niaga Indonesia March 2012-August 2015
- January 2014-August 2015
  Senior Vice President Internal Audit - Deputy Chief Audit Executive To assist CAE in overall responsibility as Head of Internal Audit CIMB Niaga. Oversight Audit Groups:
- March 2012-December 2013
  Senior Vice President Internal Audit – Credit Audit Group Head Responsible for all audits on products, operations and supports related to the following:

The Hong Kong and Shanghai Banking Corporation - Jakarta July 2005-March 2012
- December 2009-March 2012
  Senior Vice President Internal Audit
- November 2007-November 2009
  Vice President Operational Risk and Controls
- Juni 2007-October 2007
  Assistant Vice President Management Internal Control
- July 2005-June 2007
  Management Internal Control Manager

Work Experience	**ABN AMRO BANK NV. Indonesia** · April 2004-July 2005 Internal Audit Manager **The Hong Kong and Shanghai Banking Corporation – Jakarta** · March 2001-March 2002 Credit Audit Manager **Bank Credit Lyonnais Indonesia – Jakarta June 1996 - April 2001** · August 1998-April 2001 Internal Auditor · June 1997-July 1998 Assistant Manager Corporate Banking · June 1996-May 1997 Management Trainee
Certification	· Certified Internal Auditor (CIA) · Certified Data Protection Officer (CDPO) · Sistem Manajemen Anti Penyuapan (SMAP) · SNI ISO 37001:2016 · Certified Teal Agilist (CTA) · Certified Associate Scrum Master (CASM)
Affiliation	No affiliation with the Board of Directors, Board of Commissioners, and Controlling Shareholders.

APPOINTMENT AND DISMISSAL

The Head of Internal Audit is appointed and dismissed by the President Director with the approval of the Board of Commissioners, taking into consideration the recommendation of the Audit Committee. The appointment and dismissal of the Head of Internal Audit are reported to the Financial Services Authority (OJK)

ORGANIZATION AND POSITION OF THE INTERNAL AUDIT IN THE COMPANY'S STRUCTURE

The Internal Audit is an independent directorate that reports directly to the President Director and functionally to the Board of Commissioners through the Audit Committee. Until the 2025 financial year, the organizational structure of Internal Audit is as illustrated below:

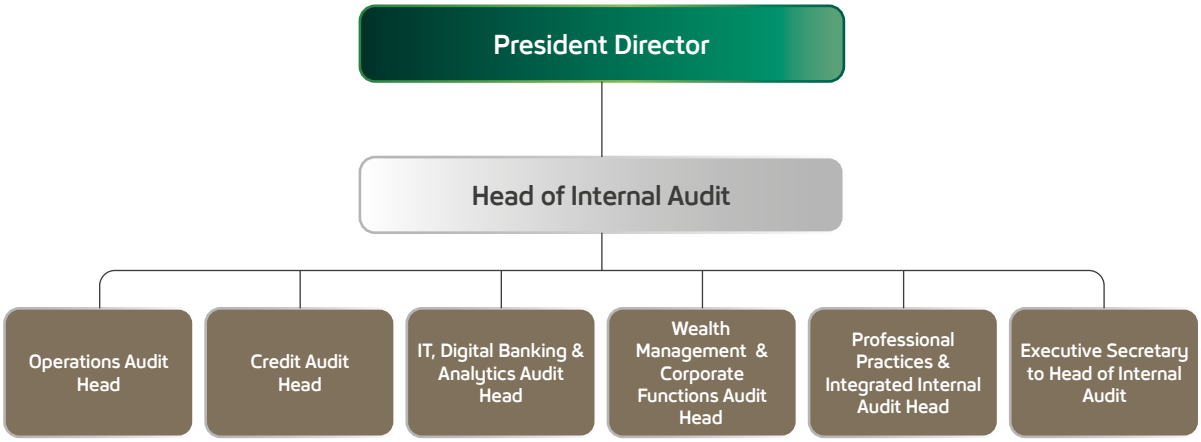

Internal Audit

DUTIES AND RESPONSIBILITIES

The Internal Audit reports all results of the audit implementation, including recommendations for improvement to the President Director, the Audit Committee, and the Board of Commissioners, with a copy to the Director of Compliance. Periodically, the Internal Audit presents the audit results to the Board of Directors and the Audit Committee, as well as provides a summary of the audit results to the President Director, the Board of Directors, and the Audit Committee.

Each year, the Internal Audit also prepares the risk-based Annual Audit Plan related to the Bank's main activities. The Audit Plan is also discussed together with the related Director and Internal Audit Department of Sumitomo Mitsui Banking Corporation (SMBC IADAP) in connection with the audit collaboration plan to align with the directives of the overall business development and to obtain the approval from the President Director, the Audit Committee and the Board of Commissioners.

Details of the general duties and responsibilities of the Internal Audit are as follows:

1. Preparing a risk-based annual audit plan and obtain a review and approval from the President Director, the Audit Committee, and the Board of Commissioners.
2. Communicating the plan to the President Director and the Audit Committee if there are limited resources that might affect the annual audit plan.
3. Reviewing and adjusting the annual audit plan if there are significant changes in the business, risk, operation, program, system, and control. Such changes must acquire the approval of the President Director, the Audit Committee, and the Board of Commissioners.
4. Implementing the approved annual audit plan by analyzing and evaluating the effectiveness of Governance, Risk Management, and Internal Control (GRC) to maximally support the Bank's objectives and goals.
5. Performing consultative audits/reviews of the Bank's new initiatives/products if required by both the management as well as regulators.
6. Identifying possibilities for improvement and increasing the efficiency in the use of resources.
7. Periodically submitting audit reports to the President Director and the Board of Commissioners through the Audit Committee, containing an overview of the audit activities results, with a copy to the Director of Compliance.
8. Monitoring and reporting the progress of the implementation of the audit results follow-up to the President Director, Board of Commissioners, Audit Committee, and Board of Directors.
9. Ensuring that the Bank's Internal Audit function and monitoring of the Internal Audit Function in subsidiaries are effectively running.
10. Working together with other internal control functions, including the external audit to achieve comprehensive audit results.
11. Preparing and reviewing the Internal Audit charter, policies, and procedures periodically.
12. In relation to Integrated Governance and the Bank's role as the Operational Financial Conglomeration Holding Company (PIKK) of the SMBC Financial Conglomeration, the implementation of the Integrated Internal Audit (IA) function carried out by IA includes the following duties and responsibilities, but is not limited to the following:
    - Monitoring the implementation of the Internal Audit (IA) function across all Financial Conglomeration Members
    - Preparing and submitting reports on the implementation of the Integrated Internal Audit (IA) function to the President Director, the Board of Commissioners, and the PIKK Compliance Director.

INTERNAL AUDIT CHARTER

The Internal Audit function is mandated by the Board of Commissioners (Board) which defines the Internal Audit function's authority, roles, and responsibilities and is documented in the Internal Audit Charter. This mandate empowers the Internal Audit function to provide assurance, advice, insight, and objective foresight to the Board of Commissioners (through the Audit Committee) and Management.

The Internal Audit function carries out its mandate by applying a systematic and disciplined approach to evaluate and improve the effectiveness of governance, risk management, and control processes throughout the organization. This Internal Audit Charter is approved by the President Director, Audit Committee, and Board of Commissioners

The preparation of the Internal Audit Charter refers to the Financial Services Authority Regulation No. 1/POJK.03/2019 concerning the Implementation of the Internal Audit Function in Commercial Banks and the Internal Audit professional standards issued by The

Institute Internal Audit (the IIA). Periodically, Internal Audit reviewed and aligned the Charter, as well as its derivative documents such as Internal Audit policies and procedures in accordance with applicable provisions and standards.

HUMAN RESOURCES

Until the end of the 2025 financial year, the number of Internal Audit human resources was 70 people.

Directorate/Division	Total Human Resources
Head of Internal Audit	1
Secretary to Head of Internal Audit	1
Credit Audit	13
IT, Digital Banking and Data Analytics Audit	18
Operations Audit	17
Wealth Management and Corporate Functions Audit	14
Professional Practices and Integrated Internal Audit	6
Total	**70**

QUALIFICATION AND CERTIFICATION

Ownership of Professional Certification

Professional Certification	Total Employee with Certificate
CIA (Certified Internal Auditor)	3
CISA (Certified Information Systems Auditor)	4
CGEIT (Certified in the Governance of Enterprise IT)	1
CRISC (Certified in Risk & Information System Control)	1
CSX (Cyber Security Nexus)	1
ITIL (Information Technology Infrastructure Library)	1
CTA (Certified Teal Agilist)	1
GRCP&A (Certified GRC Professional & Audit)	1
ISC (International Cyber Security)	3
ISO 27001: 2013	1
CFIP (Certified Fraud Investigator Professional)	1
Scrum Master	2
QIA (Qualified Internal Auditor)	8
CBIA (Certified Bank Internal Audit)	18
IIAP (Indonesia Internal Audit Practitioner)	1
CDPO (Certified Data Protection Officer)	3
SMR (Risk Management Certification)	69

Participation in Professional Association

In order to broaden auditors' insights and professional competencies as well as to facilitate the sharing of best practices, Internal Audit enrols its auditors in various professional associations, including the Institute of Internal Auditors (IIA) – Indonesia Chapter, the Information Systems Audit and Control Association (ISACA), and the Ikatan Auditor Intern Bank (IAIB).

Internal Audit also actively participates in the organizational structure of IAIB. Based on the National Congress held on 5 December 2023, the Head of SKAI of SMBC Indonesia was elected as Secretary General of IAIB, and the Head of the Professional Practices and Integrated Internal Audit (PPIIA) Division was elected as Treasurer of IAIB for the 2023–2026 term.

IMPLEMENTATION OF ACTIVITIES IN 2025

As the third line of defence within the Bank's internal control framework, Internal Audit (IA) performs its duties through assurance and advisory engagements. As of 31 December 2025, IA has completed 27 assurance engagements (100%) and 1 (one) advisory engagement.

A review of the conformity of IA practices was conducted in 2025 by the Public Accounting Firm Rintis, Jumadi, Rianto & Rekan, with the result of "Generally Conforms" with POJK and IIA Standards.

Internal Audit

TRAINING AND COMPETENCY DEVELOPMENT

Throughout 2025, all Internal Audit staff successfully completed the mandatory training programs required by the Bank. These mandatory trainings were conducted through e-learning platforms.

In addition, to further enhance the competencies of all Internal Audit staff, regular internal training sessions and knowledge-sharing activities were conducted, including topics such as the Global Internal Audit Standards (GIAS), the Implementation of Internal Control over Financial Reporting (ICoFR), and Personal Data Protection (PDP). The competency development programs attended by Internal Audit throughout 2025 included training on the following topics:

1. **Technology and Data Analysis**
   - ISO/IEC 27001:2022 Awareness
   - Leading Digital Transformation with AI
   - Data-Driven Analytical Thinking

2. **Business and Operational**
   - Multi-Finance Audit
   - Anti-Fraud Management
   - Trade Finance
   - Corporate Business
   - Syariah Banking

3. **Soft Skill**
   - Communicate with Impact
   - Building Confidence through Professional Grooming & Business Etiquette
   - Lean Six Sigma White Belt
   - Leadership

2026 STRATEGIC PLAN

The Internal Audit Annual Work Plan is prepared with due consideration of SMBC Indonesia's strategy and business plan for 2026. The Internal Audit Annual Work Plan adopts a risk-based audit approach, with supervisory focus covering all of the Bank's operational activities.

In accordance with POJK No. 01/POJK.03/2019 concerning the Implementation of the Internal Audit Function in Commercial Banks, which has been effective since 2019, the Head of Internal Audit ensures that the Internal Audit Annual Work Plan is properly planned, implemented, supervised, and monitored, and subsequently reported periodically to the President Director, the Board of Commissioners, and the Audit Committee. To realize its work plan, Internal Audit will continue to enhance auditors' competencies through training, process development by strengthening continuous auditing practices, and leveraging technology through the use of an audit management system for the end-to-end audit engagement process.

In 2026, Internal Audit will carry out assurance and advisory audit engagements in accordance with the established annual audit plan.

Internal Control System

The implementation of the Internal Control System (SPI) within SMBC Indonesia represents a form of continuous oversight by the Bank's management. The system is designed to ensure that all of the Bank's business activities are conducted in compliance with applicable laws and regulations, whether issued by the Government, the Financial Services Authority (OJK), or under the Bank's internal policies and procedures.

The internal control system also plays a role in providing complete, accurate, effective, and timely financial and management information. This is carried out in the context of the following:

1. To support accurate and accountable decision making;
2. To increase the effectiveness and efficiency of the use of assets and other resources in other to protect the Bank from risk of loss;
3. To increase the effectiveness of the risk culture and discipline throughout the Bank's organization in general to identify weaknesses and assess deviations as early as possible; and
4. To reassess the fairness of policies and procedures that exist in the Bank on continuous basis.

The implementation of a reliable and effective internal control system is the responsibility of all parties involved within the Bank's organization, including the following:

1. The Board of Commissioners
2. The Board of Directors
3. The Audit Committee
4. Risk Management Committee
5. Non-Financial Risk Management Committee
6. Risk Monitoring Committee
7. Fraud Committee
8. Compliance Unit
9. Risk Management Work Unit
10. Financial Work Unit
11. Internal Audit Work Unit
12. The Bank's Officers and Employees
13. External Parties

IMPLEMENTATION OF INTERNAL CONTROL

Finance

Providing the Bank's reliable financial reports is guided by an effective internal control system. The adequacy of accounting policies, procedures, and standards that can reflect current actual conditions, including distribution of duties, recording, and administration of transactions, are control factors that can support the realization of reliable and trustworthy financial reports.

Operations

The Board of Directors and the Board of Commissioners are obligated to improve the effectiveness of risk culture and discipline within the Bank's organization and ensure that such matter is embedded in all levels. Thus, this encourages the creation of sound and safe implementation of operational activities.

COMPLIANCE WITH THE LAW

The internal control system implemented by the Bank refers to the Financial Services Authority (SEOJK) Circular Letter No. 35/SEOJK.03/2017 on the Standard Guidelines for Internal Control System in Commercial Banks. Aside from serving as guidelines in financial and operational control, implementing the Bank's internal control also aims to maintain compliance with laws and regulations.

Internal Control System

BOARD OF COMMISSIONERS STATEMENT ON THE ADEQUACY OF THE INTERNAL CONTROL SYSTEM

The Board of Commissioners continuously monitors and provides advice to the Board of Directors in efforts to improve the implementation of the internal control system. Based on the discussion of reports submitted by the Board of Directors through the Risk Monitoring Committee and the Audit Committee, the Board of Commissioners assesses that the internal control system in SMBC Indonesia ("Bank") is operating effectively and satisfactorily in accordance with the provisions of Financial Services Authority Circular Letter Number 36/SEOJK.03/2017 concerning the Implementation of Internal Control System Standards for Commercial Banks and the Internal Control Framework issued by the Committee of Sponsoring Organizations of the Treadway Commission (COSO).

INTERNAL CONTROL REPORT ON BANK'S FINANCIAL INFORMATION AND FINANCIAL REPORT

Bank is committed to complying with the provisions of Financial Services Authority Regulation No. 15 of 2024 concerning the Integrity of Bank Financial Reporting. In this regard, Bank has:

- Established Internal Control policy and procedure for Financial Information and/or Financial Report, with objective to ensure that Bank's financial information and financial report are prepared and presented based on correctness, accuracy, and transparency, and ensured that the financial reports are prepared in accordance with applicable Financial Accounting Standards and Financial Services Authority regulations regarding the recording of financial transactions.
- Established a Special Work Unit (UKK) responsible for ensuring the effective implementation of internal control policies and procedures for Bank's financial information and financial report.

BOARD OF DIRECTORS STATEMENT ON THE ADEQUACY OF INTERNAL CONTROL SYSTEM OF BANK'S FINANCIAL INFORMATION AND FINANCIAL REPORT

Board of Directors continuously monitors the implementation of internal controls over the Bank's financial information and financial report. Based on monitoring results, Board of Directors viewed that Bank has a sound and effective internal control process for financial information and financial report. Bank has policy and procedure for internal control over financial information and financial report in accordance with the provisions of the Financial Services Authority and applicable Financial Accounting Standards. This ensures that the preparation and presentation of Bank's financial report is not indicated to contain any material information or facts that are intentionally incorrect and is free from material misstatements.

Important Cases Faced By Subsidiaries, Members of The Board of Commissioners, and Members of The Board of Directors

COMPANY

During 2025, there were no material legal cases that could have affected SMBC Indonesia's financial statements or liquidity.

SUBSIDIARY

During 2025, there were no material legal cases that could have affected the financial statements or liquidity of SMBC Indonesia's subsidiaries.

BOARD OF COMMISSIONERS AND BOARD OF DIRECTORS

All members of the Board of Commissioners and the Board of Directors of SMBC Indonesia currently in office have never been involved in any civil and/or criminal case and/or dispute, including any other material legal matters.

IMPACT OF LEGAL ISSUES FOR BANKS AND SUBSIDIARIES

All legal issues faced in 2025 do not materially affect the status, position, and continuity of business activities of SMBC Indonesia and its Subsidiaries.

Administrative Sanctions

During 2025, the sanctions imposed are presented in the table below:

No.	Sanction Recipient	Authority	Sanctions/Fines
1	Company	1. Financial Services Authority (OJK)	Rp83,120,000
		2. Bank Indonesia (BI)	Rp127,400,000
		3. Ministry of Finance	Rp1,300,000
2	Board of Directors	-	-
3	Board of Commissioners	-	-

Access to Corporate Information and Data

SMBC Indonesia provides access and convenience to access information regarding the Bank to the stakeholders through various communication media. Among others are as follows:

Information Channel	Address
Website (Bahasa Indonesia and English)	www.smbci.com
Call Center	1500365 (SMBC Indonesia Care) +622180605299/+622124505599 (International Call)
E-mail of Corporate Secretary	corporate.secretary@smbci.com
E-mail of Corporate Communication	corporate.communications@smbci.com
E-mail of Customer Complaint	smbcicare@smbci.com
Disclosure of Information through the Bank's and Indonesia Stock Exchange's website	www.smbci.com dan www.idx.co.id
Press Release	www.smbci.com dan distribusi melalui media
Social Media	Facebook : SMBCI Twitter : @smbc_indonesia Youtube : @smbc.indonesia LinkedIn : PT Bank SMBC Indonesia Tbk Instagram : @smbc.indonesia

Code of Ethics

The code of ethics functions as guidelines for members of the Board of Commissioners, the Board of Directors, Independent Parties, and all employees in expressing their attitudes and behaviour. The Bank always reviews the code of ethics gradually so that it adjusts to development in the laws and regulations, best practices in the industry, and relevant external conditions.

The moral principles underlined in the code of ethics are the main elements of the culture in SMBC Indonesia, which among others, contain the following:

SPEAK YOUR MIND

It is a reporting channel that is safe and guaranteed confidentiality so that employees can disclose issues related to improper behaviour (misconduct) and/or fraud incident.

COMMUNICATION LINK & HELP

In communicating, all SMBC Indonesia employees are expected to use the LInK and HELP principles. LInK stands for Report, Inform and Consult, while HELP stands for Respect, Evaluate, Do and Guide. Both have the purpose and benefit of promoting transparency, timely updates, absence of surprise events that cannot be handled together, upholding mutual trust and enhancing reliability, benefiting from past wisdom and experience.

PRINCIPLES OF THE CODE OF ETHICS

1. Compliance & Risk Management
2. Conflict of Interests

3. Creating Conducive Working Environment
   - 3.1 Fair Treatment of All Employees
   - 3.2 Anti-Discrimination and Harassment
   - 3.3 Safety at Workplace
   - 3.4 Use of Company Facilities
   - 3.5 Activities Outside of the Company
   - 3.6 Use of social media
   - 3.7 LInK and HELP Communication
   - 3.8 KYE Implementation
4. Information Management & Security
5. Relationship with Customers and Stakeholders
   - 5.1 Relationship with Customers, Prospective Customers and Users of Financial Services
   - 5.2 Relationship with Vendors or Business Partner
   - 5.3 Relationship with Regulators
   - 5.4 Relationship with Shareholders and Subsidiaries
   - 5.5 Relationship with Social and Environmental Communities
   - 5.6 Anti- Money Laundering
   - 5.7 Bribery and corruption
   - 5.8 Granting and Receipt of Entertainment and Gift
   - 5.9 Insider Information and Investment Transactions and Private Ownership
   - 5.10 Customer Protection

ENFORCEMENT OF THE CODE OF ETHICS

In line with efforts to implement good corporate governance and, at the same time, to generate behavior that conforms to the Bank's ethical standards, SMBC Indonesia has implemented an Induction Program for executives and new employees on the code of ethics. Moreover, periodically, socialization of the code of ethics is carried out to provide understanding for employees as well as provide strict sanction for any violation of the Code of Ethics.

Statement of the Code of Ethics is Applicable to All Levels of the Organization

Members of the Board of Directors, members of the Board of Commissioners, Independent Parties under the Board of Commissioners, and all employees, without exception, are obliged to read, study, and understand the content of the code of conduct. All internal organizations within the Bank must be willing to adhere to and implement the code of conduct as best possible.

Suppose one is proven to have violated the code of conduct. In that case, the concerned must be willing to be subjected to sanctions in accordance with the regulations applicable to the Bank.

Socialization and Dissemination of the Code of Ethics

Socialization of the code of ethics is conducted through e-mail blasts and means of refreshment through the e-learning system. This activity applies to all levels of the Bank's organization, both newly joined and current employees.

TYPE OF SANCTION FOR VIOLATIONS OF THE CODE OF ETHICS

Several types of violations regulated in the Collective Labor Agreement are Negligence Indiscipline Violations, Failure of Competence Violations, Repeated Failure of Competence Violations, Minor Violations, Repeated Violations, General Major Violations, Major Violations of the Fraud Category.

Number of Violations of the Code of Ethics

Type of Violation	Number of Violation	Sanction Category
Urgent Violations or Fraud-Related Violations	4	Warning Letter 1
	0	Warning Letter 2
	13	First and Last Warning Letter (SPPT)
Disciplinary Violations (Violations due to negligence, performance-related shortcomings, and other non-fraud violations)	485	Reprimand Letter
	296	Warning Letter 1
	81	Warning Letter 2
	46	First and Last Warning Letter and Warning Letter 3

Price Sensitive Information
Personal Account Dealing

SMBC Indonesia has policies and procedures related to the management of information that has a material impact on the price or value of a security that is not generally available (confidential/non-public), which applies to the Board of Commissioners, Board of Directors, and employees.

This treatment covers not only the Bank's marketable securities but also securities of the parent company or controlling shareholder, as well as other companies whether they are customers, business partners, or other companies in a corporate action.

Actions to be taken by the Board of Commissioners, the Board of Directors, and employees with an object-based approach to securities are as follows:

Type of Securities	Approach Taken
Object of Securities containing non-public information (PSI)	Actions taken with respect to Private Investment/Property (PAD)
• SMFG • SMBC	Prohibited from buying and selling SMFG and SMBC securities, except under the Company order
• SMBC Indonesia • BTPN Syariah	Taking into account the categories of Covered Parties who have access to non-public information (Covered Person) and within a certain period (Black Out Period)
Other Companies	Carrying out the PSI procedure includes reporting the name of the company as well as employees who have access, hence being bound by the PSI for a certain period until the PSI is revoked. Companies involved in a project should have the parties involved sign an NDA.

Governance in Procurement
of Goods and Services

Procurement of goods and/or services in the Bank is an activity to obtain goods and/or services. The process starts from planning the needs to completing all activities to obtain the goods and/or services.

PROCUREMENT PRINCIPLE

The applied principles in the procurement of goods and services are characteristic effective, efficient, open, transparent, competitive, fair, and accountable.

PROCUREMENT MECHANISM

Procurement of corporate goods and/or services is centralized at the Head Office. Meanwhile, the procurement of general goods and/or services with a certain limit may be conducted by the Branch Office or Regional Office.

Reporting of Violations System

SMBC Indonesia is committed to always maintaining the integrity and trust provided by customers. For this purpose, the Bank retains the means and system for submitting reports if violations occur, namely the Whistleblowing System (WBS). SMBC Indonesia's Whistleblowing System is a reporting media to convey allegations or incidents related to fraudulent acts (fraud), violations of the law, company regulations, and code of ethics, as well as conflicts of interest committed by the Bank's internal parties.

Reports are made in good faith and are not of personal grievances or slander to create a clean and transparent business environment.

REPORTING MECHANISM

The Bank has WBS channels that can be accessed by internal and external parties to submit reports as follows:

- **Internal parties:** Face to face meeting, telephone, letter, e-mail and WhatsApp messaging application.
- **External parties:** Letter, e-mail and WhatsApp messaging application.

The WBS reporting mechanism generally includes:

1. Reporting by the Whistleblower (submission of reports/information must be within 1x24 hours since the discovery of the alleged/act of fraud);
2. Follow-Up on the Report (Identification, analysis, investigation);
3. Documentation (Reports on fraud indication, Report on Investigation Results); and
4. Maintaining confidentiality (all parties are responsible for maintaining the confidentiality of the identity of the whistleblowers).

PROTECTION FOR THE WHISTLEBLOWER

Under certain conditions, the Bank may provide legal protection to the whistleblower as a form of security and safety against all forms of pressure, threats, or intimidation (such as dismissal, unfair treatment, and others) in relation to the report submitted through the WBS channel. Legal protection can be provided to the nuclear family of the whistleblower (husband/wife and children) with certain considerations by the Bank.

COMPLAINT MANAGER

The Anti Financial Crime (AFC) Division is the responsible unit in charge of managing complaints from whistleblowers including in following up with related work units as well as conducting monitoring of the follow-ups.

TYPE OF SANCTIONS FOR VIOLATORS

Violation of confidentiality and protection will be subject to sanctions that are in accordance with applicable regulations.

Handling of Fraud-Related Complaints Received through the Whistleblowing System (WBS) and Their Follow-Up in 2025

Number of Complaint	Status			
	Followed-up	In Follow-up Process	Not Yet Processed with Follow-up	Not Required to be Followed
61	56	5	0	0

Policy on Anti-Corruption and Bribery

SMBC Indonesia has zero tolerance for corruption and all forms of bribery (including to or from customers, business partners, government officials, employees). Violations of such matters may be processed civilly or criminally in accordance with applicable provisions.

PROGRAMS AND PROCEDURES TO MANAGE/SOLVE PRACTICES OF CORRUPTION AND-BRIBERY

The Bank has an Anti-Bribery and Corruption Policy that includes the Bank's commitment to anti-corruption and anti-bribery actions. Furthermore, each work unit can establish specific provisions in its procedures to prevent Corruption and Bribery actions according to its respective fields of work, including:

1. Management of giving and receiving Entertainment and or Gifts
2. Determination of agreement clauses with third parties/service providers
3. Procurement process of goods and services by vendors
4. Employee recruitment process/Know Your Employee
5. Implementation of due diligence on Business Partners
6. Fraud prevention in the vulnerability identification/ Fraud Risk Assessment process by the Anti-Financial Crime (AFC) Division by coordinating with other work units.

The Bank requested a statement and commitment from all employees not to commit corruption and bribery and not to violate the Company's internal regulations and applicable laws and regulations related to anticorruption and anti-bribery as stated in the Anti-Fraud Declaration & Integrity Pact and Code of Ethics, and Compliance Declaration every year.

POLICY ON ANTI-CORRUPTION AND BRIBERY

To prevent bribery and gratuities, the Bank has established an Entertainment & Gift (E&G) Procedure and an Entertainment & Gift (E&G) application system, which serves as a monitoring and control tool for the granting and receipt of E&G. Such activities must be declared and submitted for approval to the relevant authorized officer through the E&G application system.

The Compliance Division, or other work units coordinating with the Compliance Division, conducts periodic reviews of E&G activities recorded in the E&G application system and reports the results of such reviews or monitoring.

The Bank has also established a Whistleblowing channel managed by the Anti Financial Crime Division to receive reports of alleged Fraud, including Corruption and Bribery, and to assess such reports as a follow-up measure for resolution, should the suspected fraud be substantiated.

TRAINING/SOCILAIZATION ON ANTICORRUPTION AND ANTI-BRIBERY FOR ALL EMPLOYEES

The Bank conducted e-learning, directly or indirectly, which contains materials on how to implement an anti-corruption and anti-bribery culture to all employees, including:

1. e-Learning Compliance Awareness dan Entertainment & Gift (E&G)
2. e-Learning Fraud Awareness
3. e-Learning Operational Risk Management

The Bank also carried out anti-corruption and antibribery publications/campaigns related to fraud and the giving and/or receiving of entertainment/gifts. It was conducted through electronic media (e-mail) to all employees as outlined in Patuh Yuk, SMBC Indonesia Info.

The Bank also implemented communication to increase understanding of anti-bribery and corruption to the Bank's external parties by delivering anti-bribery and corruption reminder letters signed by members of the Board of Directors to Suppliers and Business Partners who have been registered with the relevant Division in the Bank which also contains information regarding the Bank's Whistleblowing channel.

Insider Information Prevention Policy

SMBC Indonesia has established guidelines concerning insider trading and insider information policies applicable to the Board of Directors, the Board of Commissioners, Independent Parties, and employees of the Bank.

These guidelines govern the management of confidential and price-sensitive information (Insider Information/Price Sensitive Information) relating to corporate customers, companies owned by customers, the Bank, and its subsidiaries. The procedures also regulate the buying and selling of securities for investment or personal ownership purposes (personal account dealing).

The Bank imposes a prohibition on insiders from trading SMBC Indonesia shares. With respect to shares of subsidiaries, certain categories of insiders (Covered Persons) are prohibited from conducting share transactions during specific periods determined by the Board of Directors (Blackout Period).

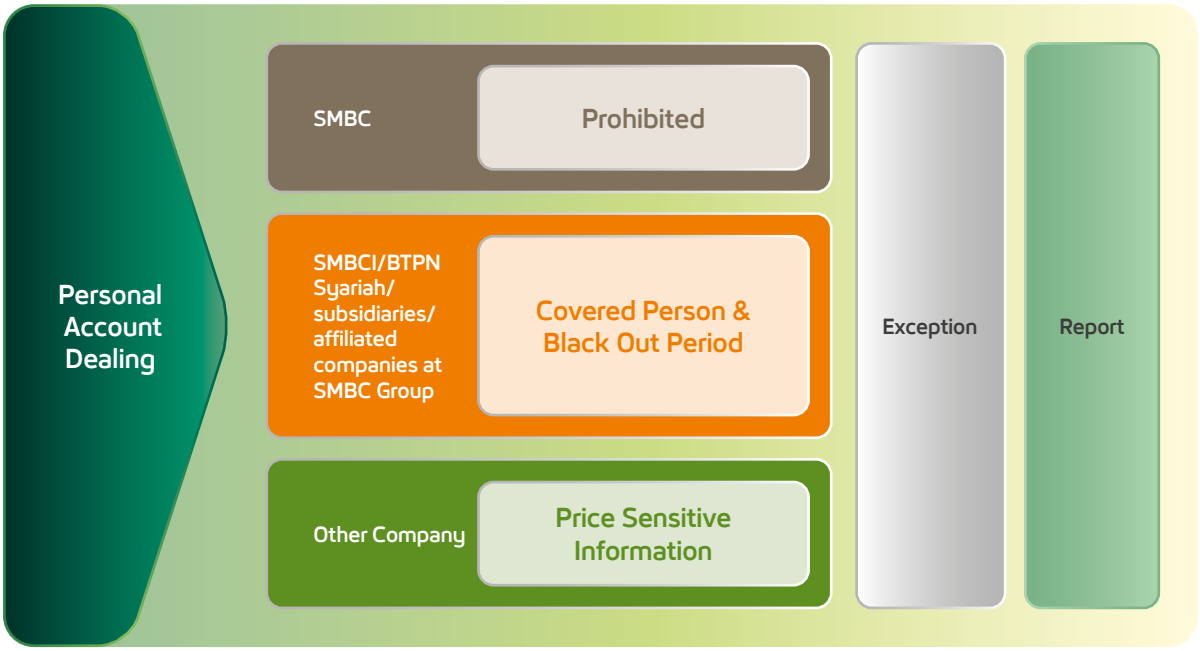

In principle, the procedures stipulate that:

- Members of the Board of Commissioners, the Board of Directors, Independent Parties, and all employees of the Bank are prohibited from trading shares or securities of the parent companies, namely SMBC and SMFG.
- Covered Persons are prohibited from trading shares or securities of SMBC Indonesia and BTPN Syariah during the designated blackout period.
- Members of the Board of Commissioners, the Board of Directors, and all employees of the Bank who receive insider information/price-sensitive information from customers or prospective customers are prohibited from trading shares or securities of such customers or prospective customers.

SMBC Indonesia also provides exceptions to insider transactions in accordance with Financial Services Authority (OJK) Regulation No. 78/POJK.04/2017 concerning Securities Transactions Not Prohibited for Insiders. For the Bank, this governance policy is established to protect the interests of stakeholders while safeguarding integrity and compliance with applicable laws and regulations.

Transparency in Bad Governance Practices

Disclosure	Explanation
Timeliness in publication of financial statements and Annual Report	
Date of publication of the Annual Financial Statements	**3 March 2026** The Company publishes its Annual Financial Report on time as stipulated by regulation.
Date of publication of Annual Report	**1 April 2026** The Company always publishes its Annual Report on time as stipulated by regulations.
Opinion of independent auditor on the company financial statements	Fair without Modification
Has there been insider trading involving directors/commissioners, management, and employees in the last three year?	**No** The Company, including the Board of Commissioners/the Board of Commissioners, Management and employees have never been involved in insider trading case within the last 3 (three) years.
Have there been any significant or material cases of non-compliance with the laws, rules and regulations relating to related party transaction in the last three years?	**No** The Company always complies with provisions of the laws and regulations in transactions with related parties.
Has there been violation of any law relating to labor/employment/ consumer/insolvency/commercial/competition or environmental matters	**No** The Company has never committed any violation of the law relating to labor/employment/consumer/insolvency/commercial/ competition or environmental matters
Is the Company facing sanctions from regulator for not making an announcement within the specified time period for a material event?	**No** The Company always discloses material information to regulators.
Has the company obtained a conviction from the highest tax court regarding any tax matters during the last three years?	**No** The Company has never experience any tax dispute or problem in the last 3 (three) years.
Is there any evidence that the company did not comply with any listing rules and regulations during the past year other than disclosure rules?	The Company complied with all regulations, including those beyond the regulation of Annual Report disclosure.



Social and Environmental Responsibility

Highlights of Sustainability

ECONOMY

ECONOMIC PERFORMANCE HIGHLIGHTS

Company Operating Income*
(in trillion rupiah)

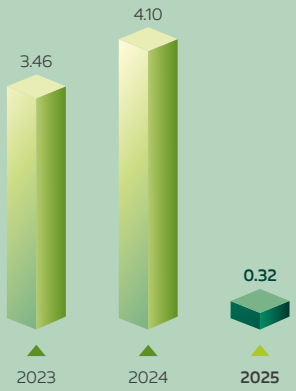

Net Profit*
(in trillion rupiah)

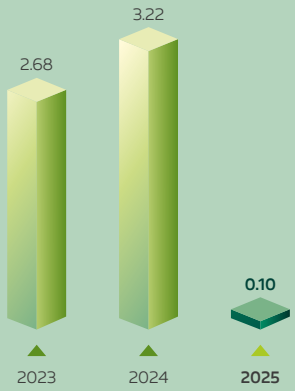

Assets*
(in trillion rupiah)



Customers*
(in million rupiah)

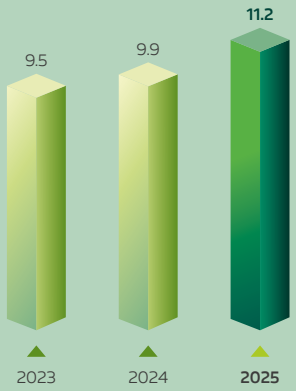

Dividend Payments*
(in billion rupiah)

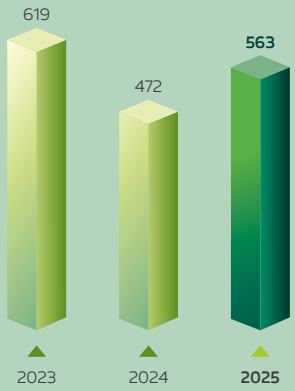

Tax Payments*
(in billion rupiah)

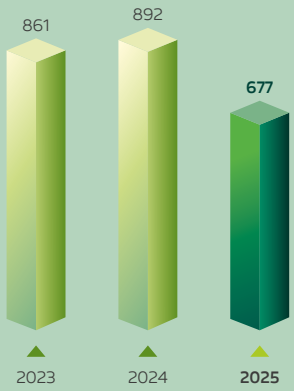

Financing
(in trillion rupiah)

2025

149.9

2024 → **145.94** 2023 → **145.17**

Number of Local Suppliers

2025

110

2024 → **187** 2023 → **273**

Notes
* Consolidated financial data of SMBC Indonesia, including its three other subsidiaries: PT Bank BTPN Syariah Tbk, PT Oto Multiartha (OTO), and PT Summit Oto Finance (SOF).

SUSTAINABLE FINANCE PERFORMANCE

Sustainable Financing by Category of Sustainable Business Activities (KKUB) – POJK

Sustainable Financing from Total Loans (Bank Only)

2025	2024	2023
Rp17.8 trillion	Rp18.1 trillion	Rp13.8 trillion

Percentage of Total Sustainable Financing to Total Loans (Bank Only)

2025	2024	2023
12%	12%	9%

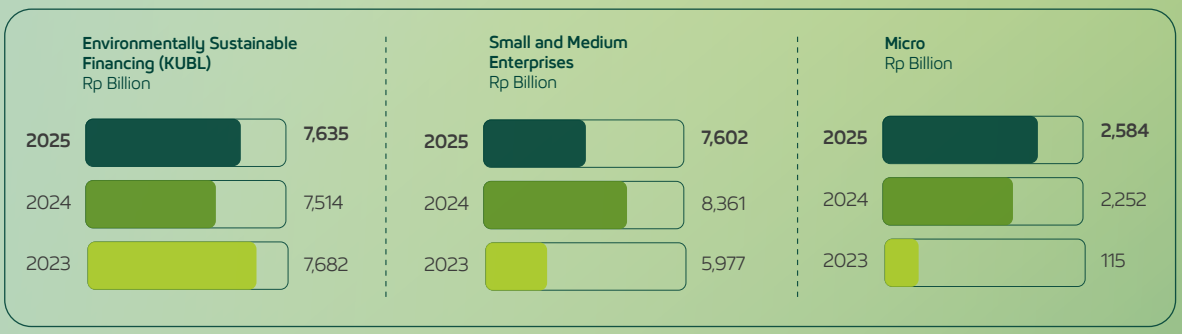

Sustainable Funding Product

ESG Deposit

Rp66.9 billion

Sustainable Investment Product

Reksadana ESG (ESG Mutual Fund)

Rp21.4 billion

Sustainable Financing Products

Sustainability Linked Loan (SLL)	Rp799 billion
Green Loan	Rp1.3 trillion
Social Loan	Rp1.1 trillion

Sustainable Financing Based on Sustainable Business Activity Category (KKUB)

(Rp billion))

691
Renewable Energy

193
Energy Efficiency

4,009
Sustainable Management of Living Natural Resources and Land Use

331
Green Transportation

337
Sustainable Water and Wastewater Management

250
Products that Reduce Resource Use and Generate Less Pollution (Eco-Efficient)

510
Environmentally Friendly Buildings that Meet National, Regional, or Internationally Recognized Standards or Certifications

215
Environmentally Conscious Business Activities and/or Other Related Initiatives

10,185.88
Micro, Small and Medium Enterprises (MSMEs) – Direct Financing

1,100
MSMEs – Indirect Financing

SOCIAL

EMPLOYEES

Number of Employees
(Employees)

2025	6,139
2024	6,491
2023	6,636

Employee Recruitment
(Employees)

2025	428
2024	514
2023	609

Percentage of Female Employees
(%)

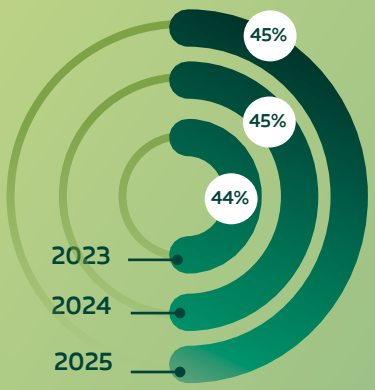

Permanent Employee Turnover Rate
(%)

2025	11.1%
2024	8.5%
2023	12.4%

78 Employee Engagement Survey Score

PELATIHAN DAN SOSIALISASI

Average Training Hours
(Hours/Employees)

2025	38
2024	35
2023	39

Number of Participants in Anti-Fraud Trainings
(Employees)

2025	6,022
2024	6,162
2023	6,359

Sustainability Training
(Events)

2025	72
2024	53
2023	6

CORPORATE SOCIAL RESPONSIBILITY (CSR) ACTIVITIES

Number of Financial Literacy Participants
(Participants)

2025	>31.4 Million
2024	>8.6 Million
2023	>2.7 Million

Daya.id Website Visitors
(Visitors)

2025	>2.5 Million
2024	>1.9 Million
2023	>2.3 Million

CSR Total Fund
(Rp billion)

2025	3.19
2024	3.42
2023	2.88

CSR Beneficiaries
(Participants)

2025	>36.9 Million*
2024	>10.3 Million
2023	>5.6 Million

FINANCIAL INCLUSION

Number of MSME Customers
(Customers)

2025	18,209
2024	17,880
2023	39,458

Number of Female Customers
(Customers)

2025	945
2024	896
2023	965

Total Donations Via Jenius App
(Transactions)

2025	25,880
2024	26,270

Customer Satisfaction Rate
(%)

2025	91%
2024	91%
2023	75%

Customer Complaint Resolution Rate

2025	48,059 (99%)
2024	62,759 (99%)
2023	63,215 (97%)

SMBC Indonesia promotes community well-being and inclusive economic growth through KKUB financing, MSME and women empowerment, financial literacy, and job creation. Recognizing potential negative impacts, such as limited access to financing and emissions or waste effects on communities, SMBC Indonesia implements sustainable banking policies and practices to encourage customers to conduct economic activities responsibly.

ENVIRONMENTAL

Energy Usage
(GJ)

2025	76,281.05
2024	94,863.48
2023	100,404.04

Energy Consumption Intensity/Employee
(GJ/Employee)

2025	12,43
2024	14.61
2023	15.13

Emission Reduction*
($tonCO_2eq$)

2025	2.26
2024	2.32
2023	2.85

Emission Intensity*
($tonCO_2eq$)

2025	1,131.96
2024	3,908.17**
2023	304.00

* The calculation of emissions intensity and reductions includes Scope 1 and Scope 2 GHG emissions after adjustments for the use of RECs under Scope 2.
** Update to 2024 data due to changes in Scope 2 emissions data.

Scope 1 Emissions
($tonCo_2eq$)

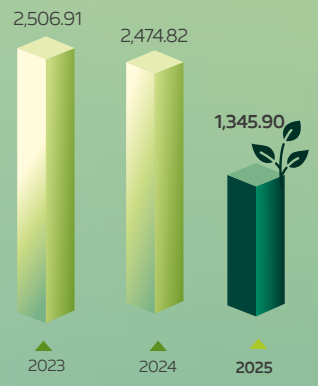

Scope 2 Emissions
($tonCo_2eq$)

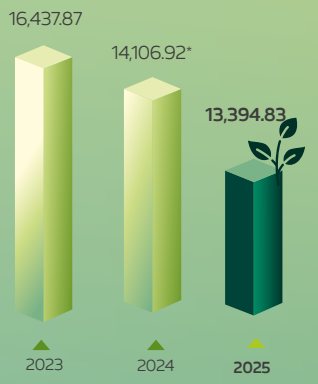

* Restatement of the 2024 data followed a review and correction of the previous calculation process, resulting in a non-material decrease compared to the data previously reported.

Scope 3 Emissions Non-Financed Emission
($tonCo_2eq$)

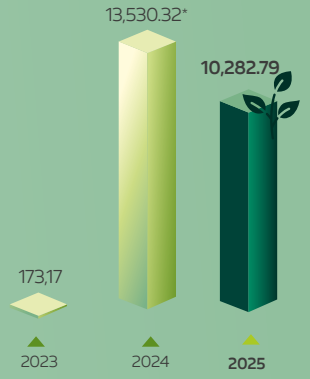

* In 2024, SMBC Indonesia began calculating Scope 3 emissions for several additional categories, namely Scope 3 Categories 1, 2, 3, 5, and 7. This was undertaken as part of an enhancement to the emissions calculation.

Scope 3 Emissions Financed Emission*
($tonCo_2eq$)

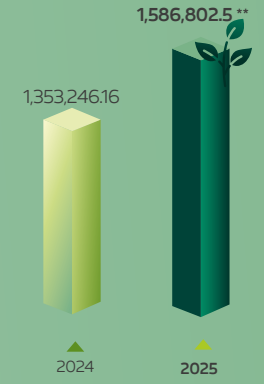

* Financed emissions data is presented with a one-year lag from the reporting period due to limitations in the availability of debtor data.
** Financed emission in 2024 increased due to the expansion of the Bank's portfolio coverage.

Paper Usage
(Reams)

2025	46,356
2024	59,361
2023	49,204

Reduction in Paper Usage
(Reams)

2025	-13,005
2024	+10,157
2023	1,644

TREE PLANTING INITIATIVE

2025	1,971
2024	1,500
2023	625

10% of total bankwide electricity costs (961 units)

Total Usage of Renewable Energy Certificates (REC)

3 Electric Vehicle Unit

1 Solar Panel Installation Unit at the Gunung Sahari Branch Office, Jakarta

Installed and effective since 2024

1 Electric Vehicle Charging Station (EVCS) at the Diponegoro Branch Office, Surabaya, East Java

GOVERNANCE

Number of Whistleblowing Reports Received
(Cases)

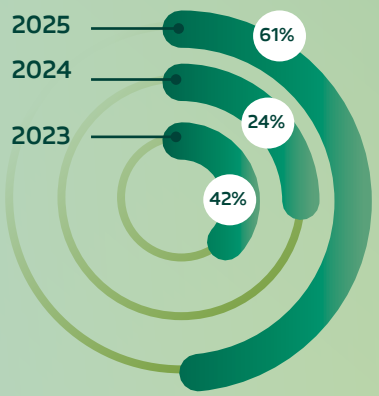

Percentage of Whistleblowing Reports Resolved
(%)

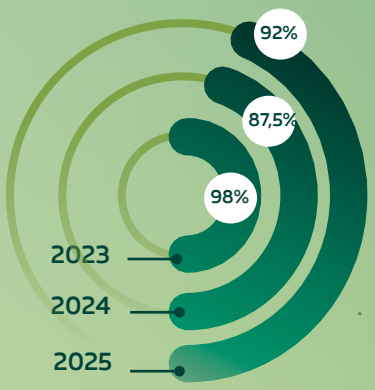

* There was a data adjustment in 2024 due to recalculation. Consequently, the 2024 figures reported this year are lower than those disclosed in the previous year's report.

ASEAN Corporate Governance Scorecard
(Points)

2025

107.15 Points
with a predicate of "Leadership in Corporate Governance" or Level 5 (over 100)

2024

108.22 Points
with a predicate of "Leadership in Corporate Governance" or Level 5 (over 100)

2023

99.19 Points
with a predicate of "Very Good" or Level 4 (90-99.99)

IT & Data Security Certifications

2025

ISO/IEC 27001:2022

Scope as per SOA:
The Information Security Management in The Development and Operations in Provision of JENIUS System

2024

ISO/IEC 27001:2022

Scope as per SOA:
The Information Security Management in The Development and Operations of JENIUS System

Risk Management Implementation Report for Operational Risk

Bank Name : PT Bank SMBC Indonesia Tbk (Individual)
Reporting Year : 2025/(Audited)

1 Explanation of regulations, policies and/or guidelines related to risk management for Operational Risk.

PT Bank SMBC Indonesia Tbk (SMBC Indonesia) hereinafter referred to as "Bank" has policies and procedures for operational risk management. These policies and procedures are reviewed periodically with consider any changes in Bank's internal and external factors, especially related to regulatory requirement. All work units in Bank must be guided by these policies and procedures in carrying out their daily operational activities.

Policies and procedures related for Operational Risk Management are:

- Operational Risk Management Policy
- Business Continuity Management Policy
- Insurance Management Policy
- Third-Party Risk Management Policy
- Internal Control Policy for Financial Information and/or Financial Reports
- Data Governance and Management Policy
- Key Control Self-Assessment (KCSA) procedure
- Key Risk Indicator (KRI) procedure
- Event Registration and Booking of Operational Risk (RLED) procedure
- Significant Incident Notification Protocol (SINP) procedure
- Operational Risk Assessment (KRO) Procedure
- Internal Control and Risk (ICR) implementation procedure
- Risk Grading Matrix (RGM) and Process Risk Control (PRC) procedure
- Non Financial Risk Appetite (ORA) procedure
- Risk Acceptance (RA) Procedure
- Information Management and Security procedure
- Risk Control Meeting (RCM) procedure
- Business Impact Analysis (BIA) and Business Continuity Plan (BCP) procedure
- Incident Management Plan (IMP) procedure
- Initiative Management procedure
- 2nd LoD Roles and responsibilities procedure
- Internal Control Procedures for Financial Information and/or Financial Reports
- Funding Products & Services Procedures

2 Explanation of the structure and organization of management and control function related to Operational Risk.

Bank using 3 lines of defense model to divide the role and responsibilities of each party within the Bank's organization for the implementation of Operational Risk Management.

In the first line of defense, all business and support functions work unit as risk owners who are directly responsible for the implementation of operational risk management. In its implementation, the work unit is supported by Business Risk. Besides supported by Business Risk, at the operational level Bank has ICR (Internal Control & Risk) function that responsible to support related work unit in managing their daily operational risk.

The role and responsibilities of business and support functions work unit are:

- Identify and register all operational inherent risks in each product, service, process, and initiative.
- Record risk events and book operational risk losses or fraud and recovery.
- Compliantly report fraud indications or incidents
- Follow-up action for operational or fraud risk events and its completion.
- Carry out all operational risk management Strategy program that has determined by OFRM Division.

The role and responsibilities of the ICR (Internal Control & Risk) function are:

- Act as coordinator in the implementation and completion of operational risk management implementation programs in their respective areas.
- Assist work units in providing operational risk and fraud review.
- Assist work units in issue resolution or operational risk events and fraud.
- Conduct inspections and report each finding to the relevant parties.
- Monitor follow-up action and resolution of each identified finding
- Act as PIC to coordinate with the ORM and Internal Audit Divisions and other related work units in implementing operational risk management

In the second line of defense, is Operational & Fraud Risk Management (OFRM) Division which has direct reporting line to the Head of Risk Management, responsible for operational and fraud risk managemen.

The roles and responsibilities of the ORM Division are:

- Create and develop operational risk management and Anti Fraud Strategy policies, procedures and tools.
- Create operational risk management and Anti Fraud Strategy implementation programs.
- Provide socialization and training on operational risk management and Anti Fraud Strategy to work units.
- Support work units in providing operational and fraud risk review.
- Create operational and fraud risk report to management and regulator.
- Monitoring the implementation of operational risk management and Anti Fraud Strategy in Bank.
- Create and develop ICRS (Internal Risk & Control system) as application used to manage operational risk in Bank.

In the third line of defense, is Internal Audit to conduct inspection and evaluation of governance and implementation of operational risk management. Examination is carried out on the first line of defense and the second line of defense.

The Board of Commissioners and Directors supervise the implementation of Operational Risk Management through the Risk Monitoring Committee and Risk Management Committee which are conducted regularly.

The roles and responsibilities of the Board of Commissioners are:

- Evaluate and approve policies and strategic plans for the implementation of operational risk management and Anti Fraud Strategy.
- Monitor Non Financial Risk Appetite
- Direct the implementation of operational risk management

The roles and responsibilities of Directors are:

- Ensure the adequacy of the organizational structure and human resource for the implementation of operational risk management in their respective areas.
- Ensure the implementation of operational risk management and Anti Fraud Strategy program has been carried out.
- Monitor and ensure follow-up resolution of any operational issues or risk event and fraud event.
- Develop awareness culture of operational risk and Anti Fraud Strategy.

3 Explanation of the measurement system for Operational Risk (covering system and data used to calculate Operational Risk to estimate the capital charge for Operational Risk).

Bank calculates capital charges for operational risk using standardized approach starting year 2023 in accordance with regulatory requirement. Bank has RWA (Risk Weighted Asset) system to support in calculating capital charges for operational risk. Based on existing data sources, the RWA system will automatically calculate the capital charges for operational risk based on formula determined by the regulator based on business indicator components and historical operational risk loss data. The calculation result from the system can also be adjusted manually if necessary.

4 Explanation of the scope and main coverage of the reporting framework for Operational Risk for executive officers and directors of the Bank.

Bank has reports addressed to the BoM (Board of Management) and the Bank's Directors in monitoring operational risks both at the Bank level and at the respective Directorates. The data sources in making these reports are mostly supported by the ICRS (Internal Control & Risk System) application owned by Bank which functioned as central database and is also used for operational risk management in all work units.

At the Bank level, discussions regarding operational risks will be submitted to the Board of Directors and BoM through the Risk Management Committee and to Board of Commissioners through the Risk Monitoring Committee. At the directorate level, discussions related to operational risks will be conveyed to the Board of Directors, BoM and Division Heads through RCM (Risk Control Meeting) meetings which are held quarterly.

The discussion regarding operational risks conveyed through the Risk Management Committee and Risk Monitoring Committee is as follows (but not limited:

- Non Financial Risk Appetite
- Key Highlights of operational risk/fraud incidents along with losses and recovery
- Key Risk Indicators (KRI)
- Risk Acceptance
- Top & Emerging Risk (Non Financial Risk)
- Results of Key Control Self-Assessment (KCSA) implementation

5 Explanation of risk mitigation and risk transfer used in management for Operational Risk. This includes mitigation by issuing policies (such as policies for risk culture, risk acceptance, and outsourcing), by divesting high-risk businesses, and by establishing control functions. The remaining exposure can be absorbed by the Bank or for risk transfer. For example, the impact of operational losses can be mitigated by insurance.

In term of risk mitigation and risk transfer for Operational Risk Management, Bank has several risk control methods that are carried out at ongoing basis to ensure that every potential operational risk arising from business and operational activities is managed appropriately and does not exceed the acceptable limits.

Several of risk mitigation and risk transfer method used are:

- Identify and measure operational inherent risks in all work units.
- Conduct operational risk review on new and developed products, services, systems and activities before being implemented to ensure adequate controls.
- Ensure adequate policies and procedures to carry out every process and activity carried out in all business work units and supporting functions.
- Conduct ongoing evaluations to assess the effectiveness of control adequacy and record and correct any deviations that occurs.
- Conduct analysis in terms of risk transfer to transfer potential operational risks that may occur to other parties, such as through insurance protection.
- Ensure the readiness of Business Continuity Management (BCM) for all critical work units.

Bank Name : PT Bank SMBC Indonesia Tbk (Consolidated)
Reporting Year : 2025/(Audited)

1 Explanation of regulations, policies and/or guidelines related to risk management for Operational Risk.

BTPN (hereinafter referred to as "Bank") and BTPN Syariah (hereinafter referred to as "BTPNS") as subsidiaries have policies and procedures for operational risk management. These policies and procedures are reviewed periodically with consider any changes in Bank and BTPNS's internal and external factors, especially related to to regulatory requirement. All work units in Bank and BTPNS must be guided by these policies and procedures in carrying out their daily operational activities.

Policies and procedures related for Operational Risk Management are:

- Operational Risk Management Policy
- Business Continuity Management Policy
- Insurance Management Policy
- Third-Party Risk Management Policy
- Internal Control Policy for Financial Information and/or Financial Reports
- Data Governance and Management Policy
- Key Control Self-Assessment (KCSA) procedure
- Key Risk Indicator (KRI) procedure
- Event Registration and Booking of Operational Risk (RLED) procedure
- Significant Incident Notification Protocol (SINP) procedure
- Operational & Fraud Risk Assessment (KROF) procedure
- Internal Control and Risk (ICR) implementation procedure
- Risk Grading Matrix (RGM) and Process Risk Control (PRC) procedure
- Non Financial Risk Appetite (ORA) procedure
- Risk Acceptance (RA) Procedure
- Information Management and Security procedure
- Risk Control Meeting (RCM) procedure
- Business Impact Analysis (BIA) and Business Continuity Plan (BCP) procedure
- Incident Management Plan (IMP) procedure
- Initiative Management procedure
- 2nd LoD Roles and responsibilities procedure
- Internal Control Procedures for Financial Information and/or Financial Reports
- Funding Products & Services Procedures

Policies and procedures related to Operational Risk Management in BTPNS are:

- Operational Risk Management Policy
- Business Continuity Management Policy
- Anti Fraud Strategy Policy
- Business Impact Analysis Procedure
- Business Continuity Plan procedure
- Process Risk Control (PRC) Procedure
- Key Control Self-Assessment (KCSA) Procedure
- Key Risk Indicator (KRI) procedure
- Operational Risk Event Management Procedure
- Quality Assurance (QA) Framework Procedure
- Anti Fraud Strategy Procedure
- Investigation Procedure
- Whistleblowing Procedure

Policies and procedures related to Operational Risk Management at OTO SOF include:

- Policy on Guidelines for Implementing Anti-Fraud Strategy
- Policy on Implementing Anti-Bribery/ Gratification and Corruption
- Policy on Declaration of Anti-Bribery/ Gratification and Corruption
- Policy on Investment Committee
- Policy on Guidelines for Implementing Anti-Money Laundering, Prevention of Terrorism Funding, and Prevention of Funding for Proliferation of Weapons of Mass Destruction
- Policy on Business Quality Control Department
- Policy on Guidelines for Implementing Risk Management
- Policy on Guidelines for Implementing Risk Management in the Use of Information Technology
- Policy on Guidelines for Implementing Whistleblowing System
- Policy on Business Continuity Plan (BCP)
- Policy on IT Disaster Recovery Plan (DRP)
- Policy on Security Operation Center (SOC)
- Policy on Determining Risk Limits in the Framework of Implementing Risk Management
- Policy on Surveillance
- Policy on Changes in the Amount and Limit of Risk Appetite and Risk Tolerance on Key Risk Indicators (KRI)
- Policy on Guidelines for Recording Incidents and Accounting for Operational Risks

2 Explanation of the structure and organization of management and control function related to Operational Risk.

Bank using 3 lines of defense model to divide the role and responsibilities of each party within the Bank's organization for the implementation of Operational Risk Management.

In the first line of defense, all business and support functions work unit as risk owners who are directly responsible for the implementation of operational risk management. In its implementation, the work unit is supported by Business Risk. Besides supported by Business Risk, at the operational level Bank has ICR (Internal Control & Risk) function that responsible to support related work unit in managing their daily operational risk.

The role and responsibilities of business and support functions work unit are:

- Identify and register all operational inherent risks in each product, service, process, and initiative.
- Record risk events and book operational risk losses or fraud and recovery.
- Compliantly report fraud indication or incidents
- Follow-up action for operational or fraud risk events and its completion.
- Carry out all operational risk management and Anti Fraud Strategy program that has determined by ORM Division.

The role and responsibilities of the ICR (Internal Control & Risk) function are:

- Act as coordinator in the implementation and completion of operational risk management implementation programs in their respective areas.
- Assist work units in providing operational risk and fraud review.
- Assist work units in issue resolution or operational risk events and fraud.
- Conduct inspections and report each finding to the relevant parties.
- Monitor follow-up action and resolution of each identified finding.
- Act as PIC to coordinate with the ORM and Internal Audit Divisions and other related work units in implementing operational risk management

In the second line of defense, is Operational & Fraud Risk Management (OFRM) Division which has direct reporting line to the Head of Risk Management, responsible for operational and fraud risk management.

The roles and responsibilities of the OFRM Division are:

- Create and develop operational risk management and Anti Fraud Strategy policies, procedures and tools.
- Create operational risk management and Anti Fraud Strategy implementation programs.
- Provide socialization and training on operational risk management and Anti Fraud Strategy to work units.
- Support work units in providing operational and fraud risk review.
- Create operational and fraud risk report to management and regulator.
- Monitoring the implementation of operational risk management and Anti Fraud Strategy in Bank.
- Create and develop ICRS (Internal Risk & Control system) as application used to manage operational risk in Bank.

In the third line of defense, is Internal Audit to conduct inspection and evaluation of governance and implementation of operational risk management. Examination is carried out on the first line of defense and the second line of defense.

The Board of Commissioners and Directors supervise the implementation of Operational Risk Management through the Risk Monitoring Committee and Risk Management Committee which are conducted regularly according to Charter.

The roles and responsibilities of the Board of Commissioners are:

- Evaluate and approve policies and strategic plans for the implementation of operational risk management and Anti Fraud Strategy
- Monitor Non Financial Risk Appetite
- Provide direction on the implementation of operational risk management and Anti Fraud Strategy.

The roles and responsibilities of Directors are:

- Ensure the adequacy of the organizational structure and human resource for the implementation of operational risk management in their respective areas.
- Ensure the implementation of operational risk management and Anti Fraud Strategy program has been carried out.
- Monitor and ensure follow-up resolution of any operational issues or risk event and fraud event.
- Develop awareness culture of operational risk and Anti Fraud Strategy.

Adequacy of structure and organization of management and control functions related to Operational Risk at BTPNS is carried out by separating the roles and responsibilities of work units by implementing the 3 line of defense model, namely: (First line of defense) units business work and support functions together with the Quality Assurance (QA) function ensure that activities are carried out in accordance with Bank policies and procedures. (Second line of defense), the Risk Management Work Unit (SKMR) carries out maintenance of the operational risk management methodology and ensures that BTPNS activities comply with regulatory provisions including compliance with sharia principles. (Third line of defense), Internal Audit ensures that all remaining risks (residual risks) are managed properly according to risk appetite & risk tolerance.

The adequacy of the structure and organization of management and control functions related to Operational Risk in OTO & SOF uses Three Lines of Defense, each unit work independently, namely:

The first line of defense, is business and operational functions (risk-taking function). Implemented by units/functions which are at the forefront of implementing Risk Management, with roles and responsibilities includes:

- Convey the inherent risk exposure (inherent risk) contained in each business and operational unit to the Risk Management function on a regular basis.
- Ensure that there is a conducive risk control environment in each business and operational unit.
- Implement established Risk Management policies in carrying out business and operational activities.
- Carry out recommendations from the Risk Management function in order to control risk in each business and operational unit.

The second line of defense, is the Risk Management function. Implemented by the Risk Management function/section in monitoring the implementation of the Risk Management strategy, with roles and responsibilities includes:

- Identifying risks including inherent risks in business activities.
- Develop risk measurement methods that are appropriate to the size and complexity of the business, including designing and implementing the tools needed to implement Risk Management.
- Monitoring the implementation of Risk Management strategies that have been approved by the Board of Directors, including monitoring Risk Management strategies in business and operational functions.
- Monitoring the overall Risk position (composite), per Risk type, and per type of functional activity against predetermined Risk tolerances and limits.
- Conduct regular reviews of the Risk Management process.
- Prepare and submit Risk profile reports to the Board of Directors in charge of the Risk Management function and Risk Management committee on regular basis, where the frequency of reports can be increased if market conditions change rapidly.

The third line of defense is the internal control function or internal audit function. Implemented by the Internal Audit Work Unit (SKAI), with roles and responsibilities includes:

- Ensure compliance at all levels of the Company's organization with established Risk Management policies and procedures.
- Ensure that the effectiveness of the implementation of Risk Management is in accordance with the Risk Management strategy and policy.
- Ensure the effectiveness of the Risk culture in the Company as a whole.

The Board of Director and Board of Commissioner are responsible for the effectiveness of the implementation of Risk Management by supervising the implementation of Risk Management through the Risk Monitoring Committee and the Risk Management Committee which are carried out periodically.

The roles and responsibilities of the Board of Directors & Board of Commissioners include:

- The Board of Director and Board of Commissioner must ensure that the implementation of Risk Management for Operational Risk is carried out effectively and is integrated with the implementation of Risk Management for other areas which may have an impact on the overall Risk profile.
- The Board of Director and Board of Commissioner are responsible for developing an organizational culture that is aware of Operational Risk and fosters commitment to managing Operational Risk in accordance with business strategy.
- The Board of Director creates a culture of objective disclosure of Operational Risks to all elements of the organization so that Operational Risks can be identified quickly and mitigated appropriately.
- The Board of Director ensures that it establishes a reward policy including effective remuneration and punishment that is integrated into the performance assessment system in order to support optimal implementation of Risk Management.
- The Board of Director must ensure that the implementation of authority and responsibility transferred to service providers has been carried out properly and responsibly.
- The Board of Commissioners ensures that the remuneration policy is in accordance with the Risk Management strategy.

3 Explanation of the measurement system for Operational Risk (covering system and data used to calculate Operational Risk to estimate the capital charge for Operational Risk).

Bank calculates capital charges for operational risk using standardized approach starting year 2023 in accordance with regulatory requirement. Bank has RWA (Risk Weighted Asset) system to support in calculating capital charges for operational risk. Based on existing data sources, the RWA system will automatically calculate the capital charges for operational risk based on formula determined by the regulator based on business indicator components and historical operational risk loss data. The calculation result from the system can also be adjusted manually if necessary.

BTPNS as Sharia Bank, in accordance with OJK regulations is still calculating capital charges for operational risks using the Basic Indicator Approach. In the case of the need to calculate capital costs on a consolidated basis, the Bank will request business indicator data and historical operational risk loss data from BTPNS.

OTO and SOF as finance companies are not yet required by the regulator to calculate capital charges for operational risks.

4 Explanation of the scope and main coverage of the reporting framework for Operational Risk for executive officers and directors of the Bank.

Bank has reports addressed to the BoM (Board of Management) and the Bank's Directors in monitoring operational risks both at the Bank level and at the respective Directorates. The data sources in making these reports are mostly supported by the ICRS (Internal Control & Risk System) application owned by Bank which functioned as central database and is also used for operational risk management in all work units.

At the Bank level, discussions regarding operational risks will be submitted to the Board of Directors and BoM through the Risk Management Committee and to Board of Commissioners through the Risk Monitoring Committee. At the directorate level, discussions related to operational risks will be conveyed to the Board of Directors, BoM and Division Heads through RCM (Risk Control Meeting) meetings which are held quarterly.

The discussion regarding operational risks conveyed through the Risk Management Committee and Risk Monitoring Committee is as follows (but not limited):

- Non Financial Risk Appetite Key Highlights of operational risk/fraud incidents along with losses and recovery
- Key Risk Indicators (KRI)
- Risk Acceptance
- Top & Emerging Risk (Non Financial Risk)
- Results of Key Control Self-Assessment (KCSA) implementation

BTPNS also has reports intended for Directors, BoM and Division Head in monitoring operational risk. The data source used for preparing reports has been supported by the ORMS (Operational Risk Management System) application as database for recording operational risk events.

OTO and SOF as finance companies also have reports to the Board of Directors in monitoring operational risks.

5 Explanation of risk mitigation and risk transfer used in management for Operational Risk. This includes mitigation by issuing policies (such as policies for risk culture, risk acceptance, and outsourcing), by divesting high-risk businesses, and by establishing control functions. The remaining exposure can be absorbed by the Bank or for risk transfer. For example, the impact of operational losses can be mitigated by insurance.

In term of risk mitigation and risk transfer for Operational Risk Management, Bank has several risk control methods that are carried out at ongoing basis to ensure that every potential operational risk arising from business and operational activities is managed appropriately and does not exceed the acceptable limits.

Several of risk mitigation and risk transfer method used are:

- Identify and measure operational inherent risks in all work units.
- Conduct operational risk reiew on new and developed products, services, systems and activities before being implemented to ensure adequate controls.
- Ensure adequate policies and procedures to carry out every process and activity carried out in all business work units and supporting functions.
- Conduct ongoing evaluations to assess the effectiveness of control adequacy and record and correct any deviations that occurs.
- Conduct analysis in terms of risk transfer to transfer potential operational risks that may occur to other parties, such as through insurance protection.
- Ensure the readiness of Business Continuity Management (BCM) for all critical work units.

2025 Financial Statements

PT BANK SMBC INDONESIA Tbk
DAN ENTITAS ANAK/*AND SUBSIDIARIES*

LAPORAN KEUANGAN KONSOLIDASIAN/
CONSOLIDATED FINANCIAL STATEMENTS

31 DESEMBER 2025/
31 DECEMBER 2025

DAN/*AND*

TAHUN BERAKHIR 31 DESEMBER 2025/
YEAR ENDED 31 DECEMBER 2025

PT BANK SMBC INDONESIA Tbk
DAN ENTITAS ANAK/*AND SUBSIDIARIES*

ISI	**HAL/ *PAGE***	***CONTENTS***
PERNYATAAN DIREKSI		*DIRECTORS' STATEMENT*
LAPORAN KEUANGAN KONSOLIDASIAN TAHUN BERAKHIR 31 DESEMBER 2025:		*CONSOLIDATED FINANCIAL STATEMENTS YEAR ENDED 31 DECEMBER 2025:*
LAPORAN POSISI KEUANGAN KONSOLIDASIAN	1 - 4	*CONSOLIDATED STATEMENTS OF FINANCIAL POSITION*
LAPORAN LABA RUGI DAN PENGHASILAN KOMPREHENSIF LAIN KONSOLIDASIAN	5 - 6	*CONSOLIDATED STATEMENTS OF PROFIT OR LOSS AND OTHER COMPREHENSIVE INCOME*
LAPORAN PERUBAHAN EKUITAS KONSOLIDASIAN	7 - 8	*CONSOLIDATED STATEMENTS OF CHANGES IN EQUITY*
LAPORAN ARUS KAS KONSOLIDASIAN	9 - 10	*CONSOLIDATED STATEMENTS OF CASH FLOWS*
CATATAN ATAS LAPORAN KEUANGAN KONSOLIDASIAN	11 - 243	*NOTES TO THE CONSOLIDATED FINANCIAL STATEMENTS*
INFORMASI KEUANGAN TAMBAHAN	244 - 252	*SUPPLEMENTARY FINANCIAL INFORMATION*

SMBC

SMBC Group

PT Bank SMBC Indonesia Tbk

Menara SMBC, CBD Mega Kuningan
Jakarta 12950, Indonesia
Tel. +62 21 3255 5555
www.smbc.co.id

SURAT PERNYATAAN DIREKSI TENTANG TANGGUNG JAWAB ATAS LAPORAN KEUANGAN KONSOLIDASIAN TAHUN BERAKHIR 31 DESEMBER 2025 PT BANK SMBC INDONESIA TBK DAN ENTITAS ANAK

Kami yang bertanda tangan di bawah ini:

1. Nama : Hiroshi Mukaeda
   Alamat Kantor : Menara SMBC
   CBD Mega Kuningan
   Jl. Dr. Ide Anak Agung Gde Agung Kav 5.5 - 5.6
   Jakarta 12950
   Alamat Rumah : Pull Permai I Blok W 1 No. 1
   RT 008/RW 002
   Kel. Kembangan Selatan, Kec. Kembangan
   Jakarta Barat
   Nomor Telepon : (021) 30633000
   Jabatan : Direktur Utama

2. Nama : Hamid Tarbiyo
   Alamat Kantor : Menara SMBC
   CBD Mega Kuningan
   Jl. Dr. Ide Anak Agung Gde Agung Kav 5.5 - 5.6
   Jakarta 12950
   Alamat Rumah : Jl. Pegangsaan Indah Barat XI/46
   Kel. Pegangsaan Dua, Kec. Kelapa Gading
   Jakarta Utara
   Nomor Telepon : (021) 30637000
   Jabatan : Direktur

menyatakan bahwa:

1. Kami bertanggung jawab atas penyusunan dan penyajian laporan keuangan konsolidasian PT Bank SMBC Indonesia Tbk dan Entitas Anak.
2. Laporan keuangan konsolidasian PT Bank SMBC Indonesia Tbk dan Entitas Anak telah disusun dan disajikan sesuai dengan Standar Akuntansi Keuangan Indonesia.
3. a. Semua informasi dalam laporan keuangan konsolidasian PT Bank SMBC Indonesia Tbk dan Entitas Anak telah dimuat secara lengkap dan benar; dan
   b. Laporan keuangan konsolidasian PT Bank SMBC Indonesia Tbk dan Entitas Anak tidak mengandung informasi atau fakta material yang tidak benar, dan tidak menghilangkan informasi atau fakta material.
4. Kami bertanggung jawab atas sistem pengendalian internal dalam PT Bank SMBC Indonesia Tbk dan Entitas Anak.

Demikian pernyataan ini dibuat dengan sesungguhnya.

Jakarta,
17 Februari/February 2026

Atas nama dan mewakili Direksi/For and on behalf of the Board of Directors

Hiroshi Mukaeda
Direktur Utama/
President Director

Hamid Tarbiyo
Direktur/
Director

BOARD OF DIRECTORS' STATEMENT REGARDING RESPONSIBILITY FOR THE CONSOLIDATED FINANCIAL STATEMENTS YEAR ENDED 31 DECEMBER 2025 PT BANK SMBC INDONESIA TBK AND SUBSIDIARIES

We, the undersigned:

1. Name : Hiroshi Mukaeda
   Office address : Menara SMBC
   CBD Mega Kuningan
   Jl. Dr. Ide Anak Agung Gde Agung Kav 5.5 - 5.6
   Jakarta 12950
   Residential address : Pull Permai I Blok W 1 No. 1
   RT 008/RW 002
   Kel. Kembangan Selatan, Kec. Kembangan
   Jakarta Barat
   Telephone : (021) 30633000
   Title : President Director

2. Name : Hamid Tarbiyo
   Office address : Menara SMBC
   CBD Mega Kuningan
   Jl. Dr. Ide Anak Agung Gde Agung Kav 5.5 - 5.6
   Jakarta 12950
   Residential address : Jl. Pegangsaan Indah Barat XI/46
   Kel. Pegangsaan Dua, Kec. Kelapa Gading
   Jakarta Utara
   Telephone : (021) 30637000
   Title : Director

declare that:

1. We are responsible for the preparation and presentation of the consolidated financial statements of PT Bank SMBC Indonesia Tbk and Subsidiaries.
2. The consolidated financial statements of PT Bank SMBC Indonesia Tbk and Subsidiaries have been prepared and presented in accordance with Indonesian Financial Accounting Standards.
3. a. All information in the consolidated financial statements of PT Bank SMBC Indonesia Tbk and Subsidiaries has been disclosed in a complete and truthful manner; and
   b. The consolidated financial statements of PT Bank SMBC Indonesia Tbk and Subsidiaries do not contain any incorrect information or material facts, nor omitting information or material facts.
4. We are responsible for PT Bank SMBC Indonesia Tbk and Subsidiaries' internal control system.

Thus this statement is made truthfully.

Hamid Tarbiyo
Director

LAPORAN POSISI KEUANGAN KONSOLIDASIAN
31 DESEMBER 2025 DAN 2024
(Disajikan dalam jutaan Rupiah, kecuali dinyatakan lain)

CONSOLIDATED STATEMENTS OF FINANCIAL POSITION
31 DECEMBER 2025 AND 2024
(Expressed in millions of Rupiah, unless otherwise stated)

	Catatan/ *Notes*	31 Desember/*December* 2025	2024	
ASET				***ASSETS***
Kas	2h, 4	1,246,542	1,379,647	*Cash*
Giro pada Bank Indonesia	2h, 2j, 5	7,915,463	9,443,461	*Current accounts with Bank Indonesia*
Giro pada bank-bank lain:				*Current accounts with other banks*
- Pihak ketiga		717,515	509,209	*Third parties -*
- Pihak berelasi	2g, 40	589,437	525,792	*Related parties -*
Dikurangi: Cadangan kerugian penurunan nilai	2i	(81)	(37)	*Less: Allowance for impairment losses*
	2h, 2j, 6	1,306,871	1,034,964	
Penempatan pada Bank Indonesia dan bank-bank lain		14,922,235	12,694,705	*Placements with Bank Indonesia and other banks*
Pendapatan bunga/marjin yang masih akan diterima		661	1,033	*Accrued interest/margin income*
Dikurangi: Cadangan kerugian penurunan nilai	2i	(69)	(582)	*Less: Allowance for impairment losses*
	2h, 2k, 7	14,922,827	12,695,156	
Efek-efek		25,684,516	27,981,308	*Securities*
Pendapatan bunga/marjin yang masih akan diterima		250,428	193,642	*Accrued interest/margin income*
Dikurangi: Cadangan kerugian penurunan nilai	2i	(71)	(593)	*Less: Allowance for impairment losses*
	2h, 2l, 8	25,934,873	28,174,357	
Efek-efek yang dibeli dengan janji dijual kembali (*reverse repo*)		1,683,826	468,188	*Securities purchased under resale agreements (reverse repo)*
Pendapatan bunga yang masih akan diterima	2i	871	594	*Accrued interest income*
	2h, 2m, 9	1,684,697	468,782	
Tagihan derivatif				*Derivative receivables*
- Pihak ketiga		1,058,395	1,372,880	*Third parties -*
- Pihak berelasi	2g,40	222,477	375,245	*Related parties -*
	2h, 2o, 10	1,280,872	1,748,125	
Tagihan akseptasi		3,793,458	3,334,619	*Acceptance receivables*
Dikurangi: Cadangan kerugian penurunan nilai	2i	(1,272)	(17,078)	*Less: Allowance for impairment losses*
	2h, 2p, 11	3,792,186	3,317,541	
Pinjaman yang diberikan:				*Loans:*
- Pihak ketiga		144,226,759	139,362,461	*Third parties -*
- Pihak berelasi	2g, 40	431,325	437,775	*Related parties -*
Pembiayaan/piutang syariah:				*Sharia financing/receivables:*
- Pihak ketiga		10,352,755	10,171,759	*Third parties -*
Pendapatan bunga/marjin yang masih akan diterima		814,384	762,335	*Accrued interest/margin income*
Dikurangi: Cadangan kerugian penurunan nilai	2i	(3,515,530)	(3,922,680)	*Less: Allowance for impairment losses*
	2h, 2q, 12	152,309,693	146,811,650	
Piutang pembiayaan:				*Financing receivables*:
- Pihak ketiga		30,377,030	29,432,622	*Third parties -*
Dikurangi: Cadangan kerugian penurunan nilai	2i	(3,644,300)	(1,970,930)	*Less: Allowance for impairment losses*
	2r,13	26,732,730	27,461,692	
Dipindahkan		237,126,754	232,535,375	*Carry forward*

Catatan atas laporan keuangan konsolidasian terlampir merupakan bagian yang tidak terpisahkan dari laporan keuangan konsolidasian secara keseluruhan

The accompanying notes to the consolidated financial statements form an integral part of these consolidated financial statements

LAPORAN POSISI KEUANGAN KONSOLIDASIAN
31 DESEMBER 2025 DAN 2024
(Disajikan dalam jutaan Rupiah, kecuali dinyatakan lain)

CONSOLIDATED STATEMENTS OF FINANCIAL POSITION
31 DECEMBER 2025 AND 2024
(Expressed in millions of Rupiah, unless otherwise stated)

	Catatan/ *Notes*	31 Desember/*December* 2025	2024	
ASET (lanjutan)				***ASSETS** (continued)*
Pindahan		237,126,754	232,535,375	*Carried forward*
Penyertaan saham				*Investment in shares*
- Pihak ketiga		4,072	52,785	*Third parties -*
- Pihak berelasi	2g,40	22,500	22,500	*Related parties -*
	2h, 2s	26,572	75,285	
Beban dibayar dimuka	2t, 2ak, 14	978,169	1,075,266	*Prepayments*
Klaim pengembalian pajak	2ae, 15a	568,409	525,930	*Claims for tax refund*
Aset pajak tangguhan	2ae, 15f	703,259	370,403	*Deferred tax assets*
Aset tetap		6,220,651	6,058,147	*Fixed assets*
Dikurangi: Akumulasi penyusutan		(3,915,060)	(3,773,725)	*Less: Accumulated depreciation*
	2u, 2aj, 16	2,305,591	2,284,422	
Aset takberwujud dan *goodwill*				*Intangible assets and goodwill*
- Aset takberwujud		5,275,577	5,097,520	*Intangible assets -*
- *Goodwill*		1,098,209	1,098,209	*Goodwill -*
Dikurangi: Akumulasi amortisasi		(3,715,804)	(3,386,613)	*Less: Accumulated amortization*
	2v, 17	2,657,982	2,809,116	
Aset lain-lain		1,638,506	1,609,959	*Other assets*
Dikurangi: Cadangan kerugian penurunan nilai	2i	(157,077)	(189,329)	*Less: Allowance for impairment losses*
	2h, 2w, 18	1,481,429	1,420,630	
JUMLAH ASET		**245,848,165**	**241,096,427**	***TOTAL ASSETS***
LIABILITAS, DANA SYIRKAH TEMPORER DAN EKUITAS				***LIABILITIES, TEMPORARY SYIRKAH FUNDS AND EQUITY***
LIABILITAS				***LIABILITIES***
Liabilitas segera	2h, 19	84,995	48,898	*Obligations due immediately*
Bagi hasil yang belum dibagikan	2af	19,019	18,825	*Undistributed revenue sharing*
Simpanan nasabah				*Deposits from customers*
- Pihak ketiga		120,758,859	111,396,668	*Third parties -*
- Pihak berelasi	2g, 40	312,470	321,791	*Related parties -*
Beban bunga yang masih harus dibayar		212,699	267,398	*Accrued interest expenses*
	2h, 2x, 20	121,284,028	111,985,857	
Simpanan dari bank-bank lain				*Deposits from other banks*
- Pihak ketiga		841,831	58,472	*Third parties -*
- Pihak berelasi	2g, 40	3,637,817	699,242	*Related parties -*
Beban bunga yang masih harus dibayar		10,364	-	*Accrued interest expenses*
	2h, 2x, 21	4,490,012	757,714	
Liabilitas derivatif				*Derivative payables*
- Pihak ketiga		1,079,112	1,537,568	*Third parties -*
- Pihak berelasi	2g, 40	34,548	21,273	*Related parties -*
	2h, 2o, 10	1,113,660	1,558,841	
Dipindahkan		126,991,714	114,370,135	*Carry forward*

Catatan atas laporan keuangan konsolidasian terlampir merupakan bagian yang tidak terpisahkan dari laporan keuangan konsolidasian secara keseluruhan

The accompanying notes to the consolidated financial statements form an integral part of these consolidated financial statements

LAPORAN POSISI KEUANGAN KONSOLIDASIAN
31 DESEMBER 2025 DAN 2024
(Disajikan dalam jutaan Rupiah, kecuali dinyatakan lain)

CONSOLIDATED STATEMENTS OF FINANCIAL POSITION
31 DECEMBER 2025 AND 2024
(Expressed in millions of Rupiah, unless otherwise stated)

	Catatan/ *Notes*	31 Desember/*December* 2025	2024	
LIABILITAS, DANA SYIRKAH TEMPORER DAN EKUITAS (lanjutan)				***LIABILITIES, TEMPORARY SYIRKAH FUNDS AND EQUITY*** *(continued)*
LIABILITAS (lanjutan)				***LIABILITIES*** *(continued)*
Pindahan		126,991,714	114,370,135	*Carried forward*
Liabilitas akseptasi				*Acceptance payables*
- Pihak ketiga		2,593,524	2,998,823	*Third parties -*
- Pihak berelasi	2g, 40	621,016	163,558	*Related parties -*
	2h, 2p, 11	3,214,540	3,162,381	
Utang pajak:				*Taxes payables:*
- Pajak penghasilan badan		59,067	78,170	*Corporate income tax -*
- Pajak lain-lain		147,794	147,690	*Other taxes -*
	2ae, 15b	206,861	225,860	
Efek-efek yang diterbitkan:				*Securities issued:*
- Utang obligasi	22	6,794,041	2,939,924	*Bonds payable -*
Beban bunga yang masih harus dibayar		29,416	21,117	*Accrued interest expenses*
	1d, 2h, 2y	6,823,457	2,961,041	
Pinjaman yang diterima:				*Borrowings:*
- Pihak ketiga		26,143,984	27,074,681	*Third parties -*
- Pihak berelasi	2g, 40	12,506,250	22,452,525	*Related parties -*
Biaya transaksi yang belum diamortisasi		(80,055)	(113,321)	*Unamortized transaction costs*
Beban bunga yang masih harus dibayar		166,705	244,342	*Accrued interest expenses*
	2h, 2z, 23	38,736,884	49,658,227	
Akrual	2h, 24	462,934	561,383	*Accruals*
Pinjaman subordinasi		3,335,000	3,219,000	*Subordinated loans*
Beban bunga yang masih harus dibayar		10,621	10,069	*Accrued interest expenses*
	2g, 2h, 2ab, 25, 40	3,345,621	3,229,069	
Liabilitas imbalan kerja karyawan:				*Employee benefits liabilities:*
- Imbalan kerja jangka pendek		632,186	613,452	*Short-term employee benefits -*
- Imbalan pascakerja dan imbalan kerja jangka panjang lainnya		611,710	452,955	*Post-employment benefits and - other long-term employee benefits*
	2aa, 26	1,243,896	1,066,407	
Liabilitas sewa	2ai	408,940	335,275	*Lease liabilities*
Liabilitas lain-lain	2h, 2i, 27	1,027,853	1,181,258	*Other liabilities*
JUMLAH LIABILITAS		**182,462,700**	**176,751,036**	***TOTAL LIABILITIES***
DANA SYIRKAH TEMPORER				***TEMPORARY SYIRKAH FUNDS***
Bukan bank				***Non-bank***
Tabungan mudharabah				*Mudharabah saving deposits*
- Pihak ketiga		881,717	972,327	*Third parties -*
- Pihak berelasi	2g, 40	4,918	4,295	*Related parties -*
		886,635	976,622	
Deposito mudharabah				*Mudharabah time deposits*
- Pihak ketiga		9,015,221	8,593,793	*Third parties -*
- Pihak berelasi	2g, 40	27,895	28,937	*Related parties -*
		9,043,116	8,622,730	
JUMLAH DANA SYIRKAH TEMPORER	2ac, 28	**9,929,751**	**9,599,352**	***TOTAL TEMPORARY SYIRKAH FUNDS***

Catatan atas laporan keuangan konsolidasian terlampir merupakan bagian yang tidak terpisahkan dari laporan keuangan konsolidasian secara keseluruhan

The accompanying notes to the consolidated financial statements form an integral part of these consolidated financial statements

LAPORAN POSISI KEUANGAN KONSOLIDASIAN
31 DESEMBER 2025 DAN 2024
(Disajikan dalam jutaan Rupiah, kecuali dinyatakan lain)

CONSOLIDATED STATEMENTS OF FINANCIAL POSITION
31 DECEMBER 2025 AND 2024
(Expressed in millions of Rupiah, unless otherwise stated)

	Catatan/ *Notes*	31 Desember/*December* 2025	2024	
LIABILITAS, DANA SYIRKAH TEMPORER DAN EKUITAS (lanjutan)				***LIABILITIES, TEMPORARY SYIRKAH FUNDS AND EQUITY** (continued)*
EKUITAS				***SHAREHOLDERS' EQUITY***
Ekuitas yang diatribusikan kepada pemilik entitas induk				***Equity attributable to owners of the parent***
Modal saham:				*Share capital:*
Modal dasar Rp 300.000 terdiri dari: 15.000.000.000 saham dengan nilai nominal Rp 20 (nilai penuh) per saham				*Authorized capital of Rp 300,000 consists of: 15,000,000,000 shares with par value of Rp 20 (full amount) per share*
Modal ditempatkan dan disetor penuh sebesar 10.645.945.748 saham (31 Desember 2024: 10.645.945.748 saham)	2ad, 29	212,919	212,919	*Issued and fully paid-up capital of 10,645,945,748 shares (31 December 2024: 10,645,945,748 shares)*
Tambahan modal disetor	1b	17,562,271	17,561,631	*Additional paid-in capital*
Cadangan revaluasi aset tetap	2s	940,515	940,515	*Reserve on revaluation of fixed assets*
Lindung nilai arus kas	10	(194,749)	9,266	*Cash flow hedge*
Cadangan nilai wajar - bersih	2l	45,191	12,646	*Fair value reserve - net*
Transaksi dengan kepentingan non-pengendali	1f	(24,267)	(24,267)	*Transaction with non-controlling interest*
Saldo laba				*Retained earnings*
- Dicadangkan		42,953	42,953	*Appropriated -*
- Belum dicadangkan		28,608,134	28,750,910	*Unappropriated -*
		28,651,087	28,793,863	
Komponen ekuitas lainnya	2ac	260,801	260,801	*Other equity components*
		47,453,768	47,767,374	
Kepentingan non-pengendali	2f	6,001,946	6,978,665	*Non-controlling interest*
JUMLAH EKUITAS		**53,455,714**	**54,746,039**	***TOTAL EQUITY***
JUMLAH LIABILITAS, DANA SYIRKAH TEMPORER DAN EKUITAS		**245,848,165**	**241,096,427**	***TOTAL LIABILITIES, TEMPORARY SYIRKAH FUNDS AND EQUITY***

Catatan atas laporan keuangan konsolidasian terlampir merupakan bagian yang tidak terpisahkan dari laporan keuangan konsolidasian secara keseluruhan

The accompanying notes to the consolidated financial statements form an integral part of these consolidated financial statements

LAPORAN LABA RUGI DAN PENGHASILAN KOMPREHENSIF LAIN KONSOLIDASIAN
TAHUN-TAHUN BERAKHIR
31 DESEMBER 2025 DAN 2024
(Disajikan dalam jutaan Rupiah, kecuali dinyatakan lain)

CONSOLIDATED STATEMENTS OF PROFIT OR LOSS AND OTHER COMPREHENSIVE INCOME
YEARS ENDED
31 DECEMBER 2025 AND 2024
(Expressed in millions of Rupiah, unless otherwise stated)

	Catatan/ *Notes*	Tahun berakhir 31 Desember/ *Years ended 31 December* 2025	2024	
PENDAPATAN DAN BEBAN OPERASIONAL				***OPERATING INCOME AND EXPENSES***
Pendapatan bunga		19,015,916	18,189,958	*Interest income*
Pendapatan syariah		5,219,244	5,398,377	*Sharia income*
	2g, 2af, 31, 40	24,235,160	23,588,335	
Beban bunga		(7,834,273)	(7,875,949)	*Interest expenses*
Beban syariah		(488,984)	(504,104)	*Sharia expenses*
	2g, 2af, 32, 40	(8,323,257)	(8,380,053)	
PENDAPATAN BUNGA DAN SYARIAH BERSIH		15,911,903	15,208,282	***NET INTEREST AND SHARIA INCOME***
Provisi dan komisi:				***Fee and commission:***
Pendapatan provisi dan komisi	2ag,33	2,081,194	1,897,296	*Fee and commission income*
Beban provisi dan komisi	2ag,34	(589,132)	(667,642)	*Fee and commission expense*
		1,492,062	1,229,654	
Pendapatan operasional:				***Operating income:***
Pendapatan operasional lainnya	2ag, 35	596,787	448,733	*Other operating income*
Keuntungan dari selisih kurs dan transaksi derivatif bersih	2e, 2o	438,270	542,691	*Net gains on foreign exchange and derivative transactions*
		1,035,057	991,424	
Beban operasional:				***Operating expenses:***
Beban kepegawaian	2g, 2y, 36, 40	(5,523,545)	(4,850,251)	*Personnel expenses*
Beban umum dan administrasi	37	(3,887,349)	(3,951,282)	*General and administrative expenses*
Pembentukan cadangan kerugian penurunan nilai	2i, 38	(8,046,544)	(3,897,140)	*Allowance for impairment losses*
Beban operasional lainnya	39	(657,666)	(626,670)	*Other operating expenses*
		(18,115,104)	(13,325,343)	
PENDAPATAN OPERASIONAL BERSIH		323,918	4,104,017	***NET OPERATING INCOME***
PENDAPATAN (BEBAN) NON-OPERASIONAL				***NON-OPERATING INCOME (EXPENSES)***
Pendapatan non-operasional		15,503	20,510	*Non-operating income*
Beban non-operasional		(58,094)	(4,054)	*Non-operating expenses*
		(42,591)	16,456	
LABA SEBELUM PAJAK PENGHASILAN		281,327	4,120,473	***INCOME BEFORE INCOME TAX***
BEBAN PAJAK PENGHASILAN	2ae, 15c	(383,456)	(904,233)	***INCOME TAX EXPENSE***
(RUGI) LABA BERSIH		(102,129)	3,216,240	***NET (LOSS) INCOME***

Catatan atas laporan keuangan konsolidasian terlampir merupakan bagian yang tidak terpisahkan dari laporan keuangan konsolidasian secara keseluruhan

The accompanying notes to the consolidated financial statements form an integral part of these consolidated financial statements

LAPORAN LABA RUGI DAN PENGHASILAN KOMPREHENSIF LAIN KONSOLIDASIAN TAHUN-TAHUN BERAKHIR 31 DESEMBER 2025 DAN 2024
(Disajikan dalam jutaan Rupiah, kecuali dinyatakan lain)

CONSOLIDATED STATEMENTS OF PROFIT OR LOSS AND OTHER COMPREHENSIVE INCOME YEARS ENDED 31 DECEMBER 2025 AND 2024
(Expressed in millions of Rupiah, unless otherwise stated)

	Catatan/ *Notes*	Tahun berakhir 31 Desember/ *Years ended 31 December* 2025	2024	
PENGHASILAN KOMPREHENSIF LAIN:				***OTHER COMPREHENSIVE INCOME:***
Pos-pos yang tidak akan direklasifikasi ke laba rugi				***Items that will not be reclassified to profit or loss***
Keuntungan revaluasi aset tetap		-	7,814	*Gain on revaluation of fixed assets*
Pengukuran kembali liabilitas imbalan kerja karyawan		(110,120)	53,366	*Remeasurements of employee benefits liabilities*
Pajak penghasilan terkait pos-pos yang tidak akan direklasifikasi ke laba rugi	15f	24,225	(11,740)	*Income tax relating to items that will not be reclassified to profit or loss*
		(85,895)	49,440	
Pos-pos yang akan direklasifikasi ke laba rugi				***Items that will be reclassified to profit or loss***
Lindung arus kas:	10			*Cash flow hedge:*
Bagian efektif dari perubahan nilai wajar		(274,313)	54,698	*Effective portion of changes in fair value*
Jumlah yang ditransfer ke laba rugi		(115,729)	(30,094)	*Amount transferred to profit or loss*
Keuntungan yang belum direalisasi atas perubahan nilai wajar efek-efek yang diukur pada nilai wajar melalui penghasilan komprehensif lain	2l	41,714	12,563	*Unrealized gains on fair value changes of securities measured at fair value through other comprehensive income*
Pajak penghasilan terkait pos-pos yang akan direklasifikasi ke laba rugi	2ae,15f	56,576	(11,851)	*Income tax relating to items that will be reclassified to profit or loss*
		(291,752)	25,316	
PENGHASILAN KOMPREHENSIF LAIN TAHUN BERJALAN, SETELAH PAJAK PENGHASILAN		(377,647)	74,756	***OTHER COMPREHENSIVE INCOME FOR THE YEAR, NET OF INCOME TAX***
JUMLAH (RUGI) LABA KOMPREHENSIF TAHUN BERJALAN, SETELAH PAJAK		(479,776)	3,290,996	***TOTAL COMPREHENSIVE (LOSS) INCOME FOR THE YEAR, NET OF INCOME TAX***
(RUGI) LABA BERSIH YANG DIATRIBUSIKAN KEPADA:				***NET (LOSS) PROFIT ATTRIBUTABLE TO:***
Pemilik entitas induk		505,557	2,812,986	*Owners of the parent*
Kepentingan non-pengendali		(607,686)	403,254	*Non-controlling interest*
		(102,129)	3,216,240	
JUMLAH (RUGI) LABA KOMPREHENSIF YANG DIATRIBUSIKAN KEPADA:				***TOTAL COMPREHENSIVE (LOSS) INCOME ATTRIBUTABLE TO:***
Pemilik entitas induk		248,351	2,868,590	*Owners of the parent*
Kepentingan non-pengendali		(728,127)	422,406	*Non-controlling interest*
		(479,776)	3,290,996	
LABA BERSIH PER SAHAM (NILAI PENUH)	2ah, 43			***EARNINGS PER SHARE (FULL AMOUNT)***
Dasar		47	279	*Basic*
Dilusian		47	279	*Diluted*

Catatan atas laporan keuangan konsolidasian terlampir merupakan bagian yang tidak terpisahkan dari laporan keuangan konsolidasian secara keseluruhan

The accompanying notes to the consolidated financial statements form an integral part of these consolidated financial statements

PT BANK SMBC INDONESIA Tbk
DAN ENTITAS ANAK/*AND SUBSIDIARIES*

LAPORAN PERUBAHAN EKUITAS KONSOLIDASIAN
TAHUN BERAKHIR 31 DESEMBER 2025 DAN 2024
(Disajikan dalam jutaan Rupiah, kecuali dinyatakan lain)

CONSOLIDATED STATEMENTS OF CHANGES IN EQUITY
YEARS ENDED 31 DECEMBER 2025 AND 2024
(Expressed in millions of Rupiah, unless otherwise stated)

	Catatan/ *Notes*	Diatribusikan kepada pemilik entitas induk/*Attributable to owners of the parent*												
		Modal ditempatkan dan disetor penuh/ *Issued and fully paid-up share capital*	Tambahan modal disetor/ *Additional paid-in capital*	Cadangan revaluasi aset tetap/ *Reserve on revaluation of fixed assets*	Cadangan nilai wajar - bersih/ *Fair value reserve - net*	Lindung nilai arus kas/ *Cash flow hedge*	Transaksi dengan kepentingan non-pengendali/ *Transaction with non-controlling interest*	Saldo laba yang sudah ditentukan penggunaannya/ *Appropriated retained earnings*	Saldo laba yang belum ditentukan penggunaannya/ *Unappropriated retained earnings*	Komponen ekuitas lainnya/ *Other equity components*	Jumlah/ *Total*	Kepentingan non-pengendali/ *Non-controlling interest*	Jumlah ekuitas/ *Total equity*	
Saldo tanggal 1 Januari 2025		**212,919**	**17,561,631**	**940,515**	**12,646**	**9,266**	**(24,267)**	**42,953**	**28,750,910**	**260,801**	**47,767,374**	**6,978,665**	**54,746,039**	***Balance as of 1 January 2025***
Laba (rugi) bersih tahun berjalan		-	-	-	-	-	-	-	505,557	-	505,557	(607,686)	(102,129)	*Net profit (loss) for the year*
Penghasilan komprehensif lainnya, bersih setelah pajak:														*Other comprehensive income, net of tax:*
Lindung nilai arus kas		-	-	-	-	(204,015)	-	-	-	-	(204,015)	(120,274)	(324,289)	*Cash flow hedge*
Perubahan nilai wajar atas aset keuangan yang diukur pada nilai wajar melalui penghasilan komprehensif lain	2l	-	-	-	32,545	-	-	-	-	-	32,545	(8)	32,537	*Changes in fair value of financial assets measured at fair value through other comprehensive income*
Pengukuran kembali liablitas imbalan kerja karyawan		-	-	-	-	-	-	-	(85,736)	-	(85,736)	(159)	(85,895)	*Remeasurement of employee benefits liabilities*
Jumlah laba komprehensif selama tahun berjalan		-	-	-	32,545	(204,015)	-	-	419,821	-	248,351	(728,127)	(479,776)	*Total comprehensive income during the year*
Pembayaran dividen		-	-	-	-	-	-	-	(562,597)	-	(562,597)	(248,616)	(811,213)	*Dividend payment*
Pembayaran kompensasi dari saham tresuri	1c,2ad													*Payments of compensation from treasury shares*
Entitas Anak		-	640	-	-	-	-	-	-	-	640	24	664	*Subsidiary*
Saldo tanggal 31 Desember 2025		**212,919**	**17,562,271**	**940,515**	**45,191**	**(194,749)**	**(24,267)**	**42,953**	**28,608,134**	**260,801**	**47,453,768**	**6,001,946**	**53,455,714**	***Balance as of 31 December 2025***

Catatan atas laporan keuangan konsolidasian terlampir merupakan bagian yang tidak terpisahkan dari laporan keuangan konsolidasian secara keseluruhan

The accompanying notes to the consolidated financial statements form an integral part of these consolidated financial statements

PT BANK SMBC INDONESIA Tbk
DAN ENTITAS ANAK/*AND SUBSIDIARIES*

LAPORAN PERUBAHAN EKUITAS KONSOLIDASIAN
TAHUN BERAKHIR 31 DESEMBER 2025 DAN 2024
(Disajikan dalam jutaan Rupiah, kecuali dinyatakan lain)

CONSOLIDATED STATEMENTS OF CHANGES IN EQUITY
YEARS ENDED 31 DECEMBER 2025 AND 2024
(Expressed in millions of Rupiah, unless otherwise stated)

	Catatan/ *Notes*	Diatribusikan kepada pemilik entitas induk/*Attributable to owners of the parent*													
		Modal ditempatkan dan disetor penuh/ *Issued and fully paid-up share capital*	Tambahan modal disetor/ *Additional paid-in capital*	Cadangan revaluasi aset tetap/ *Reserve on revaluation of fixed assets*	Cadangan nilai wajar - bersih/ *Fair value reserve - net*	Lindung nilai arus kas/ *Cash flow hedge*	Transaksi dengan kepentingan non-pengendali/ *Transaction with non-controlling interest*	Saldo laba yang sudah ditentukan penggunaannya/ *Appropriated retained earnings*	Saldo laba yang belum ditentukan penggunaannya/ *Unappropriated retained earnings*	Komponen ekuitas lainnya/ *Other equity components*	Saham tresuri/ *Treasury shares*	Jumlah/ *Total*	Kepentingan non-pengendali/ *Non-controlling interest*	Jumlah ekuitas/ *Total equity*	
Saldo tanggal 1 Januari 2024		**162,982**	**11,162,238**	**954,224**	**2,906**	**-**	**(24,267)**	**32,596**	**26,369,641**	**260,801**	**(254,695)**	**38,666,426**	**2,616,678**	**41,283,104**	***Balance as of 1 January 2024***
Laba bersih tahun berjalan		-	-	-	-	-	-	-	2,812,986	-	-	2,812,986	403,254	3,216,240	*Net profit for the year*
Penghasilan komprehensif lainnya, bersih setelah pajak:															*Other comprehensive income, net of tax:*
Lindung nilai arus kas		-	-	-	-	9,266	-	-	-	-	-	9,266	6,252	15,518	*Cash flow hedge*
Perubahan nilai wajar atas aset keuangan yang diukur pada nilai wajar melalui penghasilan komprehensif lain	2l	-	-	-	9,740	-	-	-	-	-	-	9,740	58	9,798	*Changes in fair value of financial assets measured at fair value through other comprehensive income*
Revaluasi dan penjualan aset tetap		-	-	(13,709)	-	-	-	-	19,179	-	-	5,470	2,344	7,814	*Revaluation and sales of fixed assets*
Pengukuran kembali liablitas imbalan kerja karyawan		-	-	-	-	-	-	-	31,128	-		31,128	10,498	41,626	*Remeasurement of employee benefits liabilities*
Jumlah laba komprehensif selama tahun berjalan		-	-	(13,709)	9,740	9,266	-	-	2,863,293	-	-	2,868,590	422,406	3,290,996	*Total comprehensive income during the year*
Penambahan cadangan wajib	30	-	-	-	-	-	-	10,357	(10,357)	-	-	-	-	-	*Addition of appropriated retained earnings*
Pembayaran dividen	30	-	-	-	-	-	-	-	(471,667)	-	-	(471,667)	(212,316)	(683,983)	*Dividend payment*
Akuisisi Entitas Anak		-	-	-	-	-	-	-	-	-	-	-	4,151,860	4,151,860	*Acquisition of Subsidiaries*
Right issues	1c	51,783	6,651,061	-	-	-	-	-	-	-	-	6,702,844	-	6,702,844	*Right issues*
Penarikan saham tresuri	1c	(1,846)	(252,849)	-	-	-	-	-	-	-	254,695	-	-	-	*Withdrawal of treasury shares*
Pembayaran kompensasi dari saham tresuri	1c,2ac														*Payments of compensation from treasury shares*
Entitas Anak		-	1,181	-	-	-	-	-	-	-	-	1,181	37	1,218	*Subsidiary*
Saldo tanggal 31 Desember 2024		**212,919**	**17,561,631**	**940,515**	**12,646**	**9,266**	**(24,267)**	**42,953**	**28,750,910**	**260,801**	**-**	**47,767,374**	**6,978,665**	**54,746,039**	***Balance as of 31 December 2024***

Catatan atas laporan keuangan konsolidasian terlampir merupakan bagian yang tidak terpisahkan dari laporan keuangan konsolidasian secara keseluruhan

The accompanying notes to the consolidated financial statements form an integral part of these consolidated financial statements

LAPORAN ARUS KAS KONSOLIDASIAN
TAHUN-TAHUN BERAKHIR
31 DESEMBER 2025 DAN 2024
(Disajikan dalam jutaan Rupiah, kecuali dinyatakan lain)

CONSOLIDATED STATEMENTS OF CASH FLOWS
YEARS ENDED
31 DECEMBER 2025 AND 2024
(Expressed in millions of Rupiah, unless otherwise stated)

	Catatan/ *Notes*	Tahun berakhir 31 Desember/ *Years ended 31 December* 2025	2024	
ARUS KAS DARI AKTIVITAS OPERASI				***CASH FLOWS FROM OPERATING ACTIVITIES***
Penerimaan bunga		18,904,206	18,490,546	*Receipt from interest*
Penerimaan dari pendapatan syariah		5,222,214	5,466,791	*Receipt from sharia income*
Pembayaran beban bunga		(9,557,350)	(8,199,894)	*Payments of interest expense*
Pembayaran hak pihak ketiga atas bagi hasil dana syirkah temporer		(488,790)	(507,230)	*Payments of third parties' shares on return of temporary syirkah funds*
Penerimaan pendapatan operasional lainnya		3,227,372	2,815,370	*Receipt from other operating income*
Penerimaan kembali kredit yang telah dihapusbukukan		181,324	293,357	*Recovery from written-off loans*
Pembayaran beban kepegawaian		(5,456,176)	(4,857,185)	*Payments of personnel expenses*
Pembayaran beban operasional lainnya		(6,326,810)	(6,598,078)	*Payments of other operating expenses*
Penerimaan (pembayaran) lain-lain		(39,756)	36,433	*Other receipts (payments)*
Pembayaran pajak penghasilan badan		(709,303)	(890,297)	*Payments of corporate income tax*
Arus kas sebelum perubahan dalam aset operasi, liabilitas operasi dan dana syirkah temporer		**4,956,931**	**6,049,813**	***Cash flows before changes in operating assets, operating liabilities and temporary syirkah funds***
Perubahan dalam aset operasi, liabilitas operasi, dan dana syirkah temporer:				*Changes in operating assets, operating liabilities, and temporary syirkah funds:*
(Kenaikan) penurunan aset operasi:				*(Increase) decrease in operating assets:*
Tagihan derivatif		77,211	(259,166)	*Derivative receivables*
Tagihan akseptasi		(458,839)	(44,862)	*Acceptance receivables*
Pinjaman yang diberikan		(7,412,457)	3,859,784	*Loans*
Pembiayaan/piutang syariah		(1,058,034)	(458,285)	*Sharia financing/receivables*
Piutang pembiayaan		(4,270,854)	(2,436,082)	*Financing receivables*
Kenaikan (penurunan) liabilitas operasi:				*Increase (decrease) in operating liabilities:*
Liabilitas segera		36,097	(22,708)	*Obligations due immediately*
Simpanan nasabah		9,352,870	13,440,703	*Deposits from customers*
Simpanan dari bank-bank lain		3,721,934	(10,056,924)	*Deposits from other banks*
Liabilitas derivatif		(445,181)	240,216	*Derivative payables*
Liabilitas akseptasi		52,159	838,748	*Acceptance payables*
Kenaikan (penurunan) dana syirkah temporer		330,399	(321,468)	*Increase (decrease) in temporary syirkah funds*
Arus kas bersih diperoleh dari aktivitas operasi		**4,882,236**	**10,829,769**	***Net cash flows provided from operating activities***
ARUS KAS DARI AKTIVITAS INVESTASI				***CASH FLOWS FROM INVESTING ACTIVITIES***
Pembelian efek-efek		(25,493,425)	(28,008,140)	*Purchase of securities*
Penjualan efek-efek		28,180,422	17,302,756	*Proceeds from sale of securities*
Akuisisi entitas anak – setelah dikurangi kas yang diperoleh		-	(5,519,887)	*Acquisition of subsidiaries - net of cash obtained*
Pembelian aset tetap		(307,848)	(228,206)	*Purchases of fixed assets*
Perolehan aset hak guna		-	(18,040)	*Acquisition of right-of-use assets*
Perolehan aset takberwujud	17	(353,295)	(334,594)	*Acquisition of intangible assets*
Hasil dari penjualan aset tetap	16	8,536	41,720	*Proceeds from sale of fixed assets*
Arus kas bersih diperoleh dari (digunakan untuk) aktivitas investasi		**2,034,390**	**(16,764,391)**	***Net cash flows provided from (used in) investing activities***

Catatan atas laporan keuangan konsolidasian terlampir merupakan bagian yang tidak terpisahkan dari laporan keuangan konsolidasian secara keseluruhan

The accompanying notes to the consolidated financial statements form an integral part of these consolidated financial statements

LAPORAN ARUS KAS KONSOLIDASIAN
TAHUN-TAHUN BERAKHIR
31 DESEMBER 2025 DAN 2024
(Disajikan dalam jutaan Rupiah, kecuali dinyatakan lain)

CONSOLIDATED STATEMENTS OF CASH FLOWS
YEARS ENDED
31 DECEMBER 2025 AND 2024
(Expressed in millions of Rupiah, unless otherwise stated)

	Catatan/ *Notes*	Tahun berakhir 31 Desember/ *Years ended 31 December* 2025	2024	
ARUS KAS DARI AKTIVITAS PENDANAAN				***CASH FLOWS FROM FINANCING ACTIVITIES***
Penerimaan atas efek yang diterbitkan		4,116,050	2,451,475	*Proceeds of securities issued*
Pelunasan atas efek yang diterbitkan		(255,270)	(681,000)	*Settlement of securities issued*
Pembayaran biaya emisi atas surat berharga yang diterbitkan		(10,097)	(10,797)	*Payments of emission cost of securities issued*
Penerimaan dari pinjaman yang diterima		13,828,511	14,020,604	*Proceeds from borrowings*
Pembayaran angsuran dan pelunasan pinjaman yang diterima		(23,058,827)	(13,100,624)	*Installment payments and settlement of borrowings*
Hasil *right issues*	1c	-	6,731,742	*Proceeds from right issues*
Biaya emisi *right issues*	1c	-	(28,898)	*Right issues emission fee*
Penjualan saham tresuri ke publik		664	1,218	*Sales of treasury shares to public*
Pembayaran dividen		(811,190)	(683,958)	*Payments of dividend*
Pembayaran pokok liabilitas sewa		(77,217)	(74,885)	*Payments of lease liabilities principals*
Arus kas bersih (digunakan untuk) diperoleh dari aktivitas pendanaan		**(6,267,376)**	**8,624,877**	***Net cash flows (used in) provided from financing activities***
KENAIKAN BERSIH KAS DAN SETARA KAS		649,250	2,690,255	***NET INCREASE IN CASH AND CASH EQUIVALENTS***
DAMPAK PERUBAHAN SELISIH KURS TERHADAP KAS DAN SETARA KAS		(4,454)	4,759	***EFFECT OF EXCHANGE RATE CHANGES ON CASH AND CASH EQUIVALENTS***
SALDO KAS DAN SETARA KAS AWAL TAHUN		26,168,004	23,472,990	***CASH AND CASH EQUIVALENTS AT THE BEGINNING OF THE YEAR***
SALDO KAS DAN SETARA KAS AKHIR TAHUN		26,812,800	26,168,004	***CASH AND CASH EQUIVALENTS AT THE END OF THE YEAR***
Kas dan setara kas terdiri dari:				*Cash and cash equivalents consist of:*
Kas	4	1,246,542	1,379,647	*Cash*
Giro pada Bank Indonesia	5	7,915,463	9,443,461	*Current accounts with Bank Indonesia*
Giro pada bank-bank lain	6	1,306,952	1,035,001	*Current accounts with other banks*
Penempatan pada Bank Indonesia dan bank-bank lain	7a	14,922,235	12,694,705	*Placements with Bank Indonesia and other banks*
Efek-efek	8i	1,421,608	1,615,190	*Securities*
		26,812,800	26,168,004	
INFORMASI TAMBAHAN ARUS KAS				***SUPPLEMENTAL CASH FLOWS INFORMATION***
AKTIVITAS YANG TIDAK MEMPENGARUHI ARUS KAS				***ACTIVITIES NOT AFFECTING CASH FLOWS***
Pembelian aset tetap yang masih terutang		(410)	(371)	*Purchases of fixed assets which are still payable*

Catatan atas laporan keuangan konsolidasian terlampir merupakan bagian yang tidak terpisahkan dari laporan keuangan konsolidasian secara keseluruhan

The accompanying notes to the consolidated financial statements form an integral part of these consolidated financial statements

1. INFORMASI UMUM

a. Pendirian dan informasi umum

PT Bank SMBC Indonesia Tbk (secara individu disebut ”SMBCI” atau “Bank”) yang berdomisili di Jakarta Selatan sebelumnya bernama PT BANK Tabungan Pensiunan Nasional Tbk. Perubahan nama ini dituangkan dalam akta notaris No. 43 tanggal 29 Agustus 2024 yang dibuat oleh Notaris Ashoya Ratam, S.H., M.Kn dan telah disetujui oleh Menteri Hukum dan Hak Asasi Manusia melalui Surat Keputusan Nomor AHU-0054625.AH.01.02.Tahun 2024 tanggal 29 Agustus 2024, di mana Bank resmi mengubah namanya menjadi PT Bank SMBC Indonesia Tbk efektif pada tanggal 2 Oktober 2024.

PT BANK SMBC Indonesia Tbk sebelumnya bernama PT Bank Tabungan Pensiunan Nasional berdasarkan akta notaris No. 31 tanggal 16 Februari 1985 dari Notaris Komar Andasasmita, S.H. Akta ini telah diubah dengan akta notaris No. 12 tanggal 13 Juli 1985 dari Notaris Dedeh Ramdah Sukarna, S.H. Anggaran Dasar telah disahkan oleh Menteri Kehakiman Republik Indonesia dengan surat No. C2-4583HT01.01TH.85 tanggal 25 Juli 1985, dan diumumkan dalam Tambahan No. 1148 Berita Negara Republik Indonesia No. 76 tanggal 20 September 1985.

Bank diberikan izin untuk melanjutkan usaha bank sebagai kelanjutan usaha dari Perkumpulan Bank Pegawai Pensiunan Militer (”BAPEMIL”) yang berkantor pusat di Bandung dan didirikan sejak tanggal 5 Februari 1958, berdasarkan Akta nomor 21 tanggal 6 Oktober 1959, yang diperbaiki dengan Akta nomor 203 tanggal 31 Mei 1960 dan Akta nomor 53 tanggal 7 November 1960, dari Noezar, notaris di Bandung, yang dimuat dalam Berita Negara Nomor 5 Tahun 1961 Anggaran Dasar Serikat serikat Tambahan Berita Negara Republik Indonesia tanggal 14 Februari 1961 Nomor 13.Bank memperoleh izin usaha sebagai bank umum berdasarkan Keputusan Menteri Keuangan Republik Indonesia No. Kep-055/KM.17/1993 tanggal 22 Maret 1993 dan surat Bank Indonesia No. 26/5/UPBD/PBD2/Bd tanggal 22 April 1993. Bank juga memperoleh izin untuk menjalankan Unit Usaha Syariah melalui surat Bank Indonesia No. 10/2/DPIP/Prz/Bd tanggal 17 Januari 2008 yang telah dipindahkan ke PT Bank Tabungan Pensiunan Nasional Syariah Tbk (anak perusahaan Bank) setelah pemisahan pada tanggal 14 Juli 2014.

Bank memperoleh izin melakukan kegiatan usaha dalam valuta asing berdasarkan surat Keputusan Otoritas Jasa Keuangan (“OJK”) No. 382/PB.12/2015 tanggal 22 Desember 2015 tentang pemberian izin melakukan kegiatan usaha dalam valuta asing. Bank mulai melakukan kegiatan usaha sebagai bank devisa pada tanggal 16 Februari 2016.

1. GENERAL INFORMATION

a. Establishment and general information

PT Bank SMBC Indonesia Tbk (individually referred to as ”SMBCI” or the “Bank”) domiciled in South Jakarta formerly under the name of PT Bank Tabungan Pensiunan Nasional Tbk. This name change is stated in notarial deed No. 43 dated 29 August 2024 made by Notary Ashoya Ratam, S.H., M.Kn and has been approved by the Minister of Law and Human Rights through Decree Number AHU-0054625.AH.01.02.Year 2024 dated 29 August 2024, where the Bank formally changed its name to PT Bank SMBC Indonesia Tbk, effective on 2 October 2024.

PT BANK SMBC Indonesia Tbk, formerly under the name of PT Bank Tabungan Pensiunan Nasional based on notarial deed No. 31 dated 16 February 1985 of Notary Komar Andasasmita, S.H. The deed was amended by notarial deed No. 12 dated 13 July 1985 of Notary Dedeh Ramdah Sukarna, S.H. The Articles of Association was approved by the Minister of Justice of the Republic of Indonesia in its decision letter No. C2-4583HT01.01TH.85 dated 25 July 1985 and published in Supplement No. 1148 to State Gazette No. 76 dated 20 September 1985.

The Bank was given permission to carry on the bank business as a continuity from Association of Bank Pegawai Pensiunan Militer ("BAPEMIL") which having head office at Bandung and established since 5 February 1958, according to the Deed number 21 dated 6 October 1959, amended by Deed number 203 dated 31 May 1960 and Deed number 53 dated 7 November 1960, from Noezar, notary in Bandung, which has been stipulated into the State Gazzette Number 5 Year 1961 Anggaran Dasar Serikat serikat Supplement of State Gazzette of the Republic of Indonesia dated 14 February 1961 Number 13. The Bank obtained its license to operate as a commercial bank based on the Decree of Ministry of Finance of the Republic Indonesia No. Kep-055/KM.17/1993 dated 22 March 1993 and the letter of Bank Indonesia No. 26/5/UPBD/PBD2/Bd dated 22 April 1993. The Bank also obtained a license to operate its Sharia Business Unit by the letter of Bank Indonesia No. 10/2/DPIP/Prz/Bd dated 17 January 2008 which has been transferred to PT Bank Tabungan Pensiunan Nasional Syariah Tbk (the Bank’s subsidiary) after a spin-off on 14 July 2014.

The Bank obtained its license to conduct foreign exchange activities based on the Decree of Otoritas Jasa Keuangan (“OJK”) No. 382/PB.12/2015 dated 22 December 2015 regarding approval in conducting foreign exchange activities. The Bank started to operate as a foreign exchange bank on 16 February 2016.

1. INFORMASI UMUM (lanjutan)

a. Pendirian dan informasi umum (lanjutan)

Bank memperoleh persetujuan dari OJK sebagai Perusahaan Induk Konglomerasi Keuangan (Operasional) berdasarkan surat Keputusan Dewan Komisioner OJK No, KEP-6/KS.1/2025 tanggal 24 Juni 2025 tentang Persetujuan Bank sebagai Perusahaan Induk Konglomerasi Keuangan Operasional atas Konglomerasi Keuangan SMBC, yang disampaikan oleh OJK dengan surat No. SR-11/KS.13/2025 tanggal 8 Juli 2025 dengan struktur Konglomerasi Keuangan SMBC sebagai berikut:

a. PT Bank SMBC Indonesia Tbk sebagai Perusahaan Induk Konglomerasi Keuangan (”PIKK”);
b. PT Bank BTPN Syariah Tbk sebagai Anggota;
c. PT BTPN Syariah Ventura sebagai Anggota;
d. PT Oto Multiartha sebagai Anggota; dan
e. PT Summit Oto Finance sebagai Anggota.

Anggaran Dasar Bank telah mengalami beberapa kali perubahan. Perubahan Anggaran Dasar terakhir sehubungan dengan penunjukan Bank sebagai PIKK Operasional dituangkan dalam Akta Nomor 27 tanggal 14 Juli 2025 yang dibuat oleh Ashoya Ratam, SH, MKn, Notaris di Kota Administrasi Jakarta Selatan dan telah diterima dan dicatat oleh Kementerian Hukum Republik Indonesia melalui Surat Keputusan Nomor AHU-AH.01.03-0187261 tanggal 17 Juli 2025.

Perubahan Anggaran Dasar Bank dalam rangka Peningkatan Modal Disetor dan Ditempatkan Bank sehubungan dengan Pelaksanaan Penambahan Modal dengan Memberikan Hak Memesan Efek Terlebih Dahulu II sesuai dengan Keputusan RUPS Luar Biasa Bank tanggal 7 Desember 2023 sebagaimana dituangkan dalam Akta Pernyataan Keputusan Rapat Dewan Komisaris Nomor 55 tanggal 21 Maret 2024 yang dibuat oleh Ashoya Ratam, SH, MKn, Notaris di Kota Administrasi Jakarta Selatan dan telah diterima dan dicatat di dalam Sistem Administrasi Badan Hukum melalui Surat Keputusan Menteri Hukum dan Hak Asasi Manusia Republik Indonesia Nomor AHU-AH.01.03-0069408 tanggal 21 Maret 2024 perihal Penerimaan Pemberitahuan Perubahan Anggaran Dasar PT BANK BTPN Tbk.

Susunan Dewan Komisaris terakhir Bank sebagaimana dituangkan ke dalam Akta Nomor 25 tanggal 22 April 2025 yang dibuat oleh Ashoya Ratam, SH, MKn, Notaris di Kota Administrasi Jakarta Selatan dan telah diterima dan dicatat di dalam Sistem Administrasi Badan Hukum melalui Surat Keputusan Menteri Hukum Republik Indonesia Nomor AHU-AH.01.09-0210284 tanggal 28 April 2025 perihal Penerimaan Pemberitahuan Perubahan Data Perseroan PT Bank SMBC Indonesia Tbk.

***1. GENERAL INFORMATION** (continued)*

***a. Establishment and general information** (continued)*

The Bank obtained approval from the OJK as a Financial Conglomerate Holding Company (Operational) based on the OJK Board of Commissioners Decree No. KEP-6/KS.1/2025 dated 24 June 2025 regarding the Approval of the Bank as an Operational Financial Conglomerate Holding Company for the SMBC Financial Conglomerate, which was submitted by the OJK in letter No. SR-11/KS.13/2025 dated 8 July 2025, with the following structure of the SMBC Financial Conglomerate:

a. PT Bank SMBC Indonesia Tbk as the Holding Company of the Financial Conglomerate (”PIKK”);
b. PT Bank BTPN Syariah Tbk as a Member;
c. PT BTPN Syariah Ventura as a Member;
d. PT Oto Multiartha as a Member; and
e. PT Summit Oto Finance as a Member.

The Bank’s Articles of Association have been amended several times. The latest amendment to the Articles of Association in connection with the appointment of the Bank as an Operational PIKK as specified into the Deed Number 27 dated 14 July 2025 made by Ashoya Ratam, SH, MKn, Notary in Administrative City of South Jakarta and has been received and recorded by the Ministry of Law of the Republic of Indonesia through Decree Letter Number AHU-AH.01.03-0187261 dated 17 July 2025.

The amendment of Articles of Association of the Bank in order to Increase of the Issued and Paid Up Capital in relation with the implementation of the Capital Increase Plan by Granting Pre-emptive Rights II according to the Resolution of the Extraordinary GMS dated 7 December 2023 as specified in the Deed of the Board of Commissioners Resolution Number 55 dated 21 March 2024 made by Ashoya Ratam, SH, MKn, Notary in Administrative City of South Jakarta and has been received and recorded in Legal Entity Administration System through Decree Letter of Minister of Law and Human right of the Republic of Indonesia No. AHU-AH.01.03-0069408 dated 21 March 2024 regarding Acceptance of Notification of Amendment of Articles of Association of PT BANK BTPN Tbk.

The latest composition of the Board of Commissioners of the Bank as specified into the Deed Number 25 dated 22 April 2025 made by Ashoya Ratam, SH, MKn, Notary in Administrative City of South Jakarta and has been received and recorded in Legal Entity Administration System through Decree Letter of Minister of Laws of the Republic of Indonesia Number AHU-AH.01.09-0210284 dated 28 April 2025 regarding Acceptance of Notification of the Company’s Data Changes of PT Bank SMBC Indonesia Tbk.

1. INFORMASI UMUM (lanjutan)

a. Pendirian dan informasi umum (lanjutan)

Susunan Direksi terakhir Bank sebagaimana dituangkan ke dalam Akta Nomor 101 tanggal 30 Juni 2025 yang dibuat oleh Ashoya Ratam, SH, MKn, Notaris di Kota Administrasi Jakarta Selatan dan telah diterima dan dicatat di dalam Sistem Administrasi Badan Hukum melalui Surat Keputusan Menteri Hukum Republik Indonesia Nomor AHU-AH.01.09-0304714 tanggal 1 Juli 2025 perihal Penerimaan Pemberitahuan Perubahan Data Perseroan PT Bank SMBC Indonesia Tbk.

Sesuai dengan pasal 3 Anggaran Dasar Bank, maksud dan tujuan serta kegiatan Bank adalah melakukan kegiatan dalam jasa bank umum termasuk melakukan penyertaan modal pada bank yang melaksanakan kegiatan usaha berdasarkan prinsip syariah, sesuai dengan undang-undang dan peraturan yang berlaku di Indonesia.

Pemegang Saham Utama Bank adalah Sumitomo Mitsui Banking Corporation ("SMBC"). SMBC didirikan pada bulan April 2001. Sumitomo Mitsui Financial Group, Inc. ("SMFG") didirikan pada bulan Desember 2002 dan SMBC menjadi anak perusahaan yang sepenuhnya dimiliki oleh SMFG. SMFG merupakan pemegang saham pengendali dan pemegang saham terakhir (*ultimate shareholder*) dari SMBCI.

SMBC berkantor pusat di Tokyo, Jepang dan saat ini merupakan salah satu bank terbesar di Jepang dengan jaringan usaha yang telah menyebar ke beberapa wilayah di dunia.

Berkantor Pusat di Tokyo, Jepang, SMFG bergerak dalam bidang manajemen anak perusahaan perbankan dan perusahaan lain yang dapat diperlakukan sebagai anak perusahaan berdasarkan ketentuan Undang-Undang Perbankan Jepang. Selain itu, SMFG melakukan fungsi-fungsi terkait (*ancillary functions*), serta fungsi-fungsi yang dapat dilakukan oleh perusahaan *holding* perbankan di bawah ketentuan Undang-Undang Perbankan Jepang.

Perusahaan-perusahaan yang tergabung dalam kelompok usaha SMFG terutama bergerak di bidang perbankan komersial melalui layanan keuangan berikut: *leasing*, sekuritas, pembiayaan konsumen, keuangan, pemrosesan data pengembangan sistem, dan manajemen aset.

Kantor pusat Bank berlokasi di Menara SMBC, CBD Mega Kuningan, Jl. Dr. Ide Anak Agung Gde Agung Kav 5.5 - 5.6, Jakarta Selatan 12950.

***1. GENERAL INFORMATION** (continued)*

***a. Establishment and general information** (continued)*

The latest composition of the Board of Directors of the Bank as specified into the Deed Number 101 dated 30 June 2025 made by Ashoya Ratam, SH, MKn, Notary in Administrative City of South Jakarta and has been received and recorded in Legal Entity Administration System through Decree Letter of Minister of Laws of the Republic of Indonesia Number AHU-AH.01.09-0304714 dated 1 July 2025 regarding Acceptance of Notification of the Company's Data Changes of PT Bank SMBC Indonesia Tbk.

In accordance with Article 3 of the Bank's Articles of Association, the Bank's scope of activities is to engage in general banking services including capital investment in bank conducting business based on sharia principles, in accordance with the prevailing laws and regulations in Indonesia.

Majority Shareholder's of the Bank is Sumitomo Mitsui Banking Corporation ("SMBC"). SMBC was established in April 2001. Sumitomo Mitsui Financial Group, Inc. ("SMFG") was established in December 2002 and SMBC became a subsidiary fully owned by SMFG. SMFG is the controlling shareholder and ultimate shareholder of SMBCI.

SMBC's Head Office is in Tokyo, Japan and currently one of the biggest banks in Japan with a business network vastly spread throughout the world.

With the Head Office in Tokyo, SMFG operates in the management of banking subsidiaries and other companies that can be treated as subsidiaries based on the provisions of Japanese Banking Laws. In addition, SMFG carries out ancillary functions, as well as functions that can be executed by banking holding companies under the regulations of the Japanese Banking Laws.

Companies within the SMFG business group are mainly operating in commercial banking through such financial services as follows: leasing, securities, consumer financing, finance, system development data processing and asset management.

The Bank's head office is located at Menara SMBC, CBD Mega Kuningan, Jl. Dr. Ide Anak Agung Gde Agung Kav 5.5 - 5.6, Jakarta Selatan 12950.

1. INFORMASI UMUM (lanjutan)

a. Pendirian dan informasi umum (lanjutan)

Jumlah karyawan PT Bank SMBC Indonesia Tbk dan entitas anaknya (secara bersama-sama disebut "Grup") pada tanggal 31 Desember 2025 dan 2024, masing-masing adalah 29.411 dan 29.382 karyawan (tidak diaudit).

Jaringan distribusi Bank dan entitas anak pada tanggal 31 Desember 2025 dan 2024 diungkapkan pada Catatan 49.

b. Penggabungan usaha dengan PT Bank Sumitomo Mitsui Indonesia

Berdasarkan keputusan Rapat Umum Pemegang Saham Luar Biasa tanggal 5 Oktober 2018 sebagaimana dinyatakan dalam Akta Risalah Rapat Umum Pemegang Saham Luar Biasa No. 09 tertanggal 5 Oktober 2018 yang dibuat oleh Ashoya Ratam, SH, MKn, Notaris di Kota Administrasi Jakarta Selatan, telah disetujui Rencana Penggabungan Usaha PT Bank Sumitomo Mitsui Indonesia ("BSMI") dengan Bank, dimana BSMI bertindak sebagai bank yang menggabungkan diri dan Bank bertindak sebagai bank penerima penggabungan, yang berlaku sejak seluruh persetujuan yang disyaratkan diperoleh ("Tanggal Efektif Penggabungan").

Penggabungan menjadi efektif pada tanggal 1 Februari 2019, setelah diperolehnya persetujuan dari (i) OJK melalui surat Keputusan Dewan Komisioner OJK Nomor 35/KDK.03/2018 tanggal 20 Desember 2018 tentang Pemberian Izin Penggabungan Usaha (Merger) BSMI ke dalam Bank; (ii) *Japan Financial Services Agency* (JFSA) melalui surat Pengawas Perbankan No. 1788 dan No. 1789 tertanggal 18 Januari 2019 perihal Persetujuan *Subsidiarization*; dan (iii) Menteri Hukum dan Hak Asasi Manusia Republik Indonesia Direktorat Jenderal Administrasi Hukum Umum melalui surat tertanggal 22 Januari 2019 Nomor AHU-0006169.AH.01.10. Tahun 2019 mengenai Persetujuan Perubahan Anggaran Dasar Perseroan Terbatas PT BANK BTPN Tbk dan surat tertanggal 22 Januari 2019 Nomor AHU-AH.01.03-0044411 mengenai Penerimaan Pemberitahuan Perubahan Data Perseroan PT BANK BTPN Tbk serta surat tertanggal 22 Januari 2019 Nomor AHU-AH.01.10-0006176 mengenai Penerimaan Pemberitahuan Penggabungan Perseroan PT BANK BTPN Tbk.

***1. GENERAL INFORMATION** (continued)*

***a. Establishment and general information** (continued)*

As of 31 December 2025 and 2024, PT Bank SMBC Indonesia Tbk and its subsidiaries (together referred to as "the Group") had 29,411 and 29,382 employees, respectively (unaudited).

The Bank and subsidiaries' distribution network as of 31 December 2025 and 2024 was disclosed in Note 49.

b. Merger with PT Bank Sumitomo Mitsui Indonesia

Based on the resolution of Extraordinary General Meeting of Shareholders dated 5 October 2018 as stipulated in the Deed of Minutes of Extraordinary General Meeting of Shareholders No. 09 dated 5 October 2018 made by Ashoya Ratam, SH, MKn, Notary in Administrative City of South Jakarta, it has approved the Proposed Merger of PT Bank Sumitomo Mitsui Indonesia ("BSMI") and the Bank whereby BSMI acted as the Merging Bank and the Bank acted as the Merger-Recipient Bank or surviving bank, effective as of all the required approval being obtained ("Effective Merger Date").

The Merger became effective on 1 February 2019, after obtaining the approval from (i) OJK through Decree of Board of Commissioners of OJK Number 35/KDK.03/2018 dated 20 December 2018 regarding the Merger Approval of BSMI into the Bank; (ii) Japan Financial Services Agency (JFSA) through the Banking Supervisory letter No. 1788 and No. 1789 dated 18 January 2019 regarding the approval of Subsidiarization; and (iii) Minister of Law and Human Rights of the Republic of Indonesia Directorate of Administration of General Law by letter dated 22 January 2019 Number AHU-0006169.AH.01.10.Year 2019 regarding the Approval of Amendment of Articles of Association of Limited Liability Company PT BANK BTPN Tbk and letter dated 22 January 2019 Number AHU-AH.01.03-0044411 regarding the Acceptance of Notification of Company Data Submission of PT BANK BTPN Tbk as well as letter dated 22 January 2019 Number AHU-AH.01.10-0006176 regarding Acceptance on Notification of Merger of PT BANK BTPN Tbk.

1. INFORMASI UMUM (lanjutan)

b. Penggabungan usaha dengan PT Bank Sumitomo Mitsui Indonesia (lanjutan)

Sehubungan dengan penggabungan usaha antara PT Bank Tabungan Pensiunan Nasional Tbk ("BTPN") dan PT Bank Sumitomo Mitsui Indonesia ("BSMI"), penggabungan usaha dilakukan melalui penerbitan instrumen ekuitas BTPN kepada Sumitomo Mitsui Banking Corporation (pemegang saham BTPN dan BSMI) sebesar 2.296.846.112 lembar saham biasa disetor penuh dengan nilai nominal sebesar Rp 20 (nilai penuh) per saham.

Nilai wajar saham BTPN pada tanggal 1 Februari 2019 adalah Rp 4.282 (nilai penuh) per lembar saham. Rasio konversi atas konversi saham BSMI menjadi saham BTPN adalah sebesar 799,1971.

Penggabungan usaha antara BTPN dan BSMI merupakan transaksi penggabungan usaha entitas sepengendali. Pada tanggal efektif merger, baik BTPN dan BSMI merupakan entitas sepengendalian dan hubungan sepengendalian tersebut tidak bersifat sementara. Transaksi kombinasi bisnis antara entitas sepengendali dilakukan dalam rangka reorganisasi entitas-entitas yang berada dalam suatu kelompok yang sama dan bukan merupakan perubahan kepemilikan dalam arti substansi ekonomi. Oleh karena itu, transaksi ini diakui pada jumlah tercatat berdasarkan metode penyatuan kepemilikan (*pooling of interest*).

Selisih nilai transfer entitas sepengendali di atas dicatat sebagai tambahan modal disetor. Atas transaksi ini, Bank mencatat tambahan modal disetor dan agio saham masing-masing sebesar Rp 45.937 dan Rp 9.708.197.

c. Perubahan Modal Karena Aksi Korporasi

Penawaran Umum Perdana Saham

Berdasarkan Rapat Umum Pemegang Saham Luar Biasa (RUPSLB) tanggal 8 Juni 2007, para pemegang saham menyetujui rencana Penawaran Umum Saham Perdana Biasa kepada masyarakat melalui pasar modal serta melakukan pencatatan saham Bank di Bursa Efek Indonesia.

***1. GENERAL INFORMATION** (continued)*

***b. Merger with PT Bank Sumitomo Mitsui Indonesia** (continued)*

In relation with merger between PT Bank Tabungan Pensiunan Nasional Tbk ("BTPN") and PT Bank Sumitomo Mitsui Indonesia ("BSMI"), the merger was conducted through the issuance of equity instrument of BTPN to Sumitomo Mitsui Banking Corporation (the shareholder of both BTPN and BSMI) of 2,296,846,112 fully paid ordinary shares of BTPN with nominal value amounting to Rp 20 (full amount) per share.

The fair value of BTPN's shares as of 1 February 2019 was Rp 4,282 (full amount) per share. Conversion ratio of the conversion of BSMI's share into BTPN's share was 799.1971.

The merger between BTPN and BSMI is a business combination under common control transaction. As at the effective date of merger, both BTPN and BSMI are entites under common control and the common control relationship is not transitory. Business combination transaction between entites under common control is done in the event of reorganisation of entities under the same group which does not constitute change in ownership by economic substance. Therefore, the transaction is recognized at carrying amount under pooling of interest method.

Net transfer under common control entities above was recorded as additional paid-in capital. As a result of this transaction, the Bank recorded additional share capital and paid-in capital amounting to Rp 45,937 and Rp 9,708,197, respectively.

c. Changes in Capital Due to Corporate Actions

Initial Public Offering

Based on Extraordinary General Meeting of Shareholders (EGMS) dated 8 June 2007, the shareholders approved the Initial Public Offering of Ordinary Shares plan to public through capital market and listing of the Bank's shares at Indonesia Stock Exchange.

1. INFORMASI UMUM (lanjutan)

c. Perubahan Modal Karena Aksi Korporasi (lanjutan)

Penawaran Umum Perdana Saham (lanjutan)

Bank melakukan penawaran umum perdana atas 267.960.220 saham dengan nilai nominal sebesar Rp 100 (nilai penuh) setiap saham dengan harga penawaran setiap saham sebesar Rp 2.850 (nilai penuh) kepada masyarakat di Indonesia. Saham tersebut dicatat di Bursa Efek Indonesia pada tanggal 12 Maret 2008.

Persetujuan atas Penawaran Umum Perdana Saham berdasarkan Surat dari Bapepam No. S-1253/BL/2008 tanggal 29 Februari 2008 perihal Pemberitahuan Efektifnya Penyataan Pendaftaran.

Penambahan modal melalui Hak Memesan Efek Terlebih Dahulu ("HMETD")

Berdasarkan RUPSLB tanggal 25 November 2010, para pemegang saham menyetujui rencana Bank untuk menambah modal sahamnya melalui penerbitan Hak Memesan Efek Terlebih Dahulu I ("HMETD I"), dengan cara mengeluarkan saham dari portepel Bank.

Pada tanggal 10 Desember 2010 telah dicatatkan pada Bursa Efek Indonesia sebanyak 188.787.238 saham baru dengan nominal Rp 100 (nilai penuh) per saham sehingga jumlah saham yang ditempatkan dan disetor penuh yang semula sebesar 943.936.190 saham menjadi sejumlah 1.132.723.428 saham.

Persetujuan atas Penerbitan HMETD I berdasarkan Surat dari Bapepam No.S-10615/BL/2010 tanggal 24 November 2010 perihal Pemberitahuan Efektifnya Penyataan Pendaftaran.

Bank mendapatkan tambahan modal disetor sebesar Rp 18.878 dan agio saham sebesar Rp 1.293.458.

***1. GENERAL INFORMATION** (continued)*

***c. Changes in Capital Due to Corporate Actions** (continued)*

***Initial Public Offering** (continued)*

The Bank undertook an initial public offering of 267,960,220 shares with a nominal value of Rp 100 (full amount) per share with offering price of Rp 2,850 (full amount) per share to the public in Indonesia. The shares were listed at Indonesia Stock Exchange on 12 March 2008.

Approval of the Initial Public Offering based on Letter from Bapepam No.S-1253/BL/2008 dated 29 February 2008 regarding Notification of the Effectiveness of the Registration Statement.

Increase of capital through Pre-Emptive Right ("HMETD")

Based on the EGMS dated 25 November 2010, the shareholders approved the Bank's plan to increase the Bank's share capital through the issuance of Pre-Emptive Right I ("HMETD I"), by issuing shares from the Bank's portfolio shares.

On 10 December 2010, the Bank's shares were listed at the Indonesia Stock Exchange with 188,787,238 new registered shares with value of Rp 100 (full amount) per share; accordingly, the number of shares issued and fully paid changed from 943,936,190 shares to 1,132,723,428 shares.

Approval of the Issuance of HMETD I based on Letter from Bapepam No.S-10615/BL/2010 dated 24 November 2010 regarding Notification of the Effectiveness of the Registration Statement.

The Bank obtained Rp 18,878 additional share capital and Rp 1,293,458 additional paid-in capital.

1. INFORMASI UMUM (lanjutan)

c. Perubahan Modal Karena Aksi Korporasi (lanjutan)

Penambahan modal melalui Hak Memesan Efek Terlebih Dahulu ("HMETD") (lanjutan)

Berdasarkan RUPSLB tanggal 7 Desember 2023, para pemegang saham menyetujui rencana Bank untuk melakukan Penambahan Modal dengan Memberikan Hak Memesan Efek Terlebih Dahulu II ("PMHMETD II"). Bank telah memperoleh pernyataan efektif atas PMHMETD II tersebut dari Otoritas Jasa Keuangan melalui surat Nomor S-29/D.04/2024 tanggal 19 Februari 2024. Berdasarkan keterbukaan informasi kepada pemegang saham dalam rangka PMHMETD II pada tanggal 11 Desember 2023, Bank telah mengungkapkan rencana penggunaan dana PMHMETD II tersebut adalah untuk melakukan ekspansi dan investasi usaha melalui pengambilalihan perusahaan-perusahaan yang bergerak di kegiatan usaha pembiayaan yaitu PT Oto Multiartha dan PT Summit Oto Finance, dari SMBC dan PT Summit Auto Group (yang saat itu merupakan *joint venture* dari PT Summit Auto Group, SMBC dan PT Sinar Mas Multiartha Tbk).

Pada tanggal 26 Februari 2024 telah dicatatkan pada Bursa Efek Indonesia sebanyak 2.589.131.077 saham baru dengan nominal Rp20,00 (nilai penuh) per saham sehingga jumlah saham yang ditempatkan dan disetor penuh yang semula sebesar 8.056.814.671 saham menjadi sejumlah 10.645.945.748 saham. Bank mendapatkan tambahan modal disetor sebesar Rp 51.783 dan agio saham sebesar Rp 6.651.061.

Pemecahan saham

Berdasarkan RUPSLB tanggal 25 Februari 2011, para pemegang saham menyetujui rencana Bank untuk melakukan pemecahan nilai nominal saham dari Rp 100 (nilai penuh) per saham menjadi Rp 20 (nilai penuh) per saham, sehingga jumlah saham yang ditempatkan dan disetor penuh yang semula sebesar 1.132.723.428 saham dengan nilai nominal Rp 100 (nilai penuh) per saham akan menjadi sejumlah 5.663.617.140 saham dengan nilai nominal Rp 20 (nilai penuh) per saham.

Pada tanggal 28 Maret 2011, saham Bank dicatatkan pada Bursa Efek Indonesia sebanyak 5.606.980.970 saham dengan nilai nominal Rp 20 (nilai penuh) per saham.

***1. GENERAL INFORMATION** (continued)*

***c. Changes in Capital Due to Corporate Actions** (continued)*

***Increase of capital through Pre-Emptive Right ("HMETD")** (continued)*

Based on the EGMS dated 7 December 2023, the shareholders approved the Bank's plan to increase the Bank's share capital by granting pre-emptive rights II ("PMHMETD II"). The Bank has obtained an effective statement regarding PMHMETD II from the Financial Services Authority with letter Number S-29/D.04/2024 dated 19 February 2024. Based on the disclosure of information to shareholders regarding PMHMETD II on 11 December 2023, the Bank has disclosed its plan to use the proceed from the PMHMETD II fund to expand and invest through the acquisition of financing business companies namely PT Oto Multiartha and PT Summit Oto Finance, from SMBC and PT Summit Auto Group (which was a joint venture of PT Summit Auto Group, SMBC and PT Sinar Mas Multiartha Tbk).

On 26 February 2024, the Bank's shares were listed at the Indonesia Stock Exchange with 2,589,131,077 new registered shares with value of Rp20.00 (full amount) per share; accordingly, the number of shares issued and fully paid changed from 8,056,814,671 shares to 10,645,945,748 shares. The Bank obtained Rp 51,783 additional share and Rp 6,651,061 additional paid-in capital.

Stock split

Based on EGSM dated 25 February 2011, the shareholders approved the Bank's plan to split share from nominal value of Rp 100 (full amount) per share to Rp 20 (full amount) per share; accordingly, it changed the number of shares issued and fully paid from 1,132,723,428 shares with nominal value of Rp 100 (full amount) per share to 5,663,617,140 shares with nominal value of Rp 20 (full amount) per share.

On 28 March 2011, the Bank's shares were listed at the Indonesia Stock Exchange for 5,606,980,970 shares with nominal value of Rp 20 (full amount) per share.

1. INFORMASI UMUM (lanjutan)

c. Perubahan Modal Karena Aksi Korporasi (lanjutan)

Peningkatan modal melalui *Convertible Loan*

Pada tanggal 14 Maret 2012, Bank telah mendapatkan persetujuan untuk meningkatkan modal ditempatkan dan modal disetor dengan mengeluarkan 176.670.117 saham baru dari portepel kepada International Finance Corporation ("IFC") sesuai dengan syarat dan ketentuan *Convertible Loan Agreement.* Setelah itu, saham tersebut telah tercatat pada Bursa Efek Indonesia. Total modal disetor dan ditempatkan Bank setelah Penambahan Modal Tanpa Hak Memesan Efek Terlebih Dahulu menjadi 5.840.287.257 saham.

Bank mendapatkan tambahan modal disetor sebesar Rp 3.533 dan agio saham sebesar Rp 135.927.

Pembelian kembali saham

Melalui surat OJK No. S-20/PB.31/2016 tanggal 18 Februari 2016, Bank telah memperoleh persetujuan OJK untuk melakukan pembelian kembali (*buyback*) saham. Dalam pelaksanaan pembelian kembali saham yang dikeluarkan oleh Bank, jumlah alokasi dana tidak melebihi Rp 535.500 untuk membeli sebanyak-banyaknya 150.000.000 saham atau 2,57% dari modal ditempatkan dan disetor penuh Bank, yang akan dilakukan dalam periode dari tanggal 23 Februari 2016 sampai dengan 23 Mei 2016. Sampai dengan tanggal 23 Mei 2016, Bank telah membeli kembali saham Bank sebanyak 95.198.900 lembar saham dengan total dana pembelian sebesar Rp 262.874.

Tujuan dari pembelian kembali saham adalah untuk memberikan fleksibilitas untuk mencapai struktur permodalan yang efisien dan memungkinkan untuk menurunkan keseluruhan biaya modal, meningkatkan laba per saham (*EPS*), serta *Return on Equity (ROE)* secara berkelanjutan.

***1. GENERAL INFORMATION** (continued)*

***c. Changes in Capital Due to Corporate Actions** (continued)*

Capital increase through Convertible Loan

On 14 March 2012, the Bank obtained an approval to increase issued and paid-up capital by issuing 176,670,117 shares from the Bank's unissued shares to International Finance Corporation ("IFC") in accordance with terms and condition in the Convertible Loan Agreement. Afterwards, those Bank's shares were listed at Indonesia Stock Exchange. Total issued and paid-up capital of the Bank after the Capital Increases without Pre-Emptive Rights was 5,840,287,257 shares.

The Bank obtained Rp 3,533 additional share capital and Rp 135,927 additional paid-in capital.

Shares buyback

The Bank was approved by OJK to conduct shares buyback by letter No. S-20/PB.31/2016 dated 18 February 2016. In the implementation of shares buyback by the Bank, the allocated fund up to Rp 535,500 to buy up to 150,000,000 shares or 2.57% of the Bank's issued and fully paid-up capital shall be done between 23 February 2016 and 23 May 2016. Up to 23 May 2016, the Bank had repurchased 95,198,900 shares using total purchasing fund amounting to Rp 262,874.

The objective of conducting shares buyback is to provide flexibility to achieve an efficient capital structure and enable the Bank to lower the overall cost of capital, increasing the Earnings per Share (EPS) and Return on Equity (ROE) on an on-going basis.

1. INFORMASI UMUM (lanjutan)

c. Perubahan Modal Karena Aksi Korporasi (lanjutan)

Pengalihan Saham Tresuri

Di dalam rangka memenuhi Peraturan OJK No.02/POJK.04/2013 tanggal 26 Agustus 2013 mengenai Pembelian Kembali Saham yang Dikeluarkan oleh Emiten atau Perusahaan Publik dalam Kondisi Pasar yang Berfluktuasi secara signifikan dan keputusan Rapat Umum Pemegang Saham Tahunan tanggal 22 April 2021 atas agenda keenam mengenai pengalihan saham hasil pembelian kembali yang disimpan sebagai saham tresuri untuk pemberian remunerasi yang bersifat *variable*, maka pada tanggal 31 Agustus 2021, Bank telah mengalihkan sebanyak 2.633.202 saham yang dicatat sebagai saham tresuri kepada para *Material Risk Takers*. Sementara itu, sebanyak 92.565.698 sisa saham yang dicatat sebagai saham tresuri akan dijual kembali ke pasar melalui Bursa Efek mulai tanggal 14 Oktober 2021.

Rapat Umum Pemegang Saham Luar Biasa tanggal 7 Desember 2023 telah menyetujui penarikan 92.292.198 saham tresuri atau sebesar Rp 1.846 (untuk nominal Rp 20 (nilai penuh) per saham) dan karenanya akan mengurangi modal Diterbitkan serta Modal Disetor Bank dan menambah Modal Dalam Portepel, apabila Kreditur tidak keberatan dengan rencana ini dalam batas jangka waktu tertentu sesuai dengan Undang-undang Republik Indonesia tentang Perseroan Terbatas No.40 tahun 2007.

Dengan lewatnya jangka waktu penyampaian keberatan dari Kreditur atas perubahan modal sebagaimana dimaksud dalam Undang-undang No.40 tahun 2007 tentang Perseroan Terbatas, maka perubahan anggaran dasar sebagaimana dituangkan dalam Akta No. 07 tanggal 7 Desember 2023 yang dibuat oleh Ashoya Ratam, SH, MKn, telah mendapat persetujuan dari Kementerian Hukum dan Hak Asasi Manusia Republik Indonesia melalui surat nomor AHU 0082757.AH.01.02 tahun 2023 tanggal 7 Februari 2024.

d. Efek-efek yang diterbitkan

Utang obligasi

Bank

***1. GENERAL INFORMATION** (continued)*

***c. Changes in Capital Due to Corporate Actions** (continued)*

Transfer of Treasury Shares

In compliance with OJK Regulation No.02/POJK.04/2013 dated 26 August 2013 regarding the Buyback of Issued Shares by Issuers or Public Companies in Significantly Fluctuating Market Conditions and the resolution of the Annual General Meeting of Shareholders dated 22 April 2021 on the sixth agenda regarding the transfer of shares resulted from the buy back which are retained as treasury shares to be utilized for variable remuneration, hence on 31 August 2021, the Bank has transferred 2,633,202 shares registered under treasury shares to Material Risk Takers. While the remaining 92,565,698 shares registered under treasury shares will be sold back to the market through Stock Exchange starting 14 October 2021.

Extraordinary General Meeting of Shareholders dated 7 December 2023 approved the withdrawal of 92,292,198 treasury shares or amounted Rp 1,846 (for nominal Rp 20 (full amount) per share) and therefore will reduce the Issued as well as Paid-up Capital and increase the Portfolio Capital, subject to the Creditor's objection within particular time limit according to the Law of Republic of Indonesia on Limited Liability Company No.40 year 2007.

By the lapsing of the time period on Creditor's objection filing in regards to the capital changes as meant by the Law No. 40 of 2007 on Limited Liability Company, the changes in the articles of association has been stipulated in the Deed No. 7 dated 7 December 2023 which was made by Notary Ashoya Ratam SH, MKn, and has been approved by the Minister of Law and Human Rights No.AHU-0082757.AH.01.02.Tahun 2023 dated 7 February 2024.

d. Securities issued

Bonds payable

Bank

Nama/*Name*	Pernyataan efektif/ *Effective registration*	Persetujuan/ *Approval*	Jumlah pokok/ *Nominal value*	Jangka waktu/ *Tenor*	Tanggal jatuh tempo/ *Maturity date*	Tingkat bunga setahun/ *Interest rate per annum*
Obligasi Berkelanjutan IV Bank BTPN Tahap I Tahun 2019 Dengan Tingkat Bunga Tetap ("Obligasi Berkelanjutan IV Tahap I")/ *Bank BTPN Shelf Registered Bonds IV Phase I Year 2019 with a fixed interest rate ("Shelf Registered Bonds IV Phase I")*	27 November/ *November* 2019	Dinyatakan efektif oleh OJK, melalui suratnya No. S-168/D.04/2019 tanggal 15 November 2019/ *Became effective by OJK through its letter No.S-168/D.04/2019 dated 15 November 2019*	Seri/*Series* B: 201,000	Seri/*Series* B: 5 tahun/ *years*	26 November/ *November* 2024	7.75%

1. INFORMASI UMUM (lanjutan)

d. Efek-efek yang diterbitkan (lanjutan)

Utang obligasi (lanjutan)

Bank (lanjutan)

Nama/*Name*	Pernyataan efektif/ *Effective registration*	Persetujuan/ *Approval*	Jumlah pokok/ *Nominal value*	Jangka waktu/ *Tenor*	Tanggal jatuh tempo/ *Maturity date*	Tingkat bunga setahun/ *Interest rate per annum*
Obligasi Berkelanjutan V Bank BTPN Tahap I Tahun 2024 Dengan Tingkat Bunga Tetap ("Obligasi Berkelanjutan V Tahap I")/ *Bank BTPN Shelf Registered Bonds V Phase I Year 2024 with a fixed interest rate ("Shelf Registered Bonds V Phase I")*	27 Juni/ *June* 2024	Dinyatakan efektif oleh OJK, melalui suratnya No. S-82/D.04/2024 tanggal 27 Juni 2024/ *Became effective by OJK through its letter No. S-82/D.04/2024 dated 27 June 2024*	Seri/*Series* A: 114,755	Seri/*Series* A: 3 tahun/ *years*	5 Juli/ *July* 2027	7.00%
			Seri/*Series* B: 240,305	Seri/*Series* B: 5 tahun/ *years*	5 Juli/ *July* 2029	7.10%
Obligasi Berkelanjutan V Bank SMBC Indonesia Tahap II Tahun 2024 Dengan Tingkat Bunga Tetap ("Obligasi Berkelanjutan V Tahap II")/ *Bank SMBC Indonesia Shelf Registered Bonds V Phase II Year 2024 with a fixed interest rate ("Shelf Registered Bonds V Phase II")*	27 Juni/ *June* 2024	Dinyatakan efektif oleh OJK, melalui suratnya No. S-82/D.04/2024 tanggal 27 Juni 2024/ *Became effective by OJK through its letter No. S-82/D.04/2024 dated 27 June 2024*	Seri/*Series* A: 429,910	Seri/*Series* A: 3 tahun/ *years*	17 Desember/ *December* 2027	6,70%
			Seri/*Series* B: 966,505	Seri/*Series* B: 5 tahun/ *years*	17 Desember/ *December* 2029	6.95%
Obligasi Berkelanjutan V Bank SMBC Indonesia Tahap III Tahun 2025 Dengan Tingkat Bunga Tetap ("Obligasi Berkelanjutan V Tahap III")/ *Bank SMBC Indonesia Shelf Registered Bonds V Phase III Year 2025 with a fixed interest rate ("Shelf Registered Bonds V Phase III")*	27 Juni/ *June* 2024	Dinyatakan efektif oleh OJK, melalui suratnya No. S-82/D.04/2024 tanggal 27 Juni 2024/ *Became effective by OJK through its letter No. S-82/D.04/2024 dated 27 June 2024*	Seri/*Series* A: 670,650	Seri/*Series* A: 3 tahun/ *years*	2 September/ *September* 2028	6,10%
			Seri/*Series* B: 145,400	Seri/*Series* B: 5 tahun/ *years*	2 September/ *September* 2030	6.20%

Seluruh utang obligasi yang diterbitkan Bank dicatatkan di Bursa Efek Indonesia dan dananya dipergunakan untuk pertumbuhan usaha dalam bentuk ekspansi kredit.

PT Bank Mega Tbk bertindak sebagai Wali Amanat atas Obligasi Berkelanjutan IV Tahap I Tahun 2019, Obligasi Berkelanjutan V Tahap I dan II Tahun 2024 dan Obligasi Berkelanjutan V Tahap III Tahun 2025.

PT Oto Multiartha

Nama/*Name*	Pernyataan efektif/ *Effective registration*	Persetujuan/ *Approval*	Jumlah pokok/ *Nominal value*	Jangka waktu/ *Tenor*	Tanggal jatuh tempo/ *Maturity date*	Tingkat bunga setahun/ *Interest rate per annum*
Obligasi Berkelanjutan I Oto Multiartha Tahap I Tahun 2023/ *Oto Multiartha Shelf Registered Bonds I Phase I Year 2023*	26 Juni/*June* 2023	Dinyatakan efektif oleh OJK, melalui suratnya No.S-142/D.04/2023 tanggal 26 Juni 2023 / *Became effective by OJK through its letter No.S-142/D.04/2023 dated 26 June 2023*	Seri/*Series* A: 315,000	Seri/*Series* A: 3 tahun/ *years*	7 Juli/*July* 2026	6.35%
			Seri/*Series* B: 185,000	Seri/*Series* B: 5 tahun/ *years*	7 Juli/*July* 2028	6.50%

1. *GENERAL INFORMATION* *(continued)*

d. Securities issued *(continued)*

Bonds payable *(continued)*

Bank *(continued)*

All bonds issued by the Bank were listed at the Indonesia Stock Exchange and the funds are used for business growth in form of credit expansion.

PT Bank Mega Tbk acts as the Trustee for Shelf Registered Bonds IV Phase I Year 2019, Shelf Registered Bonds V Phase I and II Year 2024, and Shelf Registered Bonds V Phase III Year 2025.

PT Oto Multiartha

1. INFORMASI UMUM (lanjutan)

d. Efek-efek yang diterbitkan (lanjutan)

Utang obligasi (lanjutan)

PT Oto Multiartha (lanjutan)

***1. GENERAL INFORMATION** (continued)*

***d. Securities issued** (continued)*

***Bonds payable** (continued)*

***PT Oto Multiartha** (continued)*

Nama/*Name*	Pernyataan efektif/ *Effective registration*	Persetujuan/ *Approval*	Jumlah pokok/ *Nominal value*	Jangka waktu/ *Tenor*	Tanggal jatuh tempo/ *Maturity date*	Tingkat bunga setahun/ *Interest rate per annum*
Obligasi Berkelanjutan I Oto Multiartha Tahap II Tahun 2024/ *Oto Multiartha Shelf Registered Bonds I Phase II Year 2024*	26 Juni/*June* 2023	Dinyatakan efektif oleh OJK, melalui suratnya No.S-142/D.04/2023 tanggal 26 Juni 2023 / *Became effective by OJK through its letter No.S-142/D.04/2023 dated 26 June 2023*	Seri/*Series* A: 255,270	Seri/*Series* A: 370 hari/ *days*	14 September/ *September* 2025	6.55%
			Seri/*Series* B: 114,705	Seri/*Series* B: 3 tahun/ *years*	4 September/ *September* 2027	6.90%
			Seri/*Series* C: 330,025	Seri/*Series* C: 5 tahun/ *years*	4 September/ *September* 2029	7.10%
Obligasi Berkelanjutan I Oto Multiartha Tahap III Tahun 2025/ *Oto Multiartha Shelf Registered Bonds I Phase III Year 2025*	26 Juni/*June* 2023	Dinyatakan efektif oleh OJK, melalui suratnya No.S-142/D.04/2023 tanggal 26 Juni 2023 / *Became effective by OJK through its letter No.S-142/D.04/2023 dated 26 June 2023*	Seri/*Series* A: 438,300	Seri/*Series* A: 370 hari/ *days*	7 April/ *April* 2026	6.40%
			Seri/*Series* B: 29,500	Seri/*Series* B: 3 tahun/ *years*	27 Maret/ *March* 2028	6.80%
			Seri/*Series* C: 332,200	Seri/*Series* C: 5 tahun/ *years*	27 Maret/ *March* 2030	7.00%
Obligasi Berkelanjutan I Oto Multiartha Tahap IV Tahun 2025/ *Oto Multiartha Shelf Registered Bonds I Phase IV Year 2025*	26 Juni/*June* 2023	Dinyatakan efektif oleh OJK, melalui suratnya No.S-142/D.04/2023 tanggal 26 Juni 2023 / *Became effective by OJK through its letter No.S-142/D.04/2023 dated 26 June 2023*	Seri/*Series* A: 300,000	Seri/*Series* A: 3 tahun/ *years*	18 Juni/ *June* 2028	7.00%
			Seri/*Series* B: 700,000	Seri/*Series* B: 5 tahun/ *years*	18 Juni/ *June* 2030	7.20%

Semua obligasi yang beredar telah terdaftar di Bursa Efek Indonesia.

PT Bank Mandiri (Persero) Tbk bertindak sebagai Wali Amanat atas Obligasi Berkelanjutan I Oto Multiartha Tahap I Tahun 2023, Obligasi Berkelanjutan I Oto Multiartha Tahap II Tahun 2024, Obligasi Berkelanjutan I Oto Multiartha Tahap III Tahun 2025 dan Obligasi Berkelanjutan I Oto Multiartha Tahap IV Tahun 2025.

All of the bonds issued were listed at the Indonesia Stock Exchange.

PT Bank Mandiri (Persero) Tbk acts as the Trustee for Oto Multiartha Shelf Registered Bonds I Phase I Year 2023, Oto Multiartha Shelf Registered Bonds I Phase II Year 2024, Oto Multiartha Shelf Registered Bonds I Phase III Year 2025, and Oto Multiartha Shelf Registered Bonds I Phase IV Year 2025

PT Summit Oto Finance

PT Summit Oto Finance

Nama/*Name*	Pernyataan efektif/ *Effective registration*	Persetujuan/ *Approval*	Jumlah pokok/ *Nominal value*	Jangka waktu/ *Tenor*	Tanggal jatuh tempo/ *Maturity date*	Tingkat bunga setahun/ *Interest rate per annum*
Obligasi I Summit Oto Finance Tahun 2025/ *Summit Oto Finance Bond I Year 2025*	19 Juni/*June* 2025	Dinyatakan efektif oleh OJK, melalui suratnya No.S-39/D.04/2025 tanggal 19 Juni 2025 / *Became effective by OJK through its letter No.S-39/D.04/2025 dated 19 June 2025*	Seri/*Series* A: 581,500	Seri/*Series* A: 370 hari/ *days*	5 Juli/ *July* 2026	6.55%
			Seri/*Series* B: 548,400	Seri/*Series* B: 3 tahun/ *years*	25 Juni/ *June* 2028	7.35%
			Seri/*Series* C: 370,100	Seri/*Series* C: 4 tahun/ *years*	25 Juni/ *June* 2029	7.45%

1. INFORMASI UMUM (lanjutan)

d. Efek-efek yang diterbitkan (lanjutan)

Utang obligasi (lanjutan)

PT Summit Oto Finance

Semua obligasi yang beredar telah terdaftar di Bursa Efek Indonesia.

PT Bank Mandiri (Persero) Tbk bertindak sebagai Wali Amanat atas Obligasi I Summit Oto Finance Tahun 2025.

e. Dewan Komisaris, Direksi, Komite Audit, Sekretaris Perusahaan dan Satuan Kerja Audit Internal

Pada tanggal 31 Desember 2025 dan 2024, susunan Dewan Komisaris dan Direksi Bank adalah sebagai berikut:

***1. GENERAL INFORMATION** (continued)*

***d. Securities issued** (continued)*

***Bonds payable** (continued)*

PT Summit Oto Finance

All of the bonds issued were listed at the Indonesia Stock Exchange.

PT Bank Mandiri (Persero) Tbk acts as the Trustee for Summit Oto Finance Bond I Year 2025.

e. Board of Commissioners, Board of Directors, Audit Committee, Corporate Secretary and Internal Audit Unit

As of 31 December 2025 and 2024, the composition of Board of Commissioners and Board of Directors was as follows:

	31 Desember/*December* 2025	2024	
Dewan Komisaris			***Board of Commissioners***
Komisaris Utama	Chow Ying Hoong	Chow Ying Hoong	*President Commissioner*
Komisaris	Takeshi Kimoto	Takeshi Kimoto	*Commissioner*
Komisaris Independen	Ninik Herlani Masli Ridhwan	Ninik Herlani Masli Ridhwan	*Independent Commissioner*
Komisaris Independen	Onny Widjanarko	Onny Widjanarko	*Independent Commissioner*
Komisaris Independen	Kusumaningtuti Sandriharmy Soetiono[3)]	Edmund Tondobala[1)]	*Independent Commissioner*
Komisaris	-	Ongki Wanadjati Dana[2)]	*Commissioner*
Komisaris Independen	Marita Alisjahbana	Marita Alisjahbana	*Independent Commissioner*
Direksi			***Board of Directors***
Direktur Utama	Henoch Munandar	Henoch Munandar	*President Director*
Wakil Direktur Utama	Jun Saito[7)]	Kaoru Furuya[4)]	*Deputy President Director*
Wakil Direktur Utama	Michellina Laksmi Triwardhany[8)]	Darmadi Sutanto[5)]	*Deputy President Director*
Direktur Kepatuhan	Dini Herdini	Dini Herdini	*Compliance Director*
Direktur	Atsushi Hino	Atsushi Hino	*Director*
Direktur	Yuki Terayama[9)]	Keishi Kobata[6)]	*Director*
Direktur	Merisa Darwis	Merisa Darwis	*Director*
Direktur	Hanna Tantani	Hanna Tantani	*Director*

1) Edmund Tondobala habis masa jabatannya dan tidak diangkat kembali sebagai Komisaris Independen pada RUPS Tahunan tanggal 22 April 2025.
2) Ongki Wanadjati Dana habis masa jabatannya dan tidak diangkat kembali sebagai Komisaris pada RUPS Tahunan tanggal 22 April 2025.
3) Kusumaningtuti Sandriharmy Soetiono diangkat dan efektif menjabat sebagai Komisaris Independen pada RUPS Tahunan tanggal 22 April 2025.
4) Kaoru Furuya habis masa jabatannya dan tidak diangkat kembali sebagai Wakil Direktur Utama pada RUPS Tahunan tanggal 22 April 2025.
5) Darmadi Sutanto habis masa jabatannya dan tidak diangkat kembali sebagai Wakil Direktur Utama pada RUPS Tahunan tanggal 22 April 2025.
6) Keishi Kobata habis masa jabatannya dan tidak diangkat kembali sebagai Direktur pada RUPS Tahunan tanggal 22 April 2025.
7) Jun Saito diangkat sebagai Wakil Direktur Utama pada RUPS Tahunan tanggal 22 April 2025 dan efektif menjabat sejak tanggal 23 Mei 2025.
8) Michellina Laksmi Triwardhany diangkat sebagai Wakil Direktur Utama pada RUPS Tahunan tanggal 22 April 2025 dan efektif menjabat sejak tanggal 26 Juni 2025.
9) Yuki Terayama diangkat sebagai Direktur pada RUPS Tahunan tanggal 22 April 2025 dan efektif menjabat sejak tanggal 27 Mei 2025.

1) Term of office of Edmund Tondobalas has ended and he was not reappointed as an Independent Commissioner at Annual GMS on 22 April 2025.
2) Term of office of Ongki Wanadjati Dana has ended and he was not reappointed as a Commissioner at Annual GMS on 22 April 2025.
3) Kusumaningtuti Sandriharmy Soetiono was appointed and effectively assume the office as Independent Commissioner at Annual GMS on 22 April 2025.
4) Term of office of Kaoru Furuya has ended and he was not reappointed as Deputy President Director at the Annual GMS on 22 April 2025.
5) Term of office of Darmadi Sutanto has ended and he was not reappointed as Deputy President Director at Annual GMS on 22 April 2025.
6) Term of office of Keishi Kobata has ended and he was not reappointed as Director at Annual GMS on 22 April 2025.
7) Jun Saito was appointed as Deputy President Director at Annual GMS on 22 April 2025 and effectively assume the office on 23 May 2025.
8) Michellina Laksmi Triwardhany was appointed as Deputy President Director at Annual GMS on 22 April 2025 and effectively assume the office on 26 June 2025.
9) Yuki Terayama was appointed as Director at Annual GMS on 22 April 2025 and effectively assume the office on 27 May 2025.

Susunan Komite Audit Bank pada tanggal 31 Desember 2025 dan 2024 terdiri dari:

The composition of the Audit Committee as of 31 December 2025 and 2024 was as follows:

	31 Desember/*December* 2025	2024	
Ketua	Onny Widjanarko Kusumaningtuti	Ninik Herlani Masli Ridhwan	*Chairman*
Anggota	Sandriharmy Soetiono	Edmund Tondobala	*Member*
Anggota	Aria Kanaka	Aria Kanaka	*Member*
Anggota	Marita Alisjahbana	Ivan Purnama Sanoesi	*Member*
Anggota	Jacobus Sindu Adisuwono	-	*Member*

1. INFORMASI UMUM (lanjutan)

e. Dewan Komisaris, Direksi, Komite Audit, Sekretaris Perusahaan dan Satuan Kerja Audit Internal (lanjutan)

Sekretaris Perusahaan

Sekretaris Perusahaan pada tanggal 31 Desember 2025 dan 2024 adalah Eneng Yulie Andriani.

Satuan Kerja Audit Internal

Kepala Satuan Kerja Audit Internal pada tanggal 31 Desember 2025 dan 2024 adalah Anke Subandy.

f. Entitas Anak

Bank mempunyai kepemilikan pada entitas anak sebagai berikut:

***1. GENERAL INFORMATION** (continued)*

***e. Board of Commissioners, Board of Directors, Audit Committee, Corporate Secretary and Internal Audit Unit** (continued)*

Corporate Secretary

The Corporate Secretary as of 31 December 2025 and 2024 was Eneng Yulie Andriani.

Internal Audit Unit

Head of Internal Audit as of 31 December 2025 and 2024 was Anke Subandy.

f. Subsidiaries

The Bank has ownership in the following subsidiaries:

Entitas Anak/ *Subsidiaries*	Domisili/ *Domicile*	Bidang usaha/ *Business activities*	Persentase kepemilikan/ *Percentage of ownership*		Tahun mulai operasi komersial/ *year of starting commercial operations*	Jumlah aset/ *Total assets*	
			31 Desember/ *December* 2025	31 Desember/ *December* 2024		31 Desember/ *December* 2025	31 Desember/ *December* 2024
PT BANK BTPN SYARIAH Tbk	Jakarta	Perbankan/ *Banking*	70.0%	70.0%	2014	22,786,134	21,736,656
PT BTPN SYARIAH VENTURA*	Jakarta	Modal Ventura/ *Venture Capital*	70.3%	70.3%	2022	262,162	308,421
PT Oto Multiartha	Jakarta	Pembiayaan/ *Financing*	51.0%	51.0%	1994	13,463,259	15,680,599
PT Summit Oto Finance	Jakarta	Pembiayaan/ *Financing*	51.0%	51.0%	1990	16,584,898	15,065,078

* Kepemilikan tidak langsung melalui PT BANK BTPN SYARIAH Tbk sebesar 69,3% dan kepemilikan langsung sebesar 1,0%.

* *Indirect ownership through PT BANK BTPN SYARIAH Tbk of 69.3% and direct ownership of 1.0%.*

PT BANK BTPN SYARIAH Tbk ("BTPNS")

PT BANK BTPN SYARIAH Tbk berkantor pusat di Menara SMBC, lantai 12, CBD Mega Kuningan, Jl. Dr. Ide Anak Agung Gde Agung Kav 5.5 - 5.6, Jakarta Selatan 12950.

Pada tanggal 19 Juli 2013, Bank Indonesia menyetujui rencana Bank untuk melakukan akuisisi sebesar 70% saham PT Bank Sahabat Purba Danarta ("BSPD") melalui suratnya No. 15/10/DPBI/PBI-5/Rahasia dengan syarat dilakukan perubahan atas kegiatan usaha dari BSPD yang semula merupakan bank konvensional menjadi bank umum berdasarkan prinsip syariah.

Berdasarkan Akta Notaris No. 26 dan No. 27 tanggal 30 Januari 2014 yang dibuat di hadapan Hadijah S.H., M.Kn, notaris di Jakarta, Bank telah melakukan akuisisi atas BTPNS dan menjadi pemegang saham mayoritas. Hal ini telah diketahui oleh Kementerian Hukum dan Hak Asasi Manusia Republik Indonesia melalui surat No. AHU-AH.01.10-04338 tertanggal 12 Februari 2014.

PT BANK BTPN SYARIAH Tbk ("BTPNS")

PT BANK BTPN SYARIAH Tbk's head office is located at Menara SMBC 12th floor, CBD Mega Kuningan, Jl. Dr. Ide Anak Agung Gde Agung Kav 5.5 - 5.6, Jakarta Selatan 12950.

On 19 July 2013, Bank Indonesia approved the Bank's plan to acquire 70% shares of PT Bank Sahabat Purba Danarta ("BSPD") through its letter No. 15/10/DPBI/PBI-5/rahasia which is subject to the change of BSPD's business activites from a conventional bank into a commercial bank under sharia principles.

Based on Notarial Deed No. 26 and No. 27 dated 30 January 2014 before Hadijah S.H., M.Kn., notary in Jakarta, the Bank has acquired BTPNS and has become the majority shareholder. It was acknowledged by the Ministry of Law and Human Rights of Republic Indonesia through its letter No. AHU-AH.01.10-04338 dated 12 February 2014.

1. INFORMASI UMUM (lanjutan)

f. Entitas Anak (lanjutan)

PT BANK BTPN SYARIAH Tbk (lanjutan)

Pemisahan Unit Usaha Syariah

Pada tanggal 20 Januari 2014, Rapat Umum Pemegang Saham Luar Biasa Bank yang diaktakan dengan Akta Notaris No. 8 tanggal 4 Juli 2014 di hadapan Hadijah, S.H., M.Kn., notaris di Jakarta dan telah menyetujui pemisahan Unit Usaha Syariah PT Bank Tabungan Pensiunan Nasional Tbk ("UUS BTPN") dari PT Bank Tabungan Pensiunan Nasional Tbk ("BTPN"). Pemisahan dilakukan dengan mengacu kepada Peraturan Bank Indonesia No. 11/10/PBI/2009 yang telah diubah dengan PBI No. 15/14/PBI/2013 tentang Unit Usaha Syariah. Pendirian tersebut telah disetujui oleh Bank Indonesia melalui dua tahap, yaitu persetujuan izin konversi dan izin pemisahan.

Proses Konversi Izin Usaha

Pada tanggal 22 Mei 2014, Bank mendapatkan izin dari Bank Indonesia untuk melaksanakan konversi BSPD berdasarkan Surat Keputusan Dewan Komisioner Otoritas Jasa Keuangan ("OJK") No.Kep-49/D-03/2014. Izin tersebut mengubah kegiatan usaha BTPNS dari bank umum konvensional menjadi bank umum yang melaksanakan kegiatan usaha berdasarkan prinsip syariah.

Pada tanggal 23 Juni 2014, BTPNS memperoleh izin pemisahan dari OJK berdasarkan Surat No: S-17/PB.1/2014. Pemisahan UUS BTPN dilakukan dengan Akta Pemisahan No. 8 tanggal 4 Juli 2014 yang dibuat di hadapan Hadijah, S.H., M.Kn., notaris di Jakarta. Selanjutnya, pemisahan terjadi secara efektif pada tanggal 14 Juli 2014 dan BTPNS memulai kegiatan usaha berdasarkan prinsip syariah, sebagaimana yang dilaporkan kepada Bank Indonesia dengan surat No. S.031/DIR/LG/VII/2014 tanggal 17 Juli 2014 perihal Laporan Pelaksanaan Pembukaan Bank Umum Syariah Hasil Pemisahan.

***1. GENERAL INFORMATION** (continued)*

***f. Subsidiaries** (continued)*

***PT BANK BTPN SYARIAH Tbk** (continued)*

Spin off of Sharia Business Unit

On 20 January 2014, the Bank's Extraordinary General Meeting of Shareholders which was notarised by Notarial Deed No. 8 dated 4 July 2014 before Hadijah, S.H., M.Kn., notary in Jakarta approved the spin-off of the sharia business unit of PT Bank Tabungan Pensiunan Nasional Tbk ("UUS BTPN") from PT Bank Tabungan Pensiunan Nasional Tbk ("BTPN"). The spin-off was made with reference to Bank Indonesia Regulation No.11/10/PBI/2009 which has been amended by PBI No. 15/14/PBI/2013 regarding Sharia Business Unit. The establishment has been approved by Bank Indonesia in two stages, i.e. the approval of the conversion permit and spin-off permit.

Conversion of Business License

On 22 May 2014, the Subsidiary received its permit from Bank Indonesia regarding conversion of BSPD based on the Decision Letter of Board of Commissioner of Otoritas Jasa Keuangan ("OJK") No.Kep-49/D-03/2014. The permit changed BTPNS's business activities from conventional commercial bank to commercial bank which conducts business activities based on sharia principles.

On 23 June 2014, BTPNS received its spin-off permit from OJK based on the Letter No: S - 17/PB.1/2014. The spin-off of UUS BTPN was made under Spin-off Deed No. 8 dated 4 July 2014 and was notarised by Hadijah, S.H., M.Kn., notary in Jakarta. Furthermore, the spin-off became effective on 14 July 2014 and BTPNS started its operational activity based on sharia principles, as reported to Bank Indonesia through its letter No. S.031/DIR/LG/VII/2014 dated 17 July 2014 regarding the Report on the Implementation of the Opening of Sharia Commercial Bank Resulting from the Spin-Off.

1. INFORMASI UMUM (lanjutan)

f. Entitas Anak (lanjutan)

PT BANK BTPN SYARIAH Tbk (lanjutan)

Perubahan Nama PT BANK BTPN SYARIAH Tbk

Berdasarkan Akta Notaris No. 25 tanggal 27 Agustus 2013 juncto Akta Notaris No. 30 tanggal 25 September 2013 keduanya dibuat di hadapan Notaris Hadijah, S.H., M.Kn., BSPD mengubah namanya menjadi PT Bank Tabungan Pensiunan Nasional Syariah. Perubahan di atas telah mendapat persetujuan dari Menteri Hukum dan Hak Asasi Manusia Republik Indonesia melalui Surat Keputusan No. AHU-50529.AH.01.02 Tahun 2013 tanggal 1 Oktober 2013 dan telah diumumkan dalam Berita Negara Republik Indonesia Nomor 94 tahun 2013, tambahan Berita Negara Republik Indonesia No. 124084 tanggal 22 November 2013.

BTPNS mengubah kembali namanya menjadi PT BANK BTPN SYARIAH Tbk sebagaimana didasarkan pada Akta No. 26 tanggal 16 April 2020, yang dibuat di hadapan Ashoya Ratam, S.H., M.Kn., Notaris di Jakarta Selatan, yang telah mendapat persetujuan dari Kementerian Hukum dan Hak Asasi Manusia Republik Indonesia berdasarkan Surat No. AHU-0034666.AH. 01.02.TAHUN 2020 tanggal 8 Mei 2020, dan Surat Penerimaan Pemberitahuan Perubahan Anggaran Dasar No. AHU-AH.01.03-0214020 tanggal 8 Mei 2020, dan telah mendapatkan persetujuan Perubahan Nama ini berdasarkan Surat dari Otoritas Jasa Keuangan (OJK) nomor S-66/PB.101/2020 tanggal 4 Juni 2020 perihal Permohonan Penetapan Penggunaan Izin Usaha karena Perubahan Nama PT Bank Tabungan Pensiunan Nasional Syariah Tbk menjadi PT BANK BTPN SYARIAH Tbk dan Salinan Keputusan Deputi Komisioner Pengawas Perbankan I OJK Nomor KEP-99/PB.1/2020 tanggal 4 Juni 2020.

Anggaran Dasar

Setelah menjadi Bank Umum Syariah, BTPNS telah melakukan beberapa kali perubahan Anggaran Dasar. Perubahan terakhir Anggaran Dasar BTPNS sebagaimana tercantum dalam Akta No. 14 tanggal 17 April 2025, yang dibuat di hadapan Ashoya Ratam, S.H., M.Kn., notaris di Jakarta, penyesuaian dengan Undang-undang No.4 tahun 2023 tentang Pengembangan dan Penguatan Sektor Keuangan *juncto* POJK No.26 tahun 2024 tentang Perluasan Usaha Perbankan *juncto* POJK No.2 tahun 2024 tentang Penerapan Tata Kelola Syariah bagi Bank Umum Syariah dan Unit Usaha Syariah. Akta tersebut telah memperoleh persetujuan Menteri Hukum Republik Indonesia No. AHU-0031617.AH.01.02. Tahun 2025 tanggal 16 Mei 2025 dan Surat Penerimaan Pemberitahuan Perubahan Anggaran Dasar No. AHU-AH.01.03-0132293 tanggal 16 Mei 2025.

***1. GENERAL INFORMATION** (continued)*

***f. Subsidiaries** (continued)*

***PT BANK BTPN SYARIAH Tbk** (continued)*

PT BANK BTPN SYARIAH Tbk's Change of Name

Pursuant to the Notarial Deed No. 25 dated 27 August 2013 juncto Notarial Deed No. 30 dated 25 September 2013 before Hadijah, S.H., M.Kn., BSPD changed its name to PT Bank Tabungan Pensiunan Nasional Syariah. The above change was approved by the Minister of Law and Human Rghts of the Republic of Indonesia through its letter No. AHU-50529.AH.01.02 Year 2013 dated 1 October 2013 and has been published in State Gazette No.94 year 2013, in supplement of the State Gazette No. 124084 dated 22 November 2013.

BTPNS further changed its name to PT BANK BTPN SYARIAH Tbk pursuant to the Notarial Deed No. 26 dated 16 April 2020, before Ashoya Ratam, SH, MKn, Notary in Administrative City of South Jakarta, which was approved by the Minister of Law and Human Rights of the Republic of Indonesia through its letter No. AHU- 0034666.AH.01.02.TAHUN 2020 dated 8 May 2020 and the Letter of Acceptance of the amendment to the Articles of Association No. No. AHU-AH.01.03-0214020 dated 8 May 2020, The change of name of the BTPNS has been approved based on the letter from the Financial Services Authority ("OJK") number S-66/PB.101/2020 dated 4 June 2020 concerning the determination of the use of Business License on behalf PT Bank Tabungan Pensiunan Nasional Syariah Tbk into PT BANK BTPN SYARIAH Tbk and the Copy of Approval of Deputi Komisioner Pengawas Perbankan I OJK Number KEP-99/PB.1/2020 dated 4 June 2020.

Articles of Association

Upon becoming Sharia Commercial Bank, of BTPNS had amended its Articles of Association several times. The latest amendment to the Articles of Association of BTPNS is stated in deed No. 14 dated 17 April 2025, which was notarised by Ashoya Ratam, S.H., M.Kn., notary in Jakarta adjustment to Law No.4 of the Year 2023 concerning the Expansion of Banking Business Activities in conjuction with Financial Services Authority Regulation No. 26 of the Year 2024 concerning the Expansion of Banking Business Activities in conjunction with Financial Services Authority Regulation No.2 of the Year 2024 concerning the Implementation of Sharia Governance in Sharia Commercial Bank and Sharia Business Unit, .The deed was approved by Minister of Law of the Republic of Indonesia through the Decree of the Minister of Law of the Republic of Indonesia No. AHU-0031617.AH.01.02.Tahun 2025 dated 16 May 2025 and letter of Acceptance of the amendment to the Articles of Association No. AHU-AH.01.03-0132293 dated 16 May 2025.

1. INFORMASI UMUM (lanjutan)

f. Entitas Anak (lanjutan)

PT BANK BTPN SYARIAH Tbk (lanjutan)

Susunan Direksi, Dewan Komisaris dan Dewan Pengawas Syariah

Susunan terkini Direksi, Dewan Komisaris dan Dewan Pengawas Syariah BTPNS sebagaimana dituangkan ke dalam Akta Pernyataan Keputusan Rapat Umum Pemegang Saham Tahunan PT BANK BTPN SYARIAH Tbk Nomor 44 tanggal 18 Juli 2025 yang dibuat oleh Ashoya Ratam, SH, MKn, Notaris di Kota Administrasi Jakarta Selatan dan telah diterima dan dicatat di dalam Sistem Administrasi Badan Hukum melalui Surat Keputusan Menteri Hukum Republik Indonesia Nomor No. AHU-AH.01.09-0313448 tanggal 18 Juli 2025 perihal Penerimaan Pemberitahuan Perubahan Data Perseroan PT BANK BTPN SYARIAH Tbk

Maksud dan Tujuan serta Kegiatan Usaha

Sesuai dengan pasal 3 Anggaran Dasar BTPNS, maksud dan tujuan serta kegiatan BTPNS adalah melakukan kegiatan usaha di bidang perbankan berdasarkan prinsip syariah.

Penawaran Umum Perdana Saham

Berdasarkan Rapat Umum Pemegang Saham Luar Biasa (RUPSLB) BTPNS yang dilakukan melalui surat edaran resolusi pemegang saham pada tanggal 16 November 2017, para pemegang saham menyetujui rencana Penawaran Umum Saham Perdana Biasa kepada masyarakat melalui pasar modal serta melakukan pencatatan saham Bank di Bursa Efek Indonesia. Pada tanggal 25 April 2018, BTPNS memperoleh pernyataan efektif dari OJK dengan surat No. S-36/D-04/2018 untuk penawaran umum saham perdana tersebut.

BTPNS melakukan penawaran umum perdana atas 770.370.000 saham dengan nilai nominal sebesar Rp 100 (nilai penuh) setiap saham dengan harga penawaran setiap saham sebesar Rp 975 (nilai penuh) kepada masyarakat di Indonesia. Saham tersebut dicatat di Bursa Efek Indonesia pada tanggal 8 Mei 2018. Dana yang diterima oleh BTPNS atas penawaran umum perdana adalah sebesar Rp 735.020 (setelah biaya emisi dan pajak).

***1. GENERAL INFORMATION** (continued)*

***f. Subsidiaries** (continued)*

***PT BANK BTPN SYARIAH Tbk** (continued)*

Board of Directors, Board of Commissioners and Sharia Supervisory Board

The latest composition of the Board of Directors, the Board of Commissioners and the Sharia Supervisory Board of BTPNS as specified in the Deed of Statement of Resolutions of the Annual General Meeting of Shareholders of PT BANK BTPN SYARIAH Tbk Number 44 dated 18 July 2025 made by Ashoya Ratam, SH, MKn, Notary in Administrative City of South Jakarta and has been received and recorded in Legal Entity Administration System through Decree Letter of Minister of Law of the Republic of Indonesia No. AHU-AH.01.09-0313448 dated 18 July 2025 regarding Receipt of Notification on the Change of Data of Company of PT BANK BTPN SYARIAH Tbk.

The Objectives and Scope of Activities

In accordance with article 3 of the Articles of Association of BTPNS, the objective and scope of activities of BTPNS is to engage in banking industry based on sharia principles.

Initial Public Offering

Pursuant to the Circular Resolution of the Shareholders in lieu of the Extraordinary General Meeting of Shareholders (EGMS) of BTPNS dated 16 November 2017, the shareholders approved the plan to conduct Initial Public Offering of Ordinary Shares to public through capital market and listing of the Subsidiary's shares at the Indonesia Stock Exchange. On 25 April 2018, BTPNS obtained the effective notification from OJK through letter No. S-36/D-04/2018 for this initial public offering.

BTPNS undertook an initial public offering of 770,370,000 shares with a nominal value of Rp 100 (full amount) per share with offering price of Rp 975 (full amount) per share to the public in Indonesia. The shares were listed at the Indonesia Stock Exchange on 8 May 2018. The funds received by BTPNS from the initial public offering amounting to Rp 735,020 (net of issuance costs and tax).

1. INFORMASI UMUM (lanjutan)

f. Entitas Anak (lanjutan)

PT BANK BTPN SYARIAH Tbk (lanjutan)

Akuisisi dari kepentingan non-pengendali pada PT BANK BTPN SYARIAH Tbk

Pada tanggal 11 Mei 2018, Bank mengakuisisi 7% saham atas BTPNS dengan imbalan pembelian sebesar Rp 550.045. Kepentingan non-pengendali BTPNS pada tanggal akuisisi adalah Rp 525.778. Dengan demikian, kepemilikan Bank atas BTPNS kembali menjadi 70%. Dampak perubahan atas kepemilikan saham BTPNS adalah sebagai berikut:

	2018	
Kepentingan non-pengendali yang diakuisisi	525,778	*Non-controlling interest acquired*
Imbalan yang dibayarkan kepada kepentingan non-pengendali	(550,045)	*Consideration paid to non-controlling interest*
Selisih lebih imbalan uang dibayarkan yang diakui pada ekuitas Bank	(24,267)	*Excess of consideration paid as recorded in the Bank's equity*

Dampak transaksi dengan kepentingan non-pengendali pada ekuitas adalah sebagai berikut:

	2018	
Perubahan pada ekuitas:		*Changes in equity:*
- Dampak atas penawaran umum Perdana	209,242	*Effect on initial public offering*
- Akuisisi saham tambahan pada BTPNS	(24,267)	*Acquisition of additional interest in - BTPNS*
Dampak bersih pada ekuitas	184,975	*Net effect in equity*

Pembagian dividen tunai oleh PT BANK BTPN SYARIAH Tbk

BTPNS membagikan dividen untuk tahun buku 2024 kepada para pemegang saham sebesar Rp 265.778 atau Rp 34,5 (nilai penuh) per lembar saham. Dividen tunai yang dibayarkan senilai Rp 259.604 dengan pajak dividen sebesar Rp 6.173. Pada tanggal 16 Mei 2025, PT Kustodian Sentral Efek Indonesia telah melakukan distribusi dividen tunai kepada Pemegang Saham berdasarkan tanggal pencatatan tanggal 30 April 2025.

BTPNS membagikan dividen untuk tahun buku 2023 kepada para pemegang saham sebesar Rp 540.397 atau Rp 70,15 (nilai penuh) per lembar saham. Dividen tunai yang dibayarkan senilai Rp 525.231 dengan pajak dividen sebesar Rp 15.166. Pada tanggal 19 April 2024, PT Kustodian Sentral Efek Indonesia telah melakukan distribusi dividen tunai kepada Pemegang Saham berdasarkan tanggal pencatatan tanggal 2 April 2024.

***1. GENERAL INFORMATION** (continued)*

***f. Subsidiaries** (continued)*

***PT BANK BTPN SYARIAH Tbk** (continued)*

Acquisition of non-controlling interest of PT BANK BTPN SYARIAH Tbk

On 11 May 2018, the Bank acquired 7% shares of BTPNS for a purchase consideration of Rp 550,045. The non-controlling interest in BTPNS on the date of acquisition was Rp 525,778. Therefore, the Bank's ownership in BTPNS became 70%. The effect of changes in the ownership interest of BTPNS was as follows:

Effects of transactions with non-controlling interests on the equity was as follows:

Cash dividend distribution by PT BANK BTPN SYARIAH Tbk

BTPNS distributed dividend for financial year 2024 to shareholders amounting Rp 265,778 or Rp 34.5 (full amount) per share. Cash dividend was paid at the amount of Rp 259,604 with tax on dividend amounting to Rp 6,173. On 16 May 2025, PT Kustodian Sentral Efek Indonesia has distributed cash dividends to Shareholders based on the recording date of 30 April 2025.

BTPNS distributed dividend for financial year 2023 to shareholders amounting Rp 540,397 or Rp 70.15 (full amount) per share. Cash dividend was paid at the amount of Rp 525,231 with tax on dividend amounting to Rp 15,166. On 19 April 2024, PT Kustodian Sentral Efek Indonesia has distributed cash dividends to Shareholders based on the recording date of 2 April 2024.

1. INFORMASI UMUM (lanjutan)

f. Entitas Anak (lanjutan)

PT BANK BTPN SYARIAH Tbk (lanjutan)

Pembagian dividen interim oleh PT BANK BTPN SYARIAH Tbk

Sesuai Keputusan Sirkular Direksi sebagai Pengganti Keputusan Yang Diambil Dalam Rapat Direksi PT Bank BTPN Syariah Tbk No.011/CIR/DIR/XI/2025 tanggal 10 November 2025 tentang Usulan Pembagian Dividen Interim tahun 2025 dan Keputusan Sirkuler Dewan Komisaris Pengganti Keputusan Yang Diambil Dalam Rapat Dewan Komisaris PT Bank BTPN Syariah Tbk No.011/CIR/DEKOM/XI/2025 tanggal 17 November 2025 tentang Persetujuan Dewan Komisaris sehubungan Usulan Direksi atas pembagian Dividen Interim tahun 2025, Direksi dan Dewan Komisaris menetapkan bahwa Bank akan membayarkan dividen interim kepada pemegang saham berdasarkan Laporan Keuangan posisi 30 September 2025 sebesar Rp 304.296 atau Rp 39,5 (nilai penuh) per saham Dividen tunai yang dibayarkan senilai Rp 296.086 dengan pajak dividen sebesar Rp 8.210. Pada tanggal 18 Desember 2025, PT Kustodian Sentral Efek Indonesia telah melakukan distribusi dividen tunai kepada Pemegang Saham berdasarkan tanggal pencatatan tanggal 1 Desember 2025.

PT BTPN SYARIAH VENTURA

PT BTPN SYARIAH VENTURA (BTPNS Ventura) berkantor di Jl. Radio Dalam No.100, Kebayoran Baru, Jakarta Selatan 12140.

Berdasarkan Akta Pendirian Nomor 36 tanggal 21 Oktober 2021 yang dibuat dihadapan Notaris Ashoya Ratam, S.H., Mkn, Notaris di Jakarta dan telah mendapat persetujuan dari Menteri Hukum dan Hak Asasi Manusia Republik Indonesia dalam Surat Keputusan No. AHU-0066702.AH.01.01.Tahun 2021 tanggal 22 Oktober 2021, telah dibentuk entitas anak dari PT BANK BTPN SYARIAH Tbk.

Susunan Pemegang Saham terakhir BTPNS Ventura adalah sebagaimana dituangkan ke dalam Akta No. 10 tanggal 10 Maret 2022 yang dibuat oleh Ashoya Ratam, S.H., M.Kn., notaris di Jakarta dan telah diterima dan dicatat di dalam Sistem Administrasi Badan Hukum melalui Surat Keputusan Menteri Hukum dan Hak Asasi Manusia Republik Indonesia No. AHU-AH.01.03-0158924 tanggal 10 Maret 2022.

***1. GENERAL INFORMATION** (continued)*

***f. Subsidiaries** (continued)*

***PT BANK BTPN SYARIAH Tbk** (continued)*

Interim dividend distribution by PT BANK BTPN SYARIAH Tbk

In accordance with the Circular Resolution of the Board of Directors in Lieu of the Resolution Adopted at the Board of Directors Meeting of PT Bank BTPN Syariah Tbk No.011/CIR/DIR/XI/2025 dated 10 November 2025 concerning the Proposed Distribution of Interim Dividends for 2025 and the Circular Resolution of the Board of Commissioners in Lieu of the Resolution Adopted at the Board of Commissioners Meeting of PT Bank BTPN Syariah Tbk No.011/CIR/DEKOM/XI/2025 dated 17 November 2025 concerning the Approval of the Board of Commissioners regarding the Board of Directors Proposal for the Distribution of Interim Dividends for 2025, the Board of Directors and the Board of Commissioners have determined that the Bank will pay an interim dividend to shareholders based on financial statement as of 30 September 2025 amounting Rp 304,296 or Rp 39.5 (full amount) per share. Cash dividend was paid at the amount of Rp 296,086 with tax on dividend amounting to Rp 8.210. On 18 December 2025, PT Kustodian Sentral Efek Indonesia has distributed cash dividends to Shareholders based on the recording date of 1 December 2025.

PT BTPN SYARIAH VENTURA

PT BTPN SYARIAH VENTURA (BTPNS Ventura)'s office is located at Jl. Radio Dalam No.100, Kebayoran Baru, Jakarta Selatan 12140.

Based on the Deed of Establishment Number 36 dated 21 October 2021, drawn up before Notary Ashoya Ratam, S.H., Mkn, Notary in Jakarta and has received approval from the Minister of Law and Human Rights of the Republic of Indonesia in Decree No. AHU-0066702.AH.01.01.Year 2021 dated 22 October 2021, a subsidiary of PT BANK BTPN SYARIAH Tbk.

The latest composition of the Shareholders of BTPNS Ventura is as specified in the Deed No. 10 dated 10 March 2022 made by Ashoya Ratam, S.H., M.Kn., notary in Jakarta and has been received and recorded in Legal Entity Administration System through Decree Letter of Ministry of Law and Human Rights of the Republic of Indonesia Number No. AHU-AH.01.03-0158924 dated 10 March 2022.

1. INFORMASI UMUM (lanjutan)

f. Entitas Anak (lanjutan)

PT BTPN SYARIAH VENTURA (lanjutan)

Sedangkan Susunan Dewan Komisaris, Direksi dan Dewan Pengawas Syariah BTPNS Ventura terakhir adalah sebagaimana dituangkan kedalam akta Pernyataan Keputusan diluar Rapat Umum Pemegang Saham nomor 4 tanggal 1 Agustus 2025 yang dibuat oleh Ashoya Ratam, S.H., M.Kn., notaris di Jakarta dan telah diterima dan dicatat di dalam Sistem Administrasi Badan Hukum melalui Surat Keputusan Menteri Hukum dan Hak Asasi Manusia Republik Indonesia No. AHU-AH.01.09-0328020 tanggal 21 Agustus 2025.

BTPNS Ventura telah mendapatkan perijinan operasional dari Otoritas Jasa Keuangan melalui Surat Keputusan Anggota Dewan Komisaris Nomor KEP-23/D.05/2022 tanggal 20 Mei 2022 tentang Pemberian Izin Usaha Perusahaan Modal Ventura Syariah kepada PT BTPN SYARIAH VENTURA dan efektif menjalankan kegiatan operasionalnya pada tanggal 30 Mei 2022.

Tujuan pendirian BTPNS Ventura adalah untuk menunjang kegiatan usaha dan aspirasi Entitas Anak dalam mewujudkan digital ekosistem bagi segmen yang dilayaninya.

BTPNS Ventura merupakan perusahaan yang melakukan kegiatan usaha modal ventura syariah, pengelolaan dana ventura, dan kegiatan usaha lain dengan persetujuan Otoritas terkait yang seluruhnya dilaksanakan berdasarkan prinsip syariah.

Rapat Umum Pemegang Saham Luar Biasa yang dinotariskan dengan Akta No.04 tanggal 1 Agustus 2025 oleh Notaris Ashoya Ratam, SH., MKn. di Jakarta, menyetujui rencana likuidasi BTPNS Ventura. Akta ini telah mendapatkan persetujuan dari Menteri Hukum dan Hak Asasi Manusia Republik Indonesia No. AHU-AH.01.09-0328020 tanggal 21 Agustus 2025. Untuk menindaklanjuti keputusan pemegang saham, BTPNS Ventura telah mengirimkan permohonan pencabutan Izin Usaha dan Pembubaran BTPNS Ventura kepada Otoritas Jasa Keuangan (OJK) Lembaga Pembiayaan, Perusahaan Modal Ventura, Lembaga Keuangan Mikro, dan Lembaga Jasa Keuangan Lainnya (PVML) Syariah melalui surat nomor S.071/DIR/HK/IX/2025 tanggal 8 September 2025. Atas surat ini, OJK telah menyampaikan persetujuan prinsip melalui surat nomor S-41/D.06/2025 tanggal 19 Desember 2025 perihal Persetujuan Rencana Pembubaran PT BTPN Syariah Ventura melalui Keputusan Rapat Umum Pemegang Saham.

***1. GENERAL INFORMATION** (continued)*

***f. Subsidiaries** (continued)*

***PT BTPN SYARIAH VENTURA** (continued)*

Whereas the latest composition of the Board of Commissioners, the Board of Directors and the Sharia Supervisory Board of BTPNS Ventura is as specified in the in the Deed of Circular Resolution of the General Meeting of Shareholders number 4 dated 1 August 2025, made by Ashoya Ratam, S.H., M.Kn., notary in Jakarta and has been received and recorded in Legal Entity Administration System through Decree Letter of Ministry of Law and Human Rights of the Republic of Indonesia Number No. AHU-AH.01.09-0328020 *dated 21 August 2025.*

BTPNS Ventura has obtained operational permits from the Financial Services Authority by means of letter Number KEP-23/D.05/2022 dated 20 May 2022, regarding the Granting of Business Permit of Sharia Venture Capital Company to PT BTPN SYARIAH VENTURA and effectively carried out its operational activities on 30 May 2022.

The purpose of establishing BTPNS Ventura is to support the business activities and aspiration of the Subsidiary in realizing a digital ecosystem for the segment it served.

BTPNS Ventura is a company that carries out the sharia venture capital business activities, venture fund management, and other business activities upon approval from relevant authorities, all of which are carried out based on sharia principles.

The Extraordinary General Meeting of Shareholders notarized by Deed No.04 dated 1 August 2025 by Notary Ashoya Ratam, SH., MKn. in Jakarta, approved the planned dissolution of the BTPNS Ventura. This deed has been approved by the Minister of Law and Human Rights of the Republic of Indonesia under No. AHU-AH.01.09-0328020 dated 21 August 2025. To follow up on shareholder decisions, BTPNS Ventura has submitted an application for revocation of its Business License and Dissolution of the BTPNS Ventura to the Financial Services Authority (OJK) Financing Institutions, Venture Capital Companies, Microfinance Institutions,and Other Financial Services Institutions (PVML) Sharia through letter number S.071/DIR/HK/IX/2025 dated 8 September 2025. Based on this letter, the OJK has conveyed its approval in principle through letter number S-41/D.06/2025 dated 19 December 2025 regarding the Approval of the Plan to Dissolve PT BTPN Syariah Ventura through the Decision of the General Meeting of Shareholders.

1. INFORMASI UMUM (lanjutan)

f. Entitas Anak (lanjutan)

PT Oto Multiartha

PT Oto Multiartha (”OTO") berkantor di Gedung Summitmas II, Lantai 18, Jl. Jendral Sudirman Kav.61-62, Jakarta, Indonesia

OTO didirikan dengan nama PT Manunggal Multi Finance berdasarkan akta No. 245 tanggal 28 Maret 1994 yang dibuat di hadapan Wiwiek Widjajanti, S.H., selaku notaris kandidat, pengganti dari Ny. Erly Soehandjojo, S.H., notaris di Jakarta. Akta notaris ini telah disahkan oleh Menteri Kehakiman Republik Indonesia (sekarang Menteri Hukum dan Hak Asasi Manusia) melalui Surat Keputusan No. C2-6033.HT.01.01.Th.94 tanggal 16 April 1994, dan telah diumumkan dalam Tambahan No. 4902 pada Berita Negara Republik Indonesia No. 60 tanggal 29 Juli 1994.

OTO memperoleh izin usaha sebagai lembaga pembiayaan dari Menteri Keuangan Republik Indonesia melalui Surat Keputusan No. 556/KMK.017/1994 tanggal 10 November 1994, yang telah diubah berdasarkan surat No. S-6316/LK/1995 tanggal 5 Desember 1995. OTO memulai kegiatan komersialnya pada tahun 1994, dan saat ini bergerak dalam bidang pembiayaan konsumen.

Berdasarkan perubahan anggaran dasar yang terakhir sebagaimana disebutkan dalam akta No. 23 tanggal 27 Maret 2024 yang dibuat di hadapan Aryanti Artisari, S.H., M.KN, notaris di Jakarta, mengenai perubahan pemegang saham OTO sehingga komposisi pemegang saham OTO menjadi PT BANK BTPN Tbk (sekarang PT Bank SMBC Indonesia Tbk) dengan kepemilikan saham seri B sebanyak 473.640.735 lembar atau 51%, PT Summit Auto Group dengan kepemilikan saham seri B sebanyak 315.760.490 lembar atau 34% dan PT Sinar Mas Multiartha Tbk dengan kepemilikan saham seri A sebanyak 139.306.099 atau 15%. Pada anggaran dasar ini juga terdapat perubahan masa jabatan direksi menjadi 3 tahun dan perubahan ketentuan dividen interim. Akta perubahan ini telah diberitahukan dan diterima oleh Menteri Hukum dan Hak Asasi Manusia Republik Indonesia berdasarkan Surat Penerimaan Pemberitahuan No. AHU-AH.01.03-0075020 dan AHU-AH.01.09-124682, keduanya masing-masing tertanggal 27 Maret 2024.

***1. GENERAL INFORMATION** (continued)*

***f. Subsidiaries** (continued)*

PT Oto Multiartha

PT Oto Multiartha (“OTO”) is located at Summitmas Tower II, Floor 18, Jl. Jendral Sudirman Kav.61-62, Jakarta, Indonesia

OTO, formerly PT Manunggal Multi Finance, was established by virtue of notarial deed No. 245 dated 28 March 1994 of Wiwiek Widjajanti, S.H., candidate notary, a substitute notary of Ny. Erly Soehandjojo, S.H., notary public in Jakarta. This notarial deed was approved by Minister of Justice of the Republic of Indonesia (currently Minister of Law and Human Rights) in its Decision Letter No. C2-6033.HT.01.01.Th.94 dated 16 April 1994, and was published in Supplement No. 4902 to State Gazette of the Republic of Indonesia No. 60 dated 29 July 1994.

OTO obtained its business license as a financing company from the Minister of Finance of the Republic Indonesia in its Decision Letter No. 556/KMK.017/1994 dated 10 November 1994, which has been changed based on letter No. S-6316/LK/1995 dated 5 December 1995. OTO commenced its commercial operations in 1994, and is currently engaged in consumer financing.

Based on the latest amendment Articles of Association as stated in the notarial deed No. 23 dated 27 March 2024 of Aryanti Artisari, S.H., M.KN, notary public in Jakarta, concerning the change shareholder of OTO, therefore the shareholder composition is consist of PT BANK BTPN Tbk (currently PT Bank SMBC Indonesia Tbk) with ownership of shares series B amounted 473,640,735 shares or 51%, PT Summit Auto Group with ownership of shares series B amounted 315,760,490 shares or 34% and PT Sinar Mas Multiartha Tbk with ownership of shares series A amounted 139,306,099 shares or 15%. This Articles of Association also change the term of office of Board of Directors to 3 years and changes in interim dividend. This amendment has been informed and received by the Minister of Law and Human Rights of the Republic of Indonesia based on Receipt Letter No. AHU-AH.01.03-0075020 and AHU-AH.01.09-124682, both dated 27 March 2024.

1. INFORMASI UMUM (lanjutan)

f. Entitas Anak (lanjutan)

PT Oto Multiartha (lanjutan)

Akuisisi PT Oto Multiartha

Pada tanggal 27 Maret 2024, Bank mengakuisisi 51% saham biasa (saham seri B) OTO dengan nominal pembelian sebesar Rp 3.926.955.

Saham preferen tidak diperhitungkan dalam pembagian laba bersih antara entitas induk dengan kepentingan non-pengendali sehingga pembagian laba bersih hanya untuk 85% saham biasa (saham seri B). Oleh karena itu, Bank berhak atas laba bersih OTO sebesar 60% (yang merupakan hasil pembagian antara 51% kepemilikan dari total 85% saham biasa). Dampak perubahan atas kepemilikan saham OTO adalah sebagai berikut:

***1. GENERAL INFORMATION** (continued)*

***f. Subsidiaries** (continued)*

***PT Oto Multiartha** (continued)*

Acquisition of PT Oto Multiartha

On 27 March 2024, the Bank acquired 51% of OTO's ordinary shares (series B shares) for a purchase amounted to Rp 3,926,955.

The preference shares are not taken into account in the distribution of net profit between the parent entity and non-controlling interests so that the distribution of net profit is only for 85% ordinary shares (series B shares). Therefore, the Bank is entitled for OTO's net profit of 60% (which represents the divided amount of 51% ownership of total 85% ordinary shares). The effect of changes in the ownership interest of OTO was as follows:

	2024	
Jumlah aset bersih yang teridentifikasi	5,598,214	*Total identifiable net assets*
Kepentingan non pengendali	(2,325,485)	*Non-controlling interests*
Total nilai aset neto yang diakuisisi	3,272,729	*Total net asset acquired*
Penyesuaian nilai wajar:		*Fair value adjustment:*
Piutang pembiayaan	20,916	*Financing receivables*
Aset takberwujud:		*Intangible assets:*
- Merek dagang	33,827	*Trademarks -*
- Hubungan pelanggan	55,418	*Customer relationship -*
- Piranti lunak	32,929	*Software -*
Aset pajak tangguhan	(31,480)	*Deferred tax asset*
Nilai wajar aset neto	3,384,339	*Fair value of net assets*
Imbalan yang dibayarkan	(3,926,955)	*Consideration paid*
Goodwill - posisi bersih	(542,616)	*Goodwill - net basis*

Tabel berikut ini merangkum jumlah aset yang diperoleh dan liablitas yang diambil alih pada tanggal akuisisi:

The following table summarized the amounts of the assets required and liabilities assumed on the acquisition date:

	2024	
ASET		***ASSETS***
Kas	5,554	*Cash*
Giro pada bank-bank lain	267,593	*Curent accounts with other banks*
Penempatan pada bank-bank lain	281,414	*Placement with other banks*
Tagihan derivatif	144,200	*Derivative receivables*
Piutang pembiayaan	13,841,631	*Financing receivables - net*
Beban dibayar dimuka	44,531	*Prepaid expense*
Pajak dibayar dimuka	140,863	*Prepaid taxes*
Aset pajak tangguhan	9,344	*Deferred tax assets*
Aset tetap	369,192	*Fixed assets*
Aset takberwujud	176,009	*Intangible assets*
Aset lain-lain	279,617	*Other assets*
Jumlah aset	**15,559,948**	***Total assets***
LIABILITAS		***LIABILITIES***
Liablitas derivatif	110,017	*Derivative payables*
Utang pajak	32,127	*Taxes payables*
Efek-efek yang diterbitkan	994,355	*Securities issued*
Pinjaman yang diterima	8,432,707	*Borrowings*
Akrual	22,028	*Accruals*
Liabilitas imbalan kerja karyawan	156,592	*Employee benefits liabilities*
Liabilitas sewa	34,131	*Lease liabilities*
Liabilitas lain-lain	179,777	*Other liabilities*
Jumlah liabilitas	**9,961,734**	***Total liabilities***
Jumlah aset bersih yang teridentifikasi	**5,598,214**	***Total identifiable net assets***

1. INFORMASI UMUM (lanjutan)

f. Entitas Anak (lanjutan)

PT Oto Multiartha (lanjutan)

Pembagian dividen tunai oleh PT Oto Multiartha

OTO memiliki 2 jenis saham yaitu saham seri A dan saham seri B. Saham seri A adalah jenis saham preferen sedangkan saham seri B adalah jenis saham biasa. Pemegang saham seri A berhak untuk menerima dividen non-kumulatif lebih dahulu dari pemegang saham klasifikasi lain dalam jumlah yang akan ditentukan oleh Rapat Umum Pemegang Saham.

Berdasarkan Keputusan Secara Sirkuler Menggantikan Rapat Umum Pemegang Saham Tahunan PT Oto Multiartha tanggal 30 Juni 2025, pemegang saham setuju untuk mengumumkan dan membagikan dividen kas sebesar Rp 28.558.

Berdasarkan Keputusan Secara Sirkuler Menggantikan Rapat Umum Pemegang Saham Tahunan PT Oto Multiartha tanggal 20 Juni 2024, pemegang saham setuju untuk mengumumkan dan membagikan dividen kas sebesar Rp 27.890.

PT Summit Oto Finance

PT Summit Oto Finance ("SOF") berkantor di Gedung Summitmas II, Lantai 8, Jl. Jendral Sudirman Kav.61-62, Jakarta, Indonesia.

SOF didirikan dengan nama PT Summit Sinar Mas Finance, berdasarkan akta No. 214 tanggal 20 September 1990, yang diubah dengan akta No. 194 tanggal 22 Oktober 1990 yang keduanya dibuat di hadapan Mudofir Hadi, S.H., notaris di Jakarta. Akta notaris ini telah disahkan oleh Menteri Kehakiman Republik Indonesia (sekarang Menteri Hukum dan Hak Asasi Manusia) dengan Surat Keputusan No. C2-6214.HT.01.01.TH.90 tanggal 30 Oktober 1990, didaftarkan di Kantor Pengadilan Negeri Jakarta Selatan dibawah No. 865/Not/1990/PN.JKT.SEL tanggal 7 November 1990 serta telah dimuat dalam Tambahan No. 5041 pada Berita Negara Republik Indonesia No. 99 tanggal 11 Desember 1990.

SOF memperoleh izin usaha sebagai lembaga pembiayaan dari Menteri Keuangan Republik Indonesia melalui Surat Keputusan No. 1601/KMK.013/1990 tanggal 28 Desember 1990 yang telah diubah dengan Surat Keputusan No. KEP-243/KM.6/2003 tanggal 30 Juni 2003. SOF saat ini bergerak dalam bidang pembiayaan konsumen, dan memulai kegiatan pembiayaan sepeda motor pada tahun 2003.

***1. GENERAL INFORMATION** (continued)*

***f. Subsidiaries** (continued)*

***PT Oto Multiartha** (continued)*

Cash dividend distribution by PT Oto Multiartha

OTO has 2 types of shares, which are series A share and series B share. Series A shares are preference shares while series B shares are common shares. The shareholders of series A shares are entiled to receive a non-cumulative dividend earlier than other shareholders in the amount that will be determined by the general meeting of shareholders.

Based on the Circular Resolution In Lieu of The Annual General Meeting of the Shareholders of PT Oto Multiartha on 30 June 2025, the shareholders approved to declare and distributes cash dividends amounting to Rp 28,558.

Based on the Circular Resolution In Lieu of The Annual General Meeting of the Shareholders of PT Oto Multiartha on 20 June 2024, the shareholders approved to declare and distributes cash dividends amounting to Rp 27,890.

PT Summit Oto Finance

PT Summit Oto Finance ("SOF")'s office is located at Summitmas Tower II, Floor 8, Jl. Jendral Sudirman Kav.61-62, Jakarta, Indonesia.

SOF was established formerly under name of PT Summit Sinar Mas Finance based on notarial deed No. 214 dated 20 September 1990 as amended by notarial deed No. 194 dated 22 October 1990 of Mudofir Hadi, S.H., notary public in Jakarta. This notarial deed of establishment was approved by the Ministry of Justice of the Republic of Indonesia (currently Ministry of Law and Human Rights) in its Decision Letter No. C2-6214.HT.01.01.TH.90 dated 30 October 1990, registered at the South Jakarta District Court under No. 865/Not/1990/ PN.JKT.SEL dated 7 November 1990 and was published in Supplement No. 5041 to State Gazette of the Republic of Indonesia No. 99 dated 11 December 1990.

SOF obtained its business license as a financing company from the Ministry of Finance of the Republic of Indonesia in its Decision Letter No. 1601/KMK.013/1990 dated 28 December 1990 which was changed with Decision Letter No. KEP-243/KM.6/2003 dated 30 June 2003. SOF is currently engaged in consumer financing, and commenced motorcycles financing operation in 2003.

1. INFORMASI UMUM (lanjutan)

f. Entitas Anak (lanjutan)

PT Summit Oto Finance (lanjutan)

Berdasarkan perubahan anggaran dasar terakhir sebagaimana disebutkan dalam akta No. 22 tanggal 27 Maret 2024 yang dibuat di hadapan Aryanti Artisari, S.H., M.KN, notaris di Jakarta, mengenai perubahan pemegang saham SOF sehingga komposisi pemegang saham SOF menjadi PT BANK BTPN Tbk (sekarang PT Bank SMBC Indonesia Tbk) dengan kepemilikan saham seri B sebanyak 2.490.901 lembar atau 51%, PT Summit Auto Group dengan kepemilikan saham seri B sebanyak 1.660.601 lembar atau 34% dan PT Sinar Mas Multiartha Tbk dengan kepemilikan saham seri A sebanyak 732.618 atau 15%. Pada anggaran dasar ini juga terdapat perubahan masa jabatan direksi menjadi 3 tahun dan perubahan ketentuan dividen interim. Akta perubahan ini telah diberitahukan dan diterima oleh Menteri Hukum dan Hak Asasi Manusia Republik Indonesia berdasarkan Surat Penerimaan Pemberitahuan No. AHU-AH.01.03-0075025 dan AHU-AH.01.09-124689, keduanya masing-masing tertanggal 27 Maret 2024.

Akuisisi PT Summit Oto Finance

Pada tanggal 27 Maret 2024, Bank mengakuisisi 51% saham biasa (saham seri B) SOF dengan imbalan pembelian dengan nominal sebesar Rp 2.623.788.

Saham preferen tidak diperhitungkan dalam pembagian laba bersih antara entitas induk dengan kepentingan non-pengendali sehingga pembagian laba bersih hanya untuk 85% saham biasa (saham seri B). Oleh karena itu, Bank berhak atas laba bersih SOF sebesar 60% (yang merupakan hasil pembagian antara 51% kepemilikan dari total 85% saham biasa). Dampak perubahan atas kepemilikan saham SOF adalah sebagai berikut:

***1. GENERAL INFORMATION** (continued)*

***f. Subsidiaries** (continued)*

***PT Summit Oto Finance** (continued)*

Based on the latest amendment of Articles of Association which was effected by notarial deed No. 22 dated 27 March 2024 of Aryanti Artisari, S.H., M.KN, notary public in Jakarta, concerning the change shareholder of SOF, therefore the shareholder composition is consist of PT BANK BTPN Tbk (currently PT Bank SMBC Indonesia Tbk) with ownership of shares series B amounted 2,490,901 shares or 51%, PT Summit Auto Group with ownership of shares series B amounted 1,660,601 shares or 34% and PT Sinar Mas Multiartha Tbk with ownership of shares series A amounted 732,618 shares or 15%. This Articles of Association also change the term of office of Board of Directors to 3 years and changes in interim dividend provisions. This amendment has been informed and received by the Minister of Law and Human Rights of the Republic of Indonesia based on Receipt Letter No. AHU-AH.01.03-0075025 dan AHU-AH.01.09-124689, both dated 27 March 2024.

Acquisition of PT Summit Oto Finance

On 27 March 2024, the Bank acquired 51% SOF's ordinary shares (series B shares) for a purchase amounted to Rp 2,623,788.

The preference shares are not taken into account in the distribution of net profit between the parent entity and non-controlling interests so that the distribution of net profit is only for 85% ordinary shares (series B shares). Therefore, the Bank is entitled for SOF's net profit of 60% (which represents the divided amount of 51% ownership of total 85% ordinary shares). The effect of changes in the ownership interest of SOF was as follows:

	2024	
Jumlah aset bersih yang teridentifikasi	4,009,775	*Total identifiable net assets*
Kepentingan non pengendali	(1,827,005)	*Non-controlling interests*
Total nilai aset neto yang diakuisisi	2,182,770	*Total net asset acquired*
Penyesuaian nilai wajar:		*Fair value adjustment:*
Piutang pembiayaan	(351,719)	*Financing receivables*
Aset takberwujud:		*Intangible assets:*
- Merek dagang	27,233	*Trademarks -*
- Hubungan pelanggan	269,643	*Customer relationship -*
- Piranti lunak	(13,691)	*Software -*
Aset pajak tangguhan	15,078	*Deferred tax asset*
Nilai wajar aset neto	2,129,314	*Fair value of net assets*
Imbalan yang dibayarkan	(2,623,788)	*Consideration paid*
Goodwill - posisi bersih	(494,474)	*Goodwill - net basis*

1. INFORMASI UMUM (lanjutan)

f. Entitas Anak (lanjutan)

PT Summit Oto Finance (lanjutan)

Akuisisi PT Summit Oto Finance (lanjutan)

Tabel berikut ini merangkum jumlah aset yang diperoleh dan liabilitas yang diambil alih pada tanggal akuisisi:

***1. GENERAL INFORMATION** (continued)*

***f. Subsidiaries** (continued)*

***PT Summit Oto Finance** (continued)*

***Acquisition of PT Summit Oto Finance** (continued)*

The following table summarized the amounts of the assets acquired and liabilities assumed on the acquisition date:

	2024	
ASET		***ASSETS***
Kas	6,354	*Cash*
Giro pada bank-bank lain	188,115	*Curent accounts with other banks*
Penempatan pada bank-bank lain	282,157	*Placement with other banks*
Tagihan derivatif	187,006	*Derivative receivables*
Piutang pembiayaan - bersih	12,770,844	*Financing receivables - net*
Beban dibayar dimuka	87,678	*Prepayments*
Aset pajak tangguhan	93,919	*Deferred tax assets*
Aset tetap	90,757	*Fixed assets*
Aset takberwujud	205,313	*Intangible assets*
Aset lain-lain	260,671	*Other assets*
Jumlah aset	14,172,814	***Total assets***
LIABILITAS		***LIABILITIES***
Liabilitas derivatif	136,504	*Derivative payables*
Utang pajak	21,286	*Taxes payable*
Pinjaman yang diterima	9,358,270	*Borrowings*
Akrual	23,571	*Accruals*
Liabilitas imbalan kerja karyawan	288,823	*Employee benefits liabilities*
Liabilitas sewa	37,122	*Lease liabilities*
Liabilitas lain-lain	297,463	*Other liabilities*
Jumlah liabilitas	10,163,039	***Total liabilities***
Jumlah aset bersih teridentifikasi	4,009,775	***Total identifiable net assets***

Pembagian dividen tunai oleh PT Summit Oto Finance

SOF memiliki 2 jenis saham yaitu saham seri A dan saham seri B. Saham seri A adalah jenis saham preferen sedangkan saham seri B adalah jenis saham biasa. Pemegang saham seri A berhak untuk menerima dividen non-kumulatif lebih dahulu dari pemegang saham klasifikasi lain dalam jumlah yang akan ditentukan oleh Rapat Umum Pemegang Saham.

Berdasarkan Keputusan Secara Sirkuler Menggantikan Rapat Umum Pemegang Saham Tahunan PT Summit Oto Finance tanggal 30 Juni 2025, pemegang saham setuju untuk mengumumkan dan membagikan dividen kas sebesar Rp 134.527.

Berdasarkan Keputusan Secara Sirkuler Menggantikan Rapat Umum Pemegang Saham Tahunan PT Summit Oto Finance tanggal 20 Juni 2024, pemegang saham setuju untuk mengumumkan dan membagikan dividen kas sebesar Rp 66.730.

Cash dividend distribution by PT Summit Oto Finance

SOF has 2 types of shares, which are series A share and series B share. Series A shares are preference shares while series B shares are common shares. The shareholders of series A shares are entiled to receive a non-cumulative dividend earlier than other shareholders in the amount that will be determined by the general meeting of shareholders.

Based on the Circular Resolution In Lieu of The Annual General Meeting of the Shareholders of PT Summit Oto Finance on 30 June 2025, the shareholders approved to declare and distributes cash dividends amounting to Rp 134,527.

Based on the Circular Resolution In Lieu of The Annual General Meeting of the Shareholders of PT Summit Oto Finance on 20 June 2024, the shareholders approved to declare and distributes cash dividends amounting to Rp 66,730.

1. INFORMASI UMUM (lanjutan)

f. Entitas Anak (lanjutan)

Biaya terkait Akuisisi PT Oto Multiartha dan PT Summit Oto Finance

Biaya yang terkait dengan akuisisi telah dibebankan pada beban umum dan administrasi pada laporan laba rugi konsolidasian masing-masing sebesar Rp 7.543 dan Rp 63.952 untuk tahun-tahun yang berakhir pada tanggal 31 Desember 2024 dan 2023.

Penggunaan informasi keuangan PT Oto Multiartha and PT Summit Oto Finance untuk laporan keuangan konsolidasian

Bank menggunakan laporan keuangan OTO dan SOF pada tanggal 31 Maret 2024 sebagai saldo awal untuk keperluan penyusunan laporan keuangan konsolidasian. Manajemen berpendapat bahwa dampak atas penggunaan periode pelaporan ini tidak material jika dibandingkan dengan penggunaan tanggal akuisisi sebagai saldo awal.

Penghasilan yang termasuk dalam laporan laba rugi komprehensif konsolidasian yang dikontribusikan oleh PT Oto Multiartha dan PT Summit Oto Finance masing-masing sebesar Rp 1.838.560 dan Rp 3.037.849. PT Oto Multiartha dan PT Summit Oto Finance juga mengkontribusikan laba bersih sebesar Rp 30.940 dan Rp 181.238 selama periode yang sama.

Jika PT Oto Multiartha dan PT Summit Oto Finance telah dikonsolidasikan sejak 1 Januari 2024, maka penghasilan yang termasuk dalam laporan laba rugi komprehensif konsolidasian yang dikontribusikan oleh PT Oto Multiartha dan PT Summit Oto Finance masing-masing sebesar Rp 2.456.502 dan Rp 3.982.714 dan laba bersih masing-masing sebesar sebesar Rp 53.509 dan Rp 252.062.

Akuisisi PT Oto Multiartha dan PT Summit Oto Finance telah dilaksanakan sesuai Peraturan Bapepam-LK No. KEP-347/BL/2012 tanggal 25 Juni 2012 yaitu Peraturan VIII.G.7 tentang "Penyajian dan Pengungkapan Laporan Keuangan Emiten atau Perusahaan Publik".

***1. GENERAL INFORMATION** (continued)*

***f. Subsidiaries** (continued)*

Cost related to acquisition of PT Oto Multiartha and PT Summit Oto Finance

Acquisition-related cost are charged to general and administrative expenses in the consolidated statements of profit or loss amounted of Rp 7,543 and Rp 63,952 for the years ended 31 December 2024 and 2023, respectively.

Use of financial information PT Oto Multiartha and PT Summit Oto Finance for consolidated financial statements

The Bank use the OTO and SOF financial statements as of 31 March 2024 as the beginning balance for the purposes of preparing the consolidated financial statements. Management believes that the impact of using this reporting period is immaterial when compared to using the acquisition date as the beginning balance.

Revenue includes in the consolidated statement of profit or loss and other comprehensive income which contributed by PT Oto Multiartha dan PT Summit Oto Finance amounted Rp 1,838,560 and Rp 3,037,849, respectively. PT Oto Multiartha dan PT Summit Oto Finance also contributed net income in the same period amounted Rp 30,940 and Rp 181,238, respectively.

If PT Oto Multiartha and PT Summit Oto Finance have been consolidated since 1 January 2024, then the revenue includes in the consolidated statement of profit or loss and other comprehensive income which contributed by PT Oto Multiartha and PT Summit Oto Finance will be Rp 2,456,502 and Rp 3,982,714, respectively and the net income will be Rp 53,509 and Rp 252,062, respectively.

The acquisition of PT Oto Multiartha and PT Summit Oto Finance has been conducted in accordance with Bapepam-LK Regulation No. KEP-347/BL/2012 dated 25 June 2012, Regulation No. VIII.G.7 regarding "Presentation and Disclosure of Public Company's Financial Statements".

2. IKHTISAR KEBIJAKAN AKUNTANSI YANG MATERIAL

Kebijakan-kebijakan akuntansi yang material, yang diterapkan secara konsisten dalam penyusunan laporan keuangan konsolidasian Bank dan Entitas Anaknya (secara bersama-sama disebut "Grup") adalah sebagai berikut:

a. Pernyataan Kepatuhan

Laporan keuangan konsolidasian Grup disusun dan disajikan sesuai dengan Standar Akuntansi Keuangan ("SAK") Indonesia.

Laporan keuangan konsolidasian juga disusun dan disajikan sesuai dengan peraturan Badan Pengawas Pasar Modal dan Lembaga Keuangan ("BAPEPAM-LK" yang fungsinya dialihkan kepada OJK sejak tanggal 1 Januari 2013) No. VIII.G.7 yang merupakan lampiran keputusan ketua BAPEPAM-LK No. KEP 347/BL/2012 tanggal 25 Juni 2012 tentang "Penyajian dan Pengungkapan Laporan Keuangan Emiten atau Perusahaan Publik".

Laporan keuangan konsolidasian ini yang merupakan konsolidasian dari laporan keuangan Grup telah disetujui untuk diterbitkan oleh direksi pada tanggal 27 Februari 2026.

Laporan keuangan konsolidasi ini disajikan dalam bahasa Indonesia dan Inggris. Dalam hal terdapat perbedaan penafsiran akibat penerjemahan bahasa, maka yang digunakan sebagai acuan adalah dalam Bahasa Indonesia.

b. Dasar Penyusunan Laporan Keuangan Konsolidasian

Laporan keuangan konsolidasian ini disajikan dalam Rupiah, yang merupakan mata uang fungsional Grup. Kecuali dinyatakan secara khusus, informasi keuangan yang disajikan telah dibulatkan menjadi jutaan Rupiah terdekat.

Laporan keuangan konsolidasian disusun atas basis akrual dengan menggunakan konsep nilai historis, kecuali jika standar akuntansi mensyaratkan pengukuran nilai wajar.

Laporan arus kas konsolidasian menyajikan perubahan dalam kas dan setara kas dari aktivitas operasi, investasi dan pendanaan. Laporan arus kas disusun dengan metode langsung. Untuk tujuan laporan arus kas, kas dan setara kas meliputi kas, giro pada Bank Indonesia, giro pada bank-bank lain, penempatan pada Bank Indonesia dan bank-bank lain, dan efek-efek yang jatuh tempo dalam waktu tiga bulan sejak tanggal perolehan, sepanjang tidak digunakan sebagai jaminan atas pinjaman yang diterima serta tidak dibatasi penggunaannya.

2. SUMMARY OF MATERIAL ACCOUNTING POLICIES

The material accounting policies, consistently applied in the preparation of the consolidated financial statements of the Bank and its subsidiaries (together referred to as the "Group") are as follows:

a. Statement of Compliance

The consolidated financial statements of the Group has been prepared and presented in accordance with Indonesian Financial Accounting Standards ("SAK").

These consolidated financial statements have also been prepared and presented in accordance with Capital Market and Financial Institutions Supervisory Agency ("BAPEPAM-LK", whose function has been transferred to OJK starting 1 January 2013) rule No. VIII.G.7, Appendix of the Decree of the Chairman of the BAPEPAM-LK No. KEP-347/BL/2012 dated 25 June 2012 regarding "Financial Statements Presentation and Disclosure of the Issuer or Public Company".

These consolidated financial statements which represent the consolidation of the financial statements of the Group, were authorized for issuance by the Board of Directors on 27 February 2026.

These consolidated financial statements are presented in Indonesian and English languages. Should there be any difference in interpretation due to translation, the Indonesian version shall prevail.

b. Basis for Preparation of Consolidated Financial Statements

Figures in these consolidated financial statements are presented in Rupiah, which is the Group's functional currency. Unless otherwise stated, financial information presented in Rupiah has been rounded to the nearest million.

The consolidated financial statements have been prepared on the accrual basis using the historical cost concept, except where the accounting standards require fair value measurement.

The consolidated statements of cash flows present the changes in cash and cash equivalents from operating, investing and financing activities. The statements of cash flows are prepared using the direct method. For the purpose of the statements of cash flows, cash and cash equivalents consist of cash, current accounts with Bank Indonesia, current accounts with other banks, placements with Bank Indonesia and other banks, and securities that mature within three months from the date of acquisition, as long as they are not being pledged as collateral for borrowings nor restricted.

2. IKHTISAR KEBIJAKAN AKUNTANSI YANG MATERIAL (lanjutan)

c. Penggunaan pertimbangan dan estimasi

Penyusunan laporan keuangan konsolidasian sesuai dengan SAK di Indonesia mengharuskan manajemen untuk membuat pertimbangan dan estimasi yang mempengaruhi penerapan kebijakan akuntansi dan jumlah aset, liabilitas, pendapatan dan beban yang dilaporkan. Walaupun estimasi ini dibuat berdasarkan pengetahuan terbaik manajemen atas kejadian dan kegiatan saat ini, hasil aktual dapat berbeda dari estimasi tersebut.

Estimasi dan asumsi yang digunakan ditelaah secara berkesinambungan. Revisi atas estimasi akuntansi diakui pada periode dimana estimasi tersebut direvisi dan periode-periode yang akan datang yang dipengaruhi oleh revisi estimasi tersebut.

Informasi mengenai hal-hal penting yang terkait dengan ketidakpastian estimasi dan pertimbangan-pertimbangan penting dalam penerapan kebijakan akuntansi yang memiliki dampak yang signifikan terhadap jumlah yang diakui dalam laporan keuangan konsolidasian dijelaskan di Catatan 3.

d. Perubahan kebijakan akuntansi

Berikut ini adalah standar dan interpretasi standar yang berlaku efektif tanggal 1 Januari 2025, memiliki pengaruh atas laporan keuangan konsolidasian Grup, dan mungkin akan membutuhkan penerapan secara retrospektif sebagaimana diatur dalam PSAK 208, "Kebijakan Akuntansi, Perubahan Estimasi Akuntansi, dan Kesalahan":

- Amandemen PSAK 221 "Pengaruh Perubahan Kurs Valuta Asing: Kekurangan Ketertukaran"
- PSAK 117 "Kontrak Asuransi"

Penerapan standar akuntansi yang disebutkan di atas tidak memiliki dampak yang signifikan terhadap laporan keuangan konsolidasian.

e. Penjabaran Transaksi dan Saldo dalam Valuta Asing

Transaksi-transaksi dalam valuta asing dijabarkan ke dalam Rupiah, yang merupakan mata uang fungsional Grup, dengan menggunakan kurs pada tanggal transaksi.

Saldo akhir tahun aset moneter dan liabilitas moneter dalam valuta asing dijabarkan ke dalam Rupiah dengan menggunakan kurs pada tanggal laporan (penutupan) yang ditetapkan oleh Bank Indonesia, yaitu kurs tengah yang merupakan rata-rata kurs beli dan kurs jual berdasarkan Reuters pada pukul 16.00 WIB.

***2. SUMMARY OF MATERIAL ACCOUNTING POLICIES** (continued)*

c. Use of judgments and estimates

The preparation of consolidated financial statements in conformity with SAK requires management to make judgments and estimates that affect the application of accounting policies and the reported amounts of assets, liabilities, income and expenses. Although these estimates are based on management's best knowledge of current events and activities, actual results may differ from those estimates.

Estimates and underlying assumptions are reviewed on an ongoing basis. Revisions to accounting estimates are recognized in the periods in which the estimate is revised and in any future periods affected.

Information about significant areas of estimation uncertainty and critical judgments in applying accounting policies that have significant effect on the amount recognized in the consolidated financial statements are described in Note 3.

d. Changes in accounting policies

The following standards and interpretation of standards became effective on 1 January 2025, have an effect on the Group's consolidated financial statements, and may require retrospective application under PSAK 208, "Accounting Policies, Changes in Accounting Estimates, and Errors":

- *Amendments to PSAK 221 "The Effects of Changes in Foreign Exchange Rates: Lack of Exchangeability"*
- *PSAK 117 "Insurance Contract"*

The implementation of the above-mentioned accounting standards did not have significant impacts to the consolidated financial statements.

e. Foreign Currency Transactions and Balances Translation

Transactions in foreign currencies are translated into Rupiah, the Group's functional currency, at the exchange rates prevailing at the transaction date.

Year-end balances monetary assets and liabilities denominated in foreign currencies are translated into Rupiah using exchange rate as of the reporting date (closing) as determined by Bank Indonesia, i.e. middle rates which are the average of buying rates and selling rates per Reuters at 16.00 WIB.

2. IKHTISAR KEBIJAKAN AKUNTANSI YANG MATERIAL (lanjutan)

e. Penjabaran Transaksi dan Saldo dalam Valuta Asing (lanjutan)

Kurs valuta asing utama yang digunakan pada tanggal pelaporan adalah sebagai berikut (nilai penuh):

2. SUMMARY OF MATERIAL ACCOUNTING POLICIES *(continued)*

e. Foreign Currency Transactions and Balances Translation *(continued)*

The major exchange rates used as of the reporting date were as follows (full amount):

	31 Desember/*December*		
	2025	**2024**	
1 Dolar Amerika Serikat (USD)	16,675.00	16,095.00	*1 United States Dollar (USD)*
1 Dolar Australia (AUD)	11,152.24	10,013.51	*1 Australian Dollar (AUD)*
1 Dolar Singapura (SGD)	12,965.05	11,844.58	*1 Singapore Dollar (SGD)*
1 Dolar Hong Kong (HKD)	2,142.30	2,073.11	*1 Hong Kong Dollar (HKD)*
1 Poundsterling Inggris (GBP)	22,439.55	20,218.54	*1 British Poundsterling (GBP)*
1 Yen Jepang (JPY)	106.50	103.03	*1 Japanese Yen (JPY)*
1 Euro (EUR)	19,571.45	16,758.12	*1 Euro (EUR)*
1 Franc Swiss (CHF)	21,026.42	17,815.04	*1 Swiss Franc (CHF)*
1 Yuan China (CNY)	2,385.00	2,198.50	*1 China Yuan (CNY)*
1 Baht Thailand (THB)	529.20	469.79	*1 Thailand Baht (THB)*
1 Ringgit Malaysia (MYR)	4,108.16	3,597.86	*1 Malaysian Ringgit (MYR)*
1 Rupee India (INR)	185.50	187.98	*1 Indian Rupee (INR)*
1 Riyal Arab Saudi (SAR)	4,446.50	-	*1 Saudi Arabia Riyal (SAR)*

Keuntungan dan kerugian selisih kurs yang timbul dari transaksi dalam valuta asing dan dari penjabaran aset moneter dan liabilitas moneter dalam valuta asing diakui pada laba rugi.

The exchange gains and losses arising from transactions in foreign currencies and from the translation of monetary assets and monetary liabilities denominated in foreign currencies are recognized in profit or loss.

Laba atau rugi kurs valuta asing atas aset dan liabilitas moneter merupakan selisih antara biaya perolehan diamortisasi dalam Rupiah pada awal tahun, disesuaikan dengan tingkat suku bunga efektif dan pembayaran selama tahun berjalan, dan biaya perolehan diamortisasi dalam valuta asing yang dijabarkan ke dalam Rupiah dengan menggunakan kurs pada akhir tahun.

The foreign currency gains or losses on monetary assets and liabilities are the difference between amortized cost in Rupiah at the beginning of the year, adjusted for effective interest rate and payments during the year, and the amortized cost in foreign currency translated into Rupiah using the exchange rate at the end of the year.

f. Prinsip Konsolidasi

f. Basis of Consolidation

Laporan keuangan konsolidasian mencakup laporan keuangan Bank dan entitas anak.

The consolidated financial statements include the accounts of the Bank and its subsidiaries.

Suatu pengendalian atas entitas anak dianggap ada bilamana Bank terekspos atau memiliki hak atas imbal hasil variabel dari keterlibatannya dengan entitas anak dan memiliki kemampuan untuk mempengaruhi imbal hasil tersebut melalui kekuasaannya atas entitas anak. Bank akan menilai kembali apakah memiliki kendali jika ada perubahan atas satu atau lebih unsur pengendalian. Ini termasuk situasi dimana hak protektif yang dimiliki (seperti yang dihasilkan dari hubungan pinjaman) menjadi substantif dan mengakibatkan Bank memiliki kekuasaan atas entitas anak.

Control over a subsidiary is presumed to exist if the Bank is exposed to, or has rights to, variable returns from its involvement with the subsidiaries and has the ability to affect those returns through its power over the subsidiaries. The Bank reassesses whether it has control if there are changes to one or more of the elements of the control. This includes circumstances in which protective rights held (e.g. those resulting from a lending relationship) become substantive and lead to the Bank having power over a subsidiary.

Laporan keuangan dari entitas anak dimasukkan ke dalam laporan keuangan konsolidasian sejak tanggal pengendalian dimulai sampai dengan tanggal pengendalian berakhir.

The financial statements of the subsidiaries are included in the consolidated financial statements from the date on which control commences until the date when control ceases.

2. IKHTISAR KEBIJAKAN AKUNTANSI YANG MATERIAL (lanjutan)

f. Prinsip Konsolidasi (lanjutan)

Ketika Bank kehilangan kendali atas entitas anak, Bank menghentikan pengakuan aset dan liabilitas entitas anak, dan kepentingan non-pengendali terkait dan komponen ekuitas lainnya. Laba atau rugi yang timbul diakui dalam laba rugi. Kepentingan yang dipertahankan di entitas anak sebelumnya diukur sebesar nilai wajar ketika pengendalian hilang.

Seluruh transaksi dan saldo antar perusahaan dieliminasi dalam laporan keuangan konsolidasian, sehingga laporan keuangan konsolidasian hanya mencakup transaksi dan saldo dengan pihak lain.

Akuisisi entitas anak oleh Bank dicatat dengan menggunakan metode akuisisi. Biaya perolehan akuisisi diukur pada nilai wajar aset yang diberikan, instrumen ekuitas yang diterbitkan, liabilitas yang terjadi atau diambil dan penyesuaian harga beli kontinjensi, jika ada, pada tanggal transaksi. *Goodwill* yang timbul dari akuisisi entitas anak diuji penurunan nilainya minimal secara tahunan. Keuntungan yang dihasilkan atas pembelian dengan diskon diakui langsung pada laba rugi. Biaya-biaya transaksi yang timbul dari akuisisi entitas anak dibebankan langsung pada laba rugi tahun berjalan.

Kepentingan non-pengendali diakui pada tanggal kombinasi bisnis dan selanjutnya disesuaikan dengan proporsi atas perubahan aset bersih teridentifikasi entitas anak.

Perubahan dalam bagian kepemilikan Bank pada entitas anak yang tidak mengakibatkan hilangnya pengendalian diperlakukan sebagai transaksi antara pemegang ekuitas dan dicatat sebagai transaksi ekuitas.

Kepentingan non-pengendali disajikan di ekuitas dalam laporan posisi keuangan konsolidasian dan dinyatakan sebesar proporsi pemegang saham non-pengendali atas laba tahun berjalan dan ekuitas entitas anak tersebut berdasarkan persentase kepemilikan pemegang saham non-pengendali pada entitas anak tersebut.

g. Transaksi dengan Pihak-pihak Berelasi

Dalam laporan keuangan konsolidasian ini, istilah pihak-pihak berelasi digunakan sesuai dengan PSAK No. 224 mengenai "Pengungkapan Pihak-pihak Berelasi".

***2. SUMMARY OF MATERIAL ACCOUNTING POLICIES** (continued)*

***f. Basis of Consolidation** (continued)*

When the Bank loses control over a subsidiary, it derecognises the assets and liabilities of the subsidiary, and any related non-controlling interests and other components of equity. Any resulting gain or loss is recognized in profit or loss. Any interest retained in the former subsidiary is measured at fair value when the control is lost.

All inter-company transactions and balances are eliminated in the consolidated financial statements; accordingly, the consolidated financial statements include only transactions and balances with other parties.

The acquisition method is used to account for the acquisition of subsidiary by the Bank. The cost of acquisition is measured at the fair value of the assets given, equity instruments issued, liabilities incurred or assumed and contingent consideration, if any, at the transaction date. Goodwill arising from the acquisition of subsidiary is tested at least annually for impairment. Any gain on bargain purchase is recognized in profit or loss immediately. Transaction costs incurred in the acquisition of Subsidiary are directly expensed in the current year profit or loss.

Non-controlling interest is recognized at the date of initial business combination and subsequently adjusted by proportion of change in identifiable net assets of subsidiaries.

Changes in ownership interest in subsidiary that do not result in a loss of control are treated as transaction between equity holders and are accounted for as equity transactions.

Non-controlling interest is presented as part of equity in the consolidated statements of financial position and represents the non-controlling shareholders' proportionate share in the net income for the year and equity of the subsidiary based on the percentage of ownership of the non-controlling shareholders in the subsidiary.

g. Transactions with Related Parties

In these consolidated financial statements, the term related parties is used as defined in PSAK No. 224 regarding "Related Party Disclosures".

2. IKHTISAR KEBIJAKAN AKUNTANSI YANG MATERIAL (lanjutan)

h. Aset Keuangan dan Liabilitas Keuangan

Aset keuangan Grup terdiri dari kas, giro pada Bank Indonesia, giro pada bank-bank lain, penempatan pada Bank Indonesia dan bank-bank lain, efek-efek, efek-efek yang dibeli dengan janji dijual kembali (*reverse repo*), tagihan derivatif, tagihan akseptasi, pinjaman yang diberikan, pembiayaan/piutang syariah, piutang pembiayaan, penyertaan saham dan tagihan lainnya (yang disajikan sebagai bagian dari aset lain-lain).

Liabilitas keuangan Grup terdiri dari liabilitas segera, simpanan dari nasabah, simpanan dari bank-bank lain, efek-efek yang dijual dengan janji dibeli kembali (*repo*), liabilitas derivatif, liabilitas akseptasi, efek-efek yang diterbitkan, pinjaman yang diterima, akrual, liabilitas sewa, pinjaman subordinasi, dan liabilitas lain-lain.

h.1. Klasifikasi

Aset keuangan

Grup mengklasifikasikan aset keuangannya ke dalam kategori sebagai berikut pada saat pengakuan awal:

i. Biaya perolehan diamortisasi;
ii. Nilai wajar melalui penghasilan komprehensif lain ("FVOCI");
iii. Nilai wajar melalui laba rugi ("FVTPL")

Aset keuangan diklasifikasikan ke dalam salah satu dari kategori ini pada saat pengakuan awal berdasarkan model bisnis dimana aset keuangan tersebut dimiliki serta karakteristik arus kas kontraktualnya. Model bisnis merefleksikan bagaimana kelompok aset keuangan dikelola untuk mencapai tujuan bisnis tertentu.

Aset keuangan diukur dengan biaya perolehan diamortisasi hanya jika memenuhi kedua kondisi berikut dan tidak ditetapkan sebagai FVTPL:

- Aset keuangan dikelola dalam model bisnis yang bertujuan untuk memiliki aset keuangan untuk tujuan mendapatkan arus kas kontraktual (*hold to collect*); dan
- Persyaratan kontraktual dari aset keuangan yang pada tanggal tertentu menghasilkan arus kas yang merupakan pembayaran pokok dan bunga semata dari jumlah pokok terutang.

***2. SUMMARY OF MATERIAL ACCOUNTING POLICIES** (continued)*

h. Financial Assets and Financial Liabilities

The Group's financial assets consist of cash, current accounts with Bank Indonesia, current accounts with other banks, placements with Bank Indonesia and other banks, securities, securities purchased under resale agreements (reverse repo), derivative receivables, acceptance receivables, loans, sharia financing/receivables, financing receivables, investment in shares and other receivables (presented as part of other assets).

The Group's financial liabilities consist of obligations due immediately, deposits from customers, deposits from other banks, securities sold under repurchase agreements (repo), derivative payables, acceptance payables, securities issued, borrowings, accruals, lease liabilities, subordinated loans, and other liabilities.

h.1. Classification

Financial assets

The Group classified its financial assets into the following categories on initial recognition:

i. At amortized cost;
ii. Fair value through other comprehensive income ("FVOCI");
iii. Fair value through profit or loss ("FVTPL")

Financial asset is classified into one of these categories on initial recognition based on the business model within which it is held, and its contractual cash flow characteristics. The business model reflects how groups of financial assets are managed to achieve a particular business objective.

A financial asset is measured at amortized cost only if it meets both of the following conditions and is not designated as at FVTPL:

- *The financial asset is held within a business model whose objective is to hold the asset to collect contractual cash flows (hold to collect); and*
- *Its contractual terms of the financial asset give rise on specified dates to cash flows that are solely payments of principal and interest on the principal amount outstanding.*

2. IKHTISAR KEBIJAKAN AKUNTANSI YANG MATERIAL (lanjutan)

h. Aset Keuangan dan Liabilitas Keuangan (lanjutan)

h.1. Klasifikasi (lanjutan)

Aset keuangan (lanjutan)

Aset keuangan diukur pada FVOCI hanya jika memenuhi kedua kondisi berikut dan tidak ditetapkan sebagai FVTPL:

- Aset keuangan dikelola dalam model bisnis yang bertujuan untuk mendapatkan arus kas kontraktual dan menjual aset keuangan (*hold to collect and sell*); dan
- Persyaratan kontraktual dari aset keuangan yang pada tanggal tertentu menghasilkan arus kas yang merupakan pembayaran pokok dan bunga semata dari jumlah pokok terutang.

Seluruh aset keuangan yang tidak diklasifikasikan sebagai diukur dengan biaya perolehan diamortisasi atau FVOCI sebagaimana ketentuan di atas diukur dengan FVTPL.

Aset keuangan tidak direklasifikasi setelah pengakuan awal, kecuali dalam periode setelah Grup mengubah model bisnis yang mengelola aset keuangan.

Penilaian model bisnis

Model bisnis Grup ditentukan pada level yang mencerminkan bagaimana kelompok aset keuangan dikelola bersama-sama untuk mencapai tujuan bisnis tertentu. Model bisnis Grup tidak bergantung pada intensi manajemen untuk instrumen individu. Sejalan dengan hal tersebut, kondisi ini bukan merupakan pendekatan instrumen-per-instrumen untuk klasifikasi dan ditentukan pada level agregasi yang lebih tinggi yaitu pada level portfolio.

Model bisnis Grup mengacu pada pengelolaan aset keuangan untuk menghasilkan arus kas. Arus kas akan dihasilkan dari memperoleh arus kas kontraktual, menjual aset keuangan atau keduanya. Penilaian ini tidak dilakukan atas dasar skenario bahwa Grup tidak mengharapkan terjadinya skenario "kondisi terburuk" atau skenario "kondisi stres". Dalam kondisi Grup menjual portofolio aset keuangan tertentu dalam skenario kondisi terburuk, skenario itu tidak akan mempengaruhi penilaian terhadap model bisnis untuk aset tersebut jika Grup secara wajar mengharapkan bahwa skenario seperti itu tidak akan terjadi.

***2. SUMMARY OF MATERIAL ACCOUNTING POLICIES** (continued)*

***h. Financial Assets and Financial Liabilities** (continued)*

***h.1. Classification** (continued)*

***Financial assets** (continued)*

A financial asset is measured at FVOCI only if it meets both of the following conditions and is not designated as at FVTPL:

- *The financial asset is held within a business model whose objective is achieved by both collecting contractual cash flows and selling the financial asset (hold to collect and sell); and*
- *Its contractual terms of financial asset give rise on specified dates to cash flows that are solely payments of principal and interest on the principal amount outstanding.*

All financial assets not classified as measured at amortized cost or FVOCI as described above are measured at FVTPL.

Financial assets are not reclassified subsequent to their initial recognition, except in the period after the Group changes its business model for managing financial assets.

Business model assessment

The Group's business model is defined at a level that reflects how group of financial assets are managed together to achieve certain business objectives. The Group's model does not depend on management's intention for individual instruments. Accordingly, this condition is not an instrument-by-instrument approach to classification and is determined at a higher level of aggregation, which is at portfolio level.

The Group's business model refers to managing financial assets to generate cash flows. Cash flows will result from obtaining contractual cash flows, selling financial assets or both. This assessment is not made based on a scenario where the Group does not expect a "worst condition" scenario or a "stress condition" scenario to occur. In a situation where the Group sells certain portfolios of financial assets in a worst-case scenario, that scenario will not affect the assessment of the business model for that asset if the Group reasonably expects that such a scenario will not occur.

2. IKHTISAR KEBIJAKAN AKUNTANSI YANG MATERIAL (lanjutan)

h. Aset Keuangan dan Liabilitas Keuangan (lanjutan)

h.1. Klasifikasi (lanjutan)

Aset keuangan (lanjutan)

Penilaian model bisnis (lanjutan)

Akan tetapi, ketika Grup menilai model bisnis untuk aset keuangan yang baru diterbitkan atau baru dibeli, Grup harus mempertimbangkan informasi tentang bagaimana arus kas direalisasikan di masa lalu, bersama dengan semua informasi yang relevan lainnya.

Model bisnis untuk mengelola aset keuangan adalah kenyataan dan bukan hanya sebuah asersi. Hal ini biasanya diobservasi melalui aktivitas yang dilakukan Grup untuk mencapai tujuan dari model bisnis. Grup mempertimbangkan semua bukti yang relevan yang tersedia pada tanggal penilaian. Bukti yang relevan tersebut termasuk, tetapi tidak terbatas pada:

- kebijakan dan tujuan yang dinyatakan untuk portofolio dan pengoperasian kebijakan tersebut dalam praktiknya. Secara khusus, apakah strategi manajemen berfokus pada menghasilkan pendapatan bunga kontraktual, mempertahankan profil suku bunga tertentu, mencocokkan durasi aset keuangan dengan durasi liabilitas yang mendanai aset tersebut atau mewujudkan arus kas melalui penjualan aset;
- bagaimana kinerja portofolio dievaluasi dan dilaporkan kepada personil manajemen kunci;
- risiko yang memengaruhi kinerja dari model bisnis (dan aset keuangan yang dimiliki dalam model bisnis tersebut) dan strategi mengenai bagaimana risiko tersebut dikelola; dan
- bagaimana manajer bisnis dikompensasi (sebagai contoh, apakah kompensasi berdasarkan nilai wajar dari aset yang dikelola atau arus kas kontraktual yang diperoleh).

2. SUMMARY OF MATERIAL ACCOUNTING POLICIES *(continued)*

h. Financial Assets and Financial Liabilities *(continued)*

h.1. Classification *(continued)*

Financial assets *(continued)*

Business model assessment (continued)

However, when the Group assesses the business model for newly issued or recently purchased financial assets, it must consider information about how cash flows were realized in the past, along with all other relevant information.

The business model for managing financial assets is a reality and not just an assertion. This is usually observed through the activities the entity carries out to achieve the objectives of the business model. The Group considers all relevant evidence available at the valuation date. The relevant evidence includes, but is not limited to:

- *the stated policies and objectives for the portfolio and the operation of those policies in practice. In particular, whether management's strategy focusses on earning contractual interest income, maintaining a particular interest rate profile, matching the duration of the financial assets to the duration of the liabilities that are funding those assets or realising cash flows through sale of the assets;*
- *how the performance of the portfolio is evaluated and reported to key management personnel;*
- *the risks that affect the performance of the business model (and the financial assets held within that business model) and its strategy for how those risks are managed; and*
- *how the business manager is compensated (for example, whether the compensation is based on the fair value of assets under management or the contractual cash flows obtained).*

2. IKHTISAR KEBIJAKAN AKUNTANSI YANG MATERIAL (lanjutan)

h. Aset Keuangan dan Liabilitas Keuangan (lanjutan)

h.1. Klasifikasi (lanjutan)

Aset keuangan (lanjutan)

Penilaian apakah arus kas kontraktual hanya merupakan pembayaran pokok dan bunga semata (SPPI)

Untuk tujuan penilaian ini, 'pokok' didefinisikan sebagai nilai wajar dari aset keuangan pada pengakuan awal. 'Bunga' didefinisikan sebagai imbalan untuk nilai waktu atas uang dan untuk risiko kredit yang terkait dengan jumlah pokok yang terutang selama periode waktu tertentu dan untuk risiko dan biaya pinjaman dasar lainnya (misalnya risiko likuiditas dan biaya administrasi), serta marjin keuntungan.

Dalam menilai apakah arus kas kontraktual adalah SPPI, Grup mempertimbangkan ketentuan kontraktual instrumen tersebut. Hal ini termasuk menilai apakah aset keuangan mengandung ketentuan kontraktual yang dapat mengubah waktu atau jumlah arus kas kontraktual sehingga tidak memenuhi kondisi ini. Dalam melakukan penilaian, Grup mempertimbangkan:

- Peristiwa kontinjensi yang akan mengubah jumlah dan waktu arus kas;
- Fitur *leverage*;
- Ketentuan percepatan pelunasan dan perpanjangan;
- Ketentuan yang membatasi klaim Grup atas arus kas dari aset tertentu (seperti pinjaman *non-recourse*); dan
- Fitur yang memodifikasi imbalan dari nilai waktu atas uang (seperti penetapan ulang suku bunga berkala).

Liabilitas keuangan

Liabilitas keuangan diklasifikasikan ke dalam kategori pengukuran sebagai berikut pada saat pengakuan awal berdasarkan sifat dan tujuannya:

i. Diukur pada nilai wajar melalui laba rugi, yang memiliki 2 (dua) sub-klasifikasi, yaitu liabilitas keuangan yang ditetapkan demikian pada saat pengakuan awal dan liabilitas keuangan yang diklasifikasikan dalam kelompok diperdagangkan;

ii. Liabilitas keuangan yang diukur pada biaya perolehan diamortisasi.

***2. SUMMARY OF MATERIAL ACCOUNTING POLICIES** (continued)*

***h. Financial Assets and Financial Liabilities** (continued)*

***h.1. Classification** (continued)*

***Financial assets** (continued)*

Assessment of whether contractual cash flows are solely payments of principal and interest (SPPI)

For the purposes of this assessment, 'principal' is defined as the fair value of the financial asset on initial recognition. 'Interest' is defined as consideration for the time value of money and for the credit risk associated with the principal amount outstanding during a particular period of time and for other basic lending risks and costs (e.g. liquidity risk and administrative costs), as well as profit margin.

In assessing whether the contractual cash flows are SPPI, the Group considers the contractual terms of the instrument. This includes assessing whether the financial asset contains a contractual term that could change the timing or amount of contractual cash flows such that it would not meet this condition. In making the assessment, the Group considers:

- *Contingent events that would change the amount and timing of cash flows;*
- *Leverage features;*
- *Prepayment and extension terms;*
- *Terms that limit the Group's claim to cash flows from specified assets (e.g. non-recourse loans); and*
- *Features that modify consideration of the time value of money (e.g. periodical reset of interest rates).*

Financial liabilities

Financial liabilities are classified into the following measurement categories at initial recognition based on their nature and purpose:

i. Fair value through profit or loss, which has 2 (two) sub-classifications, i.e. financial liabilities designated as such upon initial recognition and financial liabilities classified as held for trading;

ii. Financial liabilities measured at amortized cost.

2. IKHTISAR KEBIJAKAN AKUNTANSI YANG MATERIAL (lanjutan)

h. Aset Keuangan dan Liabilitas Keuangan (lanjutan)

h.1. Klasifikasi (lanjutan)

Liabilitas keuangan (lanjutan)

Liabilitas keuangan diklasifikasikan sebagai diperdagangkan jika diperoleh atau dimiliki terutama untuk tujuan dijual atau dibeli kembali dalam waktu dekat atau jika merupakan bagian dari portofolio instrumen keuangan tertentu yang dikelola bersama dan terdapat bukti mengenai pola ambil untung dalam jangka pendek (*short-term profit-taking*) yang terkini. Derivatif diklasifikasikan sebagai instrumen diperdagangkan kecuali ditetapkan dan efektif sebagai instrumen lindung nilai.

Keuntungan dan kerugian yang timbul dari perubahan nilai wajar liabilitas keuangan diakui dalam laba rugi tahun berjalan.

Liabilitas keuangan yang diukur pada biaya perolehan diamortisasi terdiri dari liabilitas keuangan non-derivatif yang tidak dimiliki untuk diperdagangkan dan tidak ditetapkan pada nilai wajar melalui laba rugi.

h.2. Pengakuan

Pada saat pengakuan awal, aset keuangan atau liabilitas keuangan diukur pada nilai wajar ditambah/dikurangi (untuk instrumen keuangan yang tidak diukur pada nilai wajar melalui laba rugi setelah pengakuan awal) biaya transaksi yang dapat diatribusikan secara langsung atas perolehan aset keuangan atau penerbitan liabilitas keuangan. Pengukuran aset keuangan dan liabilitas keuangan setelah pengakuan awal tergantung pada klasifikasi aset keuangan dan liabilitas keuangan tersebut.

Biaya transaksi hanya meliputi biaya-biaya yang dapat diatribusikan secara langsung untuk perolehan suatu aset keuangan atau penerbitan suatu liabilitas keuangan dan merupakan biaya tambahan yang tidak akan terjadi apabila instrumen keuangan tersebut tidak diperoleh atau diterbitkan. Untuk aset keuangan, biaya transaksi ditambahkan pada jumlah yang diakui pada awal pengakuan aset, sedangkan untuk liabilitas keuangan, biaya transaksi dikurangkan dari jumlah utang yang diakui pada awal pengakuan liabilitas. Biaya transaksi tersebut diamortisasi selama umur instrumen berdasarkan metode suku bunga efektif dan dicatat sebagai bagian dari pendapatan bunga untuk biaya transaksi sehubungan dengan aset keuangan atau sebagai bagian dari beban bunga untuk biaya transaksi sehubungan dengan liabilitas keuangan.

***2. SUMMARY OF MATERIAL ACCOUNTING POLICIES** (continued)*

***h. Financial Assets and Financial Liabilities** (continued)*

***h.1. Classification** (continued)*

***Financial liabilities** (continued)*

A financial liability is classified as held for trading if it is acquired or incurred principally for the purpose of selling or repurchasing it in the near term or if it is part of a portfolio of identified financial instruments that are managed together and for which there is evidence of a recent actual pattern of short-term profit-taking. Derivatives are also categorised as held for trading instrument unless they are designated and effective as hedging instruments.

Gains and losses arising from changes in fair value of financial liabilities are recognized in current year profit or loss.

Financial liabilities measured at amortized cost consist of non-derivative financial liabilities that are not held for trading purpose and not designated at fair value through profit or loss.

h.2. Recognition

A financial asset or financial liability is initially measured at fair value plus/less (for financial instruments not subsequently measured at fair value through profit or loss) transaction costs that are directly attributable to the acquisition of a financial asset or issuance of a financial liability. The subsequent measurement of financial assets and financial liabilities depends on their classification.

Transaction costs include only those costs that are directly attributable to the acquisition of a financial asset or issuance of a financial liability and are incremental costs that would not have been incurred if the instrument had not been acquired or issued. In the case of financial assets, transaction costs are added to the amount recognized initially, while for financial liabilities, transaction costs are deducted from the amount of debt recognized initially. Such transaction costs are amortized over the terms of the instruments based on the effective interest method and are recorded as part of interest income for transaction costs related to financial assets or interest expense for transaction costs related to financial liabilities.

2. IKHTISAR KEBIJAKAN AKUNTANSI YANG MATERIAL (lanjutan)

h. Aset Keuangan dan Liabilitas Keuangan (lanjutan)

h.2. Pengakuan (lanjutan)

Grup pada awalnya mengakui pinjaman/pembiayaan yang diberikan dan simpanan pada tanggal perolehan.

Pembelian dan penjualan aset keuangan yang lazim (reguler) diakui pada tanggal perdagangan dimana Grup memiliki komitmen untuk membeli atau menjual aset tersebut.

Semua aset dan liabilitas keuangan lainnya pada awalnya diakui pada tanggal perdagangan dimana Grup menjadi suatu pihak dalam ketentuan kontraktual instrumen tersebut.

h.3. Biaya perolehan diamortisasi dan nilai tercatat bruto

'Biaya perolehan diamortisasi' aset keuangan atau liabilitas keuangan merupakan suatu nilai dimana aset keuangan atau liabilitas keuangan diukur pada saat pengakuan awal dikurangi pembayaran pokok, ditambah atau dikurangi amortisasi kumulatif menggunakan metode suku bunga efektif atas selisih antara nilai awal dan nilai jatuh temponya dan, untuk aset keuangan, disesuaikan dengan cadangan kerugian penurunan nilai. 'Nilai tercatat bruto aset keuangan' merupakan biaya perolehan diamortisasi aset keuangan sebelum dikurangi cadangan kerugian penurunan nilai.

h.4. Penghentian pengakuan

Grup menghentikan pengakuan aset keuangan pada saat hak kontraktual atas arus kas yang berasal dari aset keuangan tersebut kadaluwarsa, atau Grup mentransfer seluruh hak untuk menerima arus kas kontraktual dari aset keuangan dalam transaksi dimana Grup secara substansial telah mentransfer seluruh risiko dan manfaat atas kepemilikan aset keuangan yang ditransfer. Setiap hak atau liabilitas atas aset keuangan yang ditransfer yang timbul atau yang masih dimiliki oleh Grup diakui sebagai aset atau liabilitas secara terpisah.

Grup menghentikan pengakuan liabilitas keuangan pada saat liabilitas yang ditetapkan dalam kontrak dilepaskan atau dibatalkan atau kadaluwarsa.

***2. SUMMARY OF MATERIAL ACCOUNTING POLICIES** (continued)*

***h. Financial Assets and Financial Liabilities** (continued)*

***h.2. Recognition** (continued)*

The Group initially recognizes loans/financing and deposits on the date of origination.

Regular way purchases and sales of financial assets are recognized on the trade date at which the Group commits to purchase or sell those assets.

All other financial assets and liabilities are initially recognized on the trade date at which the Group becomes a party to the contractual provisions of the instrument.

h.3. Amortized cost and gross carrying amount

The 'amortized cost' of a financial asset or financial liability is the amount at which the financial asset or financial liability is measured on initial recognition minus the principal repayments, plus or minus the cumulative amortization using the effective interest methof of any difference between that initial amount and the maturity amount and, for financial assets, adjusted for any allowance for impairment losses. The 'gross carrying amount of financial asset' is the amortized cost of a financial asset before adjusting for any allowance for impairment losses.

h.4. Derecognition

The Group derecognizes a financial asset when the contractual rights to the cash flows from the financial asset expire, or when the Group transfers the rights to receive the contractual cash flows on the financial asset in a transaction in which substantially all the risks and rewards of ownership of the financial asset are transferred. Any interest in transferred financial assets that is created or retained by the Group is recognized as a separate asset or liability.

The Group derecognizes a financial liability when its contractual obligations are discharged or cancelled or expired.

2. IKHTISAR KEBIJAKAN AKUNTANSI YANG MATERIAL (lanjutan)

h. Aset Keuangan dan Liabilitas Keuangan (lanjutan)

h.4. Penghentian pengakuan (lanjutan)

Dalam transaksi dimana Grup secara substansial tidak memiliki atau tidak mentransfer seluruh risiko dan manfaat atas kepemilikan aset keuangan, Grup menghentikan pengakuan aset tersebut jika Grup tidak lagi memiliki pengendalian atas aset tersebut. Hak dan kewajiban yang masih dimiliki dalam transfer tersebut diakui secara terpisah sebagai aset atau liabilitas. Dalam transfer dimana pengendalian atas aset masih dimiliki, Grup tetap mengakui aset yang ditransfer tersebut sebesar keterlibatan berkelanjutan, dimana tingkat keberlanjutan Grup dalam aset yang ditransfer adalah sebesar perubahan nilai aset yang ditransfer.

Grup menghapusbukukan aset keuangan dan cadangan kerugian penurunan nilai terkait, pada saat Grup menentukan bahwa aset keuangan tersebut tidak dapat ditagih. Keputusan ini diambil setelah mempertimbangkan informasi seperti telah terjadinya perubahan signifikan pada posisi keuangan debitur/penerbit aset keuangan sehingga debitur/penerbit aset keuangan tidak lagi dapat melunasi kewajibannya, atau hasil penjualan agunan tidak akan cukup untuk melunasi seluruh eksposur kredit yang diberikan.

h.5. Saling hapus

Aset keuangan dan liabilitas keuangan disalinghapuskan dan jumlah netonya dilaporkan pada laporan posisi keuangan konsolidasian ketika terdapat hak yang berkekuatan hukum untuk melakukan saling hapus atas jumlah yang telah diakui tersebut dan adanya niat untuk menyelesaikan liabilitas secara bersamaan. Hak saling hapus tidak kontinjen atas peristiwa di masa depan dan dapat dipaksakan secara hukum dalam situasi bisnis yang normal dan dalam peristiwa gagal bayar, atau peristiwa kepailitan atau kebangkrutan Grup atau pihak lawan.

Pendapatan dan beban disajikan dalam jumlah bersih hanya jika diperkenankan oleh standar akuntansi.

***2. SUMMARY OF MATERIAL ACCOUNTING POLICIES** (continued)*

***h. Financial Assets and Financial Liabilities** (continued)*

***h.4. Derecognition** (continued)*

In transactions in which the Group neither retains nor transfers substantially all the risks and rewards of ownership of a financial asset, the Group derecognizes the asset if it does not retain control over the asset. The rights and obligations retained in the transfer are recognized separately as assets and liabilities as appropriate. In transfers in which control over the asset is retained, the Group continues to recognise the asset to the extent of its continuing involvement, determined by the extent to which it is exposed to changes in the value of the transferred asset.

The Group writes off a financial asset and any related allowance for impairment losses, when the Group determines that the financial asset is uncollectible. This determination is reached after considering information such as the occurrence of significant changes in the financial position of borrower/financial asset's issuer such that the borrower/financial asset's issuer can no longer pay the obligation, or that proceeds from collateral will not be sufficient to pay back the credit exposure.

h.5. Offsetting

Financial assets and liabilities are offset and the net amount reported in the consolidated statements of financial position when there is a legally enforceable right to offset the recognized amounts and there is an intention to settle on a net basis, or realise the asset and settle the liability simultaneously. The legally enforceable right must not be contingent on future events and must be enforceable in the normal course of business and in the event of default insolvency or bankruptcy of the Group or the counterparty.

Income and expenses are presented on a net basis only when permitted by accounting standards.

2. IKHTISAR KEBIJAKAN AKUNTANSI YANG MATERIAL (lanjutan)

i. Cadangan kerugian penurunan nilai aset keuangan

i.1. Aset keuangan yang dicatat pada biaya perolehan diamortisasi

Dalam mengestimasi cadangan kerugian penurunan nilai atas aset keuangan, Grup telah menerapkan PSAK 109 sejak tanggal 1 Januari 2020. PSAK 109 mengharuskan cadangan kerugian diakui sebesar kerugian kredit ekspektasian ("KKE") 12 bulan atau kerugian kredit ekspektasian sepanjang umur aset keuangan (KKE *lifetime*). KKE *lifetime* adalah kerugian ekspektasian yang berasal dari semua kemungkinan kejadian gagal bayar sepanjang umur ekspektasian suatu instrumen keuangan, sedangkan KKE 12 bulan adalah porsi dari kerugian kredit ekspektasian yang berasal dari kemungkinan kejadian gagal bayar dalam 12 bulan setelah tanggal pelaporan.

Kerugian kredit ekspektasian merupakan estimasi probabilitas tertimbang dari kerugian kredit (yaitu nilai kini dari seluruh kekurangan kas) selama perkiraan umur instrumen keuangan. Kekurangan kas adalah selisih antara arus kas yang diperkirakan akan diterima entitas. Karena kerugian kredit ekspektasian mempertimbangkan jumlah dan waktu pembayaran, kerugian kredit tetap timbul meskipun entitas mengharapkan untuk dibayar penuh namun setelah jatuh tempo kontraktual.

KKE diakui untuk seluruh instrumen utang keuangan, komitmen pinjaman dan jaminan keuangan yang diklasifikasikan sebagai *hold to collect* atau *hold to collect and sell* dan memiliki arus kas SPPI. KKE tidak diakui untuk instrumen keuangan yang detetapkan sebagai FVTPL dan instrumen ekuitas yang ditetapkan sebagai FVOCI.

Sesuai dengan ISAK 102, khusus untuk transaksi berbasis syariah, pengukuran penurunan nilai dari aset keuangan tidak mengadopsi PSAK 109.

***2. SUMMARY OF MATERIAL ACCOUNTING POLICIES** (continued)*

i. Allowance for impairment losses of financial assets

i.1. Financial assets carried at amortized cost

To estimate impairment loss allowance on financial assets, the Group has implemented PSAK 109 since 1 January 2020. PSAK 109 requires a loss allowance to be recognized at an amount equal to either 12-month Expected Credit Losses ("ECL") or lifetime ECL. Lifetime ECL is the ECL that results from all possible default events over the expected life of a financial instrument, whereas 12-month ECL is the portion of ECL that results from default events that are possible within the 12-month after reporting date.

Expected credit losses are a probability-weighted estimate of credit losses (i.e the present value of all cash shortfalls) over the expected life of the financial instrument. A cash shortfall is the difference between the cash flows that are due to an entity in accordance with the contract and the cash flows that the entity expects to receive. Because expected credit losses consider the amount and timing of payments, a credit loss arises even if the entity expects to be paid in full but later than when contractually due.

ECL are recognized for all financial debt instruments, loan commitments and financial guarantees that are classified as hold to collect or hold to collect and sell and have SPPI cash flows. ECL is not recognized for financial instruments designated as FVTPL and equity instruments designated as FVOCI.

In accordance to ISAK 102, particularly for sharia-based transactions, the allowance for impairment losses of financial assets does not adopt PSAK 109.

2. IKHTISAR KEBIJAKAN AKUNTANSI YANG MATERIAL (lanjutan)

i. Cadangan kerugian penurunan nilai aset keuangan (lanjutan)

i.1. Aset keuangan yang dicatat pada biaya perolehan diamortisasi (lanjutan)

Pada setiap tanggal pelaporan, Grup akan mengukur cadangan kerugian instrumen keuangan sebesar kerugian kredit sepanjang umur (*lifetime*) instrumen keuangan, kecuali dalam kondisi berikut, dimana cadangan kerugian yang akan diakui sebesar KKE 12 bulan:

- instrumen keuangan dengan risiko kredit rendah; dan
- instrumen keuangan dengan risiko kredit yang belum meningkat secara signifikan sejak pengakuan awal.

Estimasi eksposur kredit untuk tujuan manajemen risiko adalah kompleks dan membutuhkan penggunaan model, dikarenakan eksposur yang bervariasi terkait dengan perubahan kondisi pasar, arus kas yang diharapkan dan berjalannya waktu. Penilaian risiko kredit dari portofolio aset memerlukan estimasi lebih lanjut mengenai kemungkinan terjadinya gagal bayar, dari rasio kerugian yang terkait dan korelasi gagal bayar antar pihak. Grup mengukur risiko kredit menggunakan *Probability of Default* (PD), *Exposure at Default* (EAD), *Loss Given Default* (LGD) dan variabel makroekonomi untuk estimasi yang bersifat perkiraan masa depan (*forward-looking*).

Untuk menentukan kerugian kredit ekspektasian (KKE), komponen-komponen tersebut akan diperhitungkan bersama-sama dan didiskontokan ke tanggal pelaporan menggunakan suku bunga efektif. Dasar input, asumsi dan teknik estimasi diungkapkan di Catatan 3.

Untuk portofolio korporasi, risiko kredit diukur berdasarkan pada pengelompokkan tingkat peringkat internal.

Untuk portofolio tresuri, risiko kredit diukur berdasarkan pada pengelompokkan tingkat peringkat internal. Apabila tidak terdapat informasi peringkat internal untuk pihak lawan, pengelompokkan didasarkan pada peringkat kredit dari pihak lawan. Untuk perhitungan PD, Bank menggunakan struktur jangka waktu (*term structure*) PD yang dikeluarkan oleh peringkat eksternal.

***2. SUMMARY OF MATERIAL ACCOUNTING POLICIES** (continued)*

***i. Allowance for impairment losses of financial assets** (continued)*

***i.1. Financial assets carried at amortized cost** (continued)*

At each reporting date, the Group shall measure the loss allowance for a financial instrument at an amount equal to the lifetime credit losses, except in the following condition, for which the amount recognized will be 12-month ECL:

- *financial instruments with low credit risk; and*
- *financial instruments for which credit risk has not increased significantly since initial recognition.*

The estimation of credit exposure for risk management purpose is complex and requires the use of models, as the exposure varies with changes in market conditions, expected cash flows and the passage of time. The assessment of credit risk of a portfolio of assets entails further estimations as to the likelihood of defaults occurring, of the associated loss ratios and of default correlations between counterparties. The Group measures credit risk using Probability of Default (PD), Exposure at Default (EAD), Loss Given Default (LGD) and macroeconomic variables for forward looking perspective.

To determine the expected credit loss (ECL), these components are multiplied together and discounted to the reporting date using the effective interest rate. The basis of inputs, assumptions and the estimation technique are disclosed in Note 3.

For corporate portfolio, credit risk is measured based on grouping grade of internal grading.

For the treasury portfolio, credit risk is measured based on grouping grade of internal grading. If there is no information of internal grading for counterparty, the categorizing is based on credit rating from counterparty issuer. For PD calculation, the Bank uses PD term structure issued by external rating.

2. IKHTISAR KEBIJAKAN AKUNTANSI YANG MATERIAL (lanjutan)

i. Cadangan kerugian penurunan nilai aset keuangan (lanjutan)

i.1. Aset keuangan yang dicatat pada biaya perolehan diamortisasi (lanjutan)

Untuk kategori portofolio ritel, risiko kredit diukur berdasarkan pada kelompok hari tunggakan untuk membentuk *term structure* PD yang akan digunakan untuk menghitung perhitungan KKE dengan pendekatan model statistik.

Grup menganggap efek-efek investasi yang diterbitkan oleh pemerintah (seperti obligasi pemerintah) dalam mata uang Rupiah dan dana yang ditempatkan pada Bank Indonesia memiliki risiko kredit yang rendah, karena pokok dan bunga efek-efek pemerintah tersebut dijamin oleh pemerintah dan tidak ada kerugian yang pernah terjadi. Grup tidak menerapkan pengecualian risiko kredit yang rendah atas instrumen keuangan lainnya.

Pengukuran kerugian kredit ekspektasian

Sesuai PSAK 109, Grup menerapkan model "Tiga-Tahap" untuk penurunan nilai berdasarkan perubahan kualitas kredit sejak pengakuan awal seperti dirangkum di bawah ini:

- Instrumen keuangan yang tidak mengalami penurunan nilai kredit sejak pengakuan awal diklasifikasikan dalam “Tahap 1”.

- Jika peningkatan signifikan dalam risiko kredit ("SICR") sejak pengakuan awal diidentifikasi, instrumen keuangan dipindahkan ke "Tahap 2" tetapi belum dianggap mengalami penurunan nilai kredit.

- Jika instrumen keuangan mengalami penurunan nilai kredit/memburuk, instrumen keuangan kemudian dipindahkan ke "Tahap 3"

***2. SUMMARY OF MATERIAL ACCOUNTING POLICIES** (continued)*

***i. Allowance for impairment losses of financial assets** (continued)*

***i.1. Financial assets carried at amortized cost** (continued)*

For retail portfolio category, the credit risk is measured based on days past due buckets to create PD term structure used to compute ECL calculation by statistical model approach.

The Group considers a Rupiah denominated government investment securities (such as government bonds) and funds placed with Bank Indonesia are having low credit risk, since the principal and interest of government investment securities are guaranteed by the government and there is no historical loss experience. The Group does not apply the low credit risk exemption to any other financial instruments.

Expected credit loss measurement

In accordance with PSAK 109, the Group applied “Three-Stage” model for impairment based on changes in credit quality since initial recognition as summarised below:

- *A financial instrument that is not credit-impaired since initial recognition is classified in “Stage 1”.*

- *If a significant increase in credit risk (“SICR”) since initial recognition is identified, the financial instrument is moved to “Stage 2” but is not yet deemed to be credit-impaired.*

- *If the financial instrument is credit-impaired, the financial instrument is then moved to “Stage 3”.*

2. IKHTISAR KEBIJAKAN AKUNTANSI YANG MATERIAL (lanjutan)

i. Cadangan kerugian penurunan nilai aset keuangan (lanjutan)

i.1. Aset keuangan yang dicatat pada biaya perolehan diamortisasi (lanjutan)

Pengukuran kerugian kredit ekspektasian (lanjutan)

Instrumen keuangan - Tahap 1

Kerugian kredit ekspektasian instrumen keuangan Tahap 1 diakui sebesar kekurangan kas yang timbul dari kemungkinan gagal bayar di masa depan dalam kurun waktu 12 bulan sejak tanggal pelaporan. Kerugian kredit ekspektasian terus ditentukan oleh dasar ini sampai terjadi peningkatan risiko kredit yang signifikan pada instrumen tersebut atau instrumen tersebut telah mengalami penurunan nilai kredit dimana kerugian kredit ekspektasian akan dihitung berdasarkan basis *lifetime*. Jika suatu instrumen tidak lagi dianggap menunjukkan peningkatan risiko kredit yang signifikan, maka kerugian kredit ekspektasian dihitung kembali berdasarkan basis 12 bulan.

Peningkatan risiko kredit secara signifikan (SICR) - Tahap 2

Grup menganggap instrumen keuangan telah mengalami peningkatan risiko kredit yang signifikan ketika kriteria di bawah ini telah dipenuhi:

- Untuk segmen korporasi menggunakan parameter daftar pantauan (*watchlist*) dan perubahan nilai PD 12 bulan sebesar 100% sebagai akibat perpindahan peringkat internal sejak pengakuan awal.
- Untuk instrumen keuangan di tresuri menggunakan pergerakan 3 titik (*notch*) dari peringkat pada saat pengakuan awal.
- Untuk segmen ritel menggunakan informasi jumlah hari tunggakan dalam sebulan dalam kelompok tunggakan. SICR terjadi ketika jumlah hari tunggakan mencapai lebih dari 30 hari.

Eksposur yang mengalami penurunan nilai kredit/memburuk (gagal bayar) - Tahap 3

Aset keuangan yang mengalami penurunan nilai (atau gagal bayar) merupakan aset yang setidaknya telah memiliki tunggakan lebih dari 90 hari atas pokok dan/atau bunga. Aset keuangan juga dianggap mengalami penurunan nilai kredit dimana debitur kemungkinan besar tidak akan membayar dengan terjadinya satu atau lebih kejadian yang teramati yang memiliki dampak menurunkan jumlah estimasi arus kas masa depan dari aset keuangan tersebut.

***2. SUMMARY OF MATERIAL ACCOUNTING POLICIES** (continued)*

***i. Allowance for impairment losses of financial assets** (continued)*

***i.1. Financial assets carried at amortized cost** (continued)*

***Expected credit loss measurement** (continued)*

Financial instruments - Stage 1

Stage 1 expected credit losses are recognized at the amount of cash shortfalls arising from possible default events up to 12 months into the future from the reporting date. Expected credit losses continue to be determined on this basis until there is either a significant increase in the credit risk of an instrument or the instrument becomes credit-impaired where the expected credit losses will be determined based on lifetime. If an instrument is no longer considered to exhibit a significant increase in credit risk, expected credit losses will revert to being determined on a 12-month basis.

Significant increase in credit risk (SICR) - Stage 2

The Group considers a financial instrument to have experienced a significant increase in credit risk when the below criteria have been met:

- *For corporate segments use watchlist parameters and 12-month PD change by 100% resulted from internal grading movement from its initial recognition.*
- *For treasury financial instruments use 3 notch movements from origination rating at its initial recognition.*
- *For retail segment use days past due information in month in arrears grouping. SICR incurred if the days past due reached more than 30 days.*

Credit-impaired (or defaulted) exposures - Stage 3

Financial assets that are credit impaired (or in default) represent those that are at least 90 days past due in respect of principal and/or interest. Financial assets are also considered to be credit impaired where the debtors are unlikely to pay on the occurrence of one or more observable events that have a detrimental impact on the estimated future cash flows of the financial asset.

2. IKHTISAR KEBIJAKAN AKUNTANSI YANG MATERIAL (lanjutan)

i. Cadangan kerugian penurunan nilai aset keuangan (lanjutan)

i.1. Aset keuangan yang dicatat pada biaya perolehan diamortisasi (lanjutan)

Pengukuran kerugian kredit ekspektasian (lanjutan)

Eksposur yang mengalami penurunan nilai kredit/memburuk (gagal bayar) - Tahap 3 (lanjutan)

Pinjaman korporasi

Pinjaman korporasi yang dikategorikan mengalami penurunan nilai adalah pinjaman dari debitur dengan peringkat internal 7R atau lebih rendah.

Pinjaman non-korporasi

Pinjaman non-korporasi yang dikategorikan mengalami penurunan nilai adalah pinjaman yang memenuhi setidaknya satu dari kriteria berikut:
a. Hari tunggakan lebih dari 90 hari
b. Kolektibilitas OJK 3, 4 dan 5

Cadangan kerugian penurunan nilai terhadap aset keuangan yang mengalami penurunan nilai ditentukan berdasarkan penilaian terhadap arus kas yang dapat dipulihkan berdasarkan sejumlah skenario dengan probabilitas tertimbang, termasuk realisasi jaminan yang dimiliki jika memungkinkan. Cadangan kerugian penurunan nilai merupakan selisih antara nilai sekarang dari arus kas yang diperkirakan akan dipulihkan, didiskontokan pada suku bunga efektif awal, dan nilai tercatat bruto instrumen sebelum penurunan nilai kredit.

Pengukuran KKE di seluruh tahapan aset diperlukan untuk mencerminkan jumlah yang tidak bias dan probabilitas tertimbang yang ditentukan dengan mengevaluasi serangkaian kemungkinan yang dapat terjadi menggunakan informasi yang wajar dan terdukung dengan peristiwa masa lampau, kondisi saat ini, dan proyeksi terkait dengan kondisi ekonomi di masa depan.

***2. SUMMARY OF MATERIAL ACCOUNTING POLICIES** (continued)*

***i. Allowance for impairment losses of financial assets** (continued)*

***i.1. Financial assets carried at amortized cost** (continued)*

***Expected credit loss measurement** (continued)*

Credit-impaired (or defaulted) exposures - Stage 3 (continued)

Corporate loans

Corporate loans that are categorised as impaired are loans from debtors with internal grading at 7R or lower.

Non-corporate loans

Non-corporate loans that are categorised as impaired are loans that satisfy at least one of the following criteria:

a. Days past due over 90 days
b. OJK Grading 3, 4 and 5

Loss provisions against credit-impaired financial assets are determined based on an assessment of the recoverable cash flows under a range of scenarios with weighted probabilities, including the realisation of any collateral held where appropriate. The loss provisions held represent the difference between the present value of the cash flows expected to be recovered, discounted at the instrument's original effective interest rate, and the gross carrying value of the instrument prior to any credit impairment.

The measurement of ECL across all stages is required to reflect an unbiased and probability-weighted amount that is determined by evaluating a range of reasonably possible outcomes using reasonable and supportable information about past events, current conditions and forecasts of future economic conditions.

2. IKHTISAR KEBIJAKAN AKUNTANSI YANG MATERIAL (lanjutan)

i. Cadangan kerugian penurunan nilai aset keuangan (lanjutan)

i.1. Aset keuangan yang dicatat pada biaya perolehan diamortisasi (lanjutan)

Pengukuran kerugian kredit ekspektasian (lanjutan)

Eksposur yang mengalami penurunan nilai kredit/memburuk (gagal bayar) - Tahap 3 (lanjutan)

Periode yang diperhitungkan ketika mengukur KKE adalah periode yang lebih pendek antara umur ekspektasian dan periode kontrak aset keuangan, Umur ekspektasian dapat dipengaruhi oleh pembayaran dimuka dan periode kontrak maksimum melalui opsi perpanjangan kontrak. Untuk portfolio *revolving* tertentu, umur ekspektasian dinilai sepanjang periode dimana Grup terekspos dengan risiko kredit, bukan sepanjang periode kontrak.

KKE atas komitmen pinjaman dan jaminan keuangan diakui pada liabilitas lain-lain. Jika intrumen keuangan mencakup komponen yang telah ditarik dan yang belum ditarik, dan Bank tidak dapat mengidentifikasi KKE pada komponen pinjaman secara terpisah dari komponen yang telah ditarik, Bank menyajikan cadangan kerugian gabungan untuk kedua komponen. Jumlah gabungan cadangan kerugian disajikan sebagai pengurang dari nilai tercatat bruto komponen yang telah ditarik. Kelebihan dari cadangan kerugian atas nilai tercatat komponen yang telah ditarik disajikan sebagai liabilitas lain-lain.

Penyajian kerugian kredit ekspektasian

Untuk aset keuangan yang diukur pada biaya perolehan diamortisasi, saldo di laporan posisi keuangan konsolidasian mencerminkan nilai tercatat bruto dikurangi KKE. Perubahan atas kerugian kredit ekspektasian diakui pada laba rugi tahun berjalan.

***2. SUMMARY OF MATERIAL ACCOUNTING POLICIES** (continued)*

***i. Allowance for impairment losses of financial assets** (continued)*

***i.1. Financial assets carried at amortized cost** (continued)*

***Expected credit loss measurement** (continued)*

Credit-impaired (or defaulted) exposures - Stage 3 (continued)

The period considered when measuring ECL is the shorter of the expected life and the contractual term of the financial asset. The expected life may be impacted by prepayments and the maximum contractual term by extension options. For certain revolving portfolios, the expected life is assessed over the period that the Group is exposed to credit risk, not the contractual term of contract.

ECL on loan commitments and financial guarantees is recognized as other liabilities. Where a financial instrument includes both a drawn and an undrawn component, and the Bank cannot identify the ECL on the loan commitment component separately from those on the drawn component, the Bank presents a combined loss allowance for both components. The combined amount is presented as a deduction from the gross carrying amount of the drawn component. Any excess of the loss allowance over the gross carrying amount of the drawn component is presented as other liabilities.

Presentation of expected credit losses

For financial assets measured at amortized cost, the balance at consolidated statement of financial position reflects the gross carrying amount less ECL. Changes in expected credit losses are recognized in the current year profit or loss.

2. IKHTISAR KEBIJAKAN AKUNTANSI YANG MATERIAL (lanjutan)

i. Cadangan kerugian penurunan nilai aset keuangan (lanjutan)

i.2. Aset keuangan yang diukur pada nilai wajar melalui penghasilan komprehensif lain

Pengukuran KKE untuk aset keuangan instrumen utang yang diukur pada nilai wajar melalui penghasilan komprehensif lain (FVOCI) menggunakan pendekatan dan model perhitungan yang sama dengan pengukuran KKE untuk aset keuangan yang diukur pada biaya perolehan diamortisasi. Untuk aset keuangan instrumen utang dalam kategori FVOCI, saldo di laporan posisi keuangan konsolidasian mencerminkan nilai wajar instrumen, dengan KKE dibukukan terpisah sebagai cadangan pada penghasilan komprehensif lain. Perubahan atas kerugian kredit ekspektasian diakui pada laba rugi tahun berjalan.

i.3. Piutang murabahah

Entitas Anak melakukan evaluasi penurunan nilai secara kolektif karena seluruh piutang murabahah memiliki nilai tidak signifikan secara individu.

Untuk penurunan nilai secara kolektif ini, Entitas Anak mengelompokkan portofolio piutang berdasarkan kesamaan karakteristik risiko kredit yaitu antara nasabah yang diberikan restrukturisasi dan nasabah yang tidak direstrukturisasi, dimana metode yang digunakan mengikuti *incurred loss* atau *regulatory reporting*.

Entitas Anak menggunakan model analisa statistik dalam perhitungan cadangan kerugian penurunan nilai secara kolektif, yaitu metode *migration analysis*.

***2. SUMMARY OF MATERIAL ACCOUNTING POLICIES** (continued)*

***i. Allowance for impairment losses of financial assets** (continued)*

i.2. Financial assets measured at fair value through other comprehensive income

The ECL measurement for debt instrument financial assets measured at fair value through other comprehensive income uses the same approach and calculation model in measuring ECL for financial assets carried at amortized cost. For debt instrument financial assets in FVOCI category, the balance in consolidated statement of financial position reflects the instrument's fair value, with the ECL held as a separate reserve within other comprehensive income. Changes in expected credit losses are recognized in the current year profit or loss.

i.3. Murabahah receivables

The Subsidiary performs impairment evaluation collectively as all murabahah receivables have individually insignificant value.

For this collective impairment, the Subsidiary classifies the receivables portfolio based on the similarity of credit risk characteristics, that is between customers who were given restructuring and customers who were not restructured, where the method used follows the incurred losses or reporting regulations.

The Subsidiary uses statistical analysis models in determining the collective impairment loss allowance, that is the migration analysis method.

2. IKHTISAR KEBIJAKAN AKUNTANSI YANG MATERIAL (lanjutan)

i. Cadangan kerugian penurunan nilai aset keuangan (lanjutan)

i.3. Piutang murabahah (lanjutan)

Pada metode *migration analysis*, Entitas Anak menentukan tingkat kerugian dari portofolio selama periode antara terjadinya peristiwa gagal bayar dengan saat kerugian teridentifikasi untuk setiap portofolio yang teridentifikasi dalam jangka waktu 12 bulan. Kerugian penurunan nilai atas piutang murabahah diukur sebesar selisih antara nilai tercatat piutang murabahah dengan nilai kini estimasi arus kas masa datang.

Ketika pembiayaan yang diberikan tidak tertagih, pembiayaan tersebut dihapusbukukan dengan menjurnal balik cadangan kerugian penurunan nilai. Pembiayaan tersebut dapat dihapusbuku setelah semua prosedur yang diperlukan telah terpenuhi dan jumlah kerugian telah ditentukan.

Penerimaan kembali atas pembiayaan yang telah dihapusbukukan pada tahun berjalan dikreditkan pada akun pembentukan cadangan kerugian penurunan nilai. Penerimaan kembali atas pembiayaan yang telah dihapusbukukan pada tahun sebelumnya dicatat sebagai pendapatan operasional lainnya.

j. Giro pada Bank Indonesia dan bank-bank lain

Setelah pengakuan awal, giro pada Bank Indonesia dan bank-bank lain diukur pada biaya perolehan diamortisasi dengan menggunakan metode bunga efektif.

Giro pada Bank Indonesia termasuk giro wadiah Entitas Anak yang disajikan sebesar biaya perolehan. Giro pada bank-bank lain termasuk giro pada bank-bank lain Entitas Anak yang dinyatakan sebesar saldo giro dikurangi dengan cadangan kerugian penurunan nilai.

***2. SUMMARY OF MATERIAL ACCOUNTING POLICIES** (continued)*

***i. Allowance for impairment losses of financial assets** (continued)*

***i.3. Murabahah receivables** (continued)*

In the migration analysis method, the Subsidiary determines the loss rate of the portfolio from the period between the occurrence of an default event and the identification of a loss for each identified portfolio witthin 12 months. Impairment losses on murabahah receivables are measured at the difference between the carrying amount of the murabahah receivables and present value of estimated future cash flows.

When a financing is uncollectible, it is written-off against the related allowance for impairment losses. Such financing is written-off after all necessary procedures have been completed and the amount of the loss has been determined.

Subsequent recoveries of financing written off in the current year are credited to the provision for allowance for impairment losses account. Subsequent recoveries of financing written off in previous year are recognized as other operating income.

j. Current accounts with Bank Indonesia and other banks

Subsequent to initial recognition, current accounts with Bank Indonesia and other banks are measured at amortized cost using the effective interest method.

Current accounts with Bank Indonesia include the Subsidiary's wadiah current accounts which are stated at acquisition cost. Current accounts with other banks include the Subsidiary's current accounts with other banks which are stated at their outstanding balances, net of allowance for impairment losses.

2. IKHTISAR KEBIJAKAN AKUNTANSI YANG MATERIAL (lanjutan)

k. Penempatan pada Bank Indonesia dan bank-bank lain

Setelah pengakuan awal, penempatan pada Bank Indonesia dan bank-bank lain disajikan sebesar biaya perolehan diamortisasi dengan menggunakan metode bunga efektif.

Penempatan pada Bank Indonesia termasuk penanaman dana pada Bank Indonesia berupa Fasilitas Simpanan Bank Indonesia ("FASBI"), Fasilitas Simpanan Bank Indonesia Syariah ("FASBIS"), Deposito Berjangka Bank Indonesia dan *call money*. FASBIS merupakan sertifikat yang diterbitkan Bank Indonesia sebagai bukti penitipan dana berjangka pendek dengan akad adalah wadiah. Penempatan pada Bank Indonesia dan bank-bank lain dari Entitas Anak disajikan sebesar biaya perolehan.

l. Efek-efek

Efek-efek terdiri dari Sertifikat Investasi Mudharabah Antar bank ("SIMA"), Sukuk Bank Indonesia, sukuk korporasi, obligasi korporasi, Surat Berharga Syariah Negara, reksa dana syariah, obligasi pemerintah yang diperdagangkan di pasar uang dan pasar modal, dan wesel ekspor.

Efek-efek (selain sukuk, SIMA, reksa dana syariah, dan surat berharga lainnya berdasarkan prinsip syariah) pada awalnya dinilai berdasarkan nilai wajar ditambah dengan (untuk efek-efek yang tidak diukur pada nilai wajar melalui laba rugi) biaya transaksi yang dapat diatribusikan secara langsung dan pengukuran selanjutnya tergantung pada klasifikasinya. Lihat Catatan 2h.3 untuk kebijakan akuntansi aset keuangan diukur pada biaya perolehan diamortisasi.

Untuk efek-efek yang diukur dengan FVOCI, keuntungan dan kerugian diakui dalam penghasilan komprehensif lain, kecuali untuk beberapa hal di bawah ini yang diakui dalam laba rugi sama seperti aset keuangan yang diukur dengan biaya perolehan amortisasi:

- pendapatan bunga menggunakan metode suku bunga efektif;
- kerugian kredit ekspektasian dan pemulihan; dan
- keuntungan dan kerugian selisih kurs.

***2. SUMMARY OF MATERIAL ACCOUNTING POLICIES** (continued)*

k. Placements with Bank Indonesia and other banks

Subsequent to initial recognition, placements with Bank Indonesia and other banks are stated at amortized cost using the effective interest method.

Placements with Bank Indonesia include placements of funds with Bank Indonesia in the form of Bank Indonesia Deposit Facilities ("FASBI"), Bank Indonesia Sharia Deposit Facilities ("FASBIS"), Bank Indonesia Term Deposit and call money. FASBIS are certificates issued by Bank Indonesia as a proof of short-term fund deposits under wadiah agreements. Placements with Bank Indonesia and other banks of the Subsidiaries are stated at acquisition cost.

l. Securities

Securities consist of Certificate of Interbank Mudharabah Investment ("SIMA"), Bank Indonesia Sukuk, corporate sukuk, corporate bonds, Sovereign Sharia Securities, sharia mutual funds, government bonds traded in the money market and capital market, and export bills.

Securities (other than sukuk, SIMA, sharia mutual funds and other securities based on sharia principles) are initially measured at fair value plus (for securities not subsequently measured at fair value through profit or loss) directly attributable transaction costs and subsequent measurement will depend on their classification. Refer to Note 2h.3 for the accounting policy of financial assets measured at amortized cost.

For securities measured at FVOCI, gains and losses are recognized in other comprehensive income, except for the following, which are recognized in profit or loss in the same manner as for financial asset measured at amortized costs:

- *interest amount using effective interest rate method;*
- *expected credit losses and reversal; and*
- *foreign exchange gain and losses.*

2. IKHTISAR KEBIJAKAN AKUNTANSI YANG MATERIAL (lanjutan)

I. Efek-efek (lanjutan)

Ketika efek-efek yang diukur pada FVOCI dihentikan pengakuannya, keuntungan dan kerugian yang terakumulasi yang sebelumnya diakui dalam penghasilan komprehensif lain di reklasifikasi dari ekuitas ke laba rugi.

Efek-efek yang diukur dengan FVTPL saat pengakuan awal dan setelah pengakuan awal diakui dan diukur pada nilai wajar di laporan posisi keuangan, dengan biaya transaksi yang terjadi diakui langsung pada laba rugi.

Seluruh perubahan nilai wajar diakui sebagai bagian dari pendapatan operasional lainnya dalam laporan laba rugi dan penghasilan komprehensif lain. Keuntungan atau kerugian yang direalisasi pada saat penjualan atau penyelesaian efek-efek yang diukur dengan FVTPL diakui pada laba rugi.

Premi dan/atau diskonto diamortisasi dan dilaporkan sebagai pendapatan bunga dengan menggunakan metode suku bunga efektif.

Surat berharga syariah adalah surat bukti investasi berdasarkan prinsip syariah yang lazim diperdagangkan di pasar uang syariah dan/atau pasar modal syariah antara lain obligasi syariah (sukuk), Sertifikat Investasi Mudharabah Antarbank (SIMA), reksa dana syariah, investasi pada efek ekuitas dan surat berharga lainnya berdasarkan prinsip syariah.

Grup menentukan klasifikasi investasi pada sukuk dan efek lain berprinsip syariah yang mempunyai karakteristik yang serupa dengan sukuk, sesuai dengan PSAK No. 410 tentang "Akuntansi Sukuk" sebagai berikut:

1) Diukur pada biaya perolehan. Investasi tersebut dimiliki dalam suatu model usaha yang bertujuan utama untuk memperoleh arus kas kontraktual dan terdapat persyaratan kontraktual dalam menentukan tanggal tertentu atas pembayaran pokok dan atau hasilnya. Pada saat pengakuan awal, investasi pada sukuk diukur pada nilai wajar termasuk biaya transaksi yang dapat diatribusikan secara langsung untuk memperoleh investasi tersebut. Setelah pengakuan awal, investasi pada sukuk dinyatakan sebesar biaya perolehan, ditambah biaya transaksi yang belum diamortisasi dengan menggunakan metode garis lurus, dikurangi cadangan kerugian penurunan nilai, jika ada.

***2. SUMMARY OF MATERIAL ACCOUNTING POLICIES** (continued)*

***I. Securities** (continued)*

When securities measured at FVOCI are derecognized, the cumulative gain or loss previously recognized in other comprehensive income is reclassified from equity to profit or loss.

Securities measured at FVTPL are initially recognized and subsequently measured at fair value in the statement of financial position, with transaction costs recognized directly in profit or loss.

All changes in fair value are recognized as part of other operational income in the statement of profit or loss and other comprehensive income. Gains or losses which are realized when the securities measured at FVTPL are sold or settled are recognized in profit or loss.

Premium and/or discount is amortized and reported as interest income using the effective interest method.

Sharia marketable are proof of investments based on sharia principles that are commonly traded in the sharia money market and/or sharia capital markets, including sharia bonds (sukuk), Certificate of Interbank Mudharabah Investment (SIMA), sharia mutual funds, investment in equity securities and other securities based on sharia principles.

The Group determines the classification of investments in sukuk and other securities under sharia principles which have similar characteristic with sukuk, in accordance with PSAK No. 410 regarding "Accounting for Sukuk" as follows:

1) Measured at acquisition cost. The investment is held in a business model whereby the primary goal is to collect contractual cash flows and has contractual terms in determining the specific date of principal payments and or the margin. At the initial recognition, investments in sukuk are measured at fair value plus directly attributable transaction costs. Subsequent to initial recognition, investments in sukuk are stated at acquisition cost, plus unamortized portion of transaction costs that are amortized using straight-line method, minus allowance for impairment losses, if any.

2. IKHTISAR KEBIJAKAN AKUNTANSI YANG MATERIAL (lanjutan)

I. Efek-efek (lanjutan)

Grup menentukan klasifikasi investasi pada sukuk dan efek lain berprinsip syariah yang mempunyai karakteristik yang serupa dengan sukuk, sesuai dengan PSAK No. 410 tentang "Akuntansi Sukuk" sebagai berikut: (lanjutan)

2) Diukur pada nilai wajar melalui penghasilan komprehensif lain. Investasi tersebut dimiliki dalam suatu model usaha yang bertujuan utama untuk memperoleh arus kas kontraktual dan melakukan penjualan sukuk, dan terdapat persyaratan kontraktual dalam menentukan tanggal tertentu atas pembayaran pokok dan/atau hasilnya.

Pada saat pengakuan awal, investasi pada sukuk diukur pada nilai wajar termasuk biaya transaksi yang dapat diatribusikan secara langsung untuk memper investasi tersebut. Setelah pengakuan awal, investasi pada sukuk dicatat sebesar nilai wajar. Seluruh perubahan nilai wajar diakui pada penghasilan komprehensif lain. Ketika investasi sukuk dihentikan pengakuannya, akumulasi keuntungan atau kerugian yang sebelumnya diakui dalam penghasilan komprehensif lain dipindahkan ke laba rugi.

3) Diukur pada nilai wajar melalui laba rugi. Pada saat pengakuan awal, investasi pada sukuk diukur pada nilai wajar tidak termasuk biaya transaksi. Biaya transaksi langsung diakui pada laba rugi. Setelah pengakuan awal, investasi pada sukuk dicatat sebesar nilai wajar. Seluruh perubahan nilai wajar diakui pada laba rugi tahun berjalan.

Investasi dalam unit reksa dana syariah dinyatakan sebesar nilai wajar yang ditentukan berdasarkan nilai aset bersih dari reksa dana pada tanggal pelaporan. Seluruh perubahan nilai aset bersih diakui pada penghasilan komprehensif lain. Investasi dalam unit reksa dana syariah terproteksi dinyatakan sebesar biaya perolehan.

***2. SUMMARY OF MATERIAL ACCOUNTING POLICIES** (continued)*

***I. Securities** (continued)*

The Group determines the classification of investments in sukuk and other securities under sharia principles which have similar characteristic with sukuk, in accordance with PSAK No. 410 regarding "Accounting for Sukuk" as follows: (continued)

2) Measured at fair value through other comprehensive income. The investment is held in a business model whereby the primary goal is to obtain contractual cash flows and to sell the sukuk, and has contractual terms in determining the specific date of principal payments and/or the results.

At the initial recognition, investments in sukuk are measured at fair value plus directly attributable transaction costs. Subsequent to initial recognition, investments in sukuk are stated at fair value. All changes in fair value are recognized in other comprehensive income. When sukuk is derecognized, accumulated gain or loss which has previously recognized in other comprehensive income is reclassified to profit or loss.

3) Measured at fair value through profit or loss. At the initial recognition, investments in sukuk are measured at fair value excluding transaction costs. Transaction costs are directly recognized in profit or loss. Subsequent to initial recognition, investments in sukuk are stated at fair value. All changes in fair value are recognized in the current year profit or loss.

Investment in sharia mutual funds are presented at fair value which is measured based on net asset value of mutual funds at reporting date. All changes in net asset value are recognized in other comprehensive income. Investments in protected sharia mutual funds are presented at acquisition cost.

2. IKHTISAR KEBIJAKAN AKUNTANSI YANG MATERIAL (lanjutan)

m. Efek-efek yang dibeli dengan janji dijual kembali (*reverse repo*)

Efek-efek yang dibeli dengan janji untuk dijual kembali (*reverse repo*) disajikan sebagai aset dalam laporan posisi keuangan konsolidasian sebesar harga beli ditambah dengan pendapatan bunga yang sudah diakui tapi belum diterima, dikurangi dengan cadangan kerugian penurunan nilai, jika diperlukan.

Pada pengukuran awal, efek-efek yang dibeli dengan janji dijual kembali (*reverse repo*) disajikan sebesar nilai wajar ditambah dengan biaya transaksi yang dapat diatribusikan secara langsung.

Efek-efek yang dibeli dengan janji dijual kembali (*reverse repo*) diklasifikasikan sebagai aset keuangan yang diukur pada biaya perolehan diarmotisasi. Lihat Catatan 2h untuk kebijakan akuntansi aset keuangan dan liabilitas keuangan.

n. Efek-efek yang dijual dengan janji dibeli kembali (*repo*)

Efek-efek yang dijual dengan janji untuk dibeli kembali disajikan sebagai liabilitas dalam laporan posisi keuangan konsolidasian sebesar biaya perolehan atas kewajiban repo yang diukur pada saat pengakuan awal dikurangi pembayaran pokok, ditambah atau dikurangi dengan amortisasi kumulatif menggunakan metode suku bunga efektif.

Pada pengukuran awal, efek-efek yang dijual dengan janji dibeli kembali (repo) disajikan sebesar nilai wajar ditambah atau dikurangi dengan biaya transaksi yang dapat diatribusikan secara langsung.

Efek-efek yang dijual tetap dicatat sebagai aset dalam laporan posisi keuangan konsolidasian karena secara substansi kepemilikan efek tetap berada pada pihak Bank sebagai penjual.

Efek-efek yang dijual dengan janji dibeli kembali (repo) diklasifikasikan sebagai liabilitas keuangan yang diukur pada biaya perolehan diamortisasi. Lihat Catatan 2h untuk kebijakan akuntansi aset keuangan dan liabilitas keuangan.

***2. SUMMARY OF MATERIAL ACCOUNTING POLICIES** (continued)*

m. Securities purchased under resale agreement (reverse repo)

Securities purchased under resale agreements (reverse repo) are presented as an asset in the consolidated statement of financial position at the purchase price added with interest income recognised but not yet received, less allowance for impairment losses, where appropriate.

Securities purchased under resale agreement (reverse repo) are initially measured at fair value plus directly attributable transaction costs.

Securities purchased under resale agreement (reverse repo) are classified as financial asset at amortised cost. Refer to Note 2h for the accounting policy of financial assets and financial liabilities.

n. Securities sold under repurchase agreement (repo)

Securities sold under repurchase agreement are presented as an liability in the consolidated statement of financial position at initial recognition minus principal payments, added or reduced by cumulative amortization using the effective interest rate method.

Securities sold under repurchase agreement (repo) are initially measured at fair value plus or minus directly attributable transaction costs.

Securities sold are still recorded as assets in the consolidated statements of financial position because the securities ownership remains substantially with the Bank as a seller.

Securities sold under repurchase agreement (repo) are classified as financial liabilities at amortised cost. Refer to Note 2h for the accounting policy of financial assets and financial liabilities.

2. IKHTISAR KEBIJAKAN AKUNTANSI YANG MATERIAL (lanjutan)

o. Tagihan dan liabilitas derivatif

Dalam melakukan usaha bisnisnya, Bank melakukan transaksi instrumen keuangan derivatif seperti *swap* mata uang asing, *cross currency swap,* dan *swap* suku bunga.

Instrumen keuangan derivatif diakui pada nilai wajar, dengan biaya transaksi yang terjadi diakui langsung pada laba rugi. Derivatif dicatat sebagai aset apabila memiliki nilai wajar positif dan sebagai liabilitas apabila memiliki nilai wajar negatif.

Keuntungan atau kerugian yang terjadi dari perubahan nilai wajar diakui sebagai laba rugi tahun berjalan.

Instrumen derivatif yang dimiliki Entitas Anak digunakan untuk tujuan manajemen risiko. Instrumen derivatif ini digunakan untuk lindung nilai terhadap eksposur Entitas Anak terhadap variabilitas arus kas yang diatribusikan dari risiko tingkat suku bunga dan risiko mata uang yang timbul dari liabilitas yang dapat mempengaruhi laba rugi. Instrumen derivatif diakui dalam laporan keuangan pada nilai wajar. Untuk memenuhi persyaratan akuntansi lindung nilai, beberapa kriteria tertentu harus dipenuhi, termasuk adanya dokumentasi formal pada awal lindung nilai.

Pada penetapan awal lindung nilai, Entitas Anak mendokumentasikan secara formal hubungan antara instrumen lindung nilai dan *item* yang dilindung nilai, termasuk tujuan manajemen risiko dan strategi dalam melaksanakan transaksi lindung nilai, bersamaan dengan metode yang akan digunakan untuk menilai efektivitas hubungan lindung nilai. Entitas Anak menilai, pada awal hubungan lindung nilai dan juga secara berkesinambungan, apakah instrumen lindung nilai diharapkan akan sangat efektif dalam rangka saling hapus atas perubahan nilai wajar atau perubahan arus kas dari *item* yang dilindung nilai sepanjang periode di mana lindung nilai tersebut ditetapkan, dan apakah efektivitas dari setiap lindung nilai berada dalam kisaran 80-125 persen.

Perubahan nilai wajar instrumen derivatif yang tidak memenuhi kriteria lindung nilai dicatat dalam laba rugi tahun berjalan. Jika instrumen derivatif dirancang dan memenuhi syarat akuntansi lindung nilai, perubahan nilai wajar instrumen derivatif lindung nilai diakui sebagai penyesuaian terhadap item yang dilindungi nilainya dalam laba rugi tahun berjalan atau disajikan dalam ekuitas, tergantung pada jenis transaksi dan efektivitas dari lindung nilai tersebut.

***2. SUMMARY OF MATERIAL ACCOUNTING POLICIES** (continued)*

o. Derivative receivables and payables

In the normal course of business, the Bank enters into transactions involving derivative financial instruments such as foreign currency swap, cross currency swap, and interest rate swap.

Derivative financial instruments are recognized at their fair value, with transaction costs recognized directly in profit or loss. Derivative are carried as assets when the fair value is positive and as liabilities when the fair value is negative.

Gains or losses as a result of fair value changes are recognized as current year profit or loss.

Derivative instruments held by the Subsidiaries are for risk management purposes. These derivative instruments are used to hedge the Subsidiaries' exposures to variability in cash flows that is attributable to interest rate risk and currency risk associated with recognized liabilities that could affect profit or loss. Derivative instruments are recognized in the financial statements at fair value. To qualify for hedge accounting, certain criteria are to be met, including formal documentation to be in place at the inception of the hedge.

On initial designation of the hedge, the Subsidiaries formally documents the relationship between the hedging instruments and hedged items, including the risk management objective and strategy in undertaking the hedge transaction, as well as the method to be used to assess the effectiveness of the hedging relationship. The Subsidiaries make an assessment, both at the inception of the hedge relationship as well as on an ongoing basis, as to whether the hedging instruments are expected to be 'highly effective' in offsetting the changes in the fair value or cash flows of the respective hedged items during the period for which the hedge is designated, and whether the effectiveness of each hedge is within a range of 80-125 percent.

Changes in fair value of derivative instruments that do not qualify for hedge accounting are recognized in the current year profit or loss. If derivative instruments are designated and qualify for hedge accounting, changes in fair value of derivative instruments designated for hedging are recorded as adjustments to the items being hedged in the current year profit or loss or in the equity, depending on the type of hedge transactions represented and the effectiveness of the hedge.

2. IKHTISAR KEBIJAKAN AKUNTANSI YANG MATERIAL (lanjutan)

o. Tagihan dan liabilitas derivatif (lanjutan)

Entitas Anak menetapkan derivatif sebagai instrumen lindung nilai atas arus kas. Bagian efektif dari perubahan nilai wajar derivatif yang ditetapkan sebagai instrumen lindung nilai atas arus kas dalam hubungan lindung nilai yang memenuhi persyaratan, diakui pada penghasilan komprehensif lain sebagai keuntungan (kerugian) kumulatif atas instrumen derivatif untuk lindung nilai arus kas yang merupakan bagian dari ekuitas. Jumlah yang diakui pada penghasilan komprehensif lain direklasifikasi ke dalam laba rugi sebagai penyesuaian reklasifikasi dalam periode yang sama dimana arus kas yang dilindung nilai mempengaruhi laba rugi, dan pada *line item* yang sama dalam laporan laba rugi dan penghasilan komprehensif lain. Bagian yang tidak efektif atas perubahan nilai wajar instrumen derivatif diakui segera pada laba rugi.

Ketika instrumen lindung nilai kadaluwarsa atau dijual, dihentikan atau dilaksanakan, atau tidak lagi memenuhi kriteria akuntansi lindung nilai atau lindung nilai dibatalkan, akuntansi lindung nilai tidak dilanjutkan secara prospektif. Keuntungan (kerugian) kumulatif atas instrumen derivatif untuk lindung nilai arus kas tetap diakui di ekuitas, dan direklasifikasi ke laba rugi sebagai penyesuaian reklasifikasi ketika item yang dilindung nilai diakui dalam laba rugi.

p. Tagihan dan liabilitas akseptasi

Tagihan akseptasi disajikan sebesar biaya perolehan diamortisasi dengan menggunakan metode bunga efektif dikurangi cadangan kerugian penurunan nilai, jika diperlukan.

Liabilitas akseptasi pada awalnya diakui sebesar nilai wajar dan selanjutnya diukur pada biaya perolehan diamortisasi dengan menggunakan metode bunga efektif.

Tagihan akseptasi diklasifikasikan sebagai biaya perolehan diamortisasi. Lihat Catatan 2h untuk kebijakan akuntansi mengenai biaya perolehan diamortisasi.

***2. SUMMARY OF MATERIAL ACCOUNTING POLICIES** (continued)*

***o. Derivative receivables and payables** (continued)*

The Subsidiaries designate derivatives as hedging instruments of cash flow hedges. The effective portion of changes in the fair value of the derivatives designated as hedging instruments of cash flows hedges in qualifying hedging relationships is recognized in other comprehensive income as cumulative gains (losses) on derivative instruments for cash flows hedges which are part of equity. The amount recognized in other comprehensive income is reclassified to profit or loss as a reclassification adjustment in the same period as the hedged cash flows affect profit or loss, and in the same line item in the statement of profit or loss and other comprehensive income. Any ineffective portion of changes in the fair value of the derivatives is recognized immediately in the profit or loss

If the hedging derivative expires or is sold,terminated or exercised, or the hedge no longer meets the criteria for cash flow hedge accounting, or the hedge designation is revoked, then hedge accounting is discontinued prospectively. The cumulative gains (losses) on derivative instruments for cash flows hedges remain in the equity, and is subsequently reclassified to profit or loss as a reclassification adjustment when the hedged item affects profit or loss.

p. Acceptance receivables and payables

Acceptance receivables are stated at amortized cost using the effective interest method less allowance for impairment losses, where appropriate.

Acceptance payables are recognized initially at fair value and subsequently measured at amortized cost using the effective interest method.

Acceptance receivables are classified as amortized cost. Refer to Note 2h for the accounting policy of amortized cost.

2. IKHTISAR KEBIJAKAN AKUNTANSI YANG MATERIAL (lanjutan)

q. Pinjaman yang diberikan dan pembiayaan/ piutang syariah

Pinjaman yang diberikan adalah penyediaan uang atau tagihan yang dapat disetarakan dengan kas, berdasarkan persetujuan atau kesepakatan pinjam-meminjam dengan debitur yang mewajibkan debitur untuk melunasi utang berikut bunganya setelah jangka waktu tertentu.

Seluruh kontrak pembiayaan bersama yang dilakukan oleh Bank merupakan pembiayaan bersama tanpa tanggung renteng (*without recourse*) di mana pembiayaan bersama dicatat sesuai dengan porsi kredit yang risikonya ditanggung oleh Bank, dan dinyatakan sebesar biaya perolehan diamortisasi.

Pinjaman yang diberikan diklasifikasikan sebagai biaya perolehan diamortisasi. Lihat Catatan 2h untuk kebijakan akuntansi mengenai biaya perolehan diamortisasi.

Termasuk dalam pinjaman yang diberikan adalah pembiayaan/piutang syariah yang terdiri dari piutang murabahah, pembiayaan musyarakah dan pinjaman qardh.

Murabahah adalah akad jual beli antara nasabah dengan Entitas Anak, dimana Entitas Anak membiayai kebutuhan barang untuk konsumsi, investasi dan modal kerja nasabah, yang dijual dengan harga pokok ditambah dengan marjin yang diketahui dan disepakati bersama. Pembayaran atas pembiayaan ini dilakukan dengan cara mengangsur dalam jangka waktu yang ditentukan.

Piutang murabahah pada awalnya diukur pada nilai bersih yang dapat direalisasi ditambah dengan biaya transaksi yang dapat diatribusikan secara langsung dan biaya tambahan untuk memperoleh piutang murabahah tersebut. Setelah pengakuan awal, piutang murabahah diukur pada biaya perolehan diamortisasi menggunakan metode imbal hasil efektif dikurangi pendapatan margin yang ditangguhkan dan cadangan kerugian penurunan nilai.

Pembiayaan musyarakah adalah akad kerjasama antara dua pihak atau lebih untuk suatu usaha tertentu, dimana masing-masing pihak memberikan kontribusi dana dengan ketentuan bahwa keuntungan dibagi berdasarkan kesepakatan, sedangkan kerugian berdasarkan porsi kontribusi dana. Dana tersebut meliputi kas atau aset non-kas yang diperkenankan oleh syariah.

***2. SUMMARY OF MATERIAL ACCOUNTING POLICIES** (continued)*

q. Loans and sharia financing/receivables

Loans represent disbursement of cash or cash equivalent based on agreements with borrowers, where borrowers are required to repay their debts with interest after a specified period.

All joint financing contracts entered by the Bank are joint financing without recourse in which joint financing is recorded according to the proportion of risks borne by the Bank and stated at amortized cost.

Loans are classified as amortized cost. Refer to Note 2h for the accounting policy of amortized cost.

Included in the loans are sharia financing/ receivables which consist of murabahah receivables, musyarakah financing and funds of qardh.

Murabahah is a sale and purchase contract between the customer and the Subsidiary, whereby the Subsidiary finances the goods for consumption, investment and working capital needs of the customer, sold with a principle price plus a certain margin that is mutually informed and agreed. Repayment on this financing is made in installments within a specified period.

Murabahah receivables are initially measured at net realisable value plus directly attributable transaction costs and additional costs to obtain the respective murabahah receivables. Subsequent to the initial recognition, they are measured at amortized cost using the effective rate of return method less deferred margin income and allowance for impairment losses.

Musyarakah financing is an agreement between two or more parties for a particular business, in which each party contributes funds with the terms that profits are shared according to the agreement, while losses are borne by each party proportionate to the amount of fund contributions. The fund consists of cash or non-cash assets allowed by sharia.

2. IKHTISAR KEBIJAKAN AKUNTANSI YANG MATERIAL (lanjutan)

q. Pinjaman yang diberikan dan pembiayaan/ piutang syariah (lanjutan)

Pembiayaan musyarakah dinyatakan sebesar saldo pembiayaan dikurangi dengan saldo cadangan kerugian penurunan nilai. Entitas Anak menetapkan cadangan kerugian penurunan nilai sesuai dengan kualitas pembiayaan berdasarkan penelaahan atas masing-masing saldo pembiayaan.

Pinjaman qardh adalah penyaluran dana dengan akad qardh.

Pinjaman qardh adalah penyediaan dana atau tagihan yang dapat dipersamakan dengan itu berdasarkan persetujuan atau kesepakatan antara peminjam dan Entitas Anak yang mewajibkan peminjam melunasi utangnya setelah jangka waktu tertentu.

Pinjaman qardh diakui sebesar total dana yang dipinjamkan pada saat terjadinya. Entitas Anak dapat menerima imbalan namun tidak diperkenankan untuk dipersyaratkan di dalam perjanjian. Imbalan tersebut diakui pada saat diterima.

Pinjaman qardh disajikan sebesar saldonya dikurangi cadangan kerugian penurunan nilai.

Modifikasi pinjaman yang diberikan

Skema modifikasi pinjaman yang diberikan dapat berupa penyesuaian pada suku bunga, pokok bunga dan tunggakan bunga, perpanjangan jangka waktu jatuh tempo, penjadwalan kembali pembayaran angsuran serta modifikasi persyaratan kredit lainnya.

Jika persyaratan perjanjian suatu pinjaman dimodifikasi, maka Bank mengevaluasi apakah arus kas kontraktual dari pinjaman yang termodifikasi berbeda secara signifikan.

***2. SUMMARY OF MATERIAL ACCOUNTING POLICIES** (continued)*

***q. Loans and sharia financing/receivables** (continued)*

Musyarakah financing is stated at outstanding balance, net of allowance for impairment losses. The Subsidiary provides allowance for impairment losses based on the financing quality as determined by a review of each account.

Funds of qardh represent a distribution of funds with qardh agreement.

Funds of qardh represent funds provided or similar claims based on an agreement or contract between the borrower and the Subsidiary, wherein the borrower should repay the loan after a specified period of time.

Funds of qardh are recognized in the amount lent to the borrower at the transaction date. The Subsidiary may receive a fee, however, this should not be stated in the agreement. The fee is recognized upon receipt.

Funds of qardh are stated at its outstanding balance less allowance for impairment losses.

Modification of loans

Modification schemes for loans can be in the form of adjustment on interest rate, loan principal and past due interest, extension of repayment period, rescheduling of installments and other modification of the terms of the loans.

If the terms of a loan are modified, then the Bank evaluates whether the contractual cash flows of the modified asset are substantially different.

2. IKHTISAR KEBIJAKAN AKUNTANSI YANG MATERIAL (lanjutan)

q. Pinjaman yang diberikan dan pembiayaan/ piutang syariah (lanjutan)

Modifikasi pinjaman yang diberikan (lanjutan)

Jika arus kas berbeda secara signifikan, maka hak kontraktual atas arus kas dari aset keuangan yang original sebenarnya telah kadaluarsa. Dalam hal ini, aset keuangan yang original dihentikan pengakuannya dan aset keuangan yang baru diakui pada nilai wajar ditambah biaya transaksi yang memenuhi syarat. Imbalan yang diterima sebagai bagian dari modifikasi diperhitungkan sebagai berikut:

- imbalan yang dipertimbangkan sewaktu menentukan nilai wajar dari aset baru dan imbalan yang merupakan pembayaran kembali (*reimbursement*) dari biaya transaksi yang memenuhi syarat akan dimasukkan sebagai pengakuan awal aset; dan
- imbalan lainnya dimasukkan ke dalam laba rugi sebagai bagian dari keuntungan atau kerugian dari penghentian pengakuan.

Jika modifikasi aset keuangan yang diukur pada biaya perolehan diamortisasi tidak mengakibatkan penghentian pengakuan aset keuangan, maka Bank terlebih dahulu menghitung kembali nilai tercatat bruto aset keuangan menggunakan suku bunga efektif awal aset tersebut dan mengakui selisih penyesuaian sebagai keuntungan atau kerugian modifikasi di dalam laba rugi. Biaya atau imbalan yang terjadi dan imbalan modifikasi yang diterima disesuaikan ke nilai tercatat bruto dan diamortisasi selama sisa jangka waktu aset keuangan yang dimodifikasi.

Jika modifikasi dilakukan karena alasan risiko kredit, maka keuntungan atau kerugian disajikan sebagai kerugian penurunan nilai. Selain karena alasan ini, keuntungan atau kerugian disajikan sebagai pendapatan bunga yang dihitung dengan menggunakan metode bunga efektif.

Dalam keadaan yang tidak biasa, setelah perubahan atau modifikasi yang mengakibatkan penghentian pengakuan aset keuangan awal, mungkin terdapat bukti bahwa aset modifikasian memburuk pada pengakuan awal. Dengan demikian, aset keuangan tersebut diakui sebagai aset keuangan yang memburuk pada pengakuan awal.

2. SUMMARY OF MATERIAL ACCOUNTING POLICIES *(continued)*

q. Loans and sharia financing/receivables *(continued)*

Modification of loans *(continued)*

If the cash flows are substantially different, then the contractual rights to cash flows from the original financial asset are deemed to have expired. In this case the original financial asset is derecognized and a new financial asset is recognized at fair value plus any eligible transaction costs. Any fees received as part of the modification are accounted for as follows:

- *fees that are considered in determining that fair value of the new asset and fees represent reimbursement of eligible transaction costs are included in the initial measurement of the asset; and*
- *other fees are included in profit or loss as part of the gain or loss derecognition.*

If the modification of a financial asset measured at amortized cost does not result in derecognition of the financial asset, then the Bank first recalculates the gross carrying amount of the financial asset using the original effective interest rate of the asset and recognizes the resulting adjustment as modification gain or loss in profit or loss. Any costs or fees incurred and modification fees received are adjusted to the gross carrying amount of the modified financial asset and are amortized over the remaining term of the modified financial asset.

If a modification is carried out because of credit-risk reason, then the gain or loss is presented together with impairment losses. In other cases, it is presented as interest income calculated using the effective interest method.

In some unusual circumstances, after changes or modifications that result in de-recognition of the original financial asset, there may be evidence that the modified asset is credit-impaired at initial recognition. Accordingly, the financial asset should be recognized as an originated credit-impaired financial asset.

2. IKHTISAR KEBIJAKAN AKUNTANSI YANG MATERIAL (lanjutan)

q. Pinjaman yang diberikan dan pembiayaan/ piutang syariah (lanjutan)

Modifikasi pinjaman yang diberikan (lanjutan)

Perubahan atau modifikasi yang dilakukan karena resiko kredit, dapat dipertimbangkan sebagai indikasi aset keuangan yang berasal dari aset keuangan yang memburuk pada pengakuan awal. Sedangkan perubahan atau modifikasi yang dilakukan dengan dasar pertimbangan bisnis, mungkin tidak diakui sebagai aset keuangan yang memburuk pada pengakuan awal. Namun, penilaian ini perlu dilakukan secara menyeluruh untuk menentukan apakah pengakuan awal aset keuangan telah memburuk pada saat pengakuan awal.

r. Piutang pembiayaan

Setelah pengakuan awal, piutang pembiayaan dicatat pada biaya perolehan diamortiasai dengan menggunakan metode suku bunga efektif.

Pendapatan pembiayaan yang belum diakui merupakan selisih antara jumlah keseluruhan pembayaran angsuran yang akan diterima dari debitur dan jumlah pokok pembiayaan, yang diakui sebagai pendapatan sepanjang jangka waktu kontrak berdasarkan tingkat suku bunga efektif dari kontrak pembiayaan.

Penyelesaian sebelum masa pembiayaan berakhir diperlakukan sebagai pembatalan kontrak pembiayaan dan keuntungan atau kerugian yang timbul diakui dalam laba rugi tahun berjalan.

Modifikasi piutang pembiayaan

Skema modifikasi putang pembiayaan dapat berupa penyesuaian pada suku bunga, pokok bunga dan tunggakan bunga, perpanjangan jangka waktu jatuh tempo, penjadwalan kembali pembayaran angsuran serta modifikasi persyaratan piutang pembiayaan lainnya.

Jika persyaratan perjanjian suatu piutang dimodifikasi, maka Grup mengevaluasi apakah arus kas kontraktual dari pinjaman yang termodifikasi berbeda secara signifikan.

***2. SUMMARY OF MATERIAL ACCOUNTING POLICIES** (continued)*

***q. Loans and sharia financing/receivables** (continued)*

***Modification of loans** (continued)*

Changes or modifications that were made on the basis of credit risk reason can be considered as an indication of originated credit-impaired financial assets. Meanwhile changes or modifications that were made on the basis of business' considerations, may not be recognized as originated credit-impaired financial assets. However, comprehensive valuation should be performed to determine whether initial recognition of financial assets has deteriorated at initial recognition.

r. Financing receivables

Subsequest to initial recognition, financing receivables are stated to amortized cost using the effective interest rate method.

Unearned financing revenue represents the difference between total installment to be received from borrower and the principal amount financed, which is recognized as revenue over the term of the contract, based on the effective interest rate of the related financing contract.

Early termination is treated as cancellation of the existing financing contract and resulting gains or losses are recognized in the current year profit or loss.

Modification of financing receivables

Modification schemes for financing receivables can be in the form of adjustment on interest rate, loan principal and past due interest, extension of repayment period, rescheduling of installments and other modification of the terms of the financing receivables.

If the terms of a loan are modified, then the Group evaluates whether the contractual cash flows of the modified asset are substantially different.

2. IKHTISAR KEBIJAKAN AKUNTANSI YANG MATERIAL (lanjutan)

r. Piutang pembiayaan (lanjutan)

Modifikasi piutang pembiayaan (lanjutan)

Jika arus kas berbeda secara signifikan, maka hak kontraktual atas arus kas dari aset keuangan yang original sebenarnya telah kadaluarsa. Dalam hal ini, aset keuangan yang original dihentikan pengakuannya dan aset keuangan yang baru diakui pada nilai wajar ditambah biaya transaksi yang memenuhi syarat. Imbalan yang diterima sebagai bagian dari modifikasi diperhitungkan sebagai berikut:

- imbalan yang dipertimbangkan sewaktu menentukan nilai wajar dari aset baru dan imbalan yang merupakan pembayaran kembali (*reimbursement*) dari biaya transaksi yang memenuhi syarat akan dimasukkan sebagai pengakuan awal aset; dan
- imbalan lainnya dimasukkan ke dalam laba rugi sebagai bagian dari keuntungan atau kerugian dari penghentian pengakuan.

Jika modifikasi aset keuangan yang diukur pada biaya perolehan diamortisasi tidak mengakibatkan penghentian pengakuan aset keuangan, maka Entitas Anak terlebih dahulu menghitung kembali nilai tercatat bruto aset keuangan menggunakan suku bunga efektif awal aset tersebut dan mengakui selisih penyesuaian sebagai keuntungan atau kerugian modifikasi di dalam laba rugi. Biaya atau imbalan yang terjadi dan imbalan modifikasi yang diterima disesuaikan ke nilai tercatat bruto dan diamortisasi selama sisa jangka waktu aset keuangan yang dimodifikasi.

Jika modifikasi dilakukan karena alasan risiko kredit, maka keuntungan atau kerugian disajikan sebagai kerugian penurunan nilai. Selain karena alasan ini, keuntungan atau kerugian disajikan sebagai pendapatan bunga yang dihitung dengan menggunakan metode bunga efektif.

2. SUMMARY OF MATERIAL ACCOUNTING POLICIES *(continued)*

r. Financing receivables *(continued)*

Modification of financing receivables *(continued)*

If the cash flows are substantially different, then the contractual rights to cash flows from the original financial asset are deemed to have expired. In this case the original financial asset is derecognized and a new financial asset is recognized at fair value plus any eligible transaction costs. Any fees received as part of the modification are accounted for as follows:

- *fees that are considered in determining that fair value of the new asset and fees represent reimbursement of eligible transaction costs are included in the initial measurement of the asset; and*
- *other fees are included in profit or loss as part of the gain or loss derecognition.*

If the modification of a financial asset measured at amortized cost does not result in derecognition of the financial asset, then the Subsidiary first recalculates the gross carrying amount of the financial asset using the original effective interest rate of the asset and recognizes the resulting adjustment as modification gain or loss in profit or loss. Any costs or fees incurred and modification fees received are adjusted to the gross carrying amount of the modified financial asset and are amortized over the remaining term of the modified financial asset.

If a modification is carried out because of credit-risk reason, then the gain or loss is presented together with impairment losses. In other cases, it is presented as interest income calculated using the effective interest method.

2. IKHTISAR KEBIJAKAN AKUNTANSI YANG MATERIAL (lanjutan)

r. Piutang pembiayaan (lanjutan)

Pembiayaan bersama

Seluruh kontrak pembiayaan bersama yang dilakukan oleh Entitas Anak merupakan pembiayaan bersama tanpa tanggung renteng (*without recourse*) di mana hanya porsi jumlah angsuran piutang yang dibiayai Entitas Anak yang dicatat sebagai piutang pembiayaan konsumen di laporan posisi keuangan. Pendapatan pembiayaan konsumen disajikan pada laporan laba rugi setelah dikurangi dengan bagian yang merupakan hak pihak-pihak lain yang berpartisipasi pada pembiayaan bersama tersebut.

Dalam pembiayaan bersama, Entitas Anak berhak menentukan tingkat bunga yang lebih tinggi kepada pelanggan dari tingkat bunga yang ditetapkan dalam perjanjian dengan pemberi pembiayaan bersama. Selisihnya, diakui sebagai pendapatan pembiayaan konsumen yang belum diakui dan diakui sebagai pendapatan pembiayaan konsumen sesuai dengan jangka waktu kontrak dengan menggunakan metode suku bunga efektif.

s. Penyertaan saham

Penyertaan saham dengan persentase kepemilikan di bawah 20% dan tidak memiliki pengaruh signifikan pada awalnya diakui sebesar nilai wajar dan selanjutnya diukur pada nilai wajar melalui laba rugi.

Dividen kas yang diterima dari penyertaan saham diakui sebagai pendapatan operasional lainnya.

t. Beban dibayar dimuka

Beban dibayar dimuka adalah beban yang telah dibayarkan tetapi belum diakui sebagai beban pada periode terjadinya. Beban dibayar dimuka akan diakui sebagai beban pada laba rugi pada saat diamortisasi sesuai dengan masa manfaatnya.

***2. SUMMARY OF MATERIAL ACCOUNTING POLICIES** (continued)*

***r. Financing receivables** (continued)*

Joint financing

All joint financing contracts entered by the Subsidiary are joint financing without recourse in which only the Subsidiary's financing portion of the total installments is recorded as consumer financing receivables in the statement of financial position. Consumer financing income is presented in the income statement net of the portion attributable to other parties participating in the joint financing.

For joint financing, the Subsidiary has the right to set higher interest rates to customers than those as stated in the joint financing agreements with joint financing providers. The difference is recognized as part of unearned consumer financing income and recognized as consumer financing income over the term of the contract using the effective interest rate method.

s. Investment in shares

Investment in shares with an ownership interest below 20% and have no significant influence is initially recognized at fair value and subsequently measured at fair value through profit or loss.

Cash dividend received from investment in shares is recognized as other operating income.

t. Prepayments

Prepayments are expenses which have been paid but not yet recognized as an expense in the related period. Prepayments are recognized as expenses in the profit or loss when it is amortized in accordance with the expected period of benefit.

2. IKHTISAR KEBIJAKAN AKUNTANSI YANG MATERIAL (lanjutan)

u. Aset tetap

Tanah disajikan sebesar nilai wajar, berdasarkan penilaian yang dilakukan oleh penilai independen eksternal yang telah terdaftar di OJK. Penilaian atas aset tersebut dilakukan secara berkala dan apabila terdapat perubahan nilai wajar yang signifikan untuk memastikan bahwa nilai wajar aset yang direvaluasi tidak berbeda secara material dengan jumlah tercatatnya.

Tanah yang diperoleh dengan Hak Guna Bangunan ("HGB") oleh Entitas Anak (OTO dan SOF) diukur sebesar biaya perolehan (termasuk biaya legal dan administrasi yang muncul dalam transaksi untuk memperoleh tanah) dan tidak diamortisasi.

Kenaikan nilai tercatat yang timbul dari revaluasi tanah dikreditkan pada "cadangan revaluasi aset tetap" sebagai bagian dari penghasilan komprehensif lainnya. Penurunan yang menghapus nilai kenaikan yang sebelumnya atas aset tetap yang sama dibebankan terhadap "cadangan revaluasi aset tetap" sebagai bagian dari penghasilan komprehensif lainnya; penurunan lainnya dibebankan pada laba rugi tahun berjalan.

Tanah tidak disusutkan. Jika aset yang direvaluasi dijual, jumlah yang dicatat di dalam ekuitas dipindahkan ke saldo laba.

Aset tetap selain tanah diakui sebesar harga perolehan setelah dikurangi akumulasi penyusutan.

Harga perolehan termasuk pengeluaran yang dapat diatribusikan secara langsung atas perolehan aset tersebut.

Aset tetap, selain tanah, disusutkan selama taksiran masa manfaat ekonomis aset tetap dengan metode garis lurus dan diakui sebesar harga perolehan setelah dikurangi dengan akumulasi penyusutan.

Taksiran masa manfaat ekonomis aset tetap adalah sebagai berikut:

***2. SUMMARY OF MATERIAL ACCOUNTING POLICIES** (continued)*

u. Fixed assets

Land is presented at fair value based on valuations performed by certified external independent valuers which are registered with OJK. Valuations are performed on a regular basis and if there is significant change in fair value to ensure that the fair value of a revalued asset does not differ materially from its carrying amount.

Land acquired under Hak Guna Bangunan ("HGB") title by Subsidiaries (OTO and SOF) is measured at acquisition cost (including legal and administrative cost incurred in transaction to acquire the land) and is not amortized.

The increases in the carrying amount arising from revaluation of land is credited to the "reserve on revaluation of fixed assets" as part of other comprehensive income. The decreases that offset the previous increases are debited against "reserve on revaluation of fixed assets" as part of other comprehensive income; all other decreases are charged to the current year profit or loss.

Land is not depreciated. When revalued assets are sold, the amounts included in equity are transferred to retained earnings.

Fixed assets other than land are recognized at cost less accumulated depreciation.

Acquisition cost includes expenditure that is directly attributable to the acquisition of the assets.

Fixed assets, except land, are depreciated over their expected useful lives using straight-line method and are stated at cost less accumulated depreciation.

The expected useful lives of fixed assets are as follows:

	Tahun/*Years*	
Gedung	20	*Buildings*
Kendaraan bermotor	3 - 5	*Vehicles*
Perlengkapan kantor	4 - 10	*Office equipment*
Leasehold improvement	sesuai masa sewa/*according to lease period*	*Leasehold improvement*

2. IKHTISAR KEBIJAKAN AKUNTANSI YANG MATERIAL (lanjutan)

u. Aset tetap (lanjutan)

Kendaraan bermotor adalah sepeda motor, kendaraan operasional dan kendaraan dinas untuk direktur atau komisaris.

Perlengkapan kantor adalah mebel dan peralatan dari kayu dan rotan, mesin kantor seperti mesin tik, mesin fotokopi, komputer, laptop, alat komunikasi, alat dapur dan perlengkapan lain seperti CCTV, mebel dan peralatan dari logam seperti brankas, pendingin ruangan, dan generator listrik.

Biaya-biaya setelah pengakuan awal diakui sebagai bagian dari nilai tercatat aset atau sebagai aset yang terpisah sebagaimana mestinya, hanya jika kemungkinan besar Grup akan mendapatkan manfaat ekonomis masa depan berkenaan dengan aset tersebut dan biaya perolehan aset dapat diukur dengan handal. Nilai tercatat komponen yang diganti dihapuskan. Biaya perbaikan dan pemeliharaan dibebankan ke dalam laba rugi tahun berjalan.

Apabila aset tetap tidak digunakan lagi atau dijual, maka nilai perolehan dan akumulasi penyusutannya dihapuskan dari laporan keuangan konsolidasian. Keuntungan atau kerugian bersih atas pelepasan aset tetap ditentukan dengan membandingkan hasil yang diterima dengan nilai tercatat dan diakui pada laba rugi tahun berjalan.

Akumulasi biaya konstruksi bangunan serta pemasangan peralatan kantor, dikapitalisasi sebagai aset dalam penyelesaian. Biaya tersebut direklasifikasi ke akun aset tetap pada saat proses konstruksi atau pemasangan selesai. Penyusutan dimulai pada saat aset tersebut siap untuk digunakan dengan tujuan yang diinginkan manajemen.

Nilai tercatat aset segera diturunkan menjadi sebesar jumlah yang dapat dipulihkan ketika nilai tercatat aset lebih besar dari estimasi jumlah yang dapat dipulihkan.

Nilai sisa aset, masa manfaat dan metode penyusutan ditelaah dan jika perlu disesuaikan, pada setiap akhir periode pelaporan.

***2. SUMMARY OF MATERIAL ACCOUNTING POLICIES** (continued)*

***u. Fixed assets** (continued)*

Motor vehicles are motorcycles, operational vehicles and office vehicles for directors or commissioners.

Office equipment are furniture and office equipment made from wood, office machine such as typing machine, photocopy machine, computer, laptop, communication tools, kitchen set and other equipment such as CCTV, furniture and office equipment made from metal such as safes, air conditioning and electrical generator.

Subsequent costs are included in the asset's carrying amount or recognized as a separate asset, as appropriate, only when it is probable that future economic benefits associated with the item will flow to the Group and the cost of the item can be measured reliably. The carrying amount of the replaced part is derecognized. Repairs and maintenance costs are charged to the current year profit or loss.

When fixed assets are no longer in use or disposed of, their costs and the related accumulated depreciation are written off in the consolidated financial statements. Net gains or losses on disposals are determined by comparing the proceeds with the carrying amount and are recognized in the current year profit or loss.

The accumulated costs of the construction of buildings and the installation of office equipment are capitalized as construction in progress. These costs are reclassified to fixed assets accounts when the construction or installation is completed. Depreciation is charged from the date the assets are ready for use in the manner intended by management.

The asset's carrying amount is written down immediately to its recoverable amount when the asset's carrying amount is greater than its estimated recoverable amount.

The assets' residual values, useful lives and depreciation method are reviewed and adjusted if appropriate, at the end of each reporting period.

2. IKHTISAR KEBIJAKAN AKUNTANSI YANG MATERIAL (lanjutan)

v. Aset takberwujud dan *goodwill*

Goodwill

Goodwill dinyatakan sebesar nilai perolehan dikurangi akumulasi kerugian penurunan nilai. Peninjauan atas penurunan nilai pada *goodwill* dilakukan setahun sekali atau lebih sering apabila terdapat peristiwa atau perubahan keadaan yang mengindikasikan adanya potensi penurunan nilai.

Merek Dagang

Merek dagang memiliki masa manfaat yang terbatas dan diakui sebesar nilai perolehan, selanjutnya dicatat sebesar harga perolehan dikurangi akumulasi amortisasi dan kerugian penurunan nilai.

Amortisasi diakui dalam laba rugi dengan menggunakan metode garis lurus sepanjang masa manfaat merek dagang tersebut, sejak tanggal merek dagang tersebut diperoleh. Estimasi masa manfaat dari merek dagang adalah sampai dengan 20 tahun.

Peninjauan atas penurunan nilai pada merek dagang dilakukan setahun sekali atau lebih sering apabila terdapat peristiwa atau perubahan keadaan yang mengindikasikan adanya potensi penurunan nilai.

Hubungan Pelanggan

Hubungan pelanggan memiliki masa manfaat yang terbatas dan diakui sebesar nilai perolehan, selanjutnya dicatat sebesar harga perolehan dikurangi akumulasi amortisasi dan kerugian penurunan nilai.

Amortisasi diakui dalam laba rugi dengan menggunakan metode garis lurus sepanjang masa manfaat hubungan pelanggan tersebut, sejak tanggal hubungan pelanggan tersebut diperoleh. Estimasi masa manfaat dari hubungan pelanggan adalah 5-9 tahun.

Peninjauan atas penurunan nilai pada hubungan pelanggan dilakukan setahun sekali atau lebih sering apabila terdapat peristiwa atau perubahan keadaan yang mengindikasikan adanya potensi penurunan nilai.

Piranti lunak

Piranti lunak memiliki masa manfaat yang terbatas dan diakui sebesar harga perolehan, selanjutnya dicatat sebesar harga perolehan dikurangi akumulasi amortisasi dan kerugian penurunan nilai.

***2. SUMMARY OF MATERIAL ACCOUNTING POLICIES** (continued)*

v. Intangible assets and goodwill

Goodwill

Goodwill is carried at cost less accumulated impairment losses. Goodwill impairment reviews are undertaken annually or more frequently if events or changes in circumstances indicate a potential impairment.

Trademarks

Trademarks have a finite useful life and recognized at acquisition cost, subsequently carried at cost less accumulated amortization and accumulated impairment losses.

Amortization is recognized in profit or loss on a straight-line basis over the estimated useful life of the trademarks, from the date it is acquired. The estimated useful life of trademarks is up-to 20 years.

Trademarks impairment reviews are undertaken annually or more frequently if events or changes in circumstances indicate a potential impairment.

Customer Relationship

Customer relationship have a finite useful life and recognized at acquisition cost, subsequently carried at cost less accumulated amortization and accumulated impairment losses.

Amortization is recognized in profit or loss on a straight-line basis over the estimated useful life of the customer relationship, from the date it is acquired. The estimated useful life of customer relationship is 5-9 years.

Customer relationship impairment reviews are undertaken annually or more frequently if events or changes in circumstances indicate a potential impairment.

Software

Software have a finite useful life and recognized at acquisition cost, subsequently carried at cost less accumulated amortization and accumulated impairment losses.

2. IKHTISAR KEBIJAKAN AKUNTANSI YANG MATERIAL (lanjutan)

v. Aset takberwujud dan *goodwill* (lanjutan)

Piranti lunak (lanjutan)

Biaya yang dikeluarkan untuk memperoleh lisensi piranti lunak dan mempersiapkan piranti lunak tersebut siap untuk digunakan dikapitalisasi.

Biaya yang terkait dengan pemeliharaan program piranti lunak diakui sebagai beban pada saat terjadinya. Biaya pengembangan yang dapat secara langsung diatribusikan dalam pembuatan dan pengujian produk piranti lunak yang dapat diidentifikasi dan unik yang dikendalikan oleh Grup diakui sebagai aset takberwujud.

Biaya yang dapat diatribusikan secara langsung dan dikapitalisasi sebagai bagian produk piranti lunak mencakup beban pekerja pengembang piranti lunak dan bagian *overhead* yang relevan.

Pengeluaran pengembangan lain yang tidak memenuhi kriteria ini diakui sebagai beban pada saat terjadinya. Biaya pengembangan yang sebelumnya diakui sebagai beban tidak dapat diakui sebagai aset pada periode berikutnya.

Amortisasi diakui dalam laba rugi dengan menggunakan metode garis lurus sepanjang masa manfaat piranti lunak tersebut, sejak tanggal piranti tersebut siap untuk dipakai. Estimasi masa manfaat dari piranti lunak adalah 4-10 tahun.

Aset takberwujud dihentikan pengakuannya atau dilepas ketika tidak lagi terdapat manfaat masa depan yang diharapkan dari penggunaan atau pelepasannya.

w. Aset lain-lain

Aset lain-lain sebagian besar terdiri dari tagihan kredit lainnya, wesel ekspor lainnya, agunan yang diambil alih, jaminan kontrak, uang muka, transaksi ATM dan transfer, persediaan keperluan kantor, dan tagihan kepada asuransi.

2. SUMMARY OF MATERIAL ACCOUNTING POLICIES *(continued)*

v. Intangible assets and goodwill *(continued)*

Software *(continued)*

The costs incurred to acquire software license and bring that software to use are capitalized.

Costs associated with maintaining software programs are recognized as expense when incurred. Development costs that are directly attributable to the design and testing of identifiable and unique software products controlled by the Group is recognized as intangible assets.

Directly attributable costs that are capitalized as part of the software product include the software development employee costs and an appropriate portion of relevant overheads.

Other development expenditures that do not meet these criteria are recognized as expense when incurred. Development costs previously recognized as expense are not recognized as asset in a subsequent period.

Amortization is recognized in profit or loss on a straight-line basis over the estimated useful life of the software, from the date it is ready for use. The estimated useful life of software is 4-10 years.

Intangible assets shall be derecognized or disposed when no future economic benefits are expected from its use or disposal.

w. Other assets

Other assets mainly consists of other credit receivables, other export bills, foreclosed collaterals, security deposits, advance payment, ATM transaction and transfer, office supplies, and receivables from insurance company.

2. IKHTISAR KEBIJAKAN AKUNTANSI YANG MATERIAL (lanjutan)

w. Aset lain-lain (lanjutan)

Grup mengakui kerugian penurunan nilai untuk aset lain-lain apabila taksiran jumlah yang dapat diperoleh kembali dari suatu aset lebih rendah dari nilai tercatatnya. Pada setiap tanggal pelaporan, Grup melakukan penelaahan untuk menentukan apakah terdapat indikasi penurunan nilai. Pemulihan penurunan nilai diakui sebagai keuntungan dalam laba rugi pada saat terjadinya.

x. Simpanan nasabah dan simpanan dari bank-bank lain

Simpanan nasabah adalah dana yang dipercayakan oleh masyarakat kepada Grup berdasarkan perjanjian penyimpanan dana. Termasuk didalamnya adalah giro, tabungan, deposito berjangka, deposito *on call* dan simpanan nasabah berdasarkan prinsip syariah.

Simpanan nasabah berdasarkan prinsip syariah terdiri dari giro dan tabungan wadiah. Giro wadiah merupakan giro wadiah yadh-dhamanah yakni titipan dana pihak lain dimana pemilik dana mendapatkan bonus berdasarkan kebijakan Entitas Anak. Giro wadiah dicatat sebesar saldo titipan pemegang giro wadiah. Tabungan wadiah merupakan simpanan pihak lain yang bisa diambil kapan saja (*on call*) atau berdasarkan kesepakatan dimana tidak ada imbalan yang disyaratkan kecuali dalam bentuk pemberian (‘Athaya’) sukarela dari Entitas Anak.

Simpanan dari bank-bank lain terdiri dari liabilitas terhadap bank lain, dalam bentuk *call money*, giro, dan deposito berjangka.

Simpanan nasabah dan simpanan dari bank-bank lain diklasifikasikan sebagai liabilitas keuangan yang diukur dengan biaya perolehan diamortisasi. Biaya tambahan yang dapat diatribusikan secara langsung dengan perolehan simpanan nasabah dan simpanan dari bank-bank lain dikurangkan dari jumlah simpanan nasabah dan simpanan dari bank-bank lain.

Simpanan dari bank-bank lain disajikan sebesar jumlah liabilitas terhadap bank-bank lain.

***2. SUMMARY OF MATERIAL ACCOUNTING POLICIES** (continued)*

***w. Other assets** (continued)*

The Group recognizes impairment losses of other assets if the recoverable amount of the assets is lower than the carrying value. At each reporting date, the Group evaluates the recoverable amount of the assets to determine whether there is an indication of impairment. Reversal of impairment losses is recognized as gain in the profit or loss when incurred.

x. Deposits from customers and deposits from other banks

Deposits from customers are the funds placed by customers to the Group based on fund deposits agreements. Included in these accounts are current accounts, saving deposits, time deposits, deposits on call and sharia deposits from customers.

Sharia deposits consist of wadiah demand deposits and saving deposits. Wadiah demand deposits are wadiah yadh-dhamanah demand deposits in which the funds owner will get a bonus based on the Subsidiary’s policy. Wadiah demand deposits are stated at the amount entrusted by depositors. Wadiah saving deposits represent third party funds which can be taken at any time (on call) or by an agreement which required no reward except in the form of voluntary bonus (‘Athaya’) on the part of the Subsidiary.

Deposits from other banks represent liabilities to other domestic banks, in the form of call money, current accounts, and time deposits.

Deposits from customers and deposits from other banks are classified as financial liabilities measured at amortized cost. Incremental costs directly attributable to the acquisition of deposits from customers and deposits from other banks are deducted from the amount of deposits from customers and deposits from other banks.

Deposits from other banks are stated at the amounts due to other banks.

2. IKHTISAR KEBIJAKAN AKUNTANSI YANG MATERIAL (lanjutan)

y. Efek-efek yang diterbitkan

Efek-efek yang diterbitkan terdiri dari utang obligasi.

Utang obligasi dicatat sebesar nilai nominal dikurangi dengan biaya emisi yang belum diamortisasi. Biaya emisi adalah biaya yang terjadi sehubungan dengan utang obligasi, diakui sebagai beban yang ditangguhkan dan dikurangkan langsung dari hasil emisi dan diamortisasi selama jangka waktu utang obligasi tersebut dengan menggunakan metode bunga efektif.

z. Pinjaman yang diterima

Pada saat pengakuan awal, pinjaman diakui sebesar nilai wajar, dikurangi dengan biaya-biaya transaksi yang terjadi. Selanjutnya, pinjaman yang diterima diukur sebesar biaya perolehan diamortisasi; selisih antara penerimaan (dikurangi biaya transaksi) dan nilai pelunasan dicatat pada laba rugi selama periode pinjaman dengan menggunakan metode bunga efektif.

Biaya yang dibayar untuk memperoleh fasilitas pinjaman diakui sebagai biaya transaksi pinjaman sepanjang besar kemungkinan sebagian atau seluruh fasilitas akan ditarik. Dalam hal ini, biaya memperoleh pinjaman ditangguhkan sampai penarikan pinjaman terjadi. Sepanjang tidak terdapat bukti bahwa besar kemungkinan sebagian atau seluruh fasilitas akan ditarik, biaya memperoleh pinjaman dikapitalisasi sebagai pembayaran dimuka untuk jasa likuiditas dan diamortisasi selama periode fasilitas yang terkait.

aa. Imbalan kerja karyawan

Imbalan kerja jangka pendek

Imbalan kerja jangka pendek diakui pada saat terutang kepada karyawan.

Imbalan pascakerja

Liabilitas imbalan pascakerja dihitung sebesar nilai kini dari estimasi jumlah liabilitas imbalan pascakerja di masa depan yang timbul dari jasa yang telah diberikan oleh karyawan tersebut pada masa kini dan masa lalu. Perhitungan dilakukan oleh aktuaris berkualifikasi dengan metode *projected unit credit*.

***2. SUMMARY OF MATERIAL ACCOUNTING POLICIES** (continued)*

y. Securities issued

Securities issued consist of bonds payable.

Bonds payable are stated at nominal value net of unamortized bond issuance cost. Costs incurred in connection with the bonds payable, are recognized as a deferred expense and offset directly from the proceeds derived from such offerings and amortized over the period of the bonds payable using the effective interest method.

z. Borrowings

Borrowings are initially recognized at fair value, net of transaction costs incurred. Borrowings are subsequently carried at amortized cost; any difference between the proceeds (net of transaction costs) and the redemption value is recognized in the profit or loss over the period of the borrowings using the effective interest method.

Fees paid on the establishment of loan facilities are recognized as transaction costs of the loan to the extent that it is probable that some or all of the facility will be drawdown. In this case, the fee is deferred until the draw-down occurs. To the extent that there is no evidence that it is probable that some or all of the facility will be drawdown, the fee is capitalised as a pre-payment for liquidity services and amortized over the period of the facility to which it relates.

aa. Employee benefits

Short-term employee benefits

Short-term employee benefits are recognized when they are payable to the employees.

Post-employment benefits

The post-employment benefits liabilities are calculated at present value of estimated future benefits that the employees have earned in return for their services in the current and prior periods. The calculation is performed by an qualified actuary using the projected unit credit method.

2. IKHTISAR KEBIJAKAN AKUNTANSI YANG MATERIAL (lanjutan)

aa. Imbalan kerja karyawan (lanjutan)

Imbalan pascakerja (lanjutan)

Keuntungan atau kerugian yang timbul dari pengukuran kembali aktuarial atas liabilitas imbalan pasti neto diakui segera dalam penghasilan komprehensif lain. Ketika manfaat suatu program diubah atau terjadi kurtailmen, perubahan manfaat yang terkait dengan jasa lalu atau keuntungan atau kerugian dari kurtailmen diakui segera dalam laba rugi.

Liabilitas imbalan pascakerja untuk karyawan Perjanjian Kerja Waktu Tertentu (PKWT) Entitas Anak dihitung secara internal dengan metode *historical stay rate*.

Imbalan jangka panjang lainnya

Imbalan jangka panjang lainnya berupa cuti berimbalan jangka panjang dihitung dengan menggunakan metode *projected unit credit* dan didiskontokan ke nilai kini. Keuntungan dan kerugian aktuarial yang timbul dari penyesuaian dan perubahan dalam asumsi-asumsi aktuarial diakui dalam laba rugi tahun berjalan.

ab. Pinjaman subordinasi

Pinjaman subordinasi pada awalnya diakui sebesar nilai wajar dan selanjutnya diukur pada biaya perolehan diamortisasi dengan menggunakan metode bunga efektif.

ac. Dana syirkah temporer

Dana syirkah temporer adalah dana yang diterima oleh Entitas Anak.

Dana syirkah temporer merupakan investasi dengan akad mudharabah mutlaqah, yaitu pemilik dana (shahibul maal) memberikan kebebasan kepada pengelola dana (mudharib/ Entitas Anak) dalam pengelolaan investasinya sesuai prinsip syariah dengan keuntungan dibagikan sesuai kesepakatan. Dana syirkah temporer terdiri dari tabungan mudharabah dan deposito mudharabah.

Tabungan mudharabah merupakan investasi yang bisa ditarik kapan saja (*on call*) atau sesuai dengan persyaratan tertentu yang disepakati. Tabungan mudharabah dinyatakan sebesar saldo tabungan nasabah di Entitas Anak.

***2. SUMMARY OF MATERIAL ACCOUNTING POLICIES** (continued)*

***aa. Employee benefits** (continued)*

Post-employment benefits (continued)

Gains or losses arising from actuarial remeasurements of the net defined benefit liability are recognized immediately in other comprehensive income. When the benefits of a plan are changed or when a plan is curtailed, the resulting change in benefit that relates to past service or the gain or loss on curtailment is recognized immediately in profit or loss.

Specific Time Employment Agreements (PKWT) employee post-employment benefit obligations of the Subsidiary are calculated internally using the historical stay rate method.

Other long-term benefits

Other long-term benefits such as long service leave are calculated using the projected unit credit method and discounted to present value. Actuarial gains and losses arising from experience adjustments and changes in actuarial assumption are recognized to the current year profit or loss.

ab. Subordinated loans

Subordinated loans are recognized initially at fair value and subsequently measured at amortized cost using the effective interest method.

ac. Temporary syirkah funds

Temporary syirkah funds represent investment received by Subsidiary.

Temporary syirkah funds represent investments from other parties conducted on the basis mudharabah mutlaqah contract in which the owners of the funds (shahibul maal) grant freedom to the fund manager (mudharib/Subsidiary) in the management of their investments according to sharia principle with profit distributed based on the agreement. Temporary syirkah funds consist of mudharabah saving deposits and mudharabah time deposits.

Mudharabah saving deposits represent investment which could be withdrawn anytime (on call) or can be withdrawn based on certain agreed terms. Mudharabah saving deposits are stated based on the customer's savings deposit balance at the Subsidiary.

2. IKHTISAR KEBIJAKAN AKUNTANSI YANG MATERIAL (lanjutan)

ac. Dana syirkah temporer (lanjutan)

Deposito mudharabah merupakan investasi yang hanya bisa ditarik pada waktu tertentu sesuai dengan perjanjian antara pemegang deposito mudharabah dengan Entitas Anak. Deposito mudharabah dinyatakan sebesar nilai nominal sesuai dengan perjanjian antara pemegang deposito dengan Entitas Anak.

Dana syirkah temporer tidak dapat digolongkan sebagai liabilitas karena Entitas Anak tidak berkewajiban untuk menjamin pengembalian jumlah dana awal dari pemilik dana bila Entitas Anak merugi kecuali kerugian akibat kelalaian atau wanprestasi. Di sisi lain, dana syirkah temporer tidak dapat digolongkan sebagai ekuitas karena mempunyai waktu jatuh tempo dan pemilik dana tidak mempunyai hak kepemilikan yang sama dengan pemegang saham seperti hak voting dan hak atas realisasi keuntungan yang berasal dari aset lancar dan aset non-investasi.

Pemilik dana syirkah temporer mendapatkan imbalan bagi hasil sesuai dengan nisbah yang ditetapkan.

ad. Modal saham

Saham biasa diklasifikasikan sebagai ekuitas.

Tambahan biaya yang secara langsung terkait dengan penerbitan saham biasa atau opsi baru disajikan pada bagian ekuitas sebagai pengurang, sebesar jumlah yang diterima bersih setelah dikurangi pajak.

Saham tresuri

Ketika Bank membeli modal saham ekuitas (saham tresuri), imbalan yang dibayar, termasuk biaya tambahan yang secara langsung dapat diatribusikan (dikurangi pajak penghasilan) dikurangkan dari ekuitas yang diatribusikan kepada pemilik ekuitas Bank sampai saham tersebut dibatalkan atau diterbitkan kembali. Ketika saham biasa tersebut selanjutnya diterbitkan kembali, imbalan yang diterima, dikurangi biaya tambahan transaksi yang terkait dan dampak pajak penghasilan yang terkait dimasukkan kepada ekuitas yang dapat diatribusikan kepada pemilik ekuitas Bank.

ae. Perpajakan

Beban pajak penghasilan terdiri dari pajak kini dan pajak tangguhan. Beban pajak penghasilan diakui pada laba rugi, kecuali untuk komponen yang diakui secara langsung di ekuitas atau di penghasilan komprehensif lain.

***2. SUMMARY OF MATERIAL ACCOUNTING POLICIES** (continued)*

***ac. Temporary syirkah funds** (continued)*

Mudharabah time deposits represent investment which can only be withdrawn at a certain time based on the agreement between the customer and the Subsidiary. Mudharabah time deposits are stated at nominal amount as agreed between the deposit holder and the Subsidiary.

Temporary syirkah funds cannot be classified as liability because the Subsidiary does not have any obligation to return the initial funds to the owners if the Subsidiary experiences losses, except for losses due to the Subsidiary's management negligence or default. On the other hand, temporary syirkah fund cannot be classified as equity because of the maturity period and the depositors do not have the same rights as the shareholders such as voting rights and the rights of realised gain from current assets and other non-investment accounts.

The owner of temporary syirkah funds receives a return from the profit sharing based on a predetermined ratio.

ad. Share capital

Ordinary shares are classified as equity.

Incremental costs directly attributable to the issuance of new ordinary shares or options are shown in equity as a deduction, net of tax, from the proceeds.

Treasury shares

When the Bank purchases the equity share capital (treasury shares), the consideration paid, including any directly attributable incremental costs (net of income taxes) is deducted from equity attributable to the Bank's equity holders until the shares are cancelled or reissued. Where such ordinary shares are subsequently reissued, any consideration received, net of any directly attributable incremental transaction costs and the related income tax effects, is included in equity attributable to the Bank's equity holders.

ae. Taxation

Income tax expense consists of current and deferred tax. Income tax expenses are recognized in profit or loss except to the extent that they relate to items recognized directly in equity or in other comprehensive income.

2. IKHTISAR KEBIJAKAN AKUNTANSI YANG MATERIAL (lanjutan)

ae. Perpajakan (lanjutan)

Beban pajak kini merupakan jumlah pajak yang dibayar, atau terutang atas laba atau rugi kena pajak untuk tahun yang bersangkutan dengan menggunakan tarif pajak yang secara substantif telah berlaku pada tanggal pelaporan. Pajak kini juga termasuk penyesuaian yang dibuat untuk penyisihan pajak tahun sebelumnya, baik untuk merekonsiliasi pajak penghasilan dengan pajak yang dilaporkan di surat pemberitahuan tahunan, atau untuk memperhitungkan perbedaan yang muncul dari pemeriksaan pajak.

Beban pajak kini diukur menggunakan estimasi terbaik atas jumlah yang diperkirakan akan dibayar atau diterima, dengan mempertimbangkan ketidakpastian terkait dengan kompleksitas peraturan pajak.

Pajak tangguhan diakui atas perbedaan temporer antara nilai tercatat aset dan liabilitas untuk tujuan pelaporan keuangan dan nilai yang digunakan untuk tujuan perpajakan. Pajak tangguhan diukur dengan menggunakan tarif pajak yang diharapkan untuk ditetapkan atas perbedaan temporer pada saat pembalikan, berdasarkan peraturan yang telah berlaku atau secara substantif berlaku pada tanggal pelaporan. Kebijakan akuntansi ini juga mengharuskan pengakuan manfaat pajak, seperti rugi fiskal yang belum dikompensasi, yang timbul dari periode berjalan yang diharapkan akan direalisasi pada masa mendatang, apabila besar kemungkinan manfaat pajak tersebut dapat direalisasi.

Aset pajak tangguhan merupakan saldo bersih atas manfaat pajak tangguhan yang timbul dan dipergunakan sampai dengan tanggal pelaporan. Aset pajak tangguhan ditelaah ulang pada setiap tangal pelaporan dan dikurangkan dengan manfaat pajak sejumlah nilai yang besar kemungkinan yang tidak dapat terealisasi; pengurangan tersebut akan dibalik ketika kemungkinan realisasi melalui laba kena pajak di masa depan meningkat.

Aset pajak tangguhan yang belum diakui dinilai kembali pada setiap tanggal pelaporan dan diakui sepanjang kemungkinan besar laba kena pajak masa depan akan tersedia untuk digunakan.

***2. SUMMARY OF MATERIAL ACCOUNTING POLICIES** (continued)*

***ae. Taxation** (continued)*

Current tax expense is the amount of tax paid, or payable on taxable income or loss for the year using tax rates substantively enacted as of the reporting date. Current tax also includes true-up adjustments made to the previous years' tax provisions either to reconcile them with the income tax reported in annual tax returns, or to account for differences arising from tax assesments.

Current tax expense is measured using the best estimate of the amount expected to be paid or received, taking into consideration the uncertainty associated with the complexity of tax regulations.

Deferred tax is recognized in respect of temporary differences between the carrying amounts of assets and liabilities for financial reporting purposes and the amounts used for taxation purposes. Deferred tax is measured at the tax rates that are expected to be applied to temporary differences when they reverse, based on the laws that have been enacted or substantively enacted as of the reporting date. This accounting policy also requires the recognition of tax benefits, such as tax loss carryforwards, which are originated in the current period that are expected to be realized in the future periods, to the extent that realisation of such benefits is probable.

Deferred tax assets represent the net remaining balance of deferred tax benefits that have been originated and utilized through the reporting date. Deferred tax assets are reviewed at each reporting date and are reduced to the extent that it is no longer probable that the related tax benefit will be realised; such reductions are reversed when the probability of their realisation through future taxable profits improves.

Unrecognized deferred tax assets are reassessed at each reporting date and recognized to the extent that it has become probable that future taxable income will be available against which they can be used.

2. IKHTISAR KEBIJAKAN AKUNTANSI YANG MATERIAL (lanjutan)

ae. Perpajakan (lanjutan)

Grup telah menentukan bahwa bunga dan penalti sehubungan dengan pajak penghasilan, termasuk yang mungkin diterima dalam kaitannya dengan posisi pajak yang mengandung ketidakpastian, tidak memenuhi definisi pajak penghasilan, dan dengan demikian diperlakukan sesuai dengan PSAK 237, Provisi, Liabilitas Kontinjensi dan Aset Kontinjensi.

Koreksi atas kewajiban pajak diakui pada saat surat ketetapan pajak diterima, atau apabila diajukan keberatan dan atau banding, maka koreksi diakui pada saat keputusan atas keberatan atau banding itu diterima.

af. Pendapatan dan beban bunga dan pendapatan syariah dan hak pihak ketiga atas bagi hasil dana syirkah temporer

(i). Pendapatan dan beban bunga

Pendapatan bunga atas aset keuangan baik yang diukur dengan nilai wajar melalui penghasilan komprehensif lain atau biaya perolehan diamortisasi, dan beban bunga atas liabilitas keuangan yang diukur dengan biaya perolehan diamortisasi, diakui pada laba rugi menggunakan metode suku bunga efektif.

Metode suku bunga efektif adalah metode yang digunakan untuk menghitung biaya perolehan diamortisasi dari aset atau liabilitas keuangan dan metode untuk mengalokasikan pendapatan atau beban bunga selama periode yang relevan. Suku bunga efektif adalah suku bunga yang secara tepat mendiskontokan estimasi pembayaran atau penerimaan kas masa depan sepanjang umur yang diperkirakan atas instrumen keuangan, pada nilai tercatat bruto dari aset keuangan atau pada biaya perolehan diamortisasi untuk liabilitas keuangan. Saat menghitung suku bunga efektif intrumen keuangan selain aset yang dibeli atau yang berasal dari aset keuangan memburuk, Bank melakukan estimasi arus kas masa depan dengan mempertimbangkan seluruh perjanjian kontraktual atas instrumen keuangan tapi tidak mempertimbangkan kerugian kredit ekspektasian.

***2. SUMMARY OF MATERIAL ACCOUNTING POLICIES** (continued)*

***ae. Taxation** (continued)*

The Group has determined that interest and penalties related to income taxes, including those that may materialize in connection with uncertain tax positions, do not meet the definition of income taxes, and therefore are accounted for in accordance with PSAK 237, Provisions, Contingent Liabilities and Contingent Assets.

Amendments to tax obligations are recognized when an assessment is received, or if objection and or appeal is applied, when the results of the objection or the appeal are received.

af. Interest income and expense and sharia income and third parties' shares on return of temporary syirkah funds

(i). Interest income and expense

Interest income on financial assets held at either fair value through other comprehensive income or amortized cost, and interest expense on financial liabilities held at amortized cost are recognized in profit or loss using the effective interest method.

The effective interest method is a method of calculating the amortized cost of a financial asset or liability and of allocating the interest income or expense over the relevant period. The effective interest rate is the rate that exactly discounts estimated future cash payments or receipts through the expected life of the financial instrument, to the gross carrying amount of the financial asset or to the amortized cost of the financial liability. When calculating the effective interest rate for financial instruments other than purchased or originated credit-impaired assets, the Bank estimates future cash flows considering all contractual terms of the financial instrument but not expected credit losses.

2. IKHTISAR KEBIJAKAN AKUNTANSI YANG MATERIAL (lanjutan)

af. Pendapatan dan beban bunga dan pendapatan syariah dan hak pihak ketiga atas bagi hasil dana syirkah temporer (lanjutan)

(i). Pendapatan dan beban bunga (lanjutan)

Untuk aset keuangan yang dibeli atau yang berasal dari aset keuangan memburuk, suku bunga efektif yang disesuaikan dengan risiko kredit dihitung dengan menggunakan estimasi arus kas masa depan termasuk kerugian kredit ekspektasian. Perhitungan suku bunga efektif termasuk biaya transaksi dan imbalan yang merupakan bagian yang tak terpisahkan dari suku bunga efektif.

Suku bunga efektif aset atau liabilitas keuangan dihitung pada saat pengakuan awal aset atau liabilitas keuangan tersebut. Dalam menghitung pendapatan dan beban bunga, suku bunga efektif diterapkan atas nilai tercatat bruto aset keuangan (ketika aset tidak mengalami penurunan nilai) atau atas biaya perolehan diamortisasi dari liabilitas keuangan. Suku bunga efektif direvisi sebagai hasil dari perhitungan ulang estimasi arus kas dari instrumen dengan suku bunga mengambang secara berkala untuk merefleksikan perubahan suku bunga pasar. Untuk aset keuangan yang telah mengalami penurunan nilai setelah pengakuan awal, pendapatan bunga dihitung dengan menerapkan suku bunga efektif atas biaya perolehan diamortisasi aset keuangan tersebut. Jika aset tersebut tidak lagi mengalami penurunan nilai, maka perhitungan pendapatan bunga kembali menggunakan nilai tercatat bruto.

(ii). Pendapatan syariah

Pendapatan pengelolaan dana oleh Entitas Anak sebagai mudharib terdiri atas pendapatan dari jual beli-margin murabahah, pendapatan bagi hasil-pembiayaan musyarakah, dan pendapatan usaha utama lainnya.

Pengakuan pendapatan atas piutang murabahah yang tidak memiliki risiko yang signifikan terkait dengan kepemilikan persediaan diakui pada laba rugi dengan menggunakan metode tingkat imbal hasil efektif.

2. SUMMARY OF MATERIAL ACCOUNTING POLICIES *(continued)*

af. Interest income and expense and sharia income and third parties' shares on return of temporary syirkah funds *(continued)*

(i). Interest income and expense (continued)

For purchased or originated credit-impaired financial assets, a credit-adjusted effective interest rate is calculated using estimated future cash flows including expected credit losses. The calculation of the effective interest rate includes transaction costs and fees that are an integral part of the effective interest rate.

The effective interest rate of a financial asset or financial liability is calculated on initial recognition of a financial asset or financial liability. In calculating interest income and expense, the effective interest rate is applied to the gross carrying amount of the asset (when the asset is not credit-impaired) or to the amortized cost of the financial liability. The effective interest rate is revised as a result of periodic re-estimation of cash flows of floating-rate instruments to reflect movements in market rates of interest. For financial assets that have become credit-impaired subsequent to initial recognition, interest income is calculated by applying the effective interest rate to the amortized cost of the financial asset. If the asset is no longer credit-impaired, then the calculation of interest income reverts to the gross carrying amount.

(ii). Sharia income

Income from fund management by the Subsidiary as mudharib consist of income from sales and purchases-murabahah margin, income from profit sharing-musyarakah financing and other main operating income.

The revenue recognition of murabahah receivables, which do not have significant risk in relation with the ownership of inventory, are recognized in profit or loss using the effective rate of return method.

2. IKHTISAR KEBIJAKAN AKUNTANSI YANG MATERIAL (lanjutan)

af. Pendapatan dan beban bunga dan pendapatan syariah dan hak pihak ketiga atas bagi hasil dana syirkah temporer (lanjutan)

(ii). Pendapatan syariah (lanjutan)

Tingkat imbal hasil efektif merupakan metode alokasi pengakuan pendapatan dan merupakan tingkat imbal hasil yang secara tepat mendiskontokan estimasi penerimaan kas di masa depan selama perkiraan umur dari piutang murabahah untuk memperoleh nilai tercatat piutang murabahah. Pada saat menghitung tingkat imbal hasil efektif, Entitas Anak mengestimasi arus kas di masa datang dengan mempertimbangkan seluruh persyaratan kontraktual dalam piutang murabahah tersebut, tetapi tidak mempertimbangkan kerugian piutang di masa mendatang. Perhitungan ini mencakup seluruh komisi, provisi dan bentuk lain yang diterima oleh para pihak dalam akad yang merupakan bagian tidak terpisahkan dari tingkat imbal hasil efektif, biaya transaksi, dan seluruh premi atau diskon lainnya.

Untuk pengakuan pendapatan atas piutang murabahah yang telah direstrukturisasi dengan *payment holiday* atau skema penundaan pembayaran cicilan, Entitas Anak hanya mengakui pendapatan marjin apabila Entitas Anak cukup yakin bahwa pembayaran angsuran akan diterima sesuai dengan kesepakatan dengan nasabah.

Pendapatan bagi hasil - pembiayaan musyarakah diakui dalam periode terjadinya hak bagi hasil sesuai nisbah yang disepakati.

(iii). Hak pihak ketiga atas bagi hasil dana syirkah temporer

Hak pihak ketiga atas bagi hasil dana syirkah temporer merupakan bagian bagi hasil milik nasabah yang didasarkan pada prinsip mudharabah atas hasil pengelolaan dana mereka oleh Entitas Anak. Pendapatan yang dibagikan adalah yang telah diterima (*cash basis*).

***2. SUMMARY OF MATERIAL ACCOUNTING POLICIES** (continued)*

***af. Interest income and expense and sharia income and third parties' shares on return of temporary syirkah funds** (continued)*

(ii). Sharia income (continued)

Effective rate of return is an allocation method of revenue recognition and the rate which exactly discounts the estimated future cash receipts through the expected life of the murabahah receivables to obtain the carrying amount of murabahah receivables. When calculating the effective rate of return, the Subsidiary estimates future cash flows by considering all contractual terms of the murabahah receivables, but does not consider the loss of receivables in the future. This calculation includes all commissions, provisions and other forms received by the parties in a contract which are an integral part of the effective rate of return, transaction costs and all other premiums or discounts.

For the recognition of income on restructured murabahah receivables with payment holidays or scheme to postpone installment payments, the Subsidiary will only recognise margin income if the Subsidiary has a reasonable certainty that an installment payment will be received in accordance with the agreement with the customers.

Income from profit sharing - musyarakah financing is recognized during the period of profit sharing in accordance with the pre-determined ratio.

(iii). Third parties' shares on return of temporary syirkah funds

Third parties' share on returns of temporary syirkah funds represents customer's share on the Subsidiary's income derived from the management of their funds by the Subsidiary under mudharabah principles. Distributable income will be distributed from the cash received (cash basis).

2. IKHTISAR KEBIJAKAN AKUNTANSI YANG MATERIAL (lanjutan)

af. Pendapatan dan beban bunga dan pendapatan syariah dan hak pihak ketiga atas bagi hasil dana syirkah temporer (lanjutan)

(iii). Hak pihak ketiga atas bagi hasil dana syirkah temporer (lanjutan)

Pendapatan marjin atas pembiayaan yang diberikan dan atas aset produktif lainnya (penempatan pada Bank Indonesia, penempatan pada bank lain dan investasi pada surat berharga) akan dibagikan kepada nasabah pemilik dana dan Entitas Anak sesuai dengan proporsi dana yang dipakai dalam pembiayaan yang diberikan dan aset produktif lainnya. Selanjutnya, pendapatan marjin yang tersedia tersebut kemudian didistribusikan ke nasabah pemilik dana sebagai shahibul maal dan Entitas Anak sebagai mudharib sesuai porsi nisbah bagi hasil yang telah disepakati bersama sebelumnya.

Pendapatan marjin dari pembiayaan dan aset produktif lainnya yang memakai dana Entitas Anak, seluruhnya menjadi milik Entitas Anak, termasuk pendapatan dari transaksi Entitas Anak berbasis imbalan.

ag. Pendapatan dan beban provisi dan komisi

Pendapatan provisi dan komisi yang dapat diatribusikan secara langsung kepada aktivitas peminjaman diakui sebagai pengurang biaya pinjaman dan nilai tercatat atas pinjaman tersebut akan diamortisasi sebagai pendapatan bunga dengan menggunakan metode bunga efektif.

Pada umumnya pendapatan dan beban provisi dan komisi diakui menggunakan basis akrual pada saat jasa telah diberikan.

Pendapatan provisi atas komitmen memberikan pinjaman yang kemungkinan besar akan dicairkan (bersama-sama dengan biaya transaksi lain yang terkait langsung) diakui sebagai penyesuaian atas suku bunga efektif atas pinjaman yang diberikan.

Pendapatan dan beban atas transaksi jasa perbankan diklasifikasikan secara gross di dalam pendapatan provisi dan komisi dan beban provisi dan komisi

Pendapatan provisi dan komisi yang tidak berkaitan langsung dengan kegiatan pemberian kredit diakui sebagai pendapatan pada saat terjadinya transaksi dan diklasifikasikan sebagai pendapatan operasional lainnya.

2. SUMMARY OF MATERIAL ACCOUNTING POLICIES *(continued)*

af. Interest income and expense and sharia income and third parties' shares on return of temporary syirkah funds *(continued)*

(iii). Third parties' shares on return of temporary syirkah funds (continued)

Margin income on financing facilities and other earning assets (placements with Bank Indonesia, placements with other banks and investments in securities) are distributed to fund owners and the Subsidiary based on proportion of funds used in the financing and other earning assets. Likewise, the available margin income is then distributed to fund owners as shahibul maal and the Subsidiary as mudharib based on a pre-determined ratio (nisbah).

Margin income from financing facilities and other earning assets using the Subsidiary's funds, are entirely belong to the Subsidiary, including income from the Subsidiary's fee-based transactions.

ag. Fee and commission income and expenses

Fees and commissions income directly attributable to lending activity are recognized as a deduction of lending cost and will be recognized as interest income by amortizing the carrying value of loan using effective interest method.

Fees and commissions income and expenses are generally recognized on an accrual basis when the service has been provided.

Loan commitment fees for loans that are likely to be drawn down are (together with related direct costs) recognized as an adjustment to the effective interest rate on the loan.

Income and expenses from banking service transactions are classified gross into fee and commission income and fee and commission expenses.

Fees and commissions income which are not directly related to lending activities are recognized as revenue on the transaction date and classified under other operating income.

2. IKHTISAR KEBIJAKAN AKUNTANSI YANG MATERIAL (lanjutan)

ah. Laba per saham

Laba bersih per saham dasar dihitung dengan membagi laba bersih yang diatribusikan kepada pemilik entitas induk dengan rata-rata tertimbang jumlah saham biasa yang beredar pada tahun berjalan.

Laba bersih per saham dilusian dihitung dengan membagi jumlah rata-rata tertimbang saham biasa yang beredar dengan dampak dari semua efek berpotensi saham biasa yang dilutif yang dimiliki Bank, yaitu opsi saham.

Ketika opsi dieksekusi, Bank menerbitkan sejumlah saham baru atau menerbitkan kembali saham treasurinya (jika ada). Nilai kas yang diterima, dikurangi dengan biaya transaksi yang dapat diatribusikan, dikreditkan ke modal saham (nilai nominal) dan agio saham.

ai. Segmen operasi

Segmen operasi adalah komponen dari Grup yang terlibat dalam aktivitas bisnis yang menghasilkan pendapatan dan menimbulkan beban, termasuk pendapatan dan beban yang terkait dengan transaksi dengan komponen lain Grup, dimana hasil operasinya dikaji ulang secara berkala oleh pengambil keputusan operasional untuk membuat keputusan mengenai sumber daya yang akan dialokasikan pada segmen tersebut dan menilai kinerjanya, serta tersedia informasi keuangan yang dapat dipisahkan. Hasil segmen yang dilaporkan kepada pengambil keputusan operasional meliputi komponen-komponen yang dapat diatribusikan secara langsung kepada suatu segmen, dan komponen-komponen yang dapat dialokasikan dengan dasar yang wajar.

aj. Transaksi sewa

Grup sebagai penyewa

Pada tanggal insepsi suatu kontrak, Grup menilai apakah suatu kontrak merupakan, atau mengandung, sewa dengan mempertimbangkan apakah kontrak tersebut memberikan hak untuk mengendalikan penggunaan suatu aset identifikasian selama suatu jangka waktu untuk dipertukarkan dengan imbalan.

***2. SUMMARY OF MATERIAL ACCOUNTING POLICIES** (continued)*

ah. Earnings per share

Basic earnings per share are computed by dividing net profit attributable to owners of the parent with the weighted average number of ordinary shares outstanding during the year.

Diluted earnings per share is calculated by dividing the weighted average number of ordinary shares outstanding plus the assumed conversion of all dilutive potential ordinary shares owned by Bank, which is stock option.

When the options are exercised, the Bank issues new shares or reissues its treasury shares (if any). The proceeds received, net of any directly attributable transaction costs, are credited to share capital (nominal value) and share premium.

ai. Operating segment

An operating segment is a component of the Group that engages in business activities from which it may earn revenues and incur expenses, including revenues and expenses that relate to transactions with any of the Group's other components, whose operating results are reviewed regularly by the operating decision makers to make decisions about resources allocated to the segment and assess its performance, and for which discrete financial information is available. Segment results that are reported to the operating decision makers include items directly attributable to a segment, as well as those that can be allocated on a reasonable basis.

aj. Lease transaction

The Group as a lessee

At inception of a contract, the Group determines if a contract is, or contains, a lease by considering whether the contract conveys the right to control the use of an identified asset for a period of time in exchange for a consideration.

2. IKHTISAR KEBIJAKAN AKUNTANSI YANG MATERIAL (lanjutan)

aj. Transaksi sewa (lanjutan)

Grup sebagai penyewa (lanjutan)

Suatu kontrak memberikan hak untuk mengendalikan penggunaan suatu aset identifikasian jika semua kondisi di bawah dipenuhi:

- kontrak tersebut melibatkan penggunaan secara substansial seluruh kapasitas dari aset identifikasian yang secara fisik berbeda (sebagaimana ditentukan secara eksplisit atau implisit dalam kontrak). Jika pemasok memiliki hak substitusi yang substantif, maka aset tersebut tidak dapat dianggap dapat diidentifikasi;

- Grup memiliki hak untuk memperoleh secara substansial semua manfaat ekonomi dari penggunaan aset selama periode penggunaan; dan

- Grup memiliki hak untuk mengarahkan penggunaan aset: yaitu memiliki hak pengambilan keputusan yang paling relevan untuk mengubah bagaimana dan untuk tujuan apa aset tersebut digunakan.

Pada saat insepsi atau penilaian kembali sebuah kontrak yang berisi komponen sewa, Grup mengalokasikan imbalan dalam kontrak tersebut kepada setiap komponen sewa atas dasar harga relatif yang berdiri sendiri.

Grup mengakui aset hak guna dan liabilitas sewa pada tanggal dimulainya sewa. Aset hak guna awalnya diukur pada biaya perolehan, yang terdiri dari jumlah pengukuran awal dari liabilitas sewa disesuaikan dengan pembayaran sewa yang dilakukan pada atau sebelum tanggal permulaan, ditambah dengan biaya langsung awal yang dikeluarkan dan estimasi biaya untuk membongkar dan memindahkan aset pendasar atau untuk merestorasi aset pendasar atau tempat di mana aset berada, dikurangi insentif sewa yang diterima.

***2. SUMMARY OF MATERIAL ACCOUNTING POLICIES** (continued)*

***aj. Lease transaction** (continued)*

***The Group as a lessee** (continued)*

A contract conveys the right to control the use of an identified asset if all of the following conditions are met:

- *the contract involves the use of substantially all of the capacity of an identified asset that is physically distinct (as specified explicitly or implicitly in the contract). If the supplier has a substantive substitution right, then the asset cannot be considered as identifiable;*

- *the Group have the right to obtain substantially all of the economic benefits from the use of the asset throughout the period of use; and*

- *the Group have the right to direct the use of the asset: i.e. they have decision-making rights that are most relevant to changing how and for what purpose the asset is used.*

At inception or on reassessment of a contract that contains a lease component, the Group allocates the consideration in the contract to each lease component on the basis of their relative stand-alone prices.

The Group recognizes a right-of-use asset and a lease liability at the lease commencement date. The right-of-use asset is initially measured at cost, which comprises the initial amount of the lease liability adjusted for any lease payments made at or before the commencement date, plus any initial direct costs incurred and an estimate of costs to dismantle and remove the underlying asset or to restore the underlying asset or the site on which it is located, less any lease incentives received.

2. IKHTISAR KEBIJAKAN AKUNTANSI YANG MATERIAL (lanjutan)

aj. Transaksi sewa (lanjutan)

Grup sebagai penyewa (lanjutan)

Setelah tanggal permulaan, aset hak guna diukur dengan model biaya. Aset hak guna selanjutnya disusutkan dengan menggunakan metode garis-lurus dari tanggal permulaan hingga tanggal yang lebih awal antara akhir masa manfaat aset hak guna atau akhir masa sewa. Taksiran masa manfaat aset hak guna ditentukan dengan basis yang sama dengan aset tetap. Selain itu, aset hak guna secara berkala dikurangi dengan kerugian penurunan nilai, jika ada, dan disesuaikan dengan pengukuran kembali liabilitas sewa.

Liabilitas sewa awalnya diukur pada nilai kini pembayaran sewa yang belum dibayar pada tanggal permulaan, didiskontokan dengan menggunakan suku bunga implisit dalam sewa atau jika suku bunga tersebut tidak dapat ditentukan, digunakan suku bunga pinjaman inkremental Grup. Umumnya, Grup menggunakan suku bunga pinjaman inkremental sebagai suku bunga diskonto.

Pembayaran sewa yang termasuk dalam pengukuran liabilitas sewa terdiri dari:

- pembayaran tetap, termasuk pembayaran tetap secara-substansi, dikurangi insentif sewa yang belum diterima;
- pembayaran sewa secara variabel yang bergantung pada indeks atau suku bunga, yang pada awalnya diukur menggunakan indeks atau suku bunga pada tanggal permulaan;
- jumlah yang diperkirakan akan dibayarkan berdasarkan jaminan nilai residual; dan
- harga eksekusi opsi beli jika Grup cukup pasti untuk mengeksekusi opsi, pembayaran sewa dalam opsi periode perpanjangan jika Grup cukup pasti untuk melaksanakan opsi perpanjangan, dan denda untuk penghentian sewa lebih awal kecuali Grup yakin tidak menghentikan lebih awal.

Liabilitas sewa diukur pada biaya perolehan diamortisasi dengan menggunakan metode suku bunga efektif. Liabilitas sewa diukur kembali ketika ada perubahan pembayaran sewa masa depan yang timbul dari perubahan indeks atau suku bunga, jika ada perubahan estimasi Grup atas jumlah yang diperkirakan akan dibayar dalam jaminan nilai residual, atau jika Grup mengubah penilaiannya apakah akan mengeksekusi opsi beli, perpanjangan atau penghentian.

***2. SUMMARY OF MATERIAL ACCOUNTING POLICIES** (continued)*

***aj. Lease transaction** (continued)*

***The Group as a lessee** (continued)*

After commencement date, right-of-use asset is measured using cost model. The right-of-use asset is subsequently depreciated using the straight-line method from the commencement date to the earlier of the end of the useful life of the right-of-use asset or the end of the lease term. The estimated useful lives of right-of-use asset are determined on the same basis as those of fixed asset. In addition, the right-of-use asset is periodically reduced by impairment losses, if any, and adjusted for certain remeasurements of the lease liability.

The lease liability is initially measured at the present value of the lease payments that are not yet paid at the commencement date, discounted using the interest rate implicit in the lease or, if that rate cannot be readily determined, using the Group's incremental borrowing rate. Generally, the Group uses their incremental borrowing rate as the discount rate.

Lease payments included in the measurement of the lease liability consist of:

- *fixed payments, including in-substance fixed payments, less lease incentives receivable;*
- *variable lease payments that depend on an index or a rate, initially measured using the index or rate as at the commencement date;*
- *amounts expected to be payable under a residual value guarantee; and*
- *the exercise price under a purchase option that the Group is reasonably certain to exercise, lease payments in an option renewal period if the Group is reasonably certain to exercise an extension option, and penalties for early termination of a lease unless the Group is reasonably certain not to terminate early.*

The lease liability is measured at amortized cost using the effective interest method. It is remeasured when there is a change in future lease payments arising from a change in an index or rate, if there is a change in the Group's estimate of the amount expected to be payable under a residual value guarantee, or if the Group changes its assessment of whether it will exercise a purchase, extension, or termination option.

2. IKHTISAR KEBIJAKAN AKUNTANSI YANG MATERIAL (lanjutan)

aj. Transaksi sewa (lanjutan)

Grup sebagai penyewa (lanjutan)

Ketika liabilitas sewa diukur kembali dengan cara ini, penyesuaian terkait dilakukan terhadap jumlah tercatat aset hak guna, atau dicatat dalam laba rugi jika jumlah tercatat aset hak guna telah berkurang menjadi nol.

Grup menyajikan aset hak guna dalam aset tetap.

Grup memilih untuk tidak mengakui aset hak guna dan liabilitas sewa untuk sewa jangka pendek yang memiliki masa sewa 12 bulan atau kurang dan sewa atas aset bernilai rendah. Grup mengakui pembayaran sewa atas sewa tersebut sebagai beban dengan dasar garis lurus selama masa sewa.

Modifikasi sewa

Grup mencatat modifikasi sewa sebagai sewa terpisah jika:
- modifikasi meningkatkan ruang lingkup sewa dengan menambahkan hak untuk menggunakan satu aset pendasar atau lebih; dan
- imbalan sewa meningkat sebesar jumlah yang setara dengan harga tersendiri untuk peningkatan dalam ruang lingkup dan penyesuaian yang tepat pada harga tersendiri tersebut untuk merefleksikan kondisi kontrak tertentu.

Untuk modifikasi sewa yang tidak dicatat sebagai sewa terpisah, pada tanggal efektif modifikasi sewa, Grup:

- mengukur kembali dan mengalokasikan imbalan kontrak modifikasian;

- menentukan masa sewa dari sewa modifikasian;

2. SUMMARY OF MATERIAL ACCOUNTING POLICIES *(continued)*

aj. Lease transaction *(continued)*

The Group as a lessee *(continued)*

When the lease liability is remeasured in this way, a corresponding adjustment is made to the carrying amount of the right-of-use asset or is recorded in profit or loss if the carrying amount of the right-of-use asset has been reduced to zero.

The Group presents right-of-use assets in fixed assets.

The Group has elected not to recognize right-of-use assets and lease liabilities for short-term leases that have a lease term of 12 months or less and leases of low-value assets. The Group recognize the leases payments associated with these leases as an expense on a straight-line basis over the lease term.

Lease modification

The Group accounts for a lease modification as a separate lease if both:
- *the modification increases the scope of the lease by adding the right to use one or more underlying assets; and*

- *the consideration for the lease increases by an amount commensurate with the stand-alone price for the increase in scope and any appropriate adjustments to that stand-alone price to reflect the circumstances of the particular contract.*

For a lease modification that is not accounted for as a separate lease, at the effective date of the lease modification, the Group:

- *remeasures and allocates the consideration in the modified contract;*

- *determines the lease term of the modified lease;*

2. IKHTISAR KEBIJAKAN AKUNTANSI YANG MATERIAL (lanjutan)

aj. Transaksi sewa (lanjutan)

Grup sebagai penyewa (lanjutan)

Modifikasi sewa (lanjutan)

- mengukur kembali liabilitas sewa dengan mendiskontokan pembayaran sewa revisian pada tingkat diskonto revisian berdasarkan sisa umur sewa dan sisa pembayaran sewa dengan melakukan penyesuaian terhadap aset hak guna. Tingkat diskonto revisian ditentukan sebagai suku bunga pinjaman inkremental Grup pada tanggal efektif modifikasi;

- menurunkan jumlah tercatat aset hak guna untuk merefleksikan penghentian sebagian atau seluruh sewa untuk modifikasi sewa yang menurunkan ruang lingkup sewa. Grup mengakui setiap laba rugi yang terkait dengan penghentian sebagian atau seluruh sewa tersebut dalam laba rugi; dan

- membuat penyesuaian terkait dengan aset hak guna untuk seluruh modifikasi sewa lainnya.

ak. Pengukuran nilai wajar

Nilai wajar adalah harga yang akan diterima untuk menjual suatu aset atau harga yang akan dibayar untuk mengalihkan suatu liabilitas dalam transaksi teratur antara pelaku pasar pada tanggal pengukuran di pasar utama atau, jika tidak terdapat pasar utama, di pasar yang paling menguntungkan dimana Grup memiliki akses pada tanggal tersebut. Nilai wajar liabilitas mencerminkan risiko wanprestasinya.

Jika tersedia, Grup mengukur nilai wajar di pasar aktif untuk instrumen tersebut. Suatu pasar dianggap aktif jika transaksi atas aset dan liabilitas terjadi dengan frekuensi dan volume yang memadai untuk menyediakan informasi penentuan harga secara berkelanjutan.

Jika harga kuotasian tidak tersedia di pasar aktif, Grup menggunakan teknik penilaian dengan memaksimalkan penggunaan input yang dapat diobservasi yang relevan dan meminimalkan penggunaan input yang tidak dapat diobservasi. Teknik penilaian yang dipilih menggabungkan semua faktor yang diperhitungkan oleh pelaku pasar dalam penentuan harga transaksi.

***2. SUMMARY OF MATERIAL ACCOUNTING POLICIES** (continued)*

***aj. Lease transaction** (continued)*

***The Group as a lessee** (continued)*

Lease modification (continued)

- *remeasures the lease liability by discounting the revised lease payments using a revised discount rate on the basis of the remaining lease term and the remaining lease payment with a corresponding adjustment to the right-of-use assets. The revised discount rate is determined as the Group's incremental borrowing rate at the effective date of the modification;*

- *decreases the carrying amount of the right-of-use asset to reflect the partial or full termination of the lease for lease modifications that decrease the scope of the lease. The Group recognizes any gain or loss relating to the partial or full termination of the lease in profit or loss; and*

- *makes a corresponding adjustment to the right-of-use asset for all other lease modifications.*

ak. Fair value measurement

Fair value is the price that would be received to sell an asset or paid to transfer a liability in an orderly transaction between market participants at the measurement date in the principal market or, in its absence, the most advantageous market to which the Group has access at that date. The fair value of a liability reflects its non-performance risk.

When available, the Group measures the fair value in an active market for that instrument. A market is regarded as active if transactions for the asset or liability take place with sufficient frequency and volume to provide pricing information on an ongoing basis.

If there is no quoted price in an active market, then the Group uses valuation techniques that maximize the use of relevant observable inputs and minimize the use of unobservable inputs. The chosen valuation technique incorporates all of the factors that market participants would take into account in pricing a transaction.

2. IKHTISAR KEBIJAKAN AKUNTANSI YANG MATERIAL (lanjutan)

ak. Pengukuran nilai wajar (lanjutan)

Bukti terbaik atas nilai wajar pada saat pengakuan awal adalah harga transaksi, yaitu nilai wajar dari pembayaran yang diberikan atau diterima. Jika Grup menetapkan bahwa nilai wajar pada pengakuan awal berbeda dengan harga transaksi dan nilai wajar tidak dapat dibuktikan dengan harga kuotasian di pasar aktif untuk aset atau liabilitas yang identik atau berdasarkan teknik penilaian yang hanya menggunakan data dari pasar yang dapat diobservasi, maka nilai wajar instrumen keuangan pada saat pengakuan awal disesuaikan untuk menangguhkan perbedaan antara nilai wajar pada saat pengakuan awal dan harga transaksi. Setelah pengakuan awal, perbedaan tersebut diakui dalam laba rugi berdasarkan umur dari instrumen tersebut namun tidak lebih lambat dari saat penilaian tersebut didukung sepenuhnya oleh data pasar yang dapat diobservasi atau saat transaksi ditutup.

Jika aset atau liabilitas yang diukur pada nilai wajar memiliki harga penawaran dan harga permintaan, maka Grup mengukur aset dan liabilitas berdasarkan harga tengahnya.

Kelompok aset keuangan dan liabilitas keuangan yang diukur pada nilai wajar, yang terekspos risiko pasar dan risiko kredit yang dikelola oleh Grup berdasarkan eksposur netonya, baik terhadap risiko pasar ataupun risiko kredit, diukur berdasarkan harga yang akan diterima untuk menjual posisi *net long* (atau dibayar untuk mengalihkan posisi *net short*) untuk eksposur risiko tertentu. Penyesuaian pada level kelompok tersebut dialokasikan pada aset dan liabilitas individual berdasarkan penyesuaian risiko relatif dari masing-masing instrumen individual di dalam kelompok.

al. Kombinasi bisnis

Grup mencatat kombinasi bisnis menggunakan metode akuisisi. Dalam menentukan apakah serangkaian aktivitas dan aset merupakan suatu bisnis, Grup menilai apakah serangkaian aktivitas dan aset yang diperoleh mencakup, minimum, input dan proses substantif dan apakah serangkaian aktivitas dan aset yang diperoleh memiliki kemampuan menghasilkan output.

***2. SUMMARY OF MATERIAL ACCOUNTING POLICIES** (continued)*

***ak. Fair value measurement** (continued)*

The best evidence of the fair value at initial recognition is normally the transaction price, i.e., the fair value of the consideration given or received. If the Group determines that the fair value at initial recognition differs from the transaction price and the fair value is evidenced neither by a quoted price in an active market for an identical asset or liability nor based on a valuation technique that uses only data from observable markets, then the financial instrument is initially measured at fair value, adjusted to defer the difference between the fair value at initial recognition and the transaction price. Subsequently, that difference is recognized in profit or loss on an appropriate basis over the life of the instrument but no later than when the valuation is wholly supported by observable market data or the transaction is closed out.

If an asset or a liability measured at fair value has a bid price and an ask price, then the Group measures assets and liabilities at its mid price.

Portfolios of financial assets and financial liabilities measured at fair value, that are exposed to market risk and credit risk that are managed by the Group on the basis of the net exposure to either market or credit risk, are measured on the basis of a price that would be received to sell a net long position (or paid to transfer a net short position) for a particular risk exposure. Those portfolio-level adjustments are allocated to the individual assets and liabilities based on the relative risk adjustment of each of the individual instruments in the portfolio.

al. Business combinations

The Group accounts for business combinations under the acquisition method. In determining whether a particular set of activities and assets in a business, the Group assess whether the set of assets and activities acquired includes, at a minimum, an input and substantive process and whether the acquired set has the ability to produce outputs.

2. IKHTISAR KEBIJAKAN AKUNTANSI YANG MATERIAL (lanjutan)

al. Kombinasi bisnis (lanjutan)

Imbalan yang dialihkan dalam akuisisi umumnya diukur pada nilai wajar, begitu juga dengan aset neto teridentifikasi yang diperoleh. Setiap *goodwill* yang timbul diuji penurunan nilainya setiap tahun. Keuntungan dari pembelian dengan diskon diakui langsung dalam laba rugi. Biaya transaksi dibebankan saat terjadi, kecuali jika terkait dengan penerbitan efek utang atau ekuitas.

Imbalan yang dialihkan tidak termasuk jumlah yang terkait dengan penyelesaian hubungan yang telah ada sebelumnya. Jumlah tersebut umumnya diakui dalam laba rugi.

Grup mengukur *goodwill* pada tanggal akuisisi sebesar:
- Nilai wajar dari imbalan yang dialihkan, ditambah;
- Jumlah setiap kepentingan nonpengendali pada pihak yang diakuisisi, ditambah;
- Untuk kombinasi bisnis yang dilakukan secara bertahap, nilai wajar pada tanggal akuisisi dari kepentingan ekuitas yang sebelumnya dimiliki oleh pihak pengakuisisi pada pihak yang diakuisisi, dikurangi;
- Jumlah neto yang diakui (umumnya apda nilai wajar) dari aset teridentifikasi yang diperoleh dan liabilitas yang diambil alih.

3. ESTIMASI DAN PERTIMBANGAN AKUNTANSI YANG PENTING

Sumber utama ketidakpastian estimasi

Informasi mengenai asumsi dan ketidakpastian estimasi dijelaskan di bawah ini dan pada catatan-catatan di bawah ini:

- Catatan 15 – pengakuan dan pengukuran klaim pengembalian pajak: asumsi-asumsi kemungkinan atas jumlah yang dapat dikembalikan.

- Catatan 26 – pengukuran liabilitas imbalan pascakerja dan imbalan jangka panjang lainnya: asumsi-asumsi aktuarial.

2. SUMMARY OF MATERIAL ACCOUNTING POLICIES *(continued)*

al. Business combinations *(continued)*

The consideration transferred in the acquisition is generally measured at fair value, as are the indentifiable net assets acquired. Any goodwill that arises is tested annually for impairment. Any gain on a bargain purchase is recognized in profit or loss immediately. Transaction costs are expensed as incurred, except if related to the issue of debt or equity securities.

The consideration transferred does not include amounts related to the settlement of pre-existing relationships. Such amounts are generally recognized in profit or loss.

The Group measures goodwill at the acquisition date as:
- *The fair value of the consideration transferred, plus;*
- *The recognized amount of any non-controlling interest in the acquiree, plus;*
- *If the business combination is achieved in stages, the fair value of the pre-existing equity interest in the acquiree, less;*
- *The net recognized amount (generally fair value) of the identifiable assets acquired and liablity assumed.*

3. CRITICAL ACCOUNTING ESTIMATES AND JUDGMENTS

Key sources of estimation uncertainty

Information about the assumptions and estimation uncertainties is set out below and in the following notes:

- *Note 15 – recognition and measurement of claims for tax refund: likelihood of recoverable amount assumptions.*

- *Note 26 – measurement of post-employment benefits liabilities and other long-term benefits: actuarial assumptions.*

3. ESTIMASI DAN PERTIMBANGAN AKUNTANSI YANG PENTING (lanjutan)

Sumber utama ketidakpastian estimasi (lanjutan)

- Cadangan kerugian penurunan nilai aset keuangan

Bank

Bank melakukan peninjauan kembali atas aset keuangan pada setiap tanggal pelaporan untuk melakukan penilaian atas cadangan kerugian penurunan nilai yang telah dicatat. Pertimbangan manajemen diperlukan dalam menentukan tingkat cadangan yang dibutuhkan.

Sesuai dengan PSAK 109, Bank mengestimasi kerugian kredit ekspektasian ("KKE") atas pinjaman yang diberikan. Estimasi KKE melibatkan penggunaan model dan asumsi yang merupakan sumber utama ketidakpastian dalam estimasi.

Penilaian risiko kredit dari portofolio aset memerlukan estimasi mengenai kemungkinan terjadinya gagal bayar, dari rasio kerugian yang terkait dan korelasi gagal bayar antarpihak. Bank menggunakan model yang kompleks yaitu menggunakan matriks *Probability of Default* (PD), *Loss Given Default* (LGD) dan *Exposure at Default* (EAD), dan variabel makroekonomi untuk estimasi yang bersifat perkiraan masa depan, yang didiskontokan menggunakan suku bunga efektif, yang dapat dijelaskan sebagai berikut:

- PD merupakan kemungkinan pada suatu waktu *(point in time)* dimana debitur mengalami gagal bayar, dikalibrasikan sampai dengan periode 12 bulan dari tanggal pelaporan (Tahap 1) atau sepanjang umur aset (Tahap 2) dan memperhitungkan dampak asumsi ekonomi masa depan yang memiliki dampak terhadap risiko kredit. PD diestimasikan pada suatu waktu yang berarti PD akan berfluktuasi sejalan dengan siklus ekonomi.

***3. CRITICAL ACCOUNTING ESTIMATES AND JUDGMENTS** (continued)*

***Key sources of estimation uncertainty** (continued)*

- *Allowance for impairment losses of financial assets*

Bank

The Bank reviews their financial assets at reporting date to evaluate the allowance for impairment losses. Management's judgement is applied in determining the level of allowance required.

In accordance with PSAK 109, the Bank estimated the expected credit losses ("ECL") on loans. The ECL estimation involves use of models and assumptions which are the key sources of estimation uncertainty.

The assessment of credit risk of an asset portfolio entails further estimations as to the likelihood of defaults occurring, of the associated loss ratios and of default correlations between counterparties. The Bank primarily uses sophisticated models that utilize the Probability of Default (PD), Loss Given Default (LGD) and Exposure at Default (EAD), and macroeconomic variables for forward looking perspective, which are discounted using the effective interest rate, as described as follows:

- *PD represents the probability at a point in time that debtor will default, calibrated over up to 12 months from the reporting date (Stage 1) or over the lifetime of the asset (Stage 2) and incorporating the impact of forward looking economic assumptions that have an effect on credit risk. PD is estimated at point in time that means it will fluctuate in line with the economic cycle.*

3. ESTIMASI DAN PERTIMBANGAN AKUNTANSI YANG PENTING (lanjutan)

Sumber utama ketidakpastian estimasi (lanjutan)

- Cadangan kerugian penurunan nilai aset keuangan (lanjutan)

  Bank (lanjutan)

  - LGD merupakan kerugian yang diperkirakan akan timbul dari debitur yang gagal bayar dengan memperhitungkan dampak dari asumsi ekonomi masa depan yang relevan, yaitu perbedaan antara arus kas kontraktual yang seharusnya diterima dengan arus kas yang diharapkan Bank untuk diterima. Bank mengestimasikan LGD berdasarkan data historis tingkat pemulihan dan memperhitungkan pemulihan yang berasal dari jaminan yang merupakan bagian yang tidak terpisah dari pinjaman yang diberikan dengan mempertimbangkan asumsi ekonomi di masa depan yang relevan.

  - EAD merupakan perkiraan nilai eksposur pada saat gagal bayar dengan mempertimbangkan perubahan eksposur yang diharapkan selama masa eksposur. EAD memperhitungkan dampak penarikan fasilitas kredit (*committed*) yang dilakukan, pembayaran pokok dan bunga, amortisasi dan pembayaran dimuka, serta dampak dari asumsi ekonomi di masa depan yang relevan, yang dipilih berdasarkan pengumpulan data makroekonomi yang diperoleh dari berbagai sumber seperti, namun tidak terbatas pada, regulator, pemerintah serta organisasi penelitian independen.

Variabel makroekonomi yang digunakan terdiri dari tingkat pertumbuhan pendapatan domestik bruto (PDB), tingkat inflasi, nilai valuta asing, tingkat bunga antarbank, dan tingkat pengangguran. Untuk perhitungan KKE pada tanggal 31 Desember 2025 dan 2024, Bank menggunakan variabel makroekonomi sebagai berikut:

***3. CRITICAL ACCOUNTING ESTIMATES AND JUDGMENTS** (continued)*

***Key sources of estimation uncertainty** (continued)*

- *Allowance for impairment losses of financial assets (continued)*

  ***Bank** (continued)*

  - *LGD represents the loss that is expected to arise on default, incorporating the impact of forward looking economic assumptions where relevant, which represents the difference between the contractual cash flows due and those that the Bank expects to receive. The Bank estimates LGD based on the history of recovery rates and considers the recovery of any collateral that is integral to the loans, taking into account forward looking economic assumptions where relevant.*

  - *EAD represents the expected exposure at the time of default, taking into account the expected change in exposure over the lifetime of the exposure. This incorporates the impact of drawdowns of committed facilities, repayments of principals and interest, amortization and prepayments, together with the impact of forward looking economic assumptions where relevant, which are chosen based on the collation of macroeconomics data obtained from various sources such as, but not limited to, regulators, government as well as independent research organisation.*

The macroeconomic variables used, among others, consisted of gross domestic product (GDP) growth rate, inflation rate, foreign exchange rates, interbank rate, and unemployment rate. In the calculation of ECL as of 31 December 2025 and 2024, the Bank used macroeconomic variables as follows:

	31 Desember/*December* 2025				
Skenario/ *Scenario*	**Tingkat pertumbuhan PDB per tahun/ *GDP growth rate per annum***	**Tingkat inflasi per tahun/ *Inflation rate per annum***	**Tingkat bunga antarbank per tahun/ *Interbank rate per annum***	**Nilai tukar Rupiah per 1 USD/ *Exchange rate of Rupiah per 1 USD***	**Tingkat pengangguran/ *Unemployment rate***
Terbaik/*Best*	4.9%	2.4%	4.3%	15,592	4.8%
Dasar/*Base*	4.7%	2.5%	4.5%	16,413	5.1%
Terburuk/*Worst*	4.5%	2.6%	4.7%	17,234	5.4%

3. ESTIMASI DAN PERTIMBANGAN AKUNTANSI YANG PENTING (lanjutan)

Sumber utama ketidakpastian estimasi (lanjutan)

- Cadangan kerugian penurunan nilai aset keuangan (lanjutan)

Bank (lanjutan)

3. CRITICAL ACCOUNTING ESTIMATES AND JUDGMENTS *(continued)*

Key sources of estimation uncertainty *(continued)*

- *Allowance for impairment losses of financial assets (continued)*

Bank *(continued)*

31 Desember/*December* 2024

Skenario/ *Scenario*	Tingkat pertumbuhan PDB per tahun/ *GDP growth rate per annum*	Tingkat inflasi per tahun/ *Inflation rate per annum*	Tingkat bunga antarbank per tahun/ *Interbank rate per annum*	Nilai tukar Rupiah per 1 USD/ *Exchange rate of Rupiah per 1 USD*	Tingkat pengangguran/ *Unemployment rate*
Terbaik/*Best*	5.3%	2.9%	4.8%	16,016	4.8%
Dasar/*Base*	5.0%	3.0%	5.0%	16,859	5.1%
Terburuk/*Worst*	4.8%	3.2%	5.3%	17,702	5.4%

Dalam menentukan probabilitas tertimbang dari skenario yang akan terjadi di masa depan, Bank telah melakukan analisis berdasarkan informasi historis PDB yang meliputi insiden besar yang terjadi pada rentang waktu 44 tahun terakhir.

In determining the probability weighted of each scenario that will occur in the future, the Bank has conducted an analysis based on historical GDP information which includes the major incident that happened in the last 44 years.

Bank menerapkan tiga skenario makroekonomi berikut untuk mencerminkan jumlah yang tidak bias dan probabilitas tertimbang yang ditentukan dengan mengevaluasi serangkaian hasil yang kemungkinan dapat terjadi dalam mengestimasi KKE:

The Bank applied the following three macroeconomic scenarios to reflect an unbiased probability-weighted range of possible future outcomes in estimating ECL:

- Skenario Dasar: Skenario ini mencerminkan bahwa kondisi makroekonomi saat ini terus berlanjut; dan
- Skenario Terbaik dan Terburuk: Skenario ini ditetapkan relatif terhadap skenario dasar; mencerminkan kondisi makroekonomi terbaik dan terburuk berdasarkan kombinasi pendekatan statistik dan penilaian dari *subject matter expert* berdasarkan kondisi ekonomi saat ini.

- *Base scenario: This scenario reflects that current macroeconomic condition continues to prevail; and*
- *Best and Worst scenarios: These scenarios are set relative to the base scenario; reflecting best and worst case macroeconomic conditions based on combination of statistical approach and subject matter expert's assessment from current economic conditions.*

Permodelan dilakukan dengan mengelompokkan portofolio kredit ke dalam 8 kategori untuk pinjaman non-korporasi dan 1 kategori untuk pinjaman korporasi.

Modelling is done by segmenting the credit portfolio into 8 categories for non-corporate loans and 1 category for corporate loans.

Asumsi yang mendasari permodelan akan dipantau dan ditinjau setiap tahun. Tidak ada perubahan signifikan dalam teknik estimasi yang dibuat selama periode pelaporan.

The assumptions underlying modelling is monitored and reviewed on an annual basis. There have been no significant changes on estimation techniques made during the reporting period.

3. ESTIMASI DAN PERTIMBANGAN AKUNTANSI YANG PENTING (lanjutan)

Sumber utama ketidakpastian estimasi (lanjutan)

- Cadangan kerugian penurunan nilai aset keuangan (lanjutan)

Bank (lanjutan)

Khusus untuk pinjaman korporasi dan mitra bisnis tertentu yang material, ketika pinjaman yang diberikan mengalami penurunan nilai, cadangan kerugian kredit dihitung secara individu. Dalam penilaian individu, kondisi spesifik debitur dievaluasi secara individu berdasarkan estimasi terbaik manajemen atas nilai kini arus kas yang diharapkan akan diterima. Evaluasi penilaian individu atas arus kas yang diharapkan akan diterima ditentukan berdasarkan probabilitas tertimbang beberapa skenario.

Dalam mengestimasi arus kas tersebut, manajemen membuat pertimbangan mengenai situasi keuangan debitur dan nilai realisasi bersih dari setiap agunan yang ada. Setiap aset yang mengalami penurunan nilai dinilai sesuai dengan keadaan dan strategi penyelesaian masing-masing. Estimasi arus kas ekspektasian dari skenario-skenario estimasi disetujui secara independen oleh *Business Risk* masing-masing segmen bisnis.

Entitas Anak

PT BANK BTPN SYARIAH Tbk

Perhitungan cadangan penurunan nilai kolektif meliputi kerugian kredit yang melekat dalam portofolio piutang murabahah BTPNS. Dalam menilai kebutuhan untuk cadangan penurunan nilai kolektif, manajemen mempertimbangkan faktor-faktor seperti kualitas pembiayaan, karakteristik produk dan apakah pembiayaan tersebut telah direstrukturisasi.

Dalam mengestimasi cadangan yang diperlukan, asumsi-asumsi dibuat untuk menentukan model kerugian bawaan dan untuk menentukan parameter input yang diperlukan, berdasarkan pengalaman historis dan kondisi ekonomi saat ini. Ketepatan dari cadangan yang dihitung ini tergantung pada seberapa tepat estimasi dan asumsi pada model dan parameter yang digunakan dalam menentukan cadangan kolektif.

Basis evaluasi atas cadangan kerugian penurunan nilai aset keuangan dan piutang murabahah dijelaskan pada Catatan 2i.

3. CRITICAL ACCOUNTING ESTIMATES AND JUDGMENTS *(continued)*

Key sources of estimation uncertainty *(continued)*

- *Allowance for impairment losses of financial assets (continued)*

Bank *(continued)*

Specifically for corporate and certain material business banking loans, when the loans have been impaired, the allowance for credit losses is calculated individually. In individual assessment, the specific debtors' conditions are evaluated individually based on management's best estimate of the present value of the cash flows that are expected to be received. Evaluation over the individual assessment is determined based on probability weighted of multiple scenarios.

Probability-weighted estimation is performed by taking into account weighting for each scenario and uses minimum of 2 (two) scenarios to reflect at least normal scenario and worst scenario. In estimating these cash flows, management makes judgments about the debtors' financial situation and the net realizable value of any underlying collateral. Each impaired asset is assessed on its merits and the workout strategy. The estimated expected cash flows from estimation scenarios are independently approved by the Business Risk from each business segment.

Subsidiary

PT BANK BTPN SYARIAH Tbk

Collectively assessed impairment allowances cover credit losses inherent in portfolios of the murabahah receivables of BTPNS. In assessing the need for collective impairment allowances, management considers factors such as financing quality, characteristic of products and whether the financing has been restructured.

In order to estimate the required allowance, assumptions are made to define the way inherent losses are modeled and to determine the required input parameters, based on historical experience and current economic conditions. The accuracy of the calculated allowances depends on how well the estimates and assumptions on the model and parameters used in determining collective allowances.

Basis of evaluation of impairment for financial assets and murabahah receivables is described in Note 2i.

3. ESTIMASI DAN PERTIMBANGAN AKUNTANSI YANG PENTING (lanjutan)

Sumber utama ketidakpastian estimasi (lanjutan)

- Cadangan kerugian penurunan nilai aset keuangan (lanjutan)

Entitas Anak (lanjutan)

PT Oto Multiartha dan PT Summit Oto Finance

Peningkatan risiko kredit yang signifikan

Dalam pengukuran KKE, pertimbangan diperlukan dalam penerapan aturan untuk menentukan apakah telah terdapat peningkatan signifikan atas risiko kredit (*SICR*) sejak pengakuan awal atas pinjaman yang diberikan, yang mengakibatkan aset keuangan berpindah dari "Tahap 1" ke "Tahap 2". Dalam menentukan apa yang merupakan *SICR*, OTO dan SOF menggunakan informasi tunggakan 30 hari atau lebih untuk mengakui kerugian kredit ekspektasian sepanjang umurnya. Ini merupakan hal yang utama dalam pertimbangan karena perpindahan dari Tahap 1 dan Tahap 2 meningkatkan perhitungan KKE atas penyisihan berdasarkan *probability of default* dalam 12 bulan mendatang, menjadi cadangan kerugian kredit ekspektasian sepanjang umur. Penurunan selanjutnya atas risiko kredit yang digabungkan dengan perpindahan dari Tahap 2 ke Tahap 1 mungkin akan memberikan hasil yang sama atas perubahan signifikan dalam penyisihan KKE. OTO dan SOF memantau efektivitas kriteria *SICR* secara berkelanjutan.

Informasi *forward looking*

Pengukuran kerugian kredit ekspektasian mencerminkan jumlah rata-rata probabilitas tertimbang yang tidak bias dari rentang hasil akhir masa depan yang mungkin terjadi.

Dalam menetapkan informasi *forward looking* dalam model PSAK 109 OTO dan SOF menggunakan variabel makroekonomi dalam menentukan KKE. Variabel makroekonomi yang digunakan OTO pada tanggal 31 Desember 2025 adalah pertumbuhan Pendapatan Bruto Nasional (PDB) dan harga minyak mentah Brent (2024: PDB dan tingkat pengangguran). Variabel makroekonomi yang digunakan SOF pada tanggal 31 Desember 2025 dan 31 Desember 2024 adalah pertumbuhan Pendapatan Bruto Nasional (PDB) dan tingkat pengangguran.

Dalam menentukan probabilitas tertimbang dari skenario yang akan terjadi di masa depan, OTO telah melakukan analisis berdasarkan informasi historis PDB dan harga minyak mentah Brent serta SOF telah melakukan analisis berdasarkan informasi historis PDB dan tingkat pengangguran yang meliputi insiden besar yang terjadi pada rentang waktu 5 tahun terakhir.

3. CRITICAL ACCOUNTING ESTIMATES AND JUDGMENTS *(continued)*

Key sources of estimation uncertainty *(continued)*

- *Allowance for impairment losses of financial assets (continued)*

Subsidiary *(continued)*

PT Oto Multiartha and PT Summit Oto Finance

Significant increase in credit risk

In the measurement of ECL, judgment is involved in setting the rules to determine whether there has been a significant increase in credit risk (SICR) since initial recognition of a loan, resulting the financial asset moving from "Stage 1" to "Stage 2". In determining what constitutes SICR, OTO and SOF use 30 days or more past due information and recognizes lifetime expected credit losses. This is a key area of judgment as transition from Stage 1 and Stage 2 increases the ECL calculation from an allowance based on the probability of default in the next 12 months, to an allowance for lifetime expected credit losses. Subsequent decreases in credit risk combined with transition from Stage 2 to Stage 1 may simillarly result in significant changes in the ECL allowance. OTO and SOF monitor the effectiveness of SICR criteria on an ongoing basis.

Forward looking information

The measurement of expected credit losses reflects an unbiased probability-weighted range of possible future outcomes.

In applying forward looking information in OTO and SOF's PSAK 109 credit models, OTO and SOF use macroeconomics variables. The macroeconomic variables used by OTO as of 31 December 2025 are Gross Domestic Products (GDP) growth and Brent crude oil price (2024: GDP and unemployment rate). The macroeconomic variables used by SOF as of 31 December 2025 and 31 December 2024 are Gross Domestic Products (GDP) growth and unemployment rate.

In determining the probability weighted of each scenario that will occur in the future, OTO has conducted an analysis based on historical GDP and Brent crude oil price information, while SOF has conducted an analysis based on historical GDP and unemployment rate information which includes the major incidents that happened in the last 5 years.

3. ESTIMASI DAN PERTIMBANGAN AKUNTANSI YANG PENTING (lanjutan)

Sumber utama ketidakpastian estimasi (lanjutan)

- Cadangan kerugian penurunan nilai aset keuangan (lanjutan)

Entitas Anak (lanjutan)

PT Oto Multiartha dan PT Summit Oto Finance (lanjutan)

OTO dan SOF menerapkan tiga skenario makroekonomi berikut untuk mencerminkan jumlah yang tidak bias dan probabilitas tertimbang yang ditentukan dengan mengevaluasi serangkaian hasil yang kemungkinan dapat terjadi dalam mengestimasi KKE:

- Skenario dasar: Skenario ini mencerminkan bahwa kondisi makroekonomi saat ini terus berlanjut; dan
- Skenario optimistik dan pesimistik: Skenario ini ditetapkan relatif terhadap skenario dasar; mencerminkan kondisi makroekonomi terbaik dan terburuk berdasarkan kombinasi pendekatan statistik dan penilaian dari *subject matter expert* berdasarkan kondisi ekonomi saat ini.

Pada tanggal 31 Desember 2025, probabilitas tertimbang skenario dasar adalah sebesar 40% (2024: 40%), skenario optimis sebesar 10% (2024: 10%) dan skenario pesimis sebesar 50% (2024: 50%). Asumsi yang mendasari perhitungan ECL akan dipantau dan ditinjau setiap tahun. Manajemen telah melakukan analisis sensitivitas dengan hasil tidak ada dampak material pada laporan keuangan Entitas Anak.

Pada tanggal 31 Desember 2025, terdapat perubahan estimasi yang terjadi dalam penentuan hari jatuh tempo atas piutang pembiayaan konsumen untuk menyesuaikan penurunan pemulihan atas kontrak-kontrak yang direstrukturisasi serta penyesuaian yang dibentuk atas kontrak-kontrak yang direstrukturisasi dengan hari jatuh tempo lebih dari 180 hari.

Jika memungkinkan, penyesuaian dapat dilakukan untuk situasi dimana risiko yang diketahui atau yang diharapkan belum ditangani secara memadai dalam proses permodelan. Divisi Manajemen Risiko bertanggungjawab untuk mengusulkan penyesuaian tersebut.

Tingkat keseluruhan kerugian kredit ekspektasian dan area pertimbangan manajemen yang signifikan akan dilaporkan kepada, dan diawasi oleh Komite Pemantau Risiko Entitas Anak.

Asumsi yang mendasari pemodelan akan dipantau dan ditinjau setiap tahun. Tidak ada perubahan signifikan dalam teknik estimasi yang dibuat selama periode pelaporan.

***3. CRITICAL ACCOUNTING ESTIMATES AND JUDGMENTS** (continued)*

***Key sources of estimation uncertainty** (continued)*

- *Allowance for impairment losses of financial assets (continued)*

***Subsidiary** (continued)*

***PT Oto Multiartha and PT Summit Oto Finance** (continued)*

OTO dan SOF applied the following three macroeconomic scenarios to reflect an unbiased probability-weighted range of possible future outcomes in estimating ECL:

- *Base scenario: This scenario reflects that current macroeconomic condition continue to prevail; and*
- *Optimistic and pessimistic scenarios: These scenarios are set relative to the base scenario; reflecting best and worst case macroeconomic conditions based on combination of statistical approach and subject matter expert's assessment from current economic conditions.*

As of 31 December 2025, probability-weighting for base scenario is 40% (2024: 40%), optimistic scenario 10% (2024: 10%) and pessimistic scenario 50% (2024: 50%). The assumptions underlying the ECL calculation are monitored and reviewed on annual basis. Management has performed a sensitivity analysis and the assessment do not result a material impact to the Subsidiaries' financial statement.

As at 31 December 2025, there were changes in estimates in determining the days past due to reflect declining recovery performance for restructured contracts and incorporate adjustments established for restructured contracts with days past due more than 180 days.

Where applicable, adjustments may be made to account for situations where known or expected risks have not been adequately addressed in the modelling process. Risk Management Division is responsible for recommending such adjustments.

The overall level of expected credit losses and areas of significant management judgement will be reported to and oversighted by the Subsidiaries' Risk Monitoring Committee.

The assumptions underlying modelling is monitored and reviewed on an annual basis. There have been no significant changes on estimation techniques made during the reporting period.

3. ESTIMASI DAN PERTIMBANGAN AKUNTANSI YANG PENTING (lanjutan)

Sumber utama ketidakpastian estimasi (lanjutan)

- Penentuan nilai wajar

  Dalam menentukan nilai wajar atas aset keuangan dan liabilitas keuangan dimana tidak terdapat harga pasar yang dapat diobservasi, Grup harus menggunakan teknik penilaian seperti dijelaskan pada Catatan 2h. Untuk instrumen keuangan yang jarang diperdagangkan dan tidak memiliki harga yang transparan, nilai wajarnya menjadi kurang obyektif dan karenanya, membutuhkan tingkat pertimbangan yang beragam, tergantung pada likuiditas, konsentrasi, ketidakpastian faktor pasar, asumsi penentuan harga, dan risiko lainnya yang mempengaruhi instrumen tersebut.

- Nilai wajar atas instrumen keuangan

  Kebijakan akuntansi Grup untuk pengukuran nilai wajar dibahas di Catatan 2h.

  Informasi mengenai penentuan nilai wajar dari instrumen keuangan diungkapkan pada Catatan 45.

- Klasifikasi aset dan liabilitas keuangan serta efek-efek syariah

  Kebijakan akuntansi Grup memberikan pilihan untuk mengklasifikasikan aset dan liabilitas keuangan ke dalam berbagai kategori pada saat pengakuan awal berdasarkan kondisi tertentu yang membutuhkan pertimbangan manajemen.

  Dalam menentukan klasifikasi aset dan liabilitas keuangan, Bank telah menetapkan bahwa aset dan liabilitas keuangan telah memenuhi persyaratan klasifikasi sebagaimana dijabarkan dalam Catatan 2h.

  Dalam mengklasifikasikan investasi pada efek-efek syariah sebagai ”diukur pada biaya perolehan” dan ”diukur pada nilai wajar melalui penghasilan komprehensif lain”, Entitas Anak telah menetapkan bahwa investasi tersebut telah memenuhi persyaratan klasifikasi sebagaimana dijabarkan dalam Catatan 2l.

- Sewa

  Penentuan apakah suatu perjanjian mengandung unsur sewa membutuhkan pertimbangan yang cermat untuk menilai apakah perjanjian tersebut memberikan hak untuk mendapatkan secara substansial seluruh manfaat ekonomi dari penggunaan aset identifikasian dan hak untuk mengarahkan penggunaan aset identifikasian, bahkan jika hak tersebut tidak dijabarkan secara eksplisit di perjanjian.

  Karena Grup tidak dapat dengan mudah menentukan suku bunga implisit, manajemen menggunakan suku bunga pinjaman inkremental Grup sebagai tingkat diskonto.

***3. CRITICAL ACCOUNTING ESTIMATES AND JUDGMENTS** (continued)*

***Key sources of estimation uncertainty** (continued)*

- *Determining fair values*

  The determination of fair value for financial assets and financial liabilities for which there is no observable market price, the Group has to use valuation techniques as described in Note 2h. For financial instruments that trade infrequently and have little price transparency, fair value is less objective, and therefore, it requires varying degrees of judgment depending on liquidity, concentration, uncertainty of market factors, pricing assumptions and other risks affecting the specific instrument.

- *Fair value of financial instruments*

  The Group’s accounting policy on fair value measurements is discussed in Note 2h.

  Information about the determination of fair value of financial instruments is disclosed in Note 45.

- *Financial assets and liabilities as well as sharia securities classification*

  The Group’s accounting policies provides choices to classify financial assets and liabilities into different categories at initial recognition based on certain circumstances requiring management’s judgement.

  In determining the classification of financial assets and liabilities, the Bank has determined that financial assets and liabilities have already met the requirements of such classification as set out in Note 2h.

  In classifying investment in sharia securities as “measured at acquisition cost” and “measured at fair value through other comprehensive income”, the Subsidiary has determined that the investment in sharia securities have already met the requirements of such classification as set out in Note 2l.

- *Leases*

  Determining whether an arrangement is or contains a lease requires careful judgement to assess whether the arrangement conveys a right to obtain substantially all the economic benefits from use of the asset throughout the period of use and right to direct the use of the asset, even if the right is not explicitly specified in the arrangement.

  Since the Group could not readily determine the implicit rate, management uses the Group's incremental borrowing rate as a discount rate.

3. ESTIMASI DAN PERTIMBANGAN AKUNTANSI YANG PENTING (lanjutan)

Pertimbangan akuntansi yang penting dalam menerapkan kebijakan akuntansi Grup (lanjutan)

- Sewa (lanjutan)

  Ada beberapa faktor yang perlu dipertimbangkan dalam menentukan suku bunga pinjaman inkremental, yang banyak di antaranya memerlukan pertimbangan untuk dapat secara andal mengukur penyesuaian yang diperlukan untuk sampai pada tingkat diskonto akhir.

  Dalam menentukan suku bunga pinjaman inkremental, Grup mempertimbangkan faktor-faktor utama sebagai berikut; risiko kredit Grup, jangka waktu sewa, jangka waktu pembayaran sewa, lingkungan ekonomi, waktu di mana sewa dimasukkan, dan mata uang di mana pembayaran sewa ditentukan.

  Dalam menentukan jangka waktu sewa, Grup mempertimbangkan semua fakta dan keadaan yang menimbulkan insentif ekonomi untuk menggunakan opsi perpanjangan, atau tidak menggunakan opsi penghentian. Opsi perpanjangan (atau periode setelah opsi penghentian kontrak kerja) hanya dimasukkan dalam jangka waktu sewa jika sewa cukup pasti akan diperpanjang (atau tidak dihentikan).

- Pengujian penurunan nilai untuk Entitas Anak yang mengandung *goodwill*

  Entitas Anak yang dilakukan pengujian dalam penurunan nilai adalah OTO dan SOF.

  Pendekatan yang digunakan dalam pengujian penurunan nilai adalah pendekatan pendapatan – arus kas yang didiskonto dengan periode proyeksi yang digunakan adalah 5 tahun, dimulai sejak 2026 sampai dengan 2030.

  Asumsi ekonomi makro yang digunakan berdasarkan *Economist Intelligent Unit* ("EIU") dengan asumsi lainnya sebagai berikut

		2026F	2027F	2028F	2029F	2030F	
Tingkat inflasi		2.7%	2.7%	2.9%	3.3%	3.0%	*Inflation rate*
Pajak penghasilan badan	25%						*Corporate income tax*
Periode kompensasi rugi fiskal	5 tahun/*years*						*Tax loss carry forward period*

  Pajak penghasilan badan yang digunakan sebesar 25% agar menjaga pendekatan yang konservatif.

3. CRITICAL ACCOUNTING ESTIMATES AND JUDGMENTS *(continued)*

Critical accounting judgments in applying the Group's accounting policies *(continued)*

- *Leases (continued)*

  There are several factors to consider in determining an incremental borrowing rate, many of which need judgement in order to be able to reliably quantify any necessary adjustments to arrive at the final discount rates.

  In determining incremental borrowing rate, the Group considers the following main factors; the Group's credit risk, the lease term, the lease payment term, the economic environment, the time at which the lease is entered, and the currency in which the lease payments are denominated.

  In determining the lease term, the Group considers all facts and circumstances that create an economic incentive to exercise an extension option or not exercise a termination option. Extension options (or periods after termination options) are only included in the lease term if the lease is reasonably certain to be extended (or not terminated).

- *Impairment testing for Subsidiaries containing goodwill*

  Subsidiaries tested for the impairment testing are OTO and SOF.

  The approach used for impairment testing is income approach – discounted cash flow with projection period used is 5 years, started from 2026 until 2030.

  Macroeconomics assumptions used based on Economist Intelligent Unit ("EIU"), along with other general assumptions as follows:

  Corporate income tax used amounted to 25% to maintain a conservative approach.

3. ESTIMASI DAN PERTIMBANGAN AKUNTANSI YANG PENTING (lanjutan)

Pertimbangan akuntansi yang penting dalam menerapkan kebijakan akuntansi Grup (lanjutan)

- Pengujian penurunan nilai untuk Entitas Anak yang mengandung *goodwill* (lanjutan)

  Asumsi lainnya yang digunakan dalam pengujian penurunan nilai adalah sebagai berikut:

	OTO	SOF	
Rasio permodalan (periode perkiraan)	12.0%	12.0%	*Capital ratio (forecast period)*
Rasio permodalan (periode terminal)	13.0%	13.0%	*Capital ratio (terminal period)*
Aset tertimbang risiko	70.4%	72.9%	*Risk adjusted asset*
Tingkat pertumbuhan terminal	2.0%	2.0%	*Terminal growth rate*
Tingkat diskonto	11.0% - 12.5%	11.0% - 14.5%	*Discount rate*

  Rasio permodalan sebesar 10% sesuai dengan Surat Edaran Otoritas Jasa Keuangan (”SEOJK”) No. 1 Tahun 2016 dan Peraturan Otoritas Jasa Keuangan (”OJK”) No 35 Tahun 2018.

  Aset tertimbang risiko merupakan aset Entitas Anak dikalikan dengan risiko tertimbang menurut OJK dalam SEOJK No. 1/SEOJK.05/2016.

  Tingkat pertumbuhan terminal diasumsikan untuk tahun terminal berdasarkan rata-rata perkiraan inflasi jangka panjang untuk Indonesia yang dipublikasikan oleh Bank Indonesia, EIU dan *International Monetary Fund (”IMF”)*.

  Tingkat diskonto berdasarkan biaya ekuitas, menggunakan rata-rata 10-15 tahun atas tingkat suku bunga surat utang negara dalam Rupiah sebagai tingkat bebas risiko sebesar 6,3%

  Estimasi nilai valuasi OTO dan SOF melebihi jumlah tercatatnya, sehingga tidak terdapat penurunan nilai atas *goodwill*.

  Goodwill terutama berkaitan dengan sinergi yang diharapkan dari integrasi bisnis yang diakuisisi ke dalam bisnis Grup yang ada. *Goodwill* yang diakui tidak diharapkan dapat dikurangkan untuk tujuan perpajakan.

***3. CRITICAL ACCOUNTING ESTIMATES AND JUDGMENTS** (continued)*

***Critical accounting judgments in applying the Group’s accounting policies** (continued)*

- *Impairment testing for Subsidiaries containing goodwill (continued)*

  The other assumptions used in impairment testing were as follows:

  Capital ratio amounted to 10% is in accordance with Cirlcular Letter (“SEOJK”) of No. 1 Tear 2016 and Financial Service Authority (“FSA”) Regulation No. 35 Year 2018.

  Risk adjusted asset is the Subsidiaries’ asset multiplied by the risk weighting set by the Indonesian FSA in SEOJK No. 1/SEOJK.05/2016.

  Terminal growth rate is assumed for the terminal year based on the average long-term inflation forecast for Indonesia published by Bank Indonesia, EIU and International Monetary Fund (”IMF”)

  The discount rate is based on the cost of equity, using the average of 10-15 years interest rate of government bonds in Rupiah as the risk-free rate amounted 6.3%

  The estimated value of OTO and SOF is above the carrying amount, so there is no impairment of the goodwill.

  Goodwill is attributable mainly to synergies expected from integrating the business acquired into the Group’s existing business. The goodwill recognized is not expected to be deductible for tax purposes.

4. KAS / *4. CASH*

	31 Desember/*December*		
	2025	**2024**	
Rupiah	1,222,608	1,351,013	*Rupiah*
Dolar Amerika Serikat	20,510	25,378	*United States Dollar*
Yen Jepang	2,626	1,905	*Japanese Yen*
Dolar Singapura	798	1,351	*Singapore Dollar*
	1,246,542	1,379,647	

Saldo dalam mata uang Rupiah termasuk uang pada mesin ATM (Anjungan Tunai Mandiri) pada tanggal 31 Desember 2025 dan 2024 masing-masing sebesar Rp 56.433 dan Rp 73.908.

The Rupiah balance includes cash in ATMs (Automatic Teller Machines) as of 31 December 2025 and 2024 amounting to Rp 56,433 and Rp 73,908, respectively.

Pada tanggal 31 Desember 2025 dan 2024, kas telah diasuransikan kepada perusahaan asuransi pihak ketiga (disajikan sebesar nilai pertanggungan):

As of 31 December 2025 and 2024, cash has been insured by the third-party insurance companies (presented at sum insured):

	31 Desember/*December*		
	2025	**2024**	
PT Asuransi Sinarmas	3,830,573	3,541,664	*PT Asuransi Sinarmas*
PT Zurich General Takaful Indonesia	832,650	812,500	*PT Zurich General Takaful Indonesia*
PT Asuransi MSIG Indonesia	512,850	661,875	*PT Asuransi MSIG Indonesia*
Jumlah	5,176,073	5,016,039	*Total*

Grup berpendapat bahwa nilai pertanggungan asuransi cukup untuk menutup kemungkinan kerugian dari aset tersebut.

The Group believes that the insurance coverage is adequate to cover possible losses arising from the assets.

5. GIRO PADA BANK INDONESIA / *5. CURRENT ACCOUNTS WITH BANK INDONESIA*

	31 Desember/*December*		
	2025	**2024**	
Rupiah	5,389,259	7,057,619	*Rupiah*
Dolar Amerika Serikat	2,526,204	2,385,842	*United States Dollar*
	7,915,463	9,443,461	

Termasuk dalam saldo giro pada Bank Indonesia adalah giro berdasarkan prinsip syariah dengan akad wadiah masing-masing sebesar Rp 205.731 dan Rp 669.329 pada tanggal 31 Desember 2025 dan 2024.

Included in the balance of current accounts with Bank Indonesia are current accounts based on sharia principles under wadiah contract amounting to Rp 205,731 and Rp 669,329 as of 31 December 2025 and 2024, respectively.

Giro Wajib Minimum (GWM) Bank sesuai dengan Peraturan Bank Indonesia dan Peraturan Anggota Dewan Gubernur (PADG) diungkapkan pada Catatan 49.

Minimum Statutory Reserves (GWM) Bank in accordance with Bank Indonesia (BI) Regulation and Regulation of Members of the Board of Governors (PADG) was disclosed in Note 49.

6. GIRO PADA BANK-BANK LAIN / *6. CURRENT ACCOUNTS WITH OTHER BANKS*

a. Berdasarkan mata uang / *a. By currency*

	31 Desember/*December* 2025	2024	
Rupiah	260,921	325,884	***Rupiah***
Mata uang asing			***Foreign currencies***
Dolar Amerika Serikat	503,632	210,159	*United States Dollar*
Yen Jepang	275,341	202,300	*Japanese Yen*
Dolar Singapura	86,827	110,267	*Singapore Dollar*
Poundsterling Inggris	48,795	31,681	*British Poundsterling*
Dolar Australia	33,223	32,654	*Australian Dollar*
Baht Thailand	32,645	18,460	*Thailand Baht*
Yuan China	26,812	49,087	*China Yuan*
Euro Eropa	24,280	42,530	*European Euro*
Dolar Hong Kong	9,411	10,482	*Hong Kong Dollar*
Mata uang asing lainnya	5,065	1,497	*Other foreign currencies*
	1,046,031	709,117	
Cadangan kerugian penurunan nilai	(81)	(37)	*Allowance for impairment losses*
	1,306,871	1,034,964	

b. Berdasarkan hubungan dengan pihak lawan / *b. By relationship with counterparties*

	31 Desember/*December* 2025	2024	
Pihak ketiga			***Third parties***
Rupiah	260,921	325,884	*Rupiah*
Mata uang asing	456,594	183,325	*Foreign currencies*
	717,515	509,209	
Pihak berelasi			***Related party***
Mata uang asing	589,437	525,792	*Foreign currencies*
Cadangan kerugian penurunan nilai	(81)	(37)	*Allowance for impairment losses*
	1,306,871	1,034,964	

c. Berdasarkan pihak lawan / *c. By counterparties*

	31 Desember/*December* 2025	2024	
Pihak ketiga			***Third parties***
Wells Fargo Bank N.A., New York	338,805	67,493	*Wells Fargo Bank N.A., New York*
PT Bank Permata Tbk	171,252	155,577	*PT Bank Permata Tbk*
PT Bank Central Asia Tbk	80,444	58,175	*PT Bank Central Asia Tbk*
National Australia Bank Limited, Melbourne	33,223	32,654	*National Australia Bank Limited, Melbourne*
Citibank N.A., New York	24,712	29,534	*Citibank N.A., New York*
PT Bank Mandiri (Persero) Tbk	23,653	17,807	*PT Bank Mandiri (Persero) Tbk*
PT Bank Negara Indonesia (Persero) Tbk	14,736	7,602	*PT Bank Negara Indonesia (Persero) Tbk*
PT Bank Maybank Indonesia Tbk	5,016	7,798	*PT Bank Maybank Indonesia Tbk*
PT Bank CIMB Niaga Tbk	3,942	4,725	*PT Bank CIMB Niaga Tbk*
PT Bank Sinarmas Tbk	3,698	5,562	*PT Bank Sinarmas Tbk*
PT Bank DBS Indonesia	3,152	109,282	*PT Bank DBS Indonesia*
PT Bank Rakyat Indonesia (Persero) Tbk	2,870	2,387	*PT Bank Rakyat Indonesia (Persero) Tbk*
PT Bank Mizuho Indonesia	2,607	4,023	*PT Bank Mizuho Indonesia*
Deutsche Bank AG - Cabang Indonesia	2,076	322	*Deutsche Bank AG - Indonesia Branch*
Lain-lain	7,329	6,268	*Others*
	717,515	509,209	
Pihak berelasi			***Related party***
Sumitomo Mitsui Banking Corporation	589,437	525,792	*Sumitomo Mitsui Banking Corporation*
Cadangan kerugian penurunan nilai	(81)	(37)	*Allowance for impairment losses*
	1,306,871	1,034,964	

6. GIRO PADA BANK-BANK LAIN (lanjutan)

Giro pada bank-bank lain berdasarkan kolektibilitas OJK diungkapkan pada Catatan 49.

Tidak terdapat saldo giro pada bank-bank lain yang diblokir atau digunakan sebagai agunan untuk tahun-tahun yang berakhir pada tanggal 31 Desember 2025 dan 2024.

Tingkat suku bunga rata-rata per tahun atas giro pada bank-bank lain untuk tahun-tahun yang berakhir pada tanggal 31 Desember 2025 dan 2024 adalah sebagai berikut:

6. CURRENT ACCOUNTS WITH OTHER BANKS (continued)

Current accounts with other banks based on OJK collectability was disclosed in Note 49.

There were no current accounts with other banks which were blocked or used as collateral for years ended 31 December 2025 and 2024.

The average interest rates per annum of current accounts with other banks for years ended 31 December 2025 and 2024 were as follows:

	31 Desember/*December*		
	2025	**2024**	
Rupiah	3.11%	3.80%	*Rupiah*
Mata uang asing	0.37%	0.71%	*Foreign currencies*

Perubahan dalam cadangan kerugian penurunan nilai adalah sebagai berikut:

The movement of the allowance for impairment losses was as follows:

	31 Desember/*December*		
	2025	**2024**	
Saldo awal	(37)	(158)	*Beginning balance*
(Penyisihan) pemulihan selama periode/tahun berjalan (Catatan 38)	(40)	124	*(Provision) reversal during the period/year (Note 38)*
Lainnya	(4)	(3)	*Others*
Saldo akhir	(81)	(37)	*Ending balance*

Manajemen berpendapat bahwa cadangan kerugian penurunan nilai yang dibentuk cukup untuk menutup kemungkinan kerugian akibat penurunan nilai atas giro pada bank-bank lain pada tanggal 31 Desember 2025 dan 2024.

Management believes that the allowance for impairment losses was adequate to cover impairment losses for current accounts with other banks as of 31 December 2025 and 2024.

7. PENEMPATAN PADA BANK INDONESIA DAN BANK-BANK LAIN

Pada tanggal 31 Desember 2025 dan 2024, seluruh penempatan pada Bank Indonesia dan bank-bank lain ditempatkan pada pihak ketiga.

a. Berdasarkan mata uang

	31 Desember/*December* 2025	2024	
Rupiah	13,938,410	8,719,240	***Rupiah***
Mata uang asing			***Foreign currencies***
Dolar Amerika Serikat	983,825	3,975,465	*United States Dollar*
Pendapatan bunga/marjin yang masih akan diterima	661	1,033	*Accrued interest/margin income*
Cadangan kerugian penurunan nilai	(69)	(582)	*Allowance for impairment losses*
	14,922,827	12,695,156	

Pada tanggal 31 Desember 2025 dan 2024, jumlah penempatan pada Bank Indonesia dan bank-bank lain yang digolongkan sebagai setara kas adalah masing-masing sebesar Rp 14.922.235 dan Rp 12.694.705.

b. Berdasarkan jenis

	31 Desember/*December* 2025	2024	
Fasilitas Simpanan Bank Indonesia ("FASBI") dan Fasilitas Simpanan Bank Indonesia Syariah ("FASBIS"), bersih setelah dikurangi dengan diskonto yang belum diamortisasi	11,531,510	6,212,240	*Bank Indonesia's Deposit Facilities ("FASBI") and Bank Indonesia Sharia's Deposit Facility ("FASBIS"), net of unamortized discount*
Deposito berjangka dan deposito mudharabah	1,240,725	4,222,465	*Time deposits and mudharabah time deposits*
Call money	2,150,000	2,260,000	*Call money*
	14,922,235	12,694,705	
Pendapatan bunga/marjin yang masih akan diterima	661	1,033	*Accrued interest/margin income*
Cadangan kerugian penurunan nilai	(69)	(582)	*Allowance for impairment losses*
	14,922,827	12,695,156	

7. PENEMPATAN PADA BANK INDONESIA DAN BANK-BANK LAIN (lanjutan) / *7. PLACEMENTS WITH BANK INDONESIA AND OTHER BANKS (continued)*

c. Berdasarkan pihak lawan / *c. By counterparties*

	31 Desember/*December* 2025	2024	
Deposito berjangka dan deposito mudharabah:			***Time deposits and mudharabah time deposits:***
Bank Indonesia	983,825	3,975,465	*Bank Indonesia*
PT Bank Aceh Syariah	87,000	-	*PT Bank Aceh Syariah*
PT Bank Muamalat Indonesia Tbk	74,400	100,500	*PT Bank Muamalat Indonesia Tbk*
PT Bank Mega Syariah	72,500	47,000	*PT Bank Mega Syariah*
PT Bank Syariah Indonesia Tbk	-	80,000	*PT Bank Syariah Indonesia Tbk*
Lainnya	23,000	19,500	*Others*
	1,240,725	4,222,465	
Fasilitas Simpanan Bank Indonesia ("FASBI") dan Fasilitas Simpanan Bank Indonesia Syariah ("FASBIS"):			***Bank Indonesia's Deposit Facilities ("FASBI") and Bank Indonesia Sharia's Deposit Facility ("FASBIS"):***
Bank Indonesia - bersih setelah dikurangi dengan diskonto yang belum diamortisasi	11,531,510	6,212,240	*Bank Indonesia - net of unamortized discount*
Call money:			***Call money:***
PT Bank UOB Indonesia	400,000	400,000	*PT Bank UOB Indonesia*
PT Bank Mega Tbk	400,000	-	*PT Bank Mega Tbk*
PT Bank Pan Indonesia Tbk	400,000	-	*PT Bank Pan Indonesia Tbk*
PT Bank Danamon Tbk	200,000	200,000	*PT Bank Danamon Tbk*
PT Bank HSBC Indonesia	250,000	250,000	*PT Bank HSBC Indonesia*
PT Bank OCBC NISP Tbk	275,000	250,000	*PT Bank OCBC NISP Tbk*
PT Bank Negara Indonesia (Persero) Tbk	-	400,000	*PT Bank Negara Indonesia (Persero) Tbk*
PT Bank KEB Hana Indonesia	-	200,000	*PT Bank KEB Hana Indonesia*
Lainnya	225,000	560,000	*Others*
	2,150,000	2,260,000	
	14,922,235	12,694,705	
Pendapatan bunga/marjin yang masih akan diterima	661	1,033	*Accrued interest/margin income*
Cadangan kerugian penurunan nilai	(69)	(582)	*Allowance for impairment losses*
	14,922,827	12,695,156	

d. Berdasarkan jangka waktu / *d. By time period*

	31 Desember/*December* 2025	2024	
Hingga 1 bulan	14,665,335	12,447,705	*Up to 1 month*
Lebih dari 1 - 3 bulan	256,900	247,000	*More than 1 - 3 months*
	14,922,235	12,694,705	
Pendapatan bunga/marjin yang masih akan diterima	661	1,033	*Accrued interest/margin income*
Cadangan kerugian penurunan nilai	(69)	(582)	*Allowance for impairment losses*
	14,922,827	12,695,156	

7. PENEMPATAN PADA BANK INDONESIA DAN BANK-BANK LAIN (lanjutan)

e. Berdasarkan sisa periode sampai dengan tanggal jatuh tempo

Informasi mengenai sisa periode sampai dengan tanggal jatuh tempo diungkapkan pada Catatan 45.

f. Tingkat suku bunga

Tingkat suku bunga rata-rata per tahun atas penempatan pada Bank Indonesia dan bank-bank lain untuk tahun-tahun yang berakhir pada tanggal 31 Desember 2025 dan 2024 adalah sebagai berikut:

***7. PLACEMENTS WITH BANK INDONESIA AND OTHER BANKS** (continued)*

e. By remaining period to maturity date

Information regarding remaining period to maturity date was disclosed in Note 45.

f. Interest rate

The average interest rates per annum of placements with Bank Indonesia and other banks for the years ended 31 December 2025 and 2024 were as follows:

	31 Desember/*December*		
	2025	**2024**	
Rupiah	4.67%	5.61%	*Rupiah*
Mata uang asing	4.12%	5.16%	*Foreign currencies*

g. Cadangan kerugian penurunan nilai

Perubahan dalam cadangan kerugian penurunan nilai adalah sebagai berikut:

g. Allowance for impairment losses

The movement of the allowance for impairment losses was as follows:

	31 Desember/*December*		
	2025	**2024**	
Saldo awal	(582)	-	*Beginning balance*
Pemulihan (penyisihan) selama tahun berjalan (Catatan 38)	513	(582)	*Reversal (provision) during the year (Note 38)*
Saldo akhir	(69)	(582)	*Ending balance*

Manajemen berpendapat bahwa cadangan kerugian penurunan nilai cukup untuk menutup kemungkinan kerugian akibat penurunan nilai atas penempatan pada Bank Indonesia dan bank-bank lain pada tanggal 31 Desember 2025 dan 2024.

Management believes that allowance for impairment losses was adequate to cover impairment losses for placement with Bank Indonesia and other banks as of 31 December 2025 and 2024.

8. EFEK-EFEK / *8. SECURITIES*

a. Berdasarkan jenis mata uang dan penerbit / ***a. By currency and issuer***

	31 Desember/*December* 2025			
	Nilai nominal/ *Nominal value*	Keuntungan (kerugian) yang belum direalisasi/ *Unrealized gains (losses)*	Premium (diskonto) yang belum diamortisasi/ *Unamortized premium (discount)*	Nilai tercatat/ *Carrying amount*
Rupiah				
Diukur pada nilai wajar melalui laba rugi/ *Measured at fair value through profit or loss*				
Obligasi pemerintah/*Government bonds*	1,293,545	(22,275)	-	1,271,270
Surat Berharga Syariah Negara/*Sovereign Sharia Securities*	112,848	1,696	-	114,544
	1,406,393	(20,579)	-	1,385,814
Diukur pada nilai wajar melalui penghasilan komprehensif lain/ *Measured at fair value through other comprehensive income*				
Obligasi pemerintah/*Government bonds*	13,937,477	57,663	(47,557)	13,947,583
Reksa dana syariah/*Sharia mutual funds*	295,000	392	-	295,392
	14,232,477	58,055	(47,557)	14,242,975
Diukur pada biaya perolehan diamortisasi/ *Measured at amortized cost*				
Wesel ekspor/*Export bills*	203,246	-	(2,558)	200,688
	203,246	-	(2,558)	200,688
Diukur pada biaya perolehan/ *Measured at acquisition cost*				
Surat Berharga Syariah Negara/*Sovereign Sharia Securities*	6,716,514	-	56,526	6,773,040
Sukuk Bank Indonesia/*Bank Indonesia sukuk*	1,397,152	-	-	1,397,152
Reksa dana syariah/*Sharia mutual funds*	651,000	-	-	651,000
Sertifikat Investasi Mudharabah Antarbank (SIMA)/*Certificate of Interbank Mudharabah Investment (SIMA)*	465,000	-	-	465,000
Sukuk korporasi/*Corporate sukuk*	307,000	-	15	307,015
	9,536,666	-	56,541	9,593,207
	25,378,782	37,476	6,426	25,422,684
Mata uang asing/*Foreign currency*				
Diukur pada nilai wajar melalui laba rugi/ *Measured at fair value through profit or loss*				
Obligasi pemerintah/*Government bonds*	41,138	391	-	41,529
Diukur pada biaya perolehan diamortisasi/ *Measured at amortized cost*				
Wesel ekspor/*Export bills*	222,652	-	(2,349)	220,303
	263,790	391	(2,349)	261,832
Jumlah/*Total*				25,684,516
Pendapatan bunga/marjin yang masih akan diterima/*Accrued interest/margin income*				250,428
Cadangan kerugian penurunan nilai/*Allowance for impairment losses*				(71)
Jumlah/*Total*				25,934,873

8. EFEK-EFEK (lanjutan)

a. Berdasarkan jenis mata uang dan penerbit (lanjutan)

8. SECURITIES (continued)

***a. By currency and issuer** (continued)*

	31 Desember/*December* 2024			
	Nilai nominal/ ***Nominal value***	**Keuntungan (kerugian) yang belum direalisasi/** ***Unrealized gains (losses)***	**Premium (diskonto) yang belum diamortisasi/** ***Unamortized premium (discount)***	**Nilai tercatat/** ***Carrying amount***
Rupiah				
Diukur pada nilai wajar melalui laba rugi/ *Measured at fair value through profit or loss*				
Obligasi pemerintah/*Government bonds*	1,096,231	(35,665)	-	1,060,566
Surat Berharga Syariah Negara/*Sovereign Sharia Securities*	225,000	(1,835)	-	223,165
	1,321,231	(37,500)	-	1,283,731
Diukur pada nilai wajar melalui penghasilan komprehensif lain/ *Measured at fair value through other comprehensive income*				
Obligasi pemerintah/*Government bonds*	16,971,900	15,972	(355,928)	16,631,944
Reksa dana syariah/*Sharia mutual funds*	295,000	430	-	295,430
Obligasi korporasi/*Corporate bonds*	100,000	(87)	-	99,913
	17,366,900	16,315	(355,928)	17,027,287
Diukur pada biaya perolehan diamortisasi/ *Measured at amortized cost*				
Wesel ekspor/*Export bills*	164,192	-	(2,322)	161,870
	164,192	-	(2,322)	161,870
Diukur pada biaya perolehan/ *Measured at acquisition cost*				
Surat Berharga Syariah Negara/*Sovereign Sharia Securities*	4,991,472	-	(28,314)	4,963,158
Sukuk Bank Indonesia/*Bank Indonesia sukuk*	2,413,521	-	-	2,413,521
Sertifikat Investasi Mudharabah Antarbank (SIMA)/*Certificate of Interbank Mudharabah Investment (SIMA)*	560,000	-	-	560,000
Reksa dana syariah/*Sharia mutual funds*	360,000	-	-	360,000
Sukuk korporasi/*Corporate sukuk*	257,000	-	32	257,032
	8,581,993	-	(28,282)	8,553,711
	27,434,316	(21,185)	(386,532)	27,026,599
Mata uang asing/*Foreign currency*				
Diukur pada nilai wajar melalui laba rugi/ *Measured at fair value through profit or loss*				
Obligasi pemerintah/*Government bonds*	24,577	(902)	-	23,675
Diukur pada biaya perolehan diamortisasi/ *Measured at amortized cost*				
Wesel ekspor/*Export bills*	940,416	-	(9,382)	931,034
	964,993	(902)	(9,382)	954,709
Jumlah/*Total*				27,981,308
Pendapatan bunga/marjin yang masih akan diterima/*Accrued interest/margin income*				193,642
Cadangan kerugian penurunan nilai/*Allowance for impairment losses*				(593)
Jumlah/*Total*				28,174,357

8. EFEK-EFEK (lanjutan)

a. Berdasarkan jenis mata uang dan penerbit (lanjutan)

Perubahan atas keuntungan yang belum direalisasi dari perubahan nilai wajar atas efek-efek yang diukur pada nilai wajar melalui penghasilan komprehensif lain selama tahun-tahun yang berakhir pada tanggal 31 Desember 2025 dan 2024 adalah sebagai berikut:

***8. SECURITIES** (continued)*

***a. By currency and issuer** (continued)*

The movement of unrealized gains from changes in fair value of securities measured at fair value through other comprehensive income during the years ended 31 December 2025 and 2024 were as follows:

	31 Desember/*December*		
	2025	**2024**	
Saldo awal, sebelum pajak penghasilan	16,341	3,778	*Beginning balance, before income tax*
Keuntungan yang belum direalisasi selama tahun berjalan - bersih	41,714	12,563	*Unrealized gains during the year - net*
Jumlah sebelum pajak penghasilan	58,055	16,341	*Total before income tax*
Efek pajak penghasilan	(12,773)	(3,595)	*Income tax effect*
	45,282	12,746	
Kepentingan non-pengendali	(91)	(100)	*Non-controlling interest*
Saldo akhir, bersih	**45,191**	**12,646**	***Ending balance, net***

b. Berdasarkan akad syariah

b. By sharia contract

Termasuk di dalam efek-efek adalah efek-efek dengan akad syariah:

Included in securities are securities under sharia contracts:

	31 Desember/*December*		
	2025	**2024**	
Ijarah	6,773,040	4,963,158	*Ijarah*
Musyarakah muntahiyah bittamlik	1,397,152	2,413,521	*Musyarakah muntahiyah bittamlik*
Wakalah	946,392	655,430	*Wakalah*
Mudharabah	772,015	817,032	*Mudharabah*
	9,888,599	8,849,141	
Pendapatan yang masih akan diterima	136,701	147,387	*Accrued income*
	10,025,300	**8,996,528**	

c. Berdasarkan hubungan dengan pihak lawan

c. By relationship with counterparties

	31 Desember/*December*		
	2025	**2024**	
Pihak ketiga	25,684,516	27,981,308	*Third parties*
Pendapatan bunga/marjin yang masih akan diterima	250,428	193,642	*Accrued interest/margin income*
Cadangan kerugian penurunan nilai	(71)	(593)	*Allowance for impairment losses*
	25,934,873	**28,174,357**	

8. EFEK-EFEK (lanjutan) / *8. SECURITIES (continued)*

d. Berdasarkan jangka waktu / *d. By time period*

	31 Desember/*December* 2025	31 Desember/*December* 2024	
Sampai dengan 1 bulan	656,875	874,123	*Up to 1 month*
Lebih dari 1 - 3 bulan	764,733	741,067	*More than 1 - 3 months*
Lebih dari 3 - 6 bulan	599,813	719,950	*More than 3 - 6 months*
Lebih dari 6 - 9 bulan	935,630	1,105,852	*More than 6 - 9 months*
Lebih dari 9 - 12 bulan	310,607	783,774	*More than 9 - 12 months*
Lebih dari 12 bulan	22,416,858	23,756,542	*More than 12 months*
	25,684,516	27,981,308	
Pendapatan bunga/marjin yang masih akan diterima	250,428	193,642	*Accrued interest/margin income*
Cadangan kerugian penurunan nilai	(71)	(593)	*Allowance for impairment losses*
	25,934,873	**28,174,357**	

e. Berdasarkan sisa periode sampai dengan tanggal jatuh tempo / *e. By remaining period of maturity date*

Informasi mengenai sisa periode sampai dengan tanggal jatuh tempo diungkapkan pada Catatan 45.

Information regarding remaining period to maturity date are disclosed in Note 45.

f. Tingkat suku bunga/marjin rata-rata per tahun / *f. Average interest rate/margin per annum*

	31 Desember/*December* 2025	31 Desember/*December* 2024	
Obligasi pemerintah	6.37%	6.63%	*Government bonds*
Obligasi korporasi	6.48%	6.45%	*Corporate bonds*
Surat Berharga Syariah Negara	6.11%	5.98%	*Sovereign Sharia Securities*
Sertifikat Investasi Mudharabah Antarbank (SIMA)	5.65%	6.32%	*Certificate of Interbank Mudharabah Investment (SIMA)*
Reksa dana syariah	5.90%	5.87%	*Sharia mutual funds*
Sukuk korporasi	6.74%	7.23%	*Corporate sukuk*
Sukuk Bank Indonesia	6.16%	6.54%	*Bank Indonesia sukuk*

g. Berdasarkan peringkat / *g. By rating*

Peringkat penerbit obligasi dan sukuk korporasi adalah sebagai berikut:

Rating of issuers of corporate bonds and sukuk was as follows:

	31 Desember/*December* 2025		
	Pemeringkat/ *Agencies*	**Peringkat/ *Rating***	**Nilai tercatat/ *Carrying amount***
Sukuk korporasi/Corporate sukuk			
PT Bank Syariah Indonesia Tbk	Pefindo	id AAA	307,015

	31 Desember/*December* 2024		
	Pemeringkat/ *Agencies*	**Peringkat/ *Rating***	**Nilai tercatat/ *Carrying amount***
Obligasi korporasi/*Corporate bonds*			
PT Sarana Multigriya Finansial (Persero)	Pefindo	id AAA	99,913
Sukuk korporasi/Corporate sukuk			
PT Bank Syariah Indonesia Tbk	Pefindo	id AAA	247,032
PT BPD Kalimantan Selatan Unit Usaha Syariah	Fitch	A idn	10,000

8. EFEK-EFEK (lanjutan)

g. Berdasarkan peringkat (lanjutan)

Pada 31 Desember 2025 dan 2024, peringkat atas seluruh efek yang diterbitkan oleh pemerintah Republik Indonesia adalah BBB berdasarkan pemeringkat *Fitch Ratings* Indonesia.

***8. SECURITIES** (continued)*

***g. By rating** (continued)*

As of 31 December 2025 and 2024, the rating of all securities issued by Republic of Indonesia was BBB based on Fitch Ratings Indonesia agency.

h. Cadangan kerugian penurunan nilai

Manajemen berpendapat bahwa cadangan kerugian yang dibentuk cukup untuk menutup kemungkinan kerugian akibat penurunan nilai atas efek-efek pada tanggal 31 Desember 2025 dan 2024.

Perubahan dalam cadangan kerugian penurunan nilai efek-efek adalah sebagai berikut:

h. Allowance for impairment losses

Management believes that the allowance for losses was adequate to cover impairment losses for securities as of 31 December 2025 and 2024.

The movement of the allowance for impairment losses for securities was as follows:

	31 Desember/*December*		
	2025	**2024**	
Saldo awal	(593)	(799)	*Beginning balance*
Pemulihan selama tahun berjalan (Catatan 38)	555	186	*Reversal during the year (Note 38)*
Lainnya	(33)	20	*Others*
Saldo akhir	(71)	(593)	*Ending balance*

i. Informasi penting lainnya sehubungan dengan efek-efek

Pada tanggal 31 Desember 2025 dan 2024, jumlah efek-efek yang digolongkan sebagai setara kas adalah masing-masing sebesar Rp 1.421.608 dan Rp 1.615.190.

i. Other significant information relating to securities

As of 31 December 2025 and 2024, total securities that were classified as cash equivalents amounted to Rp 1,421,608 and Rp 1,615,190, respectively.

9. EFEK-EFEK YANG DIBELI DENGAN JANJI DIJUAL KEMBALI (*REVERSE REPO*)

Efek-efek yang dibeli dengan janji dijual kembali (*reverse repo*) adalah dalam mata uang Rupiah dan ditempatkan pada Bank Indonesia.

a. Berdasarkan jenis

9. SECURITIES PURCHASED UNDER RESALE AGREEMENTS (REVERSE REPO)

Securities purchased under resale agreements (reverse repo) were denominated in Rupiah and were placed at Bank Indonesia.

a. By type

	31 Desember/*December* 2025					
	Rentang tanggal mulai/ *Range of starting date*[1)]	Rentang tanggal jatuh tempo/ *Range of maturity date*[2)]	Nilai pokok/ *Principal amount*	Pendapatan yang akan diterima *reverse repo*/ *Accrued income from reverse repo*	Nilai tercatat/ *Carrying amount*[3)]	Harga penjualan kembali/ *Reselling price*
Rupiah						
Obligasi/*Bonds* VR070	31 Desember/ *December* 2025	7 Januari/ *January* 2026	507,361	66	507,427	507,829
Obligasi/*Bonds* FR086	29-30 Desember/ *December* 2025	2-12 Januari/ *January* 2026	293,155	106	293,261	293,452
Obligasi/*Bonds* FR056	30 Desember/ *December* 2025	13 Januari/ *January* 2026	205,829	55	205,884	206,216
Obligasi/*Bonds* FR090	22-30 Desember/ *December* 2025	5-13 Januari/ *January* 2026	192,379	154	192,533	192,740
Obligasi/*Bonds* FR071	24 Desember/ *December* 2025	7 Januari/ *January* 2026	107,891	116	108,007	108,093
Obligasi/*Bonds* FR073	19 Desember/ *December* 2025	2 Januari/ *January* 2026	106,638	185	106,823	106,837
Obligasi/*Bonds* BI646	30 Desember/ *December* 2025	13 Januari/ *January* 2026	96,545	26	96,571	96,726
Obligasi/*Bonds* FR101	24 Desember/ *December* 2025	7 Januari/ *January* 2026	50,349	54	50,403	50,443
Obligasi/*Bonds* FR059	23 Desember/ *December* 2025	6 Januari/ *January* 2026	49,191	59	49,250	49,283
Obligasi/*Bonds* FR064	18-31 Desember/ *December* 2025	5-14 Januari/ *January* 2026	48,846	47	48,893	48,943
Obligasi/*Bonds* FR080	31 Desember/ *December* 2025	14 Januari/ *January* 2026	25,642	3	25,645	25,691
Jumlah/*Total*			1,683,826	871	1,684,697	1,686,253

	31 Desember/*December* 2024					
	Rentang tanggal mulai/ *Range of starting date*[1)]	Rentang tanggal jatuh tempo/ *Range of maturity date*[2)]	Nilai pokok/ *Principal amount*	Pendapatan yang akan diterima *reverse repo*/ *Accrued income from reverse repo*	Nilai tercatat/ *Carrying amount*[3)]	Harga penjualan kembali/ *Reselling price*
Rupiah						
Obligasi/*Bonds* FR090	24-31 Desember/ *December* 2024	7-14 Januari/ *January* 2025	276,424	314	276,738	277,116
Obligasi/*Bonds* FR086	23 Desember/ *December* 2024	6 Januari/ *January* 2025	94,206	152	94,358	94,442
Obligasi/*Bonds* FR078	19-30 Desember/ *December* 2024	2-13 Januari/ *January* 2025	30,182	50	30,232	30,259
Obligasi/*Bonds* FR056	23 Desember/ *December* 2024	6 Januari/ *January* 2025	19,916	32	19,948	19,966
Obligasi/*Bonds* FR081	27 Desember/ *December* 2024	10 Januari/ *January* 2025	19,612	18	19,630	19,661
Obligasi/*Bonds* FR091	31 Desember/ *December* 2024	14 Januari/ *January* 2025	18,053	3	18,056	18,098
Obligasi/*Bonds* FR084	18 Desember/ *December* 2024	2 Januari/ *January* 2025	9,795	25	9,820	9,822
Jumlah/*Total*			468,188	594	468,782	469,364

1) Tanggal dimulai merupakan tanggal yang sama dengan tanggal pembelian efek.
2) Tanggal jatuh tempo merupakan tanggal yang sama dengan tanggal penjualan kembali efek.
3) Nilai tercatat merupakan harga pembelian efek ditambah dengan pendapatan bunga yang sudah diakui.

1) Start date is the same as the securities purchase date.
2) Maturity date is the same as the securites resale date.
3) Carrying amount is securities purchase price added with interest income recognised.

9. EFEK-EFEK YANG DIBELI DENGAN JANJI DIJUAL KEMBALI (*REVERSE REPO*) (lanjutan)

b. Berdasarkan periode jatuh tempo

Efek-efek yang dibeli dengan janji dijual kembali akan diselesaikan dalam waktu tidak lebih dari 12 bulan setelah tanggal laporan posisi keuangan konsolidasian.

c. Tingkat suku bunga rata-rata per tahun

Tingkat suku bunga rata-rata per tahun atas efek-efek yang dibeli dengan janji dijual kembali (*reverse repo*) untuk tahun-tahun yang berakhir pada 31 Desember 2025 dan 2024 berkisar di antara 4,35% - 4,87% dan 6,45% - 6,50%.

d. Cadangan kerugian penurunan nilai

Kolektibilitas efek-efek yang dibeli dengan janji dijual kembali (*reverse repo*) berdasarkan peraturan OJK yang berlaku diungkapkan pada Catatan 49.

Pada tanggal 31 Desember 2025 dan 2024, tidak terdapat efek-efek yang dibeli dengan janji dijual kembali yang mengalami penurunan nilai.

Manajemen berpendapat bahwa tidak diperlukan adanya cadangan penurunan nilai pada efek-efek yang dibeli dengan janji dijual kembali.

9. SECURITIES PURCHASED UNDER RESALE AGREEMENTS (REVERSE REPO) (continued)

b. By maturity period

Securities purchased under resale agreements will be settled no more than 12 months after the date of the consolidated financial positions.

c. Average interest rate per annum

The average interest rate per annum of securities purchased under resale agreements (reverse repo) for the years ended 31 December 2025 and 2024 is between 4.35% - 4.87% and 6.45% - 6.50%.

d. Allowance for impairment losses

The collectability of all securities purchased under resale agreements (reverse repo) based on the prevailing OJK regulations was disclosed in Note 49.

As of 31 December 2025 and 2024, there were no impairment of securities purchased under resale agreements.

Management believes that no allowance for impairment losses is necessary on securities purchased under resale agreements.

10. TAGIHAN DAN LIABILITAS DERIVATIF

a. Berdasarkan jenis dan hubungan dengan pihak lawan

10. DERIVATIVE RECEIVABLES AND PAYABLES

a. By type and relationship with counterparties

Instrumen/*Instruments*	31 Desember/December 2025				
	Nilai kontrak/nosional/ *Contract/notional amount*	Nilai wajar/*Fair value*			
		Tagihan derivatif/ *Derivative receivables*		Liabilitas derivatif/ *Derivative payables*	
		Pihak berelasi/ *Related parties*	Pihak ketiga/ *Third parties*	Pihak berelasi/ *Related parties*	Pihak ketiga/ *Third parties*
Kontrak tunai mata uang asing/*Foreign currency spot*	4,242,423	1,577	3,254	425	9,145
Kontrak berjangka mata uang asing/*Foreign currency forward*	7,776,182	586	58,304	3,816	10,623
Swap mata uang asing/ *Foreign currency swap*	31,079,808	6,430	107,434	20,071	132,461
Cross currency swap	46,324,711	1,124	880,838	1,644	723,038
Swap suku bunga/*Interest rate swap*	11,768,881	212,760	8,565	8,592	203,845
	101,192,005	222,477	1,058,395	34,548	1,079,112

10. TAGIHAN DAN LIABILITAS DERIVATIF (lanjutan)

10. DERIVATIVE RECEIVABLES AND PAYABLES (continued)

a. Berdasarkan jenis dan hubungan dengan pihak lawan (lanjutan)

a. By type and relationship with counterparties (continued)

Instrumen/*Instruments*	Nilai kontrak/nosional/ *Contract/notional amount*	31 Desember/December 2024 — Nilai wajar/*Fair value* — Tagihan derivatif/ *Derivative receivables* — Pihak berelasi/ *Related parties*	Tagihan derivatif/ *Derivative receivables* — Pihak ketiga/ *Third parties*	Liabilitas derivatif/ *Derivative payables* — Pihak berelasi/ *Related parties*	Liabilitas derivatif/ *Derivative payables* — Pihak ketiga/ *Third parties*
Kontrak tunai mata uang asing/*Foreign currency spot*	2,272,478	1,974	2,519	-	5,379
Kontrak berjangka mata uang asing/*Foreign currency forward*	5,870,994	4,025	35,510	1,948	42,922
Swap mata uang asing/ *Foreign currency swap*	33,979,771	-	221,191	9,195	191,422
Cross currency swap	42,908,763	-	1,113,660	10,112	950,405
Swap suku bunga/*Interest rate swap*	8,248,512	369,246	-	18	347,440
	93,280,518	375,245	1,372,880	21,273	1,537,568

Bank menyediakan produk derivatif untuk nasabahnya seperti kontrak pembelian atau penjualan berjangka mata uang asing, perjanjian swap mata uang asing dan perjanjian *swap/cap* tingkat suku bunga yang memungkinkan nasabahnya untuk memindahkan, memodifikasi atau mengurangi risiko atas kurs nilai tukar dan/atau risiko tingkat suku bunga. Sebagai bagian dari kebijakan manajemen risiko, Bank melindungi sebagian besar transaksi derivatif dengan nasabahnya dengan membuat transaksi derivatif timbal balik dengan jumlah dan waktu jatuh tempo yang sama dengan perusahaan afiliasi di luar negeri dan bank lain. Bank juga menggunakan instrumen derivatif sebagai sarana sehubungan dengan kegiatan manajemen risiko. Derivatif digunakan oleh Bank terutama untuk mengatasi risiko kurs nilai tukar atas aset dan liabilitas dalam mata uang asing, dan untuk mengatasi risiko tingkat suku bunga yang berhubungan dengan aset dan liabilitas tertentu di dalam laporan posisi keuangan konsolidasian.

The Bank provides derivative products to its customers such as forward exchange contracts, cross-currency swap agreements and interest rate swap/cap agreements to enable its customers to transfer, modify or reduce their foreign exchange and/or interest rate risks. As part of its risk management policy, the Bank covers most of these derivative contracts with customers with back-to-back derivative contracts with the same notional amount and maturity with its foreign affiliates and other banks. Also, the Bank uses derivative instruments as an end-user in connection with its risk management activities. Derivatives are used by the Bank mainly to manage foreign exchange risk on its foreign currency denominated assets and liabilities and to manage interest rate risk relating to specific groups of assets and liabilities in the consolidated statement of financial position.

b. Lindung nilai arus kas

Entitas anak mengadakan kontrak *cross currency swap* dengan tujuan lindung nilai atas risiko variabilitas pada arus kas yang ditimbulkan oleh kurs mata uang asing dan tingkat suku bunga atas pinjaman yang diterima dalam mata uang asing dengan tingkat suku bunga mengambang.

b. Cash flow hedge

The Subsidiaries entered into cross currency swap contracts to hedge the risks of variability in cash flows arising from foreign exchange rates and interest rates on its borrowings denominated in foreign currencies which bear floating interest rates.

10. TAGIHAN DAN LIABILITAS DERIVATIF (lanjutan)

b. Lindung nilai arus kas (lanjutan)

Perubahan penghasilan komprehensif lain berkaitan dengan lindung nilai arus kas berdasarkan kategori risiko adalah sebagai berikut:

***10. DERIVATIVE RECEIVABLES AND PAYABLES** (continued)*

***b. Cash flow hedge** (continued)*

Movement of other comprehensive income related with cash flow hedges based on risk category was as follows:

	31 Desember/*December*		
	2025	**2024**	
Saldo awal	24,145	-	*Beginning balance*
Tambahan atas akuisisi	-	(459)	*Addition due to acquisition*
Lindung nilai arus kas			***Cash flow hedge***
Bagian efektif dari perubahan nilai wajar			*Effective portion of changes in fair value*
Cross currency and interest rate swap USD	(210,579)	51,376	*Cross currency and interest rate swap USD*
Cross currency and interest rate swap JPY	(63,734)	3,322	*Cross currency and interest rate swap JPY*
Jumlah yang ditransfer ke laba rugi			*Net amount reclassified to profit or loss*
Cross currency and interest rate swap USD	(94,068)	(60,126)	*Cross currency and interest rate swap USD*
Cross currency and interest rate swap JPY	(21,661)	30,032	*Cross currency and interest rate swap JPY*
Aset pajak tangguhan	57,123	(8,627)	*Others*
Kepentingan non-pengendali	114,025	(6,252)	*Non-controlling interest*
Saldo akhir	(194,749)	9,266	*Ending balance*

Perubahan keuntungan/(kerugian) kumulatif atas instrumen derivatif untuk lindung nilai arus kas yang merupakan bagian efektif dari akumulasi perubahan bersih nilai wajar instrumen lindung nilai arus kas yang terkait dengan transaksi lindung nilai yang belum mempengaruhi laba rugi pada tanggal 31 Desember 2025 dan 2024 adalah sebagai berikut:

The movement of the cumulative gains/(losses) on derivative instruments for cash flows hedges which was the effective portion of the cumulative net change in the fair value of cash flows hedging instruments related to hedged transactions that have not yet affected the profit or loss as at 31 December 2025 and 2024 was as follows:

	31 Desember/*December*		
	2025	**2024**	
Saldo awal – sebelum pajak tangguhan	24,145	-	*Beginning balance – before deferred income tax*
Tambahan atas akuisisi	-	(459)	*Addition due to acquisition*
Bagian efektif dari perubahan nilai wajar	(274,313)	54,698	*Effective portion of changes in fair value*
Jumlah yang ditransfer ke laba rugi	(115,729)	(30,094)	*Amounts reclassified to profit or loss*
Jumlah – sebelum pajak tangguhan	(365,897)	24,145	*Total – before deferred income tax*
Aset pajak tangguhan	57,123	(8,627)	*Deferred tax assets*
Kepentingan non-pengendali	114,025	(6,252)	*Non-controlling interest*
Saldo akhir	(194,749)	9,266	*Ending balance*

c. Berdasarkan kolektibilitas

Informasi mengenai kolektibilitas tagihan derivatif sesuai peraturan OJK diungkapkan pada Catatan 49.

c. By collectability

Information regarding collectability of derivative receivables in accordance with OJK regulations was disclosed in Note 49.

d. Berdasarkan sisa periode sampai dengan tanggal jatuh tempo

Informasi mengenai sisa periode sampai dengan tanggal jatuh tempo diungkapkan pada Catatan 45.

d. By remaining period to maturity date

Information regarding remaining period to maturity date was disclosed in Note 45.

11. TAGIHAN DAN LIABILITAS AKSEPTASI / *11. ACCEPTANCE RECEIVABLES AND PAYABLES*

Tagihan akseptasi / *Acceptance receivables*

Semua tagihan akseptasi adalah transaksi dengan pihak ketiga.

All acceptance receivables transactions were with third parties.

a. Berdasarkan mata uang / ***a. By currency***

	31 Desember/*December* 2025	2024	
Rupiah	1,892,282	1,971,799	*Rupiah*
Mata uang asing	1,901,176	1,362,820	*Foreign currencies*
	3,793,458	3,334,619	
Dikurangi: Cadangan kerugian penurunan nilai	(1,272)	(17,078)	*Less: Allowance for impairment losses*
	3,792,186	3,317,541	

b. Berdasarkan jangka waktu / ***b. By time period***

	31 Desember/*December* 2025	2024	
Rupiah			***Rupiah***
Hingga 1 bulan	8,373	-	*Up to 1 month*
Lebih dari 1 - 3 bulan	59,386	46,279	*More than 1 - 3 months*
Lebih dari 3 - 6 bulan	215,369	442,170	*More than 3 - 6 months*
Lebih dari 6 bulan	1,609,154	1,483,350	*More than 6 months*
	1,892,282	1,971,799	
Mata uang asing			***Foreign currencies***
Hingga 1 bulan	532,000	426	*Up to 1 month*
Lebih dari 1 - 3 bulan	249,750	292,289	*More than 1 - 3 months*
Lebih dari 3 - 6 bulan	1,107,500	819,902	*More than 3 - 6 months*
Lebih dari 6 bulan	11,926	250,203	*More than 6 months*
	1,901,176	1,362,820	
Dikurangi: Cadangan kerugian penurunan nilai	(1,272)	(17,078)	*Less: Allowance for impairment losses*
	3,792,186	3,317,541	

11. TAGIHAN DAN LIABILITAS AKSEPTASI (lanjutan)

11. ACCEPTANCE RECEIVABLES AND PAYABLES (continued)

c. Berdasarkan kolektibilitas

Informasi mengenai kolektibilitas tagihan akseptasi sesuai peraturan OJK diungkapkan pada Catatan 49.

c. By collectability

Information regarding collectability of acceptance receivables in accordance with OJK regulations was disclosed in Note 49.

d. Cadangan kerugian penurunan nilai

Perubahan dalam cadangan kerugian penurunan nilai tagihan akseptasi adalah sebagai berikut:

d. Allowance for impairment losses

The movement of the allowance for impairment losses for acceptance receivables was as follows:

	31 Desember/*December*		
	2025	2024	
Saldo awal	(17,078)	(8,637)	*Beginning balance*
Pemulihan (penyisihan) selama tahun berjalan (Catatan 38)	16,142	(7,252)	*Reversal (provision) during the year (Note 38)*
Lainnya	(336)	(1,189)	*Others*
Saldo akhir	(1,272)	(17,078)	*Ending balance*

Manajemen berpendapat bahwa cadangan yang dibentuk cukup untuk menutup kemungkinan kerugian akibat penurunan nilai tagihan akseptasi pada tanggal 31 Desember 2025 dan 2024.

Management believes that the allowance for losses was adequate to cover impairment losses on acceptance receivables as of 31 December 2025 and 2024.

Liabilitas akseptasi / ***Acceptance payables***

a. Berdasarkan hubungan dengan pihak lawan dan mata uang

a. By relationship with counterparties and currency

	31 Desember/*December*		
	2025	2024	
Rupiah			***Rupiah***
- Pihak ketiga	1,882,444	1,917,316	*Third parties -*
Mata uang asing			***Foreign currencies***
- Pihak ketiga	711,080	1,081,507	*Third parties -*
- Pihak berelasi	621,016	163,558	*Related parties -*
	1,332,096	1,245,065	
	3,214,540	3,162,381	

11. TAGIHAN DAN LIABILITAS AKSEPTASI (lanjutan)

11. ACCEPTANCE RECEIVABLES AND PAYABLES (continued)

Liabilitas akseptasi (lanjutan)

***Acceptance payables** (continued)*

b. Berdasarkan jangka waktu

b. By time period

	31 Desember/*December*		
	2025	2024	
Rupiah			***Rupiah***
Hingga 1 bulan	8,373	-	*Up to 1 month*
Lebih dari 1 - 3 bulan	59,386	5,793	*More than 1 - 3 months*
Lebih dari 3 - 6 bulan	205,531	428,171	*More than 3 - 6 months*
Lebih dari 6 bulan	1,609,154	1,483,352	*More than 6 months*
	1,882,444	1,917,316	
Mata uang asing			***Foreign currencies***
Hingga 1 bulan	532,000	426	*Up to 1 month*
Lebih dari 1 - 3 bulan	249,750	292,289	*More than 1 - 3 months*
Lebih dari 3 - 6 bulan	538,420	702,147	*More than 3 - 6 months*
Lebih dari 6 bulan	11,926	250,203	*More than 6 months*
	1,332,096	1,245,065	
	3,214,540	3,162,381	

c. Berdasarkan sisa periode sampai dengan tanggal jatuh tempo

Informasi mengenai sisa periode sampai dengan tanggal jatuh tempo diungkapkan pada Catatan 45.

c. By remaining period to maturity date

Information regarding remaining period to maturity date was disclosed in Note 45.

12. PINJAMAN YANG DIBERIKAN DAN PEMBIAYAAN/ PIUTANG SYARIAH

12. LOANS AND SHARIA FINANCING/ RECEIVABLES

	31 Desember/*December*		
	2025	2024	
Pinjaman yang diberikan:			*Loans:*
Pihak ketiga			*Third parties*
- Rupiah	96,749,310	97,506,134	*Rupiah -*
- Dolar Amerika Serikat	45,692,773	41,247,844	*United States Dollar -*
- Yuan China	1,199,890	-	*China Yuan -*
- Yen Jepang	415,027	454,642	*Japanese Yen -*
- Dolar Australia	156,570	134,080	*Australian Dollar -*
- Euro Eropa	13,189	19,761	*European Euro -*
Pihak berelasi			*Related parties*
- Dolar Amerika Serikat	335,473	288,732	*United States Dollar -*
- Rupiah	95,852	149,043	*Rupiah -*
Pembiayaan/piutang syariah:			*Sharia financing/receivables:*
Pihak ketiga			*Third parties*
- Rupiah	10,352,755	10,171,759	*Rupiah -*
Pendapatan bunga/marjin yang masih akan diterima			*Accrued interest/margin income*
- Rupiah	573,120	576,130	*Rupiah -*
- Dolar Amerika Serikat	236,977	184,517	*United States Dollar -*
- Yuan China	3,913	-	*China Yuan -*
- Dolar Australia	228	1,455	*Australian Dollar -*
- Yen Jepang	144	230	*Japanese Yen -*
- Euro Eropa	2	3	*European Euro -*
Dikurangi: Cadangan kerugian penurunan nilai	(3,515,530)	(3,922,680)	*Less: Allowance for impairment losses*
	152,309,693	146,811,650	

12. PINJAMAN YANG DIBERIKAN DAN PEMBIAYAAN/PIUTANG SYARIAH (lanjutan) / *LOANS AND SHARIA FINANCING/ RECEIVABLES (continued)*

a. Berdasarkan jenis dan mata uang / *Based on type and currency*

	31 Desember/*December*		
	2025	2024	
Rupiah			***Rupiah***
Korporasi	52,051,379	49,143,810	*Corporates*
Pensiunan	19,804,827	21,552,769	*Pensioners*
Usaha Kecil Menengah	13,739,477	15,574,369	*Small Medium Enterprises*
Pembiayaan/piutang syariah	10,352,755	10,171,759	*Sharia financing/Receivables*
Kredit kendaraan bermotor	4,618,978	4,366,360	*Motor vehicle loans*
Umum	3,892,782	3,752,947	*General purpose*
Usaha Mikro Kecil	1,581,940	1,686,432	*Micro business*
Keperluan rumah tangga	767,652	1,087,323	*Household goods*
Pegawai instansi lain	267,117	380,789	*Other institutions' Employees*
Karyawan	121,010	110,378	*Employee loans*
	107,197,917	107,826,936	
Mata uang asing			***Foreign Currencies***
Korporasi	47,812,922	42,145,059	*Corporates*
	155,010,839	149,971,995	
Pendapatan bunga/ marjin yang masih akan diterima	814,384	762,335	*Accrued interest/ margin income*
Dikurangi: Cadangan kerugian penurunan nilai	(3,515,530)	(3,922,680)	*Less: Allowance for impairment losses*
	152,309,693	146,811,650	

Pembiayaan/piutang syariah terdiri atas piutang murabahah, pembiayaan musyarakah, pembiayaan mudharabah dan pinjaman qardh masing-masing sebesar Rp 9.189.373, Rp 963.285, Rp 200.000 dan Rp 97 pada tanggal 31 Desember 2025 dan masing-masing sebesar Rp 9.641.128, Rp 530.567, Rp nihil dan Rp 64 pada tanggal 31 Desember 2024.

Sharia financing/receivables consists of murabahah receivables, musyarakah financing, mudharabah financing and funds of qardh amounted to Rp 9,189,372, Rp 963,286, Rp 200,000 and Rp 97, respectively, as of 31 December 2025 and Rp 9,641,128, Rp 530,567, Rp nil and Rp 64, respectively, as of 31 December 2024.

Rasio pinjaman yang diberikan kepada Usaha Mikro, Kecil dan Menengah ("UMKM") terhadap jumlah pinjaman yang diberikan pada tanggal 31 Desember 2025 dan 2024 diungkapkan pada Catatan 49.

Ratios of loans extended to Micro, Small and Medium Enterprises ("UMKM") to total loans as of 31 December 2025 and 2024 was disclosed in Note 49.

Informasi mengenai kolektibilitas pinjaman yang diberikan dan pembiayaan/piutang syariah sesuai dengan peraturan OJK diungkapkan pada Catatan 49.

Information regarding collectability of loans and sharia financing/receivables in accordance with OJK regulation was disclosed in Note 49.

12. PINJAMAN YANG DIBERIKAN DAN PEMBIAYAAN/PIUTANG SYARIAH (lanjutan) / *LOANS AND SHARIA FINANCING/ RECEIVABLES (continued)*

b. Berdasarkan sektor ekonomi / *b. By economic sector*

	31 Desember/*December* 2025	2024	
Rupiah			***Rupiah***
Rumah tangga	27,349,925	29,136,625	*Household*
Perindustrian	23,491,317	20,659,092	*Manufacturing*
Perdagangan	20,624,168	21,277,866	*Trading*
Jasa lainnya	18,618,045	17,882,767	*Other services*
Transportasi & komunikasi	6,647,944	8,635,866	*Transportation & communication*
Konstruksi	5,119,867	5,136,862	*Construction*
Pertanian	3,820,379	3,811,880	*Agriculture*
Jasa akomodasi	316,644	189,672	*Accomodation services*
Pertambangan	97,070	137,846	*Mining*
Lainnya	1,112,558	958,460	*Others*
	107,197,917	107,826,936	
Mata uang asing			***Foreign Currencies***
Perindustrian	17,653,144	9,877,160	*Manufacturing*
Jasa lainnya	12,694,023	13,323,689	*Other services*
Transportasi & komunikasi	6,711,967	6,951,779	*Transportation & communication*
Perdagangan	2,863,646	2,039,278	*Trading*
Pertanian	2,567,385	2,182,511	*Agriculture*
Pertambangan	1,317,792	2,266,507	*Mining*
Konstruksi	169,420	254,427	*Construction*
Lainnya	3,835,545	5,249,708	*Others*
	47,812,922	42,145,059	
Pendapatan bunga/marjin yang masih akan diterima	814,384	762,335	*Accrued interest/margin income*
Dikurangi: Cadangan kerugian penurunan nilai	(3,515,530)	(3,922,680)	*Less: Allowance for impairment losses*
	152,309,693	146,811,650	

c. Berdasarkan jangka waktu / *c. By time period*

	31 Desember/*December* 2025	2024	
Hingga 1 tahun	72,130,117	63,458,562	*Up to 1 year*
Lebih dari 1 - 2 tahun	10,302,096	8,952,282	*More than 1 - 2 years*
Lebih dari 2 - 3 tahun	6,609,508	9,610,984	*More than 2 - 3 years*
Lebih dari 3 - 4 tahun	10,800,134	9,816,427	*More than 3 - 4 years*
Lebih dari 4 - 5 tahun	20,703,112	21,610,598	*More than 4 - 5 years*
Lebih dari 5 tahun	34,465,872	36,523,142	*More than 5 years*
	155,010,839	149,971,995	
Pendapatan bunga/marjin yang masih akan diterima	814,384	762,335	*Accrued interest/margin income*
Dikurangi: Cadangan kerugian penurunan nilai	(3,515,530)	(3,922,680)	*Less: Allowance for impairment losses*
	152,309,693	146,811,650	

12. PINJAMAN YANG DIBERIKAN DAN PEMBIAYAAN/PIUTANG SYARIAH (lanjutan)

12. LOANS AND SHARIA FINANCING/ RECEIVABLES *(continued)*

d. Berdasarkan sisa periode sampai dengan tanggal jatuh tempo

d. By remaining period to maturity date

Informasi mengenai sisa periode sampai dengan tanggal jatuh tempo diungkapkan pada Catatan 45.

Information regarding remaining period to maturity date was disclosed in Note 45.

e. Berdasarkan hubungan dengan pihak lawan/debitur

e. By relationship with counterparties/debtors

	31 Desember/*December*		
	2025	**2024**	
Pihak ketiga	154,579,514	149,534,220	*Third parties*
Pihak berelasi	431,325	437,775	*Related parties*
	155,010,839	149,971,995	
Pendapatan bunga/marjin yang masih akan diterima	814,384	762,335	*Accrued interest/margin income*
Cadangan kerugian penurunan nilai	(3,515,530)	(3,922,680)	*Allowance for impairment losses*
	152,309,693	146,811,650	

f. Tingkat suku bunga/marjin rata-rata per tahun

f. Average interest/margin rate per annum

	31 Desember/*December*		
	2025	**2024**	
Tingkat suku bunga rata-rata per tahun:			*Average interest rate per annum:*
Rupiah	9.47%	9.82%	*Rupiah*
Mata uang asing	5.17%	6.26%	*Foreign currencies*

	31 Desember/*December*		
	2025	**2024**	
Tingkat marjin rata-rata per tahun:			*Average margin rate per annum:*
Piutang murabahah	25% - 30%	25%-30%	*Murabahah receivables*
Tingkat imbal hasil per tahun:			*Rate of return per annum:*
Pembiayaan mudharabah	4.80%	-	*Mudharabah financing*
Pembiayaan musyarakah	4.90% - 6.50%	6.20%-11.00%	*Musyarakah financing*

12. PINJAMAN YANG DIBERIKAN DAN PEMBIAYAAN/PIUTANG SYARIAH (lanjutan)

12. *LOANS AND SHARIA FINANCING/ RECEIVABLES (continued)*

g. Cadangan kerugian penurunan nilai

g. *Allowance for impairment losses*

Perubahan cadangan kerugian penurunan nilai pinjaman yang diberikan dan pembiayaan/ piutang syariah adalah sebagai berikut:

The movement of the allowance for impairment losses for loans and sharia financing/receivables was as follows:

	31 Desember/*December*		
	2025	**2024**	
Saldo awal	(3,922,680)	(4,618,047)	*Beginning balance*
Penyisihan selama tahun berjalan (Catatan 38)	(2,940,846)	(2,450,103)	*Provision during the year (Note 38)*
Penerimaan kembali pinjaman yang telah dihapusbukukan	(123,316)	(58,150)	*Recoveries from loans written-off*
Penghapusbukuan	3,212,573	2,413,271	*Write-off*
Kerugian modifikasi	219,074	774,532	*Modification loss*
Lain-lain	39,665	15,817	*Others*
Saldo akhir	(3,515,530)	(3,922,680)	*Ending balance*

Perubahan cadangan kerugian penurunan nilai pinjaman yang diberikan Bank berdasarkan Tahap (*Stage*) adalah sebagai berikut:

The movement of the Bank's allowance for impairment losses for loans based on Stages was as follows:

	Tahun berakhir 31 Desember 2025/ *Year ended 31 December 2025*				
	Tahap 1/ *Stage 1*	**Tahap 2/ *Stage 2***	**Tahap 3/ *Stage 3***	**Jumlah/ *Total***	
Saldo awal	**(666,981)**	**(281,217)**	**(2,050,208)**	**(2,998,406)**	***Beginning balance***
Transfer ke Tahap 1	(277,240)	213,187	64,053	-	*Transfer to Stage 1*
Transfer ke Tahap 2	521,634	(553,662)	32,028	-	*Transfer to Stage 2*
Transfer ke Tahap 3	672	950,643	(951,315)	-	*Transfer to Stage 3*
Perubahan bersih pada eksposur dan pengukuran kembali	94,519	(602,908)	(1,461,085)	(1,969,474)	*Net change in exposures and remeasurements*
Pinjaman yang baru diperoleh	(463,853)	(40,103)	(51,554)	(555,510)	*New originated loans*
Pinjaman yang telah dilunasi	213,717	118,443	37,794	369,954	*Loans which have been repaid*
Perubahan parameter model	16,298	168	24,013	40,479	*Changes in model parameter*
Penerimaan kembali pinjaman yang telah dihapusbukukan	-	-	(115,374)	(115,374)	*Recoveries from loans written-off*
Penghapusbukuan selama tahun berjalan	-	-	2,335,535	2,335,535	*Write-off during the year*
Kredit modifikasian	-	-	219,074	219,074	*Modification loan*
Lain-lain*	-	-	39,665	39,665	*Others**
Saldo akhir - kerugian kredit ekspektasian Bank	**(561,234)**	**(195,449)**	**(1,877,374)**	**(2,634,057)**	***Ending balance – expected credit losses Bank***
Cadangan kerugian penurunan nilai – pembiayaan/piutang syariah				(881,473)	*Allowance for impairment losses – sharia financing/receivables*
Saldo akhir				**(3,515,530)**	***Ending balance***

*Lain-lain termasuk keuntungan/kerugian atas selisih kurs dan dampak amortisasi kredit modifikasian.

*Others include foreign exchange gain/loss and * unwinding amortization of modification loss.*

12. PINJAMAN YANG DIBERIKAN DAN PEMBIAYAAN/PIUTANG SYARIAH (lanjutan)

g. Cadangan kerugian penurunan nilai (lanjutan)

Perubahan cadangan kerugian penurunan nilai pinjaman yang diberikan Bank berdasarkan Tahap (*Stage*) adalah sebagai berikut: (lanjutan)

***12. LOANS AND SHARIA FINANCING/ RECEIVABLES** (continued)*

***g. Allowance for impairment losses** (continued)*

The movement of the Bank's allowance for impairment losses for loans based on Stages was as follows: (continued)

	Tahun berakhir 31 Desember 2024/ *Year ended 31 December 2024*				
	Tahap 1/ *Stage 1*	**Tahap 2/ *Stage 2***	**Tahap 3/ *Stage 3***	**Jumlah/ *Total***	
Saldo awal	**(631,482)**	**(168,947)**	**(2,603,702)**	**(3,404,131)**	***Beginning balance***
Transfer ke Tahap 1	(151,223)	122,358	28,865	-	*Transfer to Stage 1*
Transfer ke Tahap 2	449,084	(531,386)	82,302	-	*Transfer to Stage 2*
Transfer ke Tahap 3	9,090	631,056	(640,146)	-	*Transfer to Stage 3*
Perubahan bersih pada eksposur dan pengukuran kembali	85,271	(381,659)	(536,039)	(832,427)	*Net change in exposures and remeasurements*
Pinjaman yang baru diperoleh	(684,251)	(50,275)	(448,895)	(1,183,421)	*New originated loans*
Pinjaman yang telah dilunasi	240,735	99,521	622,425	962,681	*Loans which have been repaid*
Perubahan parameter model	15,795	(1,885)	(51,080)	(37,170)	*Changes in model parameter*
Penerimaan kembali pinjaman yang telah dihapusbukukan	-	-	(33,171)	(33,171)	*Recoveries from loans written-off*
Penghapusbukuan selama tahun berjalan	-	-	738,884	738,884	*Write-off during the year*
Kredit modifikasian			774,532	774,532	*Modification loan*
Lain-lain	-	-	15,817	15,817	*Others*
Saldo akhir - kerugian kredit ekspektasian Bank	**(666,981)**	**(281,217)**	**(2,050,208)**	**(2,998,406)**	***Ending balance – expected credit losses Bank***
Cadangan kerugian penurunan nilai – pembiayaan/piutang syariah				(924,274)	*Allowance for impairment losses – sharia financing/receivables*
Saldo akhir				**(3,922,680)**	***Ending balance***

Pergerakan cadangan kerugian penurunan nilai (CKPN) pinjaman yang diberikan Bank dari Rp 2.998.406 posisi 31 Desember 2024 menjadi Rp 2.634.057 posisi 31 Desember 2025 adalah sebagai dampak dari beberapa kejadian berikut ini:

- Pengurangan CKPN yang dibentuk pada segmen korporasi sebesar Rp 53.874.
- Pengurangan CKPN yang dibentuk pada segmen non-korporasi sebesar Rp 50.922.
- Terdapat modifikasi pinjaman (sesuai ikhtisar kebijakan akuntansi pada catatan 2.q) sebesar Rp 219.074 yang menyebabkan penurunan nilai CKPN dibandingkan tahun sebelumnya.
- Review tahunan model CKPN telah dilakukan di September 2025 yang menyebabkan pengurangan CKPN sebesar Rp 40.479.

Movement in the Bank's allowance for impairment losses (CKPN) for loans from Rp 2,998,406 as of 31 December 2024 to Rp 2,634,057 as of 31 December 2025 was due to the impact of following events:

- *Reversal of CKPN booked for corporate segment amounted to Rp 53,874.*
- *Reversal of CKPN booked for non-corporate segment amounted to Rp 50,922.*
- *There are loan modifications (according to the summary of accounting policies in the Notes 2.q) amounted Rp 219,074 which caused decrement in value of CKPN compared to the previous year.*
- *Annual model assessment was conducted in September 2025 which resulted in an reversal CKPN of Rp 40,479.*

12. PINJAMAN YANG DIBERIKAN DAN PEMBIAYAAN/PIUTANG SYARIAH (lanjutan)

g. Cadangan kerugian penurunan nilai (lanjutan)

Manajemen berpendapat bahwa cadangan yang dibentuk cukup untuk menutup kemungkinan kerugian akibat penurunan nilai pinjaman yang diberikan dan pembiayaan/piutang syariah pada tanggal 31 Desember 2025 dan 2024.

h. Pembiayaan bersama

Bank mengadakan perjanjian pembiayaan bersama dengan beberapa lembaga pembiayaan untuk membiayai kepemilikan kendaraan bermotor.

i. Batas Maksimum Pemberian Kredit ("BMPK")

Batas Maksimum Pemberian Kredit (BMPK) sesuai dengan peraturan yang telah ditetapkan OJK diungkapkan pada Catatan 49.

j. Pinjaman yang diberikan dan pembiayaan/ piutang syariah bermasalah

Pinjaman yang diberikan dan pembiayaan/ piutang syariah bermasalah sesuai dengan peraturan yang telah ditetapkan OJK diungkapkan pada Catatan 49.

Pinjaman yang diberikan dan pembiayaan/piutang syariah pada umumnya dijamin dengan agunan yang diikat dengan hipotik, hak tanggungan atau surat kuasa untuk menjual dan jaminan lainnya.

Pada tanggal 31 Desember 2025, pinjaman yang diberikan dan pembiayaan/piutang syariah yang dijamin dengan jaminan uang tunai adalah Rp 32.096.758 (31 Desember 2024: Rp 28.236.255).

***12. LOANS AND SHARIA FINANCING/ RECEIVABLES** (continued)*

***g. Allowance for impairment losses** (continued)*

Management believes that the allowance for losses was adequate to cover impairment losses on loans and sharia financing/ receivables as of 31 December 2025 and 2024.

h. Joint financing

The bank has entered into joint financing agreements with several multifinance companies for financing retail purchase of vehicles.

i. Legal Lending Limit ("LLL")

Legal Lending Limit (LLL) in compliance with OJK's regulation was disclosed in Note 49.

j. Non-performing loans and sharia financing/receivables

Non-performing loans and sharia financing/receivables in compliance with OJK's regulation was disclosed in Note 49.

Loans and sharia financing/receivables are generally collateralised by registered mortgages, mortgages or powers of attorney to sell and other guarantees.

As of 31 December 2025, loans and sharia financing/receivables secured by cash collateral were Rp 32,096,758 (31 December 2024: Rp 28,236,255).

12. PINJAMAN YANG DIBERIKAN DAN PEMBIAYAAN/PIUTANG SYARIAH (lanjutan)

k. Kredit penerusan

Bank juga menyalurkan fasilitas kredit yang dananya bersumber dari Pemerintah Indonesia atau Bank Indonesia melalui kredit penerusan (*channeling loan*) dalam bentuk Kredit Usaha Tani (KUT) dan Kredit Pengusaha Kecil Menengah (KPKM).

Saldo dari kredit penerusan tidak diakui pada laporan keuangan konsolidasian. Rincian saldo kredit penerusan adalah sebagai berikut:

***12. LOANS AND SHARIA FINANCING/ RECEIVABLES** (continued)*

k. Channeling loans

The Bank also provides loan facilities funded by the Government of Indonesia or Bank Indonesia through channeling loans in the form of Kredit Usaha Tani (KUT) and Kredit Pengusaha Kecil Menengah (KPKM).

These chanelling loans are not recognized in the consolidated financial statements. The balances were as follows:

	31 Desember/*December*		
	2025	**2024**	
Kredit Penerusan KUT	24,687	24,687	*KUT Channeling Loans*
Kredit Penerusan KPKM	16,061	16,061	*KPKM Channeling Loans*
	40,748	40,748	

l. Kredit sindikasi

Kredit sindikasi merupakan kredit yang diberikan kepada nasabah berdasarkan perjanjian pembiayaan bersama (sindikasi) dengan bank-bank lain dan umumnya digunakan untuk memenuhi kebutuhan modal kerja dan investasi. Dalam kredit sindikasi, Bank dapat bertindak sebagai anggota dan/atau *arranger* dan/atau Agen Fasilitas dan/atau Agen Jaminan. Sindikasi dilakukan dengan bank-bank di Indonesia dan/atau luar negeri.

Keikutsertaan Bank sebagai anggota dan/atau *arranger* dalam kredit sindikasi diungkapkan pada Catatan 49.

l. Syndicated loans

Syndicated loans represent loans provided to customers under syndication agreements with other banks and are generally used to support the working capital needs and investment. In syndicated loans, the Bank may act as a member and/or arranger and/or Facility Agent and/or Security Agent. Syndication is done with several banks in Indonesia and/or offshore.

Total participation of the Bank in syndicated loans, in which the Bank acted as a member and/or arranger was disclosed in Note 49.

m. Perjanjian dengan perusahaan asuransi

PT Asuransi Allianz Life Indonesia

Pada tanggal 26 November 2008, Bank melakukan perjanjian ("PKS") dengan PT Asuransi Allianz Life Indonesia ("Allianz"), pihak ketiga, untuk melindungi Bank dari risiko kematian atas debitur kredit pensiunan dengan asuransi jiwa. Perjanjian Kerjasama ini mencakup 2 bagian (asuransi untuk debitur Kredit Pensiun sebelum tanggal 1 Desember 2008 dan asuransi untuk debitur Kredit Pensiun sejak tanggal 1 Desember 2008) dan berlaku hingga 5 (lima) tahun sejak tanggal perjanjian, dan kemudian dengan sendirinya diperbaharui untuk jangka waktu berikutnya masing-masing 5 (lima) tahun atau sebagaimana disepakati bersama oleh para pihak.

m. Agreements with insurance companies

PT Asuransi Allianz Life Indonesia

On 26 November 2008, the Bank entered into an agreement ("PKS") with PT Asuransi Allianz Life Indonesia ("Allianz"), a third party, to cover the Bank from the mortality risk of pension loan debtors through life insurance. The insurance agreement consists of 2 sections (insurance for pension loan debtors before 1 December 2008 and insurance for pension loan debtors since 1 December 2008 onwards) and is effective for 5 (five) years since the date of the agreement, and shall then be automatically renewed for further successive periods of each of 5 (five) years or as mutually agreed by both parties.

12. PINJAMAN YANG DIBERIKAN DAN PEMBIAYAAN/PIUTANG SYARIAH (lanjutan)

m. Perjanjian dengan perusahaan asuransi (lanjutan)

PT Asuransi Allianz Life Indonesia (lanjutan)

Pada tanggal 1 April 2013 dilakukan perubahan atas PKS yang dibuat dalam bentuk PKS Induk (Perjanjian *Bancassurance* untuk Kegiatan Referensi) dan PKS turunan yang dibuat untuk masing-masing produk Kredit Pensiun dan Kredit Pegawai.

Sesuai Perjanjian Kerja Sama No.020/RLBPM/V/2022 pada tanggal 20 Juni 2022 Bank dan Allianz mulai memberlakukan skema produk asuransi yang baru untuk Kredit Pensiun.

Dengan mulai berlakunya produk asuransi Kredit Pensiun ini pemberian referensi produk asuransi Kredit Pensiun yang lama sudah tidak dilakukan lagi sejak tanggal 1 Juli 2022, namun masih digunakan untuk perlindungan debitur yang sudah ada sebelum 1 Juli 2022.

PT Avrist Assurance

Pada tanggal 23 Juni 2011 Bank melakukan perjanjian dengan PT Avrist Assurance ("Avrist"), pihak ketiga, untuk melindungi Bank dari risiko kerugian tidak tertagihnya kredit pensiunan. Perjanjian Kerjasama ini berlaku selama satu tahun dan kemudian dengan sendirinya diperbaharui untuk jangka waktu berikutnya masing-masing satu tahun atau sebagaimana disepakati bersama oleh kedua belah pihak.

Pada tanggal 17 September 2015, Bank dan Avrist sepakat untuk memperluas kerja sama untuk Kredit Pegawai Aktif dan kerja sama tersebut ditegaskan terakhir pada 17 September 2019.

Sesuai Perjanjian Kerja Sama No.017/RLBPM/III/2023 dan No.018/RLBPM/III/2023 pada tanggal 1 Februari 2023 Bank dan Avrist mulai memberlakukan skema produk Asuransi yang baru untuk Kredit Pensiun.

Dengan mulai berlakunya produk asuransi Kredit Pensiun ini pemberian referensi produk asuransi Kredit Pensiun yang lama sudah tidak dilakukan lagi sejak tanggal 1 Februari 2023, namun masih digunakan untuk perlindungan debitur yang sudah ada sebelum 1 Februari 2023.

***12. LOANS AND SHARIA FINANCING/ RECEIVABLES** (continued)*

***m. Agreements with insurance companies** (continued)*

***PT Asuransi Allianz Life Indonesia** (continued)*

On 1 April 2013, the PKS has been amended in the form of Master Agreement (Bancassurance Agreement for Referral Activities) and Sub PKS which were provided for each product of Pension Loan and Employee Loan.

As per Agreement No.020/RLBPM/V/2022 dated 20 June 2022 Bank and Allianz started new scheme insurance product for Pension Loan.

With the implementation of this Pension Loan insurance product, referencing existing Pension Loan insurance product will be discontinued starting from 1 July 2022. Existing Pension Loan insurance still cover the debtors existed before 1 July 2022.

PT Avrist Assurance

On 23 June 2011, the Bank entered an agreement with PT Avrist Assurance ("Avrist"), a third party, to cover the Bank from the risk of uncollectible pensioners loan. The agreement is effective for one year and shall then be automatically renewed for further successive periods of each of one year or as mutually agreed by both parties.

On 17 September 2015, Bank and Avrist agreed to expand the agreement for Active Employee Loan and this agreement was last emphasized on 17 September 2019.

As per Agreement No.017/RLBPM/III/2023 and No.018/RLBPM/III/2023 dated 1 February 2023 Bank and Avrist started new scheme insurance product for Pension Loan.

With the implementation of this Pension Loan insurance product, referencing existing Pension Loan insurance product will be discontinued starting from 1 February 2023. Existing Pension Loan insurance still cover the debtors existed before 1 February 2023.

12. PINJAMAN YANG DIBERIKAN DAN PEMBIAYAAN/PIUTANG SYARIAH (lanjutan)

m. Perjanjian dengan perusahaan asuransi (lanjutan)

PT Heksa Solution Insurance

Pada tanggal 22 Juni 2023, Bank melakukan perjanjian dengan PT Heksa Solution Insurance ("Heksa") sesuai Perjanjian Kerja Sama No.037/RLBSA/VI/2023, pihak ketiga, untuk melindungi Bank dari risiko kerugian tidak tertagihnya kredit pensiunan dan kredit pegawai. Perjanjian Kerjasama ini berlaku sampai salah satu pihak menghendaki sebaliknya atau dikehendaki sesuai ketentuan yang belaku.

PT Asuransi Jiwa Generali

Pada tanggal 22 Juni 2011, Bank melakukan perjanjian dengan PT Asuransi Jiwa Generali ("Generali"), pihak ketiga, untuk melindungi Bank dari risiko kerugian tidak tertagihnya kredit pensiunan. Perjanjian Kerjasama ini berlaku selama satu tahun dan kemudian dengan sendirinya diperbaharui untuk jangka waktu berikutnya masing-masing satu tahun atau sebagaimana disepakati bersama oleh kedua belah pihak.

Pada tanggal 9 Oktober 2015, Bank juga melakukan perjanjian dengan PT Asuransi Jiwa Generali ("Generali"), pihak ketiga, untuk melindungi Bank dari risiko kredit dari pinjaman pegawai aktif.

Perjanjian kerjasama ini berlaku selama lima tahun dan kemudian secara otomatis akan diperpanjang untuk 5 tahun berikutnya atau dapat dihentikan lebih awal sebagaimana disepakati bersama oleh kedua belah pihak. Perjanjian kerjasama ini telah berakhir pada tanggal 9 Oktober 2025.

PT Asuransi Jiwa Sinarmas MSIG Tbk

Pada tanggal 12 Januari 2022, Bank melakukan perjanjian dengan PT Asuransi Jiwa Sinarmas MSIG Tbk ("Sinarmas MSIG"), pihak ketiga, untuk melindungi Bank dari risiko kredit dari Kredit Pemilikan Rumah. Perjanjian kerjasama ini berlaku selama tiga tahun dan sewaktu-waktu dapat ditinjau kembali oleh masing-masing pihak. Perjanjian kerja sama ini mulai diimplementasikan pada tanggal 24 Maret 2022. Perjanjian kerjasama ini telah berakhir pada tanggal 12 Januari 2025.

n. Pinjaman yang diberikan dan pembiayaan/piutang syariah yang direstrukturisasi

Jumlah pinjaman yang diberikan dan pembiayaan/piutang syariah yang telah direstrukturisasi berdasarkan kolektibilitas OJK diungkapkan pada Catatan 49.

12. LOANS AND SHARIA FINANCING/ RECEIVABLES *(continued)*

m. Agreements with insurance companies *(continued)*

PT Heksa Solution Insurance

On 22 June 2023, the Bank entered an agreement with PT Heksa Solution Insurance ("Heksa") as per agreement No.037/RLBSA/VI/2023, a non-related party, to cover the Bank from the risk of uncollectible pension loan and employee loan. The agreement is effective untill either party wishes otherwise or required by the regulation.

PT Asuransi Jiwa Generali

On 22 June 2011, the Bank entered into an agreement with PT Asuransi Jiwa Generali ("Generali"), a third party, to cover the Bank from the risk of uncollectible pension loans. The agreement is effective for one year and shall then be automatically renewed for further successive periods of each of one year or as mutually agreed by both parties.

On 9 October 2015, the Bank also entered into an agreement with PT Asuransi Jiwa Generali ("Generali"), a third party, to cover the Bank from the credit risk of active employee loans.

The agreement is effective for five years and will be automatically extended for the next five years or may be terminated earlier as agreed by both parties. The agreement is expired on 9 October 2025.

PT Asuransi Jiwa Sinarmas MSIG Tbk

On 12 January 2022, the Bank entered an agreement with PT Asuransi Jiwa Sinarmas MSIG Tbk ("Sinarmas MSIG"), a non-related party, to cover the Bank from the risk of uncollectible mortgage loan. The agreement is effective for three years and can be reviewed whenever necessary by both parties. The agreement was launched at 24 March 2022. The agreement is expired on 12 January 2025.

n. Restructured loans and sharia financing/receivables

Total restructured loans and sharia financing/ receivables based on OJK grading was disclosed in Note 49.

13. PIUTANG PEMBIAYAAN / *13. FINANCING RECEIVABLES*

Piutang pembiayaan dari PT Oto Multiartha dan PT Summit Oto Finance pada tanggal 31 Desember 2025 dan 2024 setelah penyesuaian nilai wajar dampak dari akuisisi (sesuai catatan 1f) adalah sebagai berikut:

Financing receivables from PT Oto Multiartha and PT Summit Oto Finance as of 31 December 2025 and 2024 after fair value adjustment due to the impact of the acquisition (as per Notes 1f) are as follows:

	31 Desember/*December*		
	2025	**2024**	
Piutang pembiayaan yang dibiayai sendiri	38,702,072	37,431,575	*Self financing*
Bagian pembiayaan yang dibiayai bersama pihak berelasi *without recourse*	1,363,379	1,226,292	*Share in joint financing with related party without recourse*
Piutang pembiayaan – bruto	40,065,451	38,657,867	*Gross financing receivables*
Pendapatan pembiayaan konsumen yang belum diakui	(9,688,421)	(9,225,245)	*Unearned consumer financing income*
Piuatang pembiayan – sebelum cadangan kerugian penurunan nilai	30,377,030	29,432,622	*Financing receivables – before allowance for impairment losses*
Dikurangi: Cadangan kerugian penurunan nilai	(3,644,300)	(1,970,930)	*Less: Allowance for impairment losses*
Jumlah	26,732,730	27,461,692	*Total*

Tingkat suku bunga efektif setahun: / *Effective interest rate per annum:*

	31 Desember/*December*		
	2025	**2024**	
Mobil	16.60%	17.63%	*Cars*
Motor	26.99%	27.48%	*Motorcycles*

Berdasarkan jenis objek pembiayaan: / *By type of financing object:*

	31 Desember/*December*		
	2025	**2024**	
Mobil	14,739,187	15,013,816	*Cars*
Motor	15,637,843	14,418,806	*Motorcycles*
Jumlah	30,377,030	29,432,622	*Total*

Entitas Anak memberikan kontrak pembiayaan dengan jangka waktu 1 tahun sampai dengan 5 tahun.

The Subsidiaries extend financing contracts with terms ranging from 1 year to 5 years.

Untuk memastikan kelancaran penyelesaian piutang pembiayaan konsumen yang diberikan, konsumen Entitas Anak memberikan Bukti Pemilikan Kendaraan Bermotor (BPKB) atas kendaraan bermotor yang dibiayai.

To ensure settlement of consumer financing receivables, the customers of Subsidiaries give the Certificates of Ownerhip (BPKB) of the motor vehicles financed.

Piutang pembiayaan pada tanggal 31 Desember 2025 dan 2024 masing-masing sebesar Rp 4.187.725 dan Rp 4.862.626, dijadikan sebagai jaminan atas pinjaman yang diterima (Catatan 23).

Financing receivables as of 31 December 2025 and 2024 amounting to Rp 4,187,725 and Rp 4,862,626, respectively, were pledged as collateral for borrowings (Notes 23).

Informasi mengenai sisa periode sampai dengan tanggal jatuh tempo diungkapkan pada Catatan 45.

Information regarding remaining period to maturity date was disclosed in Notes 45.

13. PIUTANG PEMBIAYAAN (lanjutan)

13. FINANCING RECEIVABLES (continued)

Berdasarkan Tahap

Berikut adalah ringkasan perubahan nilai tercatat piutang pembiayaan yang diberikan (sebelum penyisihan kerugian kredit ekspektasian) dengan klasifikasi biaya perolehan diamortisasi berdasarkan tahap (*stage*) selama tahun - tahun yang berakhir pada tanggal 31 Desember 2025 dan 2024:

By stage

The following summarizes the movement of the carrying amount of financing receivables (before allowance for expected credit losses) based on stages during the years ended 31 December 2025 and 2024:

	Tahun berakhir 31 Desember 2025/ *Year ended 31 December 2025*				
	Tahap 1/ *Stage 1*	**Tahap 2/ *Stage 2***	**Tahap 3/ *Stage 3***	**Jumlah/ *Total***	
Saldo awal	23,950,182	854,113	4,628,327	29,432,622	*Beginning balances*
Transfer ke Tahap 1	75,717	(69,474)	(6,243)	-	*Transfer to Stage 1*
Transfer ke Tahap 2	(721,530)	723,272	(1,742)	-	*Transfer to Stage 2*
Transfer ke Tahap 3	(2,233,386)	(564,331)	2,797,717	-	*Transfer to Stage 3*
Perubahan bersih pada eksposur dan pengukuran kembali	227,639	6,862	149,366	383,867	*Net changes in exposures and measurements*
Piutang pembiayaan yang baru diperoleh	18,416,575	-	-	18,416,575	*New financing receivables originated*
Penghapusbukuan selama tahun berjalan	-	-	(3,494,207)	(3,494,207)	*Write-off during the year*
Piutang pembiayaan yang telah dilunasi	(13,739,471)	(392,095)	(398,023)	(14,529,589)	*Financing receivables that have been repaid*
Lain-lain	67,616	27,024	73,122	167,762	*Others*
Saldo akhir	**26,043,342**	**585,371**	**3,748,317**	**30,377,030**	***Ending balances***

	Tahun berakhir 31 Desember 2024/ *Year ended 31 December 2024*				
	Tahap 1/ *Stage 1*	**Tahap 2/ *Stage 2***	**Tahap 3/ *Stage 3***	**Jumlah/ *Total***	
Saldo awal	-	-	-	-	*Beginning balances*
Penambahan atas akuisisi	23,702,467	1,152,477	3,451,194	28,306,138	*Addition due to acquisition*
Transfer ke Tahap 1	(9,700)	11,184	(1,484)	-	*Transfer to Stage 1*
Transfer ke Tahap 2	59,527	(60,163)	636	-	*Transfer to Stage 2*
Transfer ke Tahap 3	(2,494,914)	(70,615)	2,565,529	-	*Transfer to Stage 3*
Perubahan bersih pada eksposur dan pengukuran kembali	2,402,565	271,070	37,311	2,710,946	*Net changes in exposures and measurements*
Piutang pembiayaan yang baru diperoleh	10,500,706	-	-	10,500,706	*New financing receivables originated*
Piutang pembiayaan yang telah dilunasi	(10,169,750)	(413,862)	(191,957)	(10,775,569)	*Financing receivables that have been repaid*
Penghapusbukuan selama tahun berjalan	-	-	(1,148,583)	(1,148,583)	*Write-off during the year*
Lain-lain	(40,719)	(35,978)	(84,319)	(161,016)	*Others*
Saldo akhir	**23,950,182**	**854,113**	**4,628,327**	**29,432,622**	***Ending balances***

Lain-lain termasuk penyesuaian nilai wajar dampak dari akuisisi dan amortisasi dari nilai wajar tersebut. Estimasi masa manfaat adalah 18 - 31 bulan.

Others include fair value adjustments due to the impact of the acquisitions and amortization of the fair value. Estimated useful life is 18 - 31 months.

13. PIUTANG PEMBIAYAAN (lanjutan) / *13. FINANCING RECEIVABLES (continued)*

Berdasarkan Tahap (lanjutan) / ***By stage** (continued)*

Perubahan penyisihan kerugian penurunan nilai atas piutang pembiayaan selama tahun-tahun yang berakhir pada tanggal 31 Desember 2025 dan 2024 adalah sebagai berikut:

The movement of allowance for impairment losses of financing receivables during the years ended 31 December 2025 and 2024 was as follows:

	Tahun berakhir 31 Desember 2025/ *Year ended 31 December 2025*				
	Tahap 1/ *Stage 1*	**Tahap 2/ *Stage 2***	**Tahap 3/ *Stage 3***	**Jumlah/ *Total***	
Saldo awal	(312,821)	(87,393)	(1,570,716)	(1,970,930)	*Beginning balances*
Transfer ke Tahap 1	(7,711)	5,939	1,772	-	*Transfer to Stage 1*
Transfer ke Tahap 2	37,757	(38,212)	455	-	*Transfer to Stage 2*
Transfer ke Tahap 3	795,645	364,506	(1,160,151)	-	*Transfer to Stage 3*
Perubahan bersih pada eksposur dan pengukuran kembali*	(436,028)	(304,451)	(4,010,921)	(4,751,400)	*Net changes in exposures and measurements**
Piutang pembiayaan yang baru diperoleh	(416,178)	-	-	(416,178)	*New financing receivables originated*
Penghapusbukuan selama tahun berjalan	-	-	3,494,208	3,494,208	*Write-off during the year*
Saldo akhir	**(339,336)**	**(59,611)**	**(3,245,353)**	**(3,644,300)**	***Ending balances***

	Tahun berakhir 31 Desember 2024/ *Year ended 31 December 2024*				
	Tahap 1/ *Stage 1*	**Tahap 2/ *Stage 2***	**Tahap 3/ *Stage 3***	**Jumlah/ *Total***	
Saldo awal	-	-	-	-	*Beginning balances*
Penambahan atas akuisisi	(352,305)	(121,316)	(1,220,042)	(1,693,663)	*Addition due to acquisition*
Transfer ke Tahap 1	898	(1,495)	597	-	*Transfer to Stage 1*
Transfer ke Tahap 2	28,259	(27,875)	(384)	-	*Transfer to Stage 2*
Transfer ke Tahap 3	310,908	42,279	(353,187)	-	*Transfer to Stage 3*
Perubahan bersih pada eksposur dan pengukuran kembali	63,361	21,014	(1,146,283)	(1,061,908)	*Net changes in exposures and measurements*
Piutang pembiayaan yang baru diperoleh	(363,942)	-	-	(363,942	*New financing receivables originated*
Penghapusbukuan selama tahun berjalan	-	-	1,148,583	1,148,583	*Write-off during the year*
Saldo akhir	**(312,821)**	**(87,393)**	**(1,570,716)**	**(1,970,930)**	***Ending balances***

*Termasuk dalam perubahan bersih pada eksposur adalah dampak perubahan estimasi pada perhitungan KKE dan *overlay* manajemen

Included in the net change in exposure is the impact on changes in estimates used to calculate the ECL and management overlay.*

Manajemen yakin bahwa jumlah penyisihan kerugian penurunan nilai yang dibentuk telah cukup.

Management believes that the allowance for impairment losses is adequate.

14. BEBAN DIBAYAR DIMUKA / *14. PREPAYMENTS*

	31 Desember/*December* 2025	2024	
Asuransi kredit	484,148	679,889	*Loans insurance*
Pemeliharaan dan pembaharuan TI	152,366	139,272	*IT maintenance and renewal*
Promosi	113,352	105,609	*Promotion*
Sewa bangunan	95,033	83,730	*Building rental*
Mitra bisnis kredit pensiun	93,950	16,325	*Pension loan business partner*
Beban lisensi dibayar dimuka	21,694	25,485	*Prepaid license fee*
Lainnya	17,626	24,956	*Others*
	978,169	1,075,266	

Beban dibayar dimuka lainnya termasuk asuransi restrukturisasi perbankan, beban dibayar dimuka untuk asuransi jiwa, tunjangan perumahan, asuransi uang tunai, asuransi kesehatan karyawan dan asuransi gedung.

Other prepayments primarily includes bank restructurisation insurance, prepayments for life insurance, housing allowance, cash insurance, employee health insurance and building insurance.

15. PERPAJAKAN / *15. TAXATION*

a. Klaim pengembalian pajak / *a. Claims for tax refund*

	31 Desember/*December* 2025	2024	
Bank			*Bank*
Klaim pengembalian pajak - 2016	101	10,358	*Claim for tax refund - 2016*
Klaim pengembalian pajak - 2017	8,008	8,008	*Claim for tax refund - 2017*
Klaim pengembalian pajak - 2020	22,688	-	*Claim for tax refund - 2020*
Klaim pengembalian pajak - 2021	3,544	3,544	*Claim for tax refund - 2021*
Klaim pengembalian pajak - 2022	2,471	6,905	*Claim for tax refund - 2022*
Pajak penghasilan badan - 2024	309,934	309,934	*Corporate income tax - 2024*
Pajak lainnya	95	95	*Other taxes*
	346,841	338,844	
Entitas anak			*Subsidiary*
Klaim pengembalian pajak - 2016	119,461	119,461	*Claim for tax refund - 2016*
Klaim pengembalian pajak - 2017	21,402	21,402	*Claim for tax refund - 2017*
Klaim pengembalian pajak - 2019	17,835	17,835	*Claim for tax refund - 2019*
Klaim pengembalian pajak - 2020	7,066	7,066	*Claim for tax refund - 2020*
Klaim pengembalian pajak - 2021	10,319	-	*Claim for tax refund - 2021*
Klaim pengembalian pajak - 2022	21,322	21,322	*Claim for tax refund - 2022*
Pajak penghasilan badan - 2025	24,163	-	*Corporate income tax - 2025*
	221,568	187,086	
	568,409	525,930	

b. Utang pajak / *b. Taxes payable*

	31 Desember/*December* 2025	2024	
Pajak penghasilan badan:			*Corporate income taxes:*
Bank			*Bank*
- Pasal 25	23,903	45,090	*Article 25 -*
- Pasal 29	5,847	-	*Article 29 -*
Entitas anak			*Subsidiary*
- Pasal 25	27,066	9,710	*Article 25 -*
- Pasal 29	2,251	23,370	*Article 29 -*
	59,067	78,170	
Dipindahkan	59,067	78,170	*Carry forward*

15. PERPAJAKAN (lanjutan) / *15. TAXATION (continued)*

b. Utang pajak (lanjutan) / *b. Taxes payable (continued)*

	31 Desember/*December* 2025	2024	
Pindahan	59,067	78,170	*Carried forward*
Pajak lainnya:			*Other taxes:*
Bank			*Bank*
- Pasal 23, 26 dan 4(2)	92,995	97,785	*Article 23, 26 and 4(2) -*
- Pasal 21	6,773	8,353	*Article 21 -*
- Pajak pertambahan nilai	6,159	10,637	*Value added tax -*
Entitas anak			*Subsidiary*
- Pasal 23, 26 dan 4(2)	22,360	14,096	*Article 23, 26 and 4(2) -*
- Pasal 21	14,177	10,521	*Article 21 -*
- Pajak pertambahan nilai	5,330	6,298	*Value added tax -*
	147,794	147,690	
	206,861	225,860	

c. Beban pajak penghasilan / *c. Income tax expense*

	31 Desember/*December* 2025	2024	
Pajak penghasilan:			*Income taxes:*
- Kini			*Current -*
Bank	277,180	204,267	*Bank*
Entitas anak	358,278	291,843	*Subsidiary*
- Penyesuaian terhadap beban pajak tahun-tahun sebelumnya			*Adjustment to prior - tax expense*
Bank	53	100	*Bank*
- Tangguhan – Pembentukan perbedaan temporer			*Deferred – Origination of temporary - differences*
Bank	(1,801)	306,144	*Bank*
Entitas anak	(272,212)	75,736	*Subsidiary*
Estimasi dampak penyesuaian nilai wajar	21,958	26,143	*Elimination the impact of fair value adjustment*
Jumlah beban pajak penghasilan	383,456	904,233	*Total income tax expenses*

Rekonsiliasi antara laba akuntansi konsolidasian sebelum pajak penghasilan dikali tarif pajak yang berlaku dengan beban pajak penghasilan konsolidasian adalah sebagai berikut:

The reconciliation between consolidated accounting profit before income tax multiplied by the prevailing tax rate and consolidated income tax expense was:

	Tahun berakhir 31 Desember/ *Year ended 31 December* 2025	2024	
Laba akuntansi konsolidasian sebelum pajak penghasilan	281,327	4,120,473	*Consolidated accounting profit before income tax*
Ditambah:			*Add:*
Pendapatan dividen	484,545	422,706	*Dividend income*
	765,872	4,543,179	
Tarif pajak	22%	22%	*Tax rate*
Pajak dihitung dengan tarif pajak	168,493	999,500	*Tax calculated at tax rate*
Perbedaan permanen dengan tarif pajak			*Permanent differences at tax rate:*
- Bank	(106,005)	(92,561)	*Bank -*
- Entitas anak	19,525	(2,806)	*Subsidiary -*
Penyesuaian atas aset pajak tangguhan atas rugi fiskal yang tidak diakui*	301,390	-	*Adjustment to deferred tax assets for unrecognized fiscal loss**
Penyesuaian terhadap beban pajak tahun-tahun sebelumnya	53	100	*Adjustments to prior year's tax expense*
Beban pajak penghasilan konsolidasian	383,456	904,233	*Consolidated income tax expense*

*Akan kadaluarsa pada tahun 2030 / *Will be expired in 2030**

15. PERPAJAKAN (lanjutan) / *15. TAXATION (continued)*

c. Beban pajak penghasilan (lanjutan) / *c. Income tax expense (continued)*

Rekonsiliasi antara laba akuntansi konsolidasian sebelum pajak penghasilan dan penghasilan kena pajak Bank adalah sebagai berikut:

The reconciliation between consolidated accounting profit before income tax and taxable income of the Bank was as follows:

	Tahun berakhir 31 Desember/ *Year ended 31 December*		
	2025	**2024**	
Laba akuntansi konsolidasian sebelum pajak penghasilan	281,327	4,120,473	*Consolidated accounting profit before income tax*
Ditambah (dikurangi):			*Add (less):*
Pendapatan dividen	484,545	422,706	*Dividend income*
Laba Entitas Anak sebelum pajak penghasilan	967,688	(1,802,398)	*Subsidiary's profit before income tax*
Laba akuntansi sebelum pajak penghasilan (Bank saja)	1,733,560	2,740,781	*Accounting profit before income tax (Bank only)*
Perbedaan temporer:			***Temporary differences:***
Penyisihan kerugian aset produktif - pinjaman yang diberikan	(64,204)	(1,021,375)	*Allowance for impairment losses on earning assets - loans*
Modifikasi arus kas kontraktual pinjaman yang diberikan	-	(294,907)	*Modification of loans contractual cash flows*
Beban penyusutan	83,604	(2,920)	*Depreciation expenses*
Bonus direksi	(12,066)	8,277	*Bonus for directors*
Beban atas imbalan pascakerja	(4,729)	(98,128)	*Post-employment benefit expenses*
Akrual, bonus, tantiem dan imbalan jangka panjang lainnya	5,580	17,486	*Accruals, bonus, tantiem and other long-term - employee benefits*
Jumlah perbedaan temporer	8,185	(1,391,567)	*Total temporary differences*
Perbedaan permanen:			***Permanent differences:***
Beban/(penghasilan) yang tidak dapat dikurangkan/dikenakan - pajak - bersih	(481,839)	(420,726)	*Non-deductible/(non-taxable) expenses/incomes - net*
Penghasilan kena pajak Bank	1,259,906	928,488	*Taxable income of the Bank*

d. Perhitungan beban pajak kini dan kekurangan pembayaran pajak penghasilan badan adalah sebagai berikut: / *d. The computation of current tax expense and corporate income tax underpayment was as follows:*

	Tahun berakhir 31 Desember/ *Year ended 31 December*		
	2025	**2024**	
Penghasilan kena pajak:			*Taxable income:*
Bank	1,259,906	928,488	*Bank*
Entitas Anak	1,628,535	1,326,558	*Subsidiary*
	2,888,441	2,255,046	
Beban pajak kini:			*Current tax expense:*
Bank	277,180	204,267	*Bank*
Entitas Anak	358,278	291,843	*Subsidiary*
	635,458	496,110	
Dikurangi:			*Less:*
Pajak dibayar dimuka pasal 25:			*Prepaid taxes article 25:*
Bank	271,332	514,201	*Bank*
Entitas Anak	372,188	258,966	*Subsidiary*
	643,520	773,167	
(Kelebihan) kekurangan pembayaran pajak penghasilan badan pasal (28) 29:			*Corporate income tax (over) under payment article (28) 29:*
Bank	5,848	(309,934)	*Bank*
Entitas anak	(13,910)	32,877	*Subsidiary*
	(8,062)	(277,057)	

15. PERPAJAKAN (lanjutan)

e. Sesuai dengan peraturan perpajakan di Indonesia, Grup menghitung dan melaporkan/menyetorkan pajak untuk setiap perusahaan sebagai suatu badan hukum yang terpisah (pelaporan pajak penghasilan konsolidasian tidak diperbolehkan) berdasarkan sistem *self-assessment.* Fiskus dapat menetapkan/mengubah pajak-pajak tersebut dalam jangka waktu tertentu sesuai peraturan yang berlaku.

Manajemen mempertahankan posisi perpajakan Grup yang diyakini berdasarkan pada teknik dasar yang kuat, sesuai dengan peraturan perpajakan dan upaya manajemen dalam mengantisipasi kemungkinan risiko timbulnya pajak di masa depan.

Perhitungan pajak penghasilan badan untuk tahun yang berakhir pada tanggal 31 Desember 2025 di atas adalah suatu perhitungan sementara yang dibuat untuk tujuan akuntansi.

Laba kena pajak yang diperoleh dari laba sebelum pajak secara komersial setelah dilakukan koreksi fiskal sesuai dengan ketentuan perpajakan yang berlaku akan menjadi dasar dalam perhitungan dan pengisian Surat Pemberitahuan (SPT) Tahunan PPh Badan Bank dan Entitas Anak.

Peraturan Menteri Keuangan No.136 Tahun 2024 (“PMK-136/2024”) tentang ”Pengenaan Pajak Minimum Global Berdasarkan Kesepakatan Internasional” telah diundangkan tanggal 31 Desember 2024 dan berlaku efektif 1 Januari 2025. Peraturan tersebut memberlakukan Pajak Minimum Global berdasarkan kerangka kerja BEPS 2.0 Pilar Dua.

Grup telah melakukan penilaian terhadap pajak tambahan minimum global berdasarkan peraturan perpajakan Pilar Dua, untuk tahun Pajak 2024 yang berakhir di 31 Maret 2025 untuk level group. Tidak ada kewajiban pajak tambahan untuk Entitas Konsituen untuk Yurisdiksi di Indonesia, karena memiliki Tingkat Pajak Efektif (”ETR”) melebihi 15%.

SMBCI sebagai Entitas Konstituen juga telah melakukan penilaian terkait pajak tambahan minimum global berdasarkan peraturan pajak Pilar Dua dan menegaskan bahwa berdasarkan informasi terbaru yang tersedia mengenai kinerja keuangan entitas konstituen dari Grup SMBCI, Indonesia memenuhi salah satu Uji *Safe Harbour CbCR Transisional*, yang menilai entitas di Indonesia tidak memiliki kewajiban pajak tambahan berdasarkan aturan Pilar Dua yang relevan per 31 Desember 2025.

Perhitungan perpajakan untuk tahun yang berakhir 31 Desember 2024 sesuai dengan SPT tahunan Bank.

***15. TAXATION** (continued)*

***e.** Under the taxation laws of Indonesia, the Group calculates and submits individual company tax returns (submission of consolidated income tax computation is not allowed) on a self-assessment basis. The tax authorities may assess/amend taxes within the statute of limitations under prevailing regulations.*

Management vigorously defends the Group’s tax positions which are believed to be grounded on sound technical basis, in compliance with the tax regulations and management’s efforts to anticipate possible future tax exposure.

The above calculation of income tax for the year ended 31 December 2025 was a preliminary estimate made for accounting purposes.

Taxable income which was obtained from commercial profit before tax after fiscal correction in accordance with applicable tax regulation will be the basis for calculating and preparing the Bank’s and Subsidiaries’ Annual Corporate Income Tax Returns (SPT).

Minister of Finance Regulation No. 136 Year 2024 (“MOF-136/2024”) regarding “Imposition of Global Minimum Tax Based on International Agreement” was enacted on 31 December 2024 and effective starting 1 January 2025. The regulation imposes Global Minimum Tax under BEPS 2.0 Pillar Two framework.

The Group has conducted an assessment regarding the global minimum top up tax under Pillar Two tax legislation for 2025 fiscal year ended 31 March 2025. There is no additional tax obligation for Constituent Entities in the Jurisdiction of Indonesia, as they have an Effective Tax Rate ("ETR") exceeding 15%.

SMBCI as Constituent Entity has conducted an assessment regarding the global minimum top¬up tax under the Pillar Two tax legislation and confirmed that based on the most recent information available regarding the financial performance of the constituent entities of SMBCI Group, Indonesia meets one of the Transitional CbCR Safe Harbour Tests, deeming the entities in Indonesia do not having a top-up tax liability under the relevant Pillar Two rules as of 31 December 2025"

Tax calculation for the year ended 31 December 2024 is in accordance with Bank’s annual tax return (SPT).

15. PERPAJAKAN (lanjutan)

15. TAXATION (continued)

f. Aset (liabilitas) pajak tangguhan

f. Deferred tax assets (liabilities)

Rincian dari aset (liabilitas) pajak tangguhan Grup adalah sebagai berikut:

Details of deferred tax assets (liabilities) of the Group was as follows:

	Tahun berakhir 31 Desember 2025/ *Year ended 31 December* 2025				
	Saldo awal/ *Beginning balance*	**Dikreditkan (Dibebankan) ke laba rugi/ *Credited (Charged) to profit or loss***	**Dikreditkan (Dibebankan) ke ekuitas/ *Credited (Charged) to equity***	**Saldo akhir/ *Ending balance***	
Bank					***Bank***
Cadangan kerugian penurunan nilai atas aset keuangan	43,196	(14,125)	-	29,071	*Allowance for impairment losses on financial assets*
Imbalan kerja jangka pendek	72,447	4,765	-	77,212	*Short-term employee benefits*
Imbalan pascakerja dan imbalan kerja jangka panjang	3,414	(1,130)	25,075	27,359	*Post-employment benefits and other long-term employee benefits*
(Keuntungan) kerugian yang belum direalisasi dari efek-efek yang diukur pada nilai wajar melalui penghasilan komprehensif lain	(3,500)	-	(9,185)	(12,685)	*Unrealized (gains) losses on securities measured at fair value through other comprehensive income*
Aset tetap (termasuk aset hak guna)	(53,506)	18,060	-	(35,446)	*Fixed assets (including right-of-use assets)*
Liabilitas sewa	58,959	333	-	59,292	*Lease liabilities*
Lain-lain	8,026	(6,102)	-	1,924	*Others*
Aset (liabilitas) pajak tangguhan – bersih	129,036	1,801	15,890	146,727	*Deferred tax assets (liabilities)- net*
Entitas Anak					***Subsidiaries***
PT Bank BTPN Syariah Tbk	226,709	(7,312)	(3,835)	215,562	*PT Bank BTPN Syariah Tbk*
PT Oto Multiartha	3,796	143,959	21,448	169,203	*PT Oto Multiartha*
PT Summit Oto Finance	53,406	135,565	47,298	236,269	*PT Summit Oto Finance*
Aset (liabilitas) pajak tangguhan – bersih	283,911	272,212	64,911	621,034	*Deferred tax assets (liabilities)- net*
Eliminasi dampak penyesuaian nilai wajar	(42,544)	(21,958)		(64,502)	*Elimination the impact of fair value adjustment*
Total aset (liablitas) pajak tangguhan - bersih	**370,403**			**703,259**	***Total deferred tax assets (liabilities)- net***

15. PERPAJAKAN (lanjutan)

f. Aset (liabilitas) pajak tangguhan (lanjutan)

Rincian dari aset (liabilitas) pajak tangguhan Grup adalah sebagai berikut: (lanjutan)

***15. TAXATION** (continued)*

***f. Deferred tax assets (liabilities)** (continued)*

Details of deferred tax assets (liabilities) of the Group was as follows: (continued)

	Tahun berakhir 31 Desember 2024/ *Year ended 31 December 2024*					
	Saldo awal/ *Beginning balance*	**Penambahan atas akuisisi/ *Addition due to acquisition***	**Dikreditkan (Dibebankan) ke laba rugi/ *Credited (Charged) to profit or loss***	**Dikreditkan (Dibebankan) ke ekuitas/ *Credited (Charged) to equity***	**Saldo akhir/ *Ending balance***	
Bank						***Bank***
Cadangan kerugian penurunan nilai atas aset keuangan	267,898	-	(224,702)	-	43,196	*Allowance for impairment losses on financial assets*
Modifikasi arus kas kontraktual pinjaman yang diberikan	64,880	-	(64,880)	-	-	*Modification of loans contractual cash flows*
Imbalan kerja jangka pendek	71,047	-	1,400	-	72,447	*Short-term employee benefits*
Imbalan pascakerja dan imbalan kerja jangka panjang	28,178	-	(21,094)	(3,670)	3,414	*Post-employment benefits and other long-term employee benefits*
(Keuntungan) kerugian yang belum direalisasi dari efek-efek yang diukur pada nilai wajar melalui penghasilan komprehensif lain	(790)	-	-	(2,710)	(3,500)	*Unrealized (gains) losses on securities measured at fair value through other comprehensive income*
Aset tetap (termasuk aset hak guna)	(59,948)	-	6,442	-	(53,506)	*Fixed assets (including right-of-use assets)*
Liabilitas sewa	66,043	-	(7,084)	-	58,959	*Lease liabilities*
Lain-lain	4,252	-	3,774	-	8,026	*Others*
Aset (liabilitas) pajak tangguhan – bersih	441,560	-	(306,144)	(6,380)	129,036	*Deferred tax assets (liabilities)- net*
Entitas Anak						***Subsidiaries***
PT Bank BTPN Syariah Tbk	273,592	-	(44,156)	(2,727)	226,709	*PT Bank BTPN Syariah Tbk*
PT Oto Multiartha	-	9,344	1,368	(6,916)	3,796	*PT Oto Multiartha*
PT Summit Oto Finance	-	93,919	(32,948)	(7,565)	53,406	*PT Summit Oto Finance*
Aset (liabilitas) pajak tangguhan – bersih	273,592	103,263	(75,736)	(17,208)	283,911	*Deferred tax assets (liabilities)- net*
Eliminasi dampak penyesuaian nilai wajar	-	17,252	(59,796)		(42,544)	*Elimination the impact of fair value adjustment*
Total aset (liablitas) pajak tangguhan - bersih	**715,152**				**370,403**	***Total deferred tax assets (liabilities)- net***

g. Surat ketetapan pajak

Sebelum penggabungan usaha (Catatan 1.b), BSMI memiliki surat ketetapan pajak sebagai berikut:

Tahun pajak 2017

Pada tanggal 4 Februari 2021, Bank menerima surat pemberitahuan pemeriksaan pajak untuk tahun pajak 2017. Pada tanggal 9 Agustus 2022, Direktorat Jenderal Pajak mengeluarkan Surat Ketetapan Pajak Kurang Bayar (SKPKB) untuk seluruh jenis pajak dengan jumlah sebesar Rp 8.074, dan Surat Tagihan Pajak (STP) sebesar Rp 1,5. Atas SKPKB tersebut Bank telah melakukan pembayaran seluruhnya pada tanggal 7 September 2022. Bank telah mengajukan permohonan surat keberatan pajak pada tanggal 7 November 2022 dengan jumlah Rp 8.008.

g. Tax assessment letters

Before the merger (Note 1.b), BSMI had the following tax assessments:

Fiscal year 2017

On 4 February 2021, the Bank received tax audit notice for fiscal year 2017. On 9 August 2022, the Directorate General of Taxes issued Underpayment Tax Assessment Letter (SKPKB) amounting to Rp 8,074 along with Tax Collection Letter (STP) amounting to Rp 1.5. The Bank has paid the amount on 7 September 2022. The Bank has submitted tax objection letter on 7 November 2022 amounting to Rp 8,008.

15. PERPAJAKAN (lanjutan)

g. Surat ketetapan pajak (lanjutan)

Sebelum penggabungan usaha (Catatan 1.b), BSMI memiliki surat ketetapan pajak sebagai berikut: (lanjutan)

Tahun pajak 2017 (lanjutan)

Pada tanggal 31 Agustus 2023, DJP telah mengeluarkan surat keputusan penolakan keberatan. Pada tanggal 29 November 2023 Bank mengajukan surat banding atas keputusan keberatan tersebut ke pengadilan pajak.

Pada tanggal 20 November 2025, Pengadilan Pajak mengumumkan Keputusan yang mengabulkan seluruh permohonan banding yang diajukan Bank untuk seluruh jenis pajak

Pada tanggal 5 Desember 2025, Bank menerima hasil Keputusan Pengadilan Pajak untuk semua kasus pajak. Saat ini Bank sedang menunggu pengembalian pajak dari DJP.

Sebelum penggabungan usaha (Catatan 1.b), SMBCI memiliki surat ketetapan pajak sebagai berikut:

Tahun pajak 2016

Pada tanggal 28 Januari 2021, DJP menerbitkan Surat Ketetapan Pajak Kurang Bayar (SKPKB) sebesar Rp 13.155. Pada tanggal 26 April 2021, Bank mengajukan keberatan atas SKPKB tersebut kepada DJP.

Pada tanggal 10 Maret 2022, Direktorat Jenderal Pajak telah menerbitkan 2 (dua) putusan sehubungan dengan keberatan atas SKPKB yang diajukan sebelumnya, adapun hasil keputusan mengabulkan sebagian keberatan sehingga pajak yang terhutang yang sebelumnya Rp 13.155 menjadi Rp 10.358, atas keputusan ini, Bank mengajukan proses banding pada pengadilan pajak yang telah disampaikan pada tanggal 8 Juni 2022.

Pada tanggal 26 Maret 2025, Bank menerima putusan pajak atas kasus banding. Hasil dari putusan banding tersebut menerima sebagian besar dengan nominal sebesar Rp 10.255.

Pada 6 Mei 2025, Bank telah menerima pengembalian pajak untuk PPh Pasal 4(2) sebesar Rp 629 , sedangkan untuk PPh Badan telah diterima pada 15 Mei 2025 sebesar Rp 9.627.

***15. TAXATION** (continued)*

***g. Tax assessment letters** (continued)*

***Before the merger (Note 1.b), BSMI had the following tax assessments:** (continued)*

Fiscal year 2017 (continued)

On 31 August 2023, DJP has issued objection decision letter which rejected Bank's objection. On 29 November 2023, the Bank has submitted appeal letter against such decsion letter to the tax court.

On 20 November 2025, the Tax Court announced the Decision granting all the Bank's application for all tax cases.

On 5 December 2025, the Bank received the Tax Court Decision for all tax cases. The Bank is currently awaiting tax refunds from DJP.

Before the merger (Note 1.b), SMBCI had the following tax assessments:

Fiscal year 2016

On 28 January 2021, DGT issued an underpayment tax assessment (SKPKB) amounting to Rp 13,155. On 26 April 2021, the Bank submited an objection letter on the SKPKB to the DGT.

On 10 March 2022, the Directorate General of Taxes has issued 2 (two) decision regarding tax objection of tax assessment letter (SKPKB) which the Bank has applied, the result of the decision grants part of the objection therefore the amount of tax payable is reduced from Rp 13,155 to Rp 10,358, with regards to the objection decision, the Bank has applied for appeal process in tax court on 8 June 2022.

On 26 March 2025, the Bank received a tax decision regarding the appeal case, in which the outcome of the appeal decision accepted part of it with an amount of Rp 10,255.

On 6 May 2025, the Bank has received the tax refund for Inc. Tax Art 4(2) for amounting to Rp 629 while for the Corporate Income Tax has been received on 15 May 2025 for amounting to Rp 9,627.

15. PERPAJAKAN (lanjutan)

g. Surat ketetapan pajak (lanjutan)

Sebelum penggabungan usaha (Catatan 1.b), SMBCI memiliki surat ketetapan pajak sebagai berikut: (lanjutan)

Tahun pajak 2016 (lanjutan)

Pada 18 Juni 2025, DJP mengajukan Peninjauan Kembali ke Mahkamah Agung terkait Pajak Penghasilan Badan Tahun 2016. Bank menerima Memori Peninjauan Kembali pada 2 Juli 2025 yang dikirimkan oleh Pengadilan Pajak pada 1 Juli 2025. Bank harus menyampaikan Kontra Memori Peninjauan Kembali selambat-lambatnya pada 30 Juli 2025 ke pengadilan pajak .

Pada 25 Juli 2025, Bank telah menyampaikan Kontra Memori Peninjauan Kembali oleh Direktorat Jenderal Pajak kepada Mahkamah Agung. sampai saat ini Bank menunggu pengumuman Putusan Mahkamah Agung.

Setelah penggabungan usaha (Catatan 1.b), SMBCI memiliki surat ketetapan pajak sebagai berikut:

Tahun Pajak 2022

Pada tanggal 19 Maret 2024, Kantor Pajak menerbitkan Surat Ketetapan Pajak Lebih Bayar (SKPLB) PPh Badan sebesar Rp 26.542 dan Surat Ketetapan Pajak Kurang Bayar PPN sebesar Rp 1.328 dan Pajak Penghasilan lainnya sebesar Rp 290 serta Surat Tagihan Pajak (STP) PPN sebesar Rp 25.

Pada tanggal 4 Juni 2024, Bank telah melakukan pembayaran pajak atas surat ketetapan pajak kurang bayar (SKPKB) tersebut.

Pada tanggal 7 Juni 2024, Bank mengajukan keberatan atas surat ketetapan pajak di atas.

Pada tanggal 4 Maret 2025, Bank telah menerima putusan keberatan, adapun hasil keputusan mengabulkan sebagian keberatan PPh Badan sebesar Rp 31.347, PPN sebesar Rp 1.979 dan mengabulkan seluruhnya PPh Pasal 4(2) sebesar Rp 288.

Pada 2 Juni 2025, Bank mengajukan surat banding ke Pengadilan Pajak terhadap surat keputusan keberatan Pajak Penghasilan Badan dan Pajak Pertambahan Nilai untuk periode Februari, Maret, April, dan Mei.

Pada tanggal 24 Desember 2025, Pengadilan mengumumkan Keputusan mengabulkan permohonan Bank.

Saat ini, Bank sedang menunggu keputusan resmi yang dikeluarkan oleh pengadilan pajak.

***15. TAXATION** (continued)*

***g. Tax assessment letters** (continued)*

***Before the merger (Note 1.b), SMBCI had the following tax assessments:** (continued)*

Fiscal year 2016 (continued)

On 18 June 2025, DGT submit Judicial Review to Supreme Court in regards with the Corporate Income Tax FY2016. Bank received the Memory of Judicial Review on 2 July 2025 which been sent by Tax Court on 1 July 2025. Bank has to submit the Contra Memory of Judicial Review at the latest on 30 July 2025 to the tax court.

On 25 July 2025, Bank has submitted the Contra Memory of Judicial Review by Directorate General of Taxes to Supreme Court.Until now Bank is awaiting for the announcement of the Supreme Court Decision.

After the merger (Note 1.b), SMBCI had the following tax assessments:

Fiscal Year 2022

On 19 March 2024, Tax office issued a Corporate Income Tax Determination Letter (SKPLB) to amounting to Rp 26,542 and Value added Tax Determination letter amounting of Rp 1,328 and other income tax amounting to Rp 290 and VAT Tax Bill (STP) amounting of Rp 25.

On 4 June 2024, the Bank has paid such tax assessment letter (SKPKB).

On 7 June 2024, the Bank submited objection letters on the tax assesssments.

On 4 March 2025, the Bank has received a decision on objections, as a result of the decision granting part of the objection to Corporate Income Tax amounting to Rp 31,347, VAT amounting to Rp 1,979 and grant the entire Income Tax Article 4(2) amounting to Rp 288.

On 2 June 2025, Bank submitted appeal letters to Tax Court against Corporate Income Tax and Value Added Tax Period February, March, April and May objection decision letters.

On 24 December 2025, the Court announced its decision granting the Bank's request.

The Bank is currently awaiting an official decision from the tax authority.

15. PERPAJAKAN (lanjutan)

g. Surat ketetapan pajak (lanjutan)

Setelah penggabungan usaha (Catatan 1.b), SMBCI memiliki surat ketetapan pajak sebagai berikut: (lanjutan)

Tahun Pajak 2021

Pada tanggal 9 Desember 2024, Bank telah menerima Surat Ketetapan Pajak Kurang Bayar atas PPh Badan, Pemotongan PPh Pasal 4 ayat (2) dan Pajak Pertambahan Nilai. Pada tanggal 19 Desember 2024, Bank telah membayar kurang bayar pajak sebesar Rp 3.684.

Pada tanggal 7 Maret 2025, Bank mengajukan keberatan atas surat ketetapan pajak di atas.

Bank menerima Keputusan Keberatan yang diterbitkan pada tanggal 15 Desember 2025 untuk PPh Badan, 4 Desember 2025 untuk Pajak Final, 5 Desember 2025 untuk PPN Periode Juni 2021, dan untuk PPN periode September dan November 2021, diterbitkan pada tanggal 8 Desember 2025.

Bank berencana akan mengajukan surat permohonan banding atas surat keputusan di atas.

Tahun Pajak 2020

Pada tanggal 7 Maret 2025, Bank telah menerima surat perintah pemeriksaan pajak untuk tahun 2020.

Pada tanggal 27 October 2025, Direktorat Jenderal Pajak mengeluarkan Surat Ketetapan Pajak Kurang Bayar (SKPKB) untuk seluruh jenis pajak dengan jumlah sebesar Rp 29.140 yaitu untuk PPh Badan sebesar Rp 21.058 dan PPh Pasal 23 sebesar Rp 180 dan PPh Pasal 26 sebesar Rp 1.703 dan PPh Pasal 4(2) sebesar Rp 3 serta PPN sebesar Rp 6.195 Atas SKPKB tersebut Bank telah melakukan pembayaran seluruh SKPKB pada tanggal 26 November 2025.

Bank berencana akan mengajukan surat permohonan keberatan pajak atas SKPKB.

Tahun Pajak 2024

Pada bulan September 2025, Bank telah menerima Surat Pemberitahuan Pemeriksaan Pajak.

Sampai saat ini proses pemeriksaan sedang berlangsung.

***15. TAXATION** (continued)*

***g. Tax assessment letters** (continued)*

***After the merger (Note 1.b), SMBCI had the following tax assessments:** (continued)*

Fiscal Year 2021

On 9 December 2024, Bank has received Tax Assessment Letter on Corporate Income Tax, Withhodling Tax article 4 (2) and Value Added Tax. On 19 December 2024, Bank has paid the tax underpayment for amounting to Rp 3,684.

On 7 March 2025, the Bank submitted objection letters on the tax assesssments.

The Bank received the Objection Decision was issued on 15 December 2025, for Corporate Income Tax, on 4 December 2025, for Final Income Tax, on 5 December 2025, for VAT for the June 2021 period, and on 8 December 2025, for VAT for the September and November 2021 periods.

The Bank plan to submit a tax appeal letters for the above decisions.

Fiscal Year 2020

On 7 March 2025, Bank received Notification for Tax Audit for year 2020.

On 27 October 2025, the Directorate General of Taxes issued a Tax Underpayment Assessment Letter (SKPKB) for all types of taxes amounting to Rp 29,140 for Corporate Income Tax amounting to Rp 21,058 and Article 23 Income Tax amounting to Rp 180 and Article 26 Income Tax amounting to Rp 1,703 and Article 4(2) Income Tax amounting to Rp 3 and VAT amounting to Rp 6,195. The Bank has made full payment of the SKPKB on 26 November 2025.

The Bank plan to submit a tax objection letter against the SKPKB.

Fiscal Year 2024

On September 2025, Bank has received Tax Audit Notification Letter.

Until now, the tax audit process is still on going.

16. ASET TETAP / *16. FIXED ASSETS*

Aset tetap terdiri dari: / *Fixed assets consist of the following:*

Tahun berakhir 31 Desember 2025/ *Year ended 31 December 2025*

	Saldo awal/ *Beginning balance*	Penambahan/ *Additions*	Pengurangan / *Deductions*	Reklasifikasi/ *Reclassification*	Pengukuran kembali/ *Remeasurement*	Saldo akhir/ *Ending balance*	
Model revaluasi							***Revaluation model***
Kepemilikan langsung							***Direct ownership***
Tanah	1,049,011	-	-	(26,113)*	-	1,022,898	*Land*
Model biaya							***Cost model***
Kepemilikan langsung							***Direct ownership***
Tanah	28,023	-	-	-	-	28,023	*Land*
Gedung	468,977	2,670	(658)	24,030*	-	495,019	*Buildings*
Kendaraan bermotor	511,340	53,109	(51,634)	(36,290)**	-	476,525	*Motor vehicles*
Perlengkapan kantor	1,960,652	89,895	(156,336)	115,544***	-	2,009,755	*Office equipments*
Leasehold improvement	647,116	21,572	(35,805)	9,806	-	642,689	*Leasehold improvement*
Aset dalam pembangunan	36,295	139,764	(22,364)	(137,853)	-	15,842	*Construction in progress*
	3,652,403	307,010	(266,797)	(24,763)	-	3,667,853	
Aset hak guna	1,356,733	155,945	(92,694)	-	109,916	1,529,900	*Right-of-use assets*
	6,058,147	462,955	(359,491)	(50,876)	109,916	6,220,651	
Akumulasi penyusutan							***Accumulated depreciation***
Gedung	(334,183)	(20,080)	658	4,089*	-	(349,516)	*Buildings*
Kendaraan bermotor	(257,124)	(66,030)	50,348	-	-	(272,806)	*Motor vehicles*
Perlengkapan kantor	(1,645,296)	(154,159)	155,323	-	-	(1,644,132)	*Office equipments*
Leasehold improvement	(608,589)	(46,990)	35,805	-	-	(619,774)	*Leasehold improvement*
	(2,845,192)	(287,259)	242,134	4,089	-	(2,886,228)	
Aset hak guna	(928,533)	(191,997)	91,698	-	-	(1,028,832)	*Right-of-use assets*
	(3,773,725)	(479,256)	333,832	4,089	-	(3,915,060)	
Nilai buku bersih	2,284,422					2,305,591	*Net book value*

*) Termasuk reklasifikasi aset tetap Bank yang terdiri atas tanah dan bangunan ke aset lain-lain dengan nilai buku sebesar Rp 27.070.
**) Reklasifikasi aset tetap Entitas anak yang terdiri atas kendaraan bermotor ke aset lain-lain dengan nilai buku sebesar Rp 36.290.
***) Termasuk reklasifikasi aset tetap Bank anak yang terdiri atas perlengkapan kantor dari aset takberwujud dengan nilai buku sebesar Rp 16.573.

*Included reclassification of the Bank's fixed assets consisting of *) land and building to other assets with book value amounted Rp 27,070*
*Reclassification of the Subsidiaries' fixed assets consisting of motor vehicles **) to other assets with book value amounted Rp 36,290*
*Included reclassification of the Bank's fixed assets consisting of ***) office equipments from intangible assets with book value amounted Rp 16,573*

Tahun berakhir 31 Desember 2024/ *Year ended 31 December 2024*

	Saldo awal/ *Beginning balance*	Penambahan dari akuisisi/ *Additions from acquisition*	Penambahan/ *Additions*	Pengurangan / *Deductions*	Reklasifikasi/ *Reclassification*	Revaluasi/ *Revaluation*	Saldo akhir/ *Ending balance*	
Model revaluasi								***Revaluation model***
Kepemilikan langsung								***Direct ownership***
Tanah	1,041,197	-	-	-	-	7,814	1,049,011	*Land*
Model biaya								***Cost model***
Kepemilikan langsung								***Direct ownership***
Tanah	-	28,765	-	(742)	-	-	28,023	*Land*
Gedung	418,901	40,885	623	(2,413)	10,981	-	468,977	*Buildings*
Kendaraan bermotor	254,306	328,068	33,841	(117,344)	12,469*	-	511,340	*Motor vehicles*
Perlengkapan kantor	1,476,348	430,217	78,871	(87,780)	62,996**	-	1,960,652	*Office equipments*
Leasehold improvement	589,914	71,999	22,079	(40,715)	3,839	-	647,116	*Leasehold improvement*
Aset dalam pembangunan	43,875	-	91,915	(29,829)	(69,666)	-	36,295	*Construction in progress*
	2,783,344	899,934	227,329	(278,823)	20,619	-	3,652,403	
Aset hak guna	1,215,709	218,561	149,359	(226,896)	-	-	1,356,733	*Right-of-use assets*
	5,040,250	1,118,495	376,688	(505,719)	20,619	7,814	6,058,147	
Akumulasi penyusutan								***Accumulated depreciation***
Gedung	(287,315)	(30,998)	(18,223)	2,353	-	-	(334,183)	*Buildings*
Kendaraan bermotor	(167,309)	(69,523)	(63,360)	43,068	-	-	(257,124)	*Motor vehicles*
Perlengkapan kantor	(1,216,486)	(350,491)	(165,315)	86,996	-	-	(1,645,296)	*Office equipments*
Leasehold improvement	(543,069)	(63,393)	(42,708)	40,581	-	-	(608,589)	*Leasehold improvement*
	(2,214,179)	(514,405)	(289,606)	172,998	-	-	(2,845,192)	
Aset hak guna	(778,259)	(144,141)	(197,217)	191,084	-	-	(928,533)	*Right-of-use assets*
	(2,992,438)	(658,546)	(486,823)	364,082	-	-	(3,773,725)	
Nilai buku bersih	2,047,812						2,284,422	*Net book value*

*) Reklasifikasi aset tetap Entitas anak yang terdiri atas kendaraan bermotor ke aset lain-lain dengan nilai buku sebesar Rp 12.469
**) Termasuk reklasifikasi aset tetap Bank anak yang terdiri atas perlengkapan kantor dari aset takberwujud dengan nilai buku sebesar Rp 8.150.

*Reclassification of the Subsidiaries' fixed assets consisting of motor vehicles *) to other assets with book value amounted Rp 12,469*
*Included reclassification of the Bank's fixed assets consisting of **) office equipments from intangible assets with book value amounted Rp 8,150*

16. ASET TETAP (lanjutan) / *16. FIXED ASSETS (continued)*

Rincian keuntungan penjualan aset tetap adalah sebagai berikut:

Detail of the gain on sale of fixed assets was as follows:

	31 Desember/*December*		
	2025	**2024**	
Hasil atas penjualan aset tetap	8,536	41,720	*Proceeds from sale of fixed assets*
Nilai buku bersih	(1,230)	(23,170)	*Net book value*
Keuntungan penjualan aset tetap	7,306	18,550	*Gains on sale of fixed assets*

Aset hak-guna meliputi transaksi sewa yang dilakukan Bank dimana Bank menyewa bangunan untuk ruang kantor. Sewa ruang kantor secara umum berlaku untuk periode 3 - 10 tahun. Beberapa sewa termasuk opsi untuk memperbaharui periode sewa dengan tambahan durasi yang sama setelah kontrak berakhir. Bank juga menyewa kendaraan dan peralatan dengan periode kontrak 2 - 5 tahun, apartemen dan rumah dinas dengan periode kontrak 2 tahun, dan peralatan IT dan mesin dengan periode kontrak 3 - 5 tahun.

The right-of-use assets include the Bank's lease transactions whereby the Bank leases buildings for its office. The leases of office space typically run for a period of 3 - 10 years. Some leases include an option to renew the lease for an additional period of the same duration after the end of the contract term. The Bank also leases vehicles and equipment with contract terms of 2 - 5 years, apartments, and employee residences with contract terms of 2 years and IT equipment and machinery with contract terms of 3 - 5 years.

Aset hak-guna juga meliputi transaksi sewa yang dilakukan Entitas Anak dimana Entitas Anak menyewa bangunan untuk ruang kantor. Sewa ruang kantor secara umum berlaku untuk periode 3 - 10 tahun. Beberapa sewa termasuk opsi untuk memperbaharui periode sewa dengan tambahan durasi yang sama setelah kontrak berakhir. Entitas Anak juga menyewa kendaraan dan peralatan dengan periode kontrak 3 - 5 tahun dan peralatan IT dan mesin dengan periode kontrak 3 - 5 tahun.

The right-of-use assets also include the Subsidiary's lease transactions whereby the Subsidiary leases buildings for its office. The leases of office space typically run for a period of 3 - 10 years. Some leases include an option to renew the lease for an additional period of the same duration after the end of the contract term. The Subsidiary also leases vehicles and equipment with contract terms of 3 - 5 years and IT equipment and machinery with contract terms of 3 - 5 years.

Aset dalam pembangunan pada tanggal 31 Desember 2025 dan 2024 masing-masing sebesar Rp 15.842 dan Rp 36.295 merupakan gedung yang disewa dari pihak ketiga dan masih dalam tahap renovasi dan perlengkapan kantor yang masih dalam tahap konstruksi. Konstruksi tersebut diperkirakan akan selesai pada tahun 2026 dengan persentase penyelesaian adalah antara 1% - 83% pada tanggal 31 Desember 2025 (31 Desember 2024: 15% - 93%).

Assets under construction as of 31 December 2025 and 2024 amounted to Rp 15,842 and Rp 36,295, respectively, related to buildings that were rented from third parties but was still in the renovation progress and office equipments that were still under construction. Those constructions are estimated to be completed in 2026 with current percentages of completion between 1% - 83% as of 31 December 2025 (31 December 2024: 15% - 93%).

Pada tanggal 31 Desember 2025 dan 2024, aset tetap, kecuali tanah, telah diasuransikan kepada perusahaan asuransi pihak ketiga (disajikan sebesar nilai pertanggungan):

As of 31 December 2025 and 2024, fixed assets, except for land, have been insured by the third party insurance companies (presented at sum insured):

	31 Desember/*December*		
	2025	**2024**	
PT Asuransi MSIG Indonesia	786,107	820,156	*PT Asuransi MSIG Indonesia*
PT Asuransi Sinar Mas	222,373	213,247	*PT Asuransi Sinar Mas*
PT Zurich General Takaful Indonesia	180,846	180,846	*PT Zurich General Takaful Indonesia*
PT Asuransi Tokio Marine	229	2,602	*PT Asuransi Tokio Marine*
Jumlah	1,189,555	1,216,851	*Total*

Nilai buku untuk aset yang diasuransikan pada tanggal 31 Desember 2025 dan 2024 masing-masing sebesar Rp 541.162 dan Rp 540.474.

The book value of the assets insured as of 31 December 2025 and 2024 is Rp 541,162 and Rp 540,474, respectively.

Untuk tahun yang berakhir pada tanggal 31 Desember 2025, terdapat aset tetap Bank yang terdiri atas tanah dan bangunan telah direklasifikasi ke properti terbengkalai dengan nilai buku sebesar Rp 27.070.

For the year ended 31 December 2025,the Bank's fixed assets consisting of land and building were reclassified as abandoned property with book value amounted Rp 27,070.

16. ASET TETAP (lanjutan)

Grup berpendapat bahwa nilai pertanggungan asuransi cukup untuk menutup kemungkinan kerugian dari aset tetap tersebut.

Pada tanggal 31 Desember 2025, Bank melakukan peninjauan kembali atas masa manfaat, metode penyusutan dan nilai residu aset tetap dan menyimpulkan bahwa diperlukan perubahan untuk masa manfaat atas *Network dan Server* yang merupakan kelompok aset Inventaris Kantor yang sebelumnya memiliki masa manfaat selama 4 tahun menjadi 6 tahun. Perubahan tersebut dilakukan karena manajemen Bank melihat bahwa kelompok aset tersebut masih dapat terus digunakan selama masih menerima *support* dari vendor yang pada umumnya masih diberikan selama 6 tahun.

Perubahan estimasi umur manfaat ini merupakan perubahan estimasi akutansi dan diterapkan secara prospektif sesuai dengan PSAK 208 Kebijakan Akuntansi, Perubahan Estimasi Akuntansi, dan Kesalahan. Dengan demikian, perubahan tersebut tidak berdampak terhadap laporan keuangan periode sebelumnya.

Sebagai dampak dari perpanjangan umur manfaat aset tersebut, beban penyusutan pada periode berjalan dan periode mendatang akan menurun atas aset *Network* dan *Server* yang merupakan kelompok aset Inventaris Kantor. Dampak pada nilai beban penyusutan yang sudah dibukukan sebelumnya dan perlu dilakukan penyesuaian sebesar Rp 973.

Pada tanggal 31 Desember 2025, Entitas Anak melakukan peninjauan kembali atas masa manfaat, metode penyusutan dan nilai residu aset tetap dan menyimpulkan bahwa tidak diperlukan perubahan atas metode dan asumsi tersebut.

Pada tanggal 31 Desember 2024, Grup melakukan peninjauan kembali atas masa manfaat, metode penyusutan dan nilai residu aset tetap dan menyimpulkan bahwa tidak diperlukan perubahan atas metode dan asumsi tersebut.

Penyusutan aset tetap untuk tahun-tahun yang berakhir pada tanggal 31 Desember 2025 dan 2024 masing-masing sebesar Rp 287.259 dan Rp 289.606 dibebankan pada beban umum dan administrasi (Catatan 37).

Penyusutan aset hak guna untuk tahun-tahun yang berakhir pada tanggal 31 Desember 2025 dan 2024 masing-masing sebesar Rp 191.997 dan Rp 197.217 dibebankan pada beban umum dan administrasi (Catatan 37).

***16. FIXED ASSETS** (continued)*

The Group believes that the insurance coverage is adequate to cover possible losses arising from the fixed assets.

As of 31 December 2025, the Bank performed a review on useful life, depreciation method and residual value of fixed assets and concluded that a change in the useful life of Network and Server which previously had a useful life of 4 years to 6 years. The change was made because the Bank's management concluded that the the asset group could still capable of providing future economic benefits as long as vendor support is available, which is generally provided for 6 years.

This change in estimated useful lives represent a change in accounting estimate and had been applied prospectively in accordance with PSAK 208 Accounting Policies, Changes in Accounting Estimate, and Errors. Therefore, this change has no impact on the financial statements of prior peiods.

As a result of the extension of the useful lives of the assets, depreciation expenses for the current and future periods will decrease for Network and Server assets, which are part of the Office Inventory asset group. The impact on the previously recorded depreciation expense that needs to be adjusted amounts to Rp 973.

As of 31 December 2025, the Subsidiaries performed a review on useful life, depreciation method and residual value of fixed assets and concluded that no change in these method and assumptions was necessary.

As of 31 December 2024, the Group performed a review on useful life, depreciation method and residual value of fixed assets and concluded that no change in these method and assumptions was necessary.

The depreciation of fixed assets for the periods ended 31 December 2025 and 2024 amounting to Rp 287,259 and Rp 289,606, was charged to general and administrative expenses (Note 37).

The depreciation of right-of-use asset for the years ended 31 December 2025 and 2024 amounting to Rp 191,997 and Rp 197,217, respectively, was charged to general and administrative expenses (Note 37).

16. ASET TETAP (lanjutan)

Pada tanggal 31 Desember 2025, aset tetap yang sudah disusutkan penuh namun masih digunakan untuk menunjang aktivitas operasi Grup adalah sebesar Rp 2.262.855 (31 Desember 2024: Rp 2.140.637).

Manajemen Grup berpendapat bahwa tidak terdapat indikasi adanya penurunan nilai atas aset tetap pada tanggal 31 Desember 2025 dan 2024.

Pada tanggal 31 Desember 2025 dan 2024, tidak terdapat aset tetap yang digunakan sebagai jaminan dan semua aset tetap tidak dibatasi kepemilikannya.

Revaluasi tanah

Penilaian terakhir atas tanah terakhir dilakukan oleh Bank untuk periode berakhir 30 September 2023 oleh KJPP Susan Widjojo dan Rekan, penilai properti independen eksternal yang telah terdaftar di OJK, yang memenuhi kualifikasi profesional dan berpengalaman di lokasi dan kategori aset yang dinilai, dengan nomor laporan 00341/2.0068-00/PI/07/0525/1/XII/2023 tanggal 7 Desember 2023.

Penilaian atas tanah dilakukan oleh Entitas Anak pada tahun 2024 oleh KJPP Susan Widjojo dan Rekan, penilai properti independen eksternal yang telah terdaftar di OJK, yang memenuhi kualifikasi profesional dan berpengalaman di lokasi dan kategori aset yang dinilai. Dilakukan pembukuan atas surplus revaluasi aset tanah pada tahun 2024.

Penilaian dilakukan berdasarkan POJKRI No. 28/POJK.04/2021 tentang Penilaian dan Penyajian Laporan Penilaian Properti di Pasar Modal, serta Kode Etik Penilai Indonesia dan Standar Penilaian Indonesia Edisi VII tahun 2018 (KEPI & SPI Edisi VII-2018). Metode penilaian yang dipakai adalah metode data pasar. Elemen-elemen yang digunakan dalam perbandingan data untuk menentukan nilai wajar aset antara lain:

a) Jenis dan hak yang melekat pada properti
b) Karakteristik tanah
c) Kondisi pasar
d) Kondisi ekonomi
e) Letak dan waktu

***16. FIXED ASSETS** (continued)*

As of 31 December 2025, fixed assets that have been fully depreciated but were still in use to support the Group's operational activities amounted to Rp 2,262,855 (31 December 2024: Rp 2,140,637).

The Group's management believes that there was no indication of impairment in the value of fixed assets as of 31 December 2025 and 2024.

As of 31 December 2025 and 2024, there was no fixed asset pledged as collateral and no limitation on the ownership of fixed assets.

Revaluation of land

The latest valuations of land were last perfomed by the Bank for the period ended 30 September 2023 by KJPP Susan Widjojo dan Rekan, an external independent property appraiser which are registered with OJK, who fulfills the professional qualifications and experience in the location and category of the assets being valued, with report number 00341/2.0068-00/PI/07/0525/1/XII/2023 dated 7 December 2023.

The valuations of land were perfomed by Subsidiary for period 2024 by KJPP Susan Widjojo dan Rekan, an external independent property appraiser which are registered with OJK, who fulfills the professional qualifications and experience in the location and category of the assets being valued. The surplus on revaluation of land recorded in 2024.

Valuations were performed based on POJKRI No. 28/POJK.04/2021 about Valuation and Presentation of Property Valuation Reports in the Capital Market, as well as the Indonesian Appraisal Code of Ethics and Indonesian Valuation Standards VII Edition 2018 (KEPI & SPI VII Edition-2018). The valuation method used was market value approach. Elements used in data comparison to determine fair value of assets, among others were as follows:

a) Types and rights attached to the property
b) Land characteristics
c) Market condition
d) Economy condition
e) Location and time

16. ASET TETAP (lanjutan)

Revaluasi tanah (lanjutan)

Nilai wajar ditentukan dengan menggunakan hierarki dan input-input yang digunakan dalam teknis penilaian untuk aset non-keuangan:
- *Level* 1: Input yang berasal dari harga kuotasian (tanpa penyesuaian) dalam pasar aktif untuk aset yang identik.
- *Level* 2: Input selain harga kuotasian pasar dalam level 1 yang dapat diobservasi baik secara langsung maupun tidak langsung.
- *Level* 3: Input yang tidak dapat diobservasi.

Pengukuran nilai wajar diatas dikategorikan sebagai nilai wajar *Level* 2 berdasarkan input-input dalam teknik penilaian yang digunakan.

Selisih penilaian kembali tanah pada tanggal 31 Desember 2024 dicatat sebagai keuntungan revaluasi aset tetap dan disajikan pada penghasilan komprehensif lain sebesar Rp 7.814. Sampai dengan 31 Desember 2024, terdapat reklasifikasi revaluasi aset tetap ke saldo laba sebesar Rp 19.179 yang disebabkan oleh penjualan aset terbengkalai. Pada tanggal 31 Desember 2025, tidak terdapat perubahan revaluasi aset tetap.

Jumlah harga perolehan tanah Grup pada tanggal 31 Desember 2025 dan 2024 sebesar Rp 79.519.

***16. FIXED ASSETS** (continued)*

***Revaluation of land** (continued)*

Fair values are determined using the following hierarchy of input used in the valuation techniques for non-financial assets:
- Level 1: Inputs that are derived from quoted prices (unadjusted) in active markets for identical assets.

- Level 2: Inputs other than quoted market price included in level 1 that are observable either directly or indirectly.
- Level 3: Inputs that are unobservable

The above fair value measurement has been categorized as Level 2 fair value based on the inputs to the valuation technique used.

The differences arising on land of revaluation as of 31 December 2024 were recorded as gain on revaluation of fixed assets and presented in other comprehensive income amounting to Rp 7,814, respectively. Until 31 December 2024, there were reclassification from revaluation of fixed assets to retained earnings of Rp 19,179 caused by sale of abandoned assets. As of 31 December 2025, there is no changes in land of revaluation.

The acquisition cost of the Group's land as of 31 December 2025 and 2024 amounting to Rp 79,519.

17. ASET TAKBERWUJUD DAN *GOODWILL*

17. INTANGIBLE ASSETS AND GOODWILL

	Tahun berakhir 31 Desember 2025/ *Year ended 31 December 2025*					
	Saldo awal/ *Beginning balance*	**Penambahan/ *Additions***	**Pengurangan/ *Deductions***	**Reklasifikasi/ *Reclassification****	**Saldo akhir/ *Ending balance***	
Harga perolehan						***Cost***
Piranti lunak	4,559,707	141,590	(158,151)	220,971	4,764,117	*Software*
Pengembangan piranti lunak	151,692	211,705	(514)	(237,544)	125,339	*Software development*
Merek dagang	61,060	-	-	-	61,060	*Trademarks*
Hubungan pelanggan	325,061	-	-	-	325,061	*Customer relationship*
Total aset takberwujud	5,097,520	353,295	(158,665)	(16,573)	5,275,577	*Total intangible assets*
Goodwill	1,098,209	-	-	-	1,098,209	*Goodwill*
Akumulasi amortisasi						***Accumulated amortization***
Piranti lunak	(3,339,258)	(424,203)	158,151	-	(3,605,310)	*Software*
Merek dagang	(2,290)	(3,053)	-	-	(5,343)	*Trademarks*
Hubungan pelanggan	(45,065)	(60,086)	-	-	(105,151)	*Customer relationship*
	(3,386,613)	(487,342)	158,151	-	(3,715,804)	
Nilai buku bersih	2,809,116				2,657,982	*Net book value*

*) Reklasifikasi mengurangi nilai aset takberwujud dan menambah nilai aset tetap

*Reclassification deduction of intangible assets balance and *) addition to fixed asset balances*

17. ASET TAKBERWUJUD DAN *GOODWILL* (lanjutan)

17. *INTANGIBLE ASSETS AND GOODWILL (continued)*

	Tahun berakhir 31 Desember 2024/ *Year ended 31 December 2024*						
	Saldo awal/ *Beginning balance*	Penambahan dari akuisisi/ *Additions from acquisition*	Penambahan/ *Additions*	Pengurangan/ *Deductions*	Reklasifikasi/ *Reclassification**	Saldo akhir/ *Ending balance*	
Harga perolehan							***Cost***
Piranti lunak	3,232,014	986,055	97,400	(81,138)	325,376	4,559,707	*Software*
Pengembangan piranti lunak	248,025	-	237,193	-	(333,526)	151,692	*Software development*
Merek dagang	-	61,060	-	-	-	61,060	*Trademarks*
Hubungan pelanggan	-	325,061	-	-	-	325,061	*Customer relationship*
Total aset takberwujud	3,480,039	1,372,176	334,593	(81,138)	(8,150)	5,097,520	*Total intangible assets*
Goodwill	61,116	1,037,093	-	-	-	1,098,209	*Goodwill*
Akumulasi amortisasi							***Accumulated amortization***
Piranti lunak	(2,451,771)	(585,495)	(376,585)	74,593	-	(3,339,258)	*Software*
Merek dagang	-	-	(2,290)	-	-	(2,290)	*Trademarks*
Hubungan pelanggan	-	-	(45,065)	-	-	(45,065)	*Customer relationship*
	(2,451,771)	(585,495)	(423,940)	74,593	-	(3,386,613)	
Nilai buku bersih	1,089,384					2,809,116	*Net book value*

*) Reklasifikasi mengurangi nilai aset takberwujud dan menambah nilai aset tetap

*Reclassification deduction of intangible assets balance and *) addition to fixed asset balances*

Sisa periode amortisasi untuk piranti lunak adalah 1 sampai dengan 8 tahun.

The remaining amortization period of software is 1 to 8 years.

Goodwill merupakan selisih antara nilai perolehan dengan nilai wajar dari aset Entitas Anak yang diakuisisi.

Goodwill represents the difference between the cost of acquisition and the fair value of Subsidiary's assets acquired.

Pada 27 Maret 2024, terdapat penambahan merek dagang, hubungan pelanggan, piranti lunak dan *goodwill.* Merek dagang, hubungan pelanggan dan piranti lunak berasal dari nilai valuasi atas akuisisi PT Oto Multiartha dan PT Summit Oto Finance. G*oodwill* merupakan selisih antara nilai perolehan dengan nilai wajar dari aset PT Oto Multiartha dan PT Summit Oto Finance yang masing-masing diakuisisi oleh Bank sebesar 51%.

On 27 March 2024, there is additional trademarks, customer relationship, software and goodwill. Trademarks, customer relationship and software derived from valuation amount of acquisition of PT Oto Multiartha dan PT Summit Oto Finance. Goodwill represents the difference between the cost of acquisition and the fair value of PT Oto Multiartha and PT Summit Oto Finance assets acquired by the Bank amounted 51%, respectively.

Manajemen Grup berpendapat bahwa tidak terdapat indikasi adanya penurunan nilai aset takberwujud dan *goodwill* pada tanggal 31 Desember 2025 dan 2024.

The Group's management believes that there was no impairment in the value of intangible assets and goodwill as of 31 December 2025 and 2024.

Amortisasi aset takberwujud untuk tahun-tahun yang berakhir pada tanggal 31 Desember 2025 dan 2024 masing-masing sebesar Rp 487.342 dan Rp 423.940 dan dibebankan sebagai beban umum dan administrasi (Catatan 37).

The amortization of intangible assets for the periods ended 31 December 2025 and 2024 amounted to Rp 487,342 and Rp 423,940, respectively, and was charged to general and administrative expenses (Note 37).

18. ASET LAIN-LAIN – BERSIH / *18. OTHER ASSETS – NET*

	31 Desember/*December*		
	2025	**2024**	
Tagihan kredit lainnya	347,889	306,328	*Other credit receivables*
Agunan yang diambil alih	283,303	245,620	*Foreclosed collaterals*
Wesel ekspor lainnya	276,635	260,408	*Other export bills*
Uang muka	176,733	165,962	*Advance payment*
Jaminan kontrak	174,950	159,467	*Security deposits*
Transaksi ATM dan transfer	59,183	72,881	*ATM transaction and transfer*
Tagihan penyelesaian surat berharga	45,993	85,780	*Receivables from sales of securities*
Properti terbengkalai	27,070	-	*Abandoned property*
Aset dimiliki untuk dijual	5,602	11,352	*Asset held for sale*
Aset imbalan kerja	-	17,147	*Employee benefit assets*
Lain-lain	241,149	284,614	*Others*
	1,638,507	1,609,959	
Dikurangi: Cadangan kerugian penurunan nilai	(157,077)	(189,329)	*Less: Allowance for impairment losses*
	1,481,430	1,420,630	

Tagihan kredit lainnya terdiri dari tagihan bunga yang masih tertunggak dari debitur sebelum restrukturisasi dan penalti keterlambatan bayar untuk pinjaman yang diberikan.

Other credit receivables consist of overdue interest receivables from debtors prior to restructuring and penalty for late payments of loans.

Wesel ekspor lainnya adalah tagihan yang timbul dari negosiasi dokumen wesel ekspor dalam transaksi *usance L/C* yang belum diakseptasi.

Other export bills are receivables from negotiation of export bills in usance L/C transactions which have not been accepted.

Uang muka merupakan uang muka pembelian inventaris, beban perjalanan dinas dan uang muka operasional lainnya.

Advance payment consists of advances for purchace on office supplies, business trip allowances and other operational advances.

Jaminan kontrak merupakan pembayaran atas uang jaminan sewa gedung, sewa IT dan setoran jaminan lembaga *switching* untuk transaksi *real time transfer*.

Security deposits represent security deposits payment on building rent, IT rent and switching agent pre-fund deposits for real time transfer transactions.

Transaksi ATM dan transfer terdiri dari piutang atas transaksi ATM dan transfer antar bank yang akan diselesaikan pada hari kerja berikutnya.

ATM transaction and transfer consists of receivables from ATM transaction and transfer from other banks that will be settled on the following working day.

Tagihan penyelesaian surat berharga merupakan tagihan yang akan diterima dari pihak ketiga atas penjualan surat berharga yang belum diselesaikan pada akhir hari.

Receivables from sales of securities represent receivables from third parties for sales of securities which have not been settled at the end of the day.

Aset imbalan kerja merupakan kelebihan pendanaan pada aset program di mana terdapat manfaat ekonomik masa depan untuk entitas.

Employee benefit assets derived from overfunding in plan asset program which provide future economic benefit to the entity.

Lain-lain terdiri dari berbagai macam tagihan dari transaksi kepada pihak ketiga.

Others mainly consist of various receivables from transactions with third parties.

18. ASET LAIN-LAIN – BERSIH (lanjutan)

Cadangan kerugian penurunan nilai aset lain-lain pada tanggal 31 Desember 2025 dan 2024 dibentuk sebagian besar untuk tagihan kredit lainnya. Perubahan dalam cadangan kerugian penurunan nilai aset lain-lain adalah sebagai berikut:

18. OTHER ASSETS – NET (continued)

Allowance for impairment losses for other assets as of 31 December 2025 and 2024 was made mainly made for other credit receivables. The movement of the allowance for impairment losses for other assets was as follows:

	31 Desember/*December*		
	2025	**2024**	
Saldo awal	(189,329)	(105,572)	*Beginning balance*
Penambahan dari akuisisi	-	(59,862)	*Addition due to acquisition*
Pemulihan (penyisihan) selama tahun berjalan (Catatan 38)	22,228	(23,895)	*Reversal (provision) during the year (Note 38)*
Penghapusbukuan selama tahun berjalan	10,135	-	*Write-off during the year*
Lainnya	(111)	-	*Others*
Saldo akhir	(157,077)	(189,329)	*Ending balance*

Manajemen berpendapat bahwa cadangan yang dibentuk cukup untuk menutup kemungkinan kerugian akibat penurunan nilai aset lain-lain pada tanggal 31 Desember 2025 dan 2024.

Management believes that the allowance for losses was adequate to cover impairment losses on other assets as of 31 December 2025 and 2024.

19. LIABILITAS SEGERA

Seluruh liabilitas segera dengan pihak ketiga.

19. OBLIGATIONS DUE IMMEDIATELY

All obligations due immediately were to third parties.

	31 Desember/*December*		
	2025	**2024**	
Rupiah:			***Rupiah:***
Titipan transaksi surat berharga	42,104	20,771	*Unsettled securities transaction*
Hutang kepada pihak ketiga	12,873	15,935	*Payables to third parties*
Titipan bagi hasil deposito	2,666	2,142	*Unsettled profit-sharing of time deposits*
Titipan uang notaris	418	3,032	*Unsettled notary transactions*
Kiriman uang yang belum diselesaikan	212	45	*Unsettled remittance transactions*
Lain-lain	2,082	5,931	*Others*
	60,355	47,856	
Mata uang asing:			***Other currencies:***
Titipan transaksi surat berharga	1,274	946	*Unsettled securities transaction*
Kiriman uang yang belum diselesaikan	23,366	96	*Unsettled remittance transactions*
	24,640	1,042	
	84,995	48,898	

Titipan transaksi surat berharga merupakan tampungan atas uang penjualan surat berharga yang belum diselesaikan.

Unsettled securities transaction represent the payment of securities that have not been settled.

20. SIMPANAN NASABAH / *20. DEPOSITS FROM CUSTOMERS*

	31 Desember/*December* 2025	2024	
Pihak ketiga:			*Third parties:*
- Giro	28,817,277	25,495,855	*Current accounts -*
- Tabungan	23,307,003	18,955,433	*Savings deposits -*
- Deposito berjangka	43,286,645	49,265,819	*Time deposit -*
- Deposito *on call*	25,347,934	17,679,561	*Deposits on call -*
	120,758,859	111,396,668	
Pihak berelasi:			*Related parties:*
- Giro	36,683	89,637	*Current accounts -*
- Tabungan	175,078	72,353	*Savings deposits -*
- Deposito berjangka	94,709	134,801	*Time deposits -*
- Deposito *on call*	6,000	25,000	*Deposits on call -*
	312,470	321,791	
	121,071,329	111,718,459	
Beban bunga yang masih harus dibayar	212,699	267,398	*Accrued interest expenses*
	121,284,028	111,985,857	

Berdasarkan mata uang: / *By currency:*

	31 Desember/*December* 2025	2024	
Simpanan nasabah:			*Deposits from customers:*
Rupiah	92,901,909	89,872,417	*Rupiah*
Dolar Amerika Serikat	25,661,566	19,420,933	*United States Dollar*
Yen Jepang	1,715,577	1,903,548	*Japanese Yen*
Mata uang asing lainnya	792,277	521,561	*Other foreign currencies*
	121,071,329	111,718,459	
Beban bunga yang masih harus dibayar	212,699	267,398	*Accrued interest expenses*
	121,284,028	111,985,857	

a. Giro / *a. Current accounts*

Berdasarkan mata uang: / *By currency:*

	31 Desember/*December* 2025	2024	
Rupiah	15,953,069	16,496,150	*Rupiah*
Dolar Amerika Serikat	11,330,126	7,386,936	*United States Dollar*
Yen Jepang	1,393,221	1,565,974	*Japanese Yen*
Mata uang asing lainnya	177,544	136,432	*Other foreign currencies*
	28,853,960	25,585,492	
Beban bunga yang masih harus dibayar	1,548	1,986	*Accrued interest expenses*
	28,855,508	25,587,478	

Giro Wadiah yang dikelola oleh Entitas Anak masing-masing sebesar Rp 42.562 dan Rp 6.792 pada tanggal 31 Desember 2025 dan 2024.

Wadiah current account managed by Subsidiary amounted to Rp 42,562 and Rp 6,792 as of 31 December 2025 and 2024, respectively.

20. SIMPANAN NASABAH (lanjutan) / *20. DEPOSITS FROM CUSTOMERS (continued)*

a. Giro (lanjutan) / *a. Current accounts (continued)*

Tingkat suku bunga rata-rata giro per tahun:

The average interest rate per annum for current accounts:

	31 Desember/*December*		
	2025	2024	
Rupiah	1.64%	2.04%	*Rupiah*
Mata uang asing	1.76%	1.66%	*Foreign currencies*

Saldo giro yang diblokir masing-masing sebesar Rp 1.151.999 dan Rp 455.495 pada tanggal 31 Desember 2025 dan 2024. Pemblokiran giro sebagian besar dikarenakan giro tersebut diperuntukkan sebagai akun tampungan untuk cicilan pinjaman yang diberikan dan sebagai agunan pinjaman yang diberikan.

Total current accounts which were blocked amounted to Rp 1,151,999 and Rp 455,495 as of 31 December 2025 and 2024, respectively. The blocking of current accounts is mainly because the current accounts are designated as escrow accounts for loan installments and as collaterals for loans.

b. Tabungan / *b. Saving deposits*

Berdasarkan jenis: / *By type:*

	31 Desember/*December*		
	2025	2024	
Tabungan "Jenius"	19,250,307	13,832,695	*"Jenius" Savings*
Tabungan "Tepat Tabungan Kelompok Syariah"	2,183,103	2,062,460	*"Tepat Tabungan Kelompok Syariah" Savings*
Tabungan "Citra Pensiun"	1,271,032	2,281,503	*"Citra Pensiun" Savings*
Tabungan "Se To"	593,588	647,240	*"Se To" Savings*
Tabungan "Pasti"	107,171	131,140	*"Pasti" Savings*
Tabungan "Tepat Tabungan"	53,376	55,559	*"Tepat Tabungan" Savings*
Lain-lain	23,504	17,189	*Others*
	23,482,081	19,027,786	
Beban bunga yang masih harus dibayar	2,411	1,737	*Accrued interest expenses*
	23,484,492	19,029,523	

Berdasarkan mata uang: / *By currency:*

	31 Desember/*December*		
	2025	2024	
Simpanan nasabah			*Deposits from customers*
Rupiah	21,782,880	17,543,742	*Rupiah*
Dolar Amerikat Serikat	911,278	806,392	*United States Dollar*
Yen Jepang	306,899	315,975	*Japanese Yen*
Mata uang asing lainnya	481,024	361,677	*Other foreign currencies*
	23,482,081	19,027,786	
Beban bunga yang masih harus dibayar	2,411	1,737	*Accrued interest expenses*
	23,484,492	19,029,523	

20. SIMPANAN NASABAH (lanjutan) / *20. DEPOSITS FROM CUSTOMERS (continued)*

b. Tabungan (lanjutan) / *b. Saving deposits (continued)*

Tingkat suku bunga rata-rata tabungan per tahun:

Average interest rate per annum for saving deposits:

	31 Desember/*December*		
	2025	**2024**	
Rupiah	3.39%	2.56%	*Rupiah*
Mata uang asing	1.54%	1.50%	*Foreign currencies*

Saldo tabungan yang diblokir pada tanggal 31 Desember 2025 dan 2024 masing-masing sebesar Rp 9.379.809 dan Rp 5.772.910. Pemblokiran tabungan sebagian besar dikarenakan tabungan tersebut diperuntukkan sebagai dana nasabah yang tidak dapat ditarik hingga tanggal jatuh tempo yang telah ditentukan.

Total saving deposits which were blocked as of 31 December 2025 and 2024 amounted to Rp 9,379,809 and Rp 5,772,910, respectively. The blocking of saving accounts is mainly because the saving accounts are designated as customer funds that cannot be withdrawn until the specified maturity date.

c. Deposito berjangka / *c. Time deposits*

Berdasarkan mata uang: / *By currency:*

	31 Desember/*December*		
	2025	**2024**	
Deposito berjangka			*Time Deposits*
Rupiah	39,464,772	42,661,896	*Rupiah*
Dolar Amerika Serikat	3,774,902	6,705,975	*United States Dollar*
Dolar Singapura	122,724	23,452	*Singapore dollar*
Yen Jepang	7,971	9,297	*Japanese Yen*
Lainnya	10,985	-	*Others*
	43,381,354	49,400,620	
Beban bunga yang masih harus dibayar	165,679	194,118	*Accrued interest expenses*
	43,547,033	49,594,738	

Berdasarkan jangka waktu: / *By time period:*

	31 Desember/*December*		
	2025	**2024**	
Hingga 1 bulan	19,448,067	23,320,389	*Up to 1 month*
Lebih dari 1 - 3 bulan	14,862,872	16,197,359	*More than 1 - 3 months*
Lebih dari 3 - 6 bulan	6,146,105	5,872,338	*More than 3 - 6 months*
Lebih dari 6 - 12 bulan	2,909,471	3,995,992	*More than 6 - 12 months*
Lebih dari 1 tahun	14,839	14,542	*More than 1 year*
	43,381,354	49,400,620	
Beban bunga yang masih harus dibayar	165,679	194,118	*Accrued interest expenses*
	43,547,033	49,594,738	

20. SIMPANAN NASABAH (lanjutan) / *20. DEPOSITS FROM CUSTOMERS (continued)*

c. Deposito berjangka (lanjutan) / *c. Time deposits (continued)*

Berdasarkan tingkat suku bunga: / *By interest rate:*

	31 Desember/*December* 2025	2024	
Hingga 3%	606,667	1,466,679	*Up to 3%*
Lebih dari 3 - 5%	29,216,294	19,361,515	*More than 3 - 5%*
Lebih dari 5 - 7%	13,558,393	28,572,426	*More than 5 - 7%*
	43,381,354	49,400,620	
Beban bunga yang masih harus dibayar	165,679	194,118	*Accrued interest expenses*
	43,547,033	49,594,738	

Tingkat suku bunga rata-rata per tahun untuk deposito: / *Average interest rate per annum for time deposits:*

	31 Desember/*December* 2025	2024	
Rupiah	5.32%	5.30%	*Rupiah*
Mata uang asing	4.11%	4.65%	*Foreign currencies*

Saldo deposito berjangka yang diblokir atau dijadikan jaminan kredit pada tanggal 31 Desember 2025 dan 2024, masing-masing sebesar Rp 1.293.211 dan Rp 503.134. Pemblokiran deposito berjangka sebagian besar dikarenakan deposito berjangka tersebut diperuntukkan sebagai agunan pinjaman yang diberikan dan sebagai akun tampungan untuk cicilan pinjaman yang diberikan.

Total time deposits blocked or pledged for collaterals of loans as of 31 December 2025 and 2024 amounted to Rp 1,293,211 and Rp 503,134, respectively. The blocking of time deposits is mainly because the time deposits are designated as collateral for loans and escrow accounts for loan installments.

Informasi mengenai sisa periode sampai dengan tanggal jatuh tempo diungkapkan pada Catatan 45.

Information regarding remaining period to maturity date was disclosed in Note 45.

d. Deposito *on call* / *d. Deposits on call*

Berdasarkan mata uang: / *By currency:*

	31 Desember/*December* 2025	2024	
Deposito *on call*			*Deposits on call*
Rupiah	15,701,188	13,170,629	*Rupiah*
Dolar Amerika Serikat	9,645,260	4,521,630	*United States Dollar*
Yen Jepang	7,486	12,302	*Japanese Yen*
	25,353,934	17,704,561	
Beban bunga yang masih harus dibayar	43,061	69,557	*Accrued interest expenses*
	25,396,995	17,774,118	

20. SIMPANAN NASABAH (lanjutan) / *20. DEPOSITS FROM CUSTOMERS (continued)*

d. Deposito *on call* (lanjutan) / *d. Deposits on call (continued)*

Tingkat suku bunga rata-rata per tahun untuk deposito *on call*: / *Average interest rate per annum for deposits on call:*

	31 Desember/*December*		
	2025	**2024**	
Rupiah	5.02%	5.19%	*Rupiah*
Mata uang asing	3.63%	4.38%	*Foreign currencies*

21. SIMPANAN DARI BANK-BANK LAIN / *21. DEPOSITS FROM OTHER BANKS*

	31 Desember/*December*		
	2025	**2024**	
Pihak ketiga	841,831	58,472	*Third parties*
Pihak berelasi	3,637,817	699,242	*Related parties*
	4,479,648	757,714	
Beban bunga yang masih harus dibayar	10,364	-	*Accrued interest expenses*
	4,490,012	757,714	

a. Berdasarkan jenis: / *a. By type:*

	31 Desember/*December*		
	2025	**2024**	
Giro	974,087	752,714	*Current accounts*
Deposito berjangka	32,311	5,000	*Time deposits*
Call money	3,473,250	-	*Call money*
	4,479,648	757,714	
Beban bunga yang masih harus dibayar	10,364	-	*Accrued interest expenses*
	4,490,012	757,714	

Tidak ada saldo simpanan dari bank-bank lain yang diblokir atau dijadikan jaminan pada tanggal 31 Desember 2025 dan 2024.

There were no deposits from other banks which were blocked or pledged as of 31 December 2025 and 2024.

b. Berdasarkan mata uang: / *b. By currency:*

	31 Desember/*December*		
	2025	**2024**	
Dolar Amerika Serikat	3,401,700	-	*United States Dollar*
Rupiah	1,006,398	757,714	*Rupiah*
Yuan China	71,550	-	*China Yuan*
	4,479,648	757,714	
Beban bunga yang masih harus dibayar	10,364	-	*Accrued interest expenses*
	4,490,012	757,714	

21. SIMPANAN DARI BANK-BANK LAIN (lanjutan) / *21. DEPOSITS FROM OTHER BANKS (continued)*

c. Tingkat suku bunga rata-rata per tahun: / *c. Average interest rate per annum:*

	31 Desember/*December* 2025	2024	
Rupiah			***Rupiah***
Call money	5.89%	6.69%	*Call money*
Deposito berjangka	4.20%	4.06%	*Time deposits*
Giro	0.00%	0.00%	*Current accounts*
Dolar Amerika Serikat			***United States Dollar***
Call money	4.53%	6.06%	*Call money*

d. Jangka waktu: / *d. Time period:*

	31 Desember/*December* 2025	2024	
Sesuai permintaan	974,087	752,714	*On demand*
Kurang dari 1 bulan	1,734,200	-	*Less than 1 month*
Lebih dari 1 - 3 bulan	1,750,161	5,000	*More than 1 - 3 months*
Lebih dari 3 - 6 bulan	16,000	-	*More than 3 - 6 months*
Lebih dari 6 – 9 bulan	200	-	*More than 6 – 9 months*
Lebih dari 1 tahun	5,000	-	*More than 1 year*
	4,479,648	757,714	
Beban bunga yang masih harus dibayar	10,364	-	*Accrued interest expenses*
	4,490,012	757,714	

Informasi mengenai sisa periode sampai dengan tanggal jatuh tempo diungkapkan pada Catatan 45.

Information regarding remaining period to maturity date was disclosed in Note 45.

22. EFEK-EFEK YANG DITERBITKAN / *22. SECURITIES ISSUED*

Utang obligasi / *Bonds payable*

	Peringkat/ *Rating*	31 Desember/*December* 2025	2024	
Nilai nominal:				*Nominal value:*
Bank				*Bank*
- Obligasi Berkelanjutan V Tahap I	AAA(idn)*	355,060	355,060	*Shelf Registered Bonds V - Phase I*
- Obligasi Berkelanjutan V Tahap II	AAA(idn)*	1,396,415	1,396,415	*Shelf Registered Bonds V - Phase II*
- Obligasi Berkelanjutan V Tahap III	AAA(idn)*	816,050	-	*Shelf Registered Bonds V - Phase III*
		2,567,525	1,751,475	
Entitas Anak				*Subsidiaries*
- Obligasi Berkelanjutan I Oto Multiartha Tahap I Tahun 2023	idAAA**	500,000	500,000	*Oto Multiartha Shelf Registered Bonds I - Phase I Year 2023*
- Obligasi Berkelanjutan I Oto Multiartha I Tahap II Tahun 2024	idAAA**	444,730	700,000	*Oto Multiartha Shelf Registered Bonds I - Phase II Year 2024*
- Obligasi Berkelanjutan I Oto Multiartha I Tahap III Tahun 2025	idAAA**	800,000	-	*Oto Multiartha Shelf Registered Bonds I - Phase III Year 2025*
- Obligasi Berkelanjutan I Oto Multiartha I Tahap IV Tahun 2025	idAAA**	1,000,000	-	*Oto Multiartha Shelf Registered Bonds I - Phase IV Year 2025*
Obligasi Berkelanjutan I Summit Oto Finance I Tahap I Tahun 2025	idAAA**	1,500,000	-	*Summit Oto Finance Shelf Registered Bonds I - Phase I Year 2025*
		4,244,730	1,200,000	
Dikurangi:				*Less:*
Biaya emisi yang belum diamortisasi		(18,214)	(11,551)	*Unamortized bonds issuance costs*
		6,794,041	2,939,924	
Ditambah:				*Add:*
Beban bunga yang masih harus dibayar		29,416	21,117	*Accrued interest expenses*
		6,823,457	2,961,041	

*) Berdasarkan peringkat dari PT Fitch Ratings Indonesia
**) Berdasarkan peringkat dari PT Pemeringkat Efek Indonesia

*) *Based on rating by PT Fitch Ratings Indonesia*
**) *Based on rating by PT Pemeringkat Efek Indonesia*

22. EFEK-EFEK YANG DITERBITKAN (lanjutan) / *22. SECURITIES ISSUED (continued)*

Utang obligasi (lanjutan) / ***Bonds payable** (continued)*

	31 Desember/*December* 2025	31 Desember/*December* 2024	
Utang obligasi sesuai dengan jangka waktunya:			*Bonds payable based on time period:*
Kurang dari 1 tahun	-	255,270	*Less than 1 year*
1 – 3 tahun	3,542,720	429,705	*1 – 3 years*
Lebih dari 3 tahun	3,269,535	2,266,500	*More than 3 years*
	6,812,255	2,951,475	

Informasi lain mengenai utang obligasi pada tanggal 31 Desember 2025 dan 2024 adalah sebagai berikut:

Other information relating to bonds payable as of 31 December 2025 and 2024 was as follows:

Seri/ *Series*	Nilai nominal/ *Nominal value*	Tingkat bunga tetap/ *Fixed interest rate*	Tanggal penerbitan/ *Date of issuance*	Jatuh tempo/ *Due date*	Cicilan pokok obligasi/ *Bonds principal installment*
Obligasi Berkelanjutan V Tahap I/*Shelf Registered Bonds V Phase I:*					
Seri/ *Series* A	114,755	7.00%	5 Juli/*July* 2024	5 Juli/*July* 2027	Pembayaran penuh pada saat jatuh tempo/*Bullet payment on due date*
Seri/ *Series* B	240,305	7.10%	5 Juli/*July* 2024	5 Juli/*July* 2029	Pembayaran penuh pada saat jatuh tempo/*Bullet payment on due date*
Obligasi Berkelanjutan V Tahap II/*Shelf Registered Bonds V Phase II:*					
Seri/ *Series* A	429,910	6.70%	17 Desember/ *December* 2024	17 Desember/ *December* 2027	Pembayaran penuh pada saat jatuh tempo/*Bullet payment on due date*
Seri/ *Series* B	966,505	6.95%	17 Desember/ *December* 2024	17 Desember/ *December* 2029	Pembayaran penuh pada saat jatuh tempo/*Bullet payment on due date*
Obligasi Berkelanjutan V Tahap III/*Shelf Registered Bonds V Phase III:*					
Seri/ *Series* A	670,650	6.10%	2 September/ *September* 2025	2 September/ *September* 2028	Pembayaran penuh pada saat jatuh tempo/*Bullet payment on due date*
Seri/ *Series* B	145,400	6.20%	2 September/ *September* 2025	2 September/ *September* 2030	Pembayaran penuh pada saat jatuh tempo/*Bullet payment on due date*
Obligasi Berkelanjutan I Oto Multiartha Tahap I/*Oto Multiartha Shelf Registered Bonds I Phase I:*					
Seri/ *Series* A	315,000	6.35%	7 Juli/*July* 2023	7 Juli/*July* 2026	Pembayaran penuh pada saat jatuh tempo/*Bullet payment on due date*
Seri/ *Series* B	185,000	6.50%	7 Juli/*July* 2023	7 Juli/*July* 2028	Pembayaran penuh pada saat jatuh tempo/*Bullet payment on due date*
Obligasi Berkelanjutan I Oto Multiartha Tahap II/*Oto Multiartha Shelf Registered Bonds I Phase II:*					
Seri/ *Series* A	255,270	6.55%	4 September/ *September 2024*	14 September/ *September 2025*	Pembayaran penuh pada saat jatuh tempo/*Bullet payment on due date*
Seri/ *Series* B	114,705	6.90%	4 September/ *September 2024*	4 September/ *September 2027*	Pembayaran penuh pada saat jatuh tempo/*Bullet payment on due date*
Seri/ *Series* C	330,025	7.10%	4 September/ *September 2024*	4 September/ *September 2029*	Pembayaran penuh pada saat jatuh tempo/*Bullet payment on due date*
Obligasi Berkelanjutan I Oto Multiartha Tahap III/*Oto Multiartha Shelf Registered Bonds I Phase III:*					
Seri/ *Series* A	438,300	6.40%	27 Maret/ *March 2025*	7 April/ *April 2026*	Pembayaran penuh pada saat jatuh tempo/*Bullet payment on due date*
Seri/ *Series* B	29,500	6.80%	27 Maret/ *March 2025*	27 Maret/ *March 2028*	Pembayaran penuh pada saat jatuh tempo/*Bullet payment on due date*
Seri/ *Series* C	332,200	7.00%	27 Maret/ *March 2025*	27 Maret/ *March 2030*	Pembayaran penuh pada saat jatuh tempo/*Bullet payment on due date*
Obligasi Berkelanjutan I Oto Multiartha Tahap IV/*Oto Multiartha Shelf Registered Bonds I Phase IV:*					
Seri/ *Series* A	300,000	7.00%	18 Juni/ *June 2025*	18 Juni/ *June 2028*	Pembayaran penuh pada saat jatuh tempo/*Bullet payment on due date*
Seri/ *Series* B	700,000	7.20%	18 Juni/ *June 2025*	18 Juni/ *June 2030*	Pembayaran penuh pada saat jatuh tempo/*Bullet payment on due date*
Obligasi Berkelanjutan I Summit Oto Finance Tahap I/*Summit Oto Finance Shelf Registered Bonds I Phase I:*					
Seri/ *Series* A	581,500	6.55%	25 Juni/ *June 2025*	5 Juli/ *July 2026*	Pembayaran penuh pada saat jatuh tempo/*Bullet payment on due date*
Seri/ *Series* B	548,400	7.35%	25 Juni/ *June 2025*	25 Juni/ *June 2028*	Pembayaran penuh pada saat jatuh tempo/*Bullet payment on due date*
Seri/ *Series* C	370,100	7.45%	25 Juni/ *June 2025*	25 Juni/ *June 2029*	Pembayaran penuh pada saat jatuh tempo/*Bullet payment on due date*

22. EFEK-EFEK YANG DITERBITKAN (lanjutan)

Pembayaran bunga obligasi dilakukan setiap 3 bulan dan pembayaran pokok dilakukan pada saat jatuh tempo. Grup telah melakukan pembayaran pokok dan bunga obligasi sesuai dengan jadwal.

Bank

Perjanjian perwaliamanatan mengatur beberapa pembatasan yang harus dipenuhi oleh Bank, yaitu antara lain bahwa sebelum dilunasinya obligasi, Bank tanpa ijin tertulis dari wali amanat, tidak diperkenakan melakukan hal-hal sebagai berikut:

1. Mengurangi modal dasar, modal ditempatkan dan modal disetor, kecuali untuk kondisi tertentu sebagaimana yang disebutkan dalam Perjanjian Perwaliamanatan;
2. Melakukan penggabungan dan/atau pemisahan dan/atau peleburan dengan perusahaan lain yang menyebabkan bubarnya Bank, yang secara material akan berdampak negatif terhadap kelangsungan usaha Bank atau kemampuan Bank dalam pemenuhan kewajiban Bank terhadap obligasi, kecuali untuk kondisi tertentu sebagaimana yang disebutkan dalam Perjanjian Perwaliamanatan;
3. Melakukan transaksi dengan pihak Afiliasi kecuali bila transaksi tersebut tidak melanggar ketentuan BI dan/atau ketentuan OJK;
4. Menerbitkan obligasi atau instrumen surat utang lain yang sejenis dengan obligasi yang mempunyai kedudukan lebih tinggi, dan pembayarannya didahulukan dari obligasi;
5. Melakukan kegiatan usaha selain yang disebutkan dalan anggaran dasar Bank pada saat ditandatanganinya Perjanjian Perwaliamanatan;
6. Melakukan penjualan atau pengalihan aktiva milik Bank kepada pihak manapun, baik seluruhnya atau sebagian besar, yang melebihi 50% dari seluruh aktiva milik Bank bedasarkan laporan keuangan terakhir yang telah diaudit oleh kantor akuntan publik.

PT Oto Multiartha

PT Oto Multiartha tidak menyelenggarakan penyisihan dana untuk pelunasan obligasi ini. Obligasi ini tidak dijamin dengan piutang khusus sebagaimana termuat dalam Perjanjian Perwaliamanatan antara PT Oto Multiartha dan PT Bank Mandiri (Persero) Tbk. Sebagai wali amanat yang dibuat oleh Aulia Taufani, S.H., notaris di Jakarta.

PT Oto Multiartha dapat membeli kembali (*buy back*) atau menjual obligasi baik seluruhnya maupun sebagian di pasar terbuka. Pembelian kembali dapat dilakukan setiap saat setelah 1 (satu) tahun setelah tanggal penjatahan sebagaimana disebutkan dalam prospektus.

***22. SECURITIES ISSUED** (continued)*

Bonds interests are paid every 3 months and bonds principals are paid on the maturity date. The Group has paid the bonds principal and interest based on the schedule.

Bank

The trustee agreements provide several negative covenants that should be complied by the Bank, that among others, prior to the repayment of the bonds, the Bank, without the written permission from the trustee, is not allowed to do the followings:

1. *Decrease the authorized capital, issued capital and paid-up capital, except for the certain conditions as sated in the Trustee Agreement;*
2. *Conducting merger and/or separation and/or acquisition with other companies that cause the dissolution of the Bank, which will materially negatively affect the continuity of the Bank's business or the Bank's ability to fulfill the Bank's obligations to the Bonds, except for the certain conditions as stated in the Trustee Agreement;*
3. *Conduct transactions with affiliated parties except if the transaction does not comply with BI regulations and/or OJK regulations;*
4. *Issuing bonds or other debt instruments that is similar with bonds that have a higher position, and the payment is prior to the bonds;*
5. *Conducting business activities other than those stated in the articles of association of the Bank at the time of signing the Trustee Agreement;*
6. *To sell or transfer assets belonging to the Bank to any party, either in whole or in part, which exceeds 50% of all assets belonging to the Bank based on the latest audited financial statements by a public accounting firm.*

PT Oto Multiartha

PT Oto Multiartha does not put up a sinking fund for the repayment of bonds. These bonds are not secured by any special guarantee as documented in Trustee Agreement between PT Oto Multiartha and PT Bank Mandiri (Persero) Tbk., as the trustee which was prepared by Aulia Taufani, S.H., notary in Jakarta.

PT Oto Multiartha can buy back or sell part or all the bonds issued in the market. Buy back can be made at any time 1 (one) year after the allotment date as mentioned in the prospectus.

22. EFEK-EFEK YANG DITERBITKAN (lanjutan)

PT Oto Multiartha (lanjutan)

Perjanjian perwaliamanatan mengatur beberapa pembatasan termasuk pembatasan keuangan (rasio utang terhadap modal) yang harus dipenuhi oleh PT Oto Multiartha yaitu antara lain bahwa sebelum dilunasinya obligasi, PT Oto Multiartha tanpa ijin tertulis dari wali amanat, tidak diperkenankan melakukan hal-hal sebagai berikut:

1. Melakukan penggabungan atau peleburan atau pengambilalihan kecuali penggabungan, peleburan atau pengambilalihan yang dilakukan dengan atau pada PT Summit Oto Finance atau pada perusahaan lain dengan bidang usaha yang sama dan tidak mempunyai dampak negatif terhadap jalannya usaha atau kemampuan PT Oto Multiartha dalam melakukan pembayaran kewajiban obligasinya;
2. Memperoleh pinjaman baru yang memiliki kedudukan lebih tinggi dari kedudukan utang yang timbul dalam obligasi, kecuali pinjaman untuk pembiayaan kegiatan usaha PT Oto Multiartha, *refinancing* utang yang telah ada dan pinjaman yang telah ada sebelumnya oleh perusahaan yang diambil alih, digabung atau dilebur oleh PT Oto Multiartha;
3. Menjaminkan dan/atau membebani dengan cara apapun aset termasuk hak atas pendapatan PT Oto Multiartha, baik yang ada sekarang maupun yang akan diperoleh di masa yang akan datang, kecuali jaminan sehubungan dengan pinjaman yang diperbolehkan sesuai dengan Perjanjian Perwaliamanatan;
4. Memberikan pinjaman kepada pihak manapun kecuali pinjaman yang telah ada sebelumnya, pinjaman yang diberikan dalam rangka menjalankan kegiatan usaha PT Oto Multiartha, dan pinjaman kepada karyawan PT Oto Multiartha untuk program kesejahteraan pegawai PT Oto Multiartha;
5. Mengubah bidang usaha PT Oto Multiartha sesuai dengan Anggaran Dasar terkecuali dalam kaitannya dengan perubahan undang-undang atau peraturan perundang-undangan;
6. Mengurangi modal dasar, modal ditempatkan dan modal disetor.

PT Summit Oto Finance

PT Summit Oto Finance tidak menyelenggarakan penyisihan dana untuk pelunasan obligasi ini. Obligasi ini tidak dijamin dengan jaminan khusus sebagaimana termuat dalam Perjanjian Perwaliamanatan antara PT Summit Oto Finance dengan PT Bank Mandiri (Persero) Tbk., sebagai wali amanat yang dibuat oleh Aulia Taufani S.H., notaris di Jakarta.

***22. SECURITIES ISSUED** (continued)*

***PT Oto Multiartha** (continued)*

The trustee agreement provides several restrictive covenants as well as financial covenant (debt to equity ratio) that should be complied by PT Oto Multiartha, that among others, prior to the repayment of the bonds payable, without the written consent from the trustee, PT Oto Multiartha is not allowed to:

1. *Conduct merger or acquisition or take over except for merger or acquisition or take overheld by PT Summit Oto Finance or with other company under similar business activities with no negative impact to the PT Oto Multiartha's going concern or its ability to pay its bonds obilgations;*
2. *Obtain a new loan which has higher ranking than the bonds payable, except for the borrowing for financing PT Oto Multiartha's business activities, refinancing of existing borrowing and existing borrowings from the other company that conducted merger or acquisition or take over with;*
3. *Pledge and/or encumber in any manner the assets of PT Oto Multiartha, both for the existing and future assets, except for security related to the allowed borrowings as stated in the trustee agreement;*
4. *Provide loan to any party except for the previously existing loans receivable, loans receivable arising from PT Oto Multiartha's business activities, and loans to the employees of PT Oto Multiartha for the welfare program;*
5. *Change PT Oto Multiartha's business activities from the Articles of Association, except in relation to amendment to prevailing acts or law and regulations;*
6. *Decrease PT Oto Multiartha's authorized, issued and paid-up capital.*

PT Summit Oto Finance

PT Summit Oto Finance does not put up a sinking fund for the repayment of these bonds. These bonds are not secured by special guarantee documented in Trustee Agreement between PT Summit Oto Finance and PT Bank Mandiri (Persero) Tbk., as the trustee which was prepared by Aulia Taufani, S.H., notary in Jakarta.

22. EFEK-EFEK YANG DITERBITKAN (lanjutan)

PT Summit Oto Finance (lanjutan)

PT Summit Oto Finance dapat membeli kembali (*buy back*) atau menjual obligasi baik seluruhnya maupun sebagian di pasar terbuka. Pembelian kembali dapat dilakukan setiap saat setelah 1 (satu) tahun setelah tanggal penjatahan sebagaimana disebutkan dalam prospektus.

Perjanjian perwaliamanatan mengatur beberapa pembatasan termasuk pembatasan keuangan (rasio utang terhadap modal) yang harus dipenuhi oleh PT Summit Oto Finance yaitu antara lain bahwa sebelum dilunasinya obligasi, PT Summit Oto Finance tanpa ijin tertulis dari wali amanat, tidak diperkenankan melakukan hal-hal sebagai berikut:

1. Melakukan penggabungan atau peleburan atau pengambilalihan kecuali penggabungan, peleburan atau pengambilalihan yang dilakukan dengan atau pada PT Oto Multiartha atau pada perusahaan lain dengan bidang usaha yang sama dan tidak mempunyai dampak negatif terhadap jalannya usaha atau kemampuan PT Summit Oto Finance dalam melakukan pembayaran kewajiban obligasinya;
2. Memperoleh pinjaman baru, kecuali pinjaman untuk pembiayaan kegiatan usaha PT Summit Oto Finance;
3. Menjaminkan dan/atau membebani dengan cara apapun aset termasuk hak atas pendapatan PT Summit Oto Finance, baik yang ada sekarang maupun yang akan diperoleh di masa yang akan datang, kecuali jaminan sehubungan dengan pinjaman yang diperbolehkan sesuai perjanjian perwaliamanatan;
4. Memberikan pinjaman kepada pihak manapun kecuali pinjaman yang telah ada sebelumnya, pinjaman yang diberikan dalam rangka menjalankan kegiatan usaha PT Summit Oto Finance, dan pinjaman kepada karyawan PT Summit Oto Finance untuk program kesejahteraan pegawai PT Summit Oto Finance;
5. Mengubah bidang usaha PT Summit Oto Finance sesuai dengan Anggaran Dasar terkecuali dalam kaitannya dengan perubahan undang-undang atau peraturan perundang-undangan;
6. Mengurangi modal dasar, modal ditempatkan dan modal disetor;

Grup telah memenuhi pembatasan-pembatasan penting sehubungan dengan perjanjian utang obligasi dan memenuhi seluruh persyaratan yang disebutkan dalam perjanjian perwaliamanatan.

Beban bunga atas utang obligasi untuk tahun-tahun yang berakhir pada tanggal 31 Desember 2025 dan 2024 masing-masing sebesar Rp 353.771 dan Rp 74.585 (Catatan 32).

Informasi mengenai jatuh tempo utang obligasi diungkapkan di Catatan 45.

***22. SECURITIES ISSUED** (continued)*

***PT Summit Oto Finance** (continued)*

PT Summit Oto Finance can buy back or sell part or all the bonds issued in the market. Buy back can be made at any time 1 (one) year after the allotment date as mentioned in the prospectus.

The trustee agreement provides several restrictive covenants as well as financial covenant (debt to equity ratio) that should be complied by PT Summit Oto Finance, that among others, prior to the repayment of the bonds payable, without the written consent from the trustee, PT Summit Oto Finance is not allowed to:

1. *Conduct merger or acquisition or take over except for merger or acquisition or take overheld by PT Oto Multiartha or with other company under similar business activities with no negative impact to the PT Summit Oto Finance's going concern or its ability to pay its bonds obilgations;*
2. *Obtain a new loan, except for the borrowing for financing PT Summit Oto Finance's business activities;*
3. *Pledge and/or encumber in any manner the assets of PT Summit Oto Finance, both for the existing and future assets, except for security related to the allowed borrowings pursuant to the trustee agreement;*
4. *Provide loan to any party except for the previously existing loans receivable, loans receivable arising from PT Summit Oto Finance's business activities, and loans to the employees of PT Summit Oto Finance for the welfare program;*
5. *Change PT Summit Oto Finance's business activities from the Articles of Association, except in relation to amendment to prevailing acts or law and regulations;*
6. *Decrease PT Summit Oto Finance's authorized, issued and paid-up capital;*

The Group was in compliance with covenants in relation to the bonds payable agreements and complied with all the requirements stated in the trustee agreement.

The interest expenses of bonds payable for the years ended 31 December 2025 and 2024 amounted to Rp 353,771 and Rp 74,585, respectively (Note 32).

Information in respect of maturities of bonds payable was disclosed in Note 45.

23. PINJAMAN YANG DITERIMA

Pinjaman yang diterima terdiri dari pinjaman bank dan pinjaman bukan bank yang dilakukan dengan pihak berelasi dan pihak ketiga.

23. BORROWINGS

Borrowings consists of bank borrowings and non-bank borrowings with related parties and third parties.

	31 Desember/*December*		
	2025	**2024**	
Pihak ketiga:			***Third parties:***
Rupiah			***Rupiah***
Pinjaman bank:			*Bank borrowings:*
PT Bank Central Asia Tbk	4,481,597	5,822,569	*PT Bank Central Asia Tbk*
PT Bank Rakyat Indonesia (Persero)Tbk	500,000	500,000	*PT Bank Rakyat Indonesia (Persero) Tbk*
PT Bank Mizuho Indonesia	150,000	180,000	*PT Bank Mizuho Indonesia*
PT Bank DBS Indonesia	100,000	180,000	*PT Bank DBS Indonesia*
Deutsche Bank AG - Cabang Indonesia	100,000	-	*Deutsche Bank AG - Indonesia Branch*
PT Bank HSBC Indonesia	100,000	-	*PT Bank HSBC Indonesia*
PT Bank Permata Tbk	72,222	277,777	*PT Bank Permata Tbk*
PT Bank CTBC Indonesia	50,000	-	*PT Bank CTBC Indonesia*
	5,553,819	6,960,346	
Pinjaman bukan bank:			*Non-bank borrowings:*
International Finance Corporation	-	1,364,600	*International Finance Corporation*
	5,553,819	8,324,946	
Mata uang asing			***Foreign currencies***
Pinjaman bank:			*Bank borrowings:*
Sumitomo Mitsui Trust Bank Limited – Cabang Singapura	2,167,750	2,165,708	*Sumitomo Mitsui Trust Bank Limited – Singapore Branch*
The Norinchukin Bank - Cabang Singapura	2,032,498	1,295,661	*The Norinchukin Bank - Singapore Branch*
Bank of America, N.A – Cabang Jakarta	1,917,625	145,459	*Bank of America, N.A – Jakarta Branch*
Mizuho Bank, Ltd.	1,707,050	1,862,952	*Mizuho Bank, Ltd.*
Bank of America, N.A – Cabang Tokyo	1,500,750	1,454,580	*Bank of America, N.A – Tokyo Branch*
Deutsche Bank AG - Cabang Tokyo	1,357,875	1,151,550	*Deutsche Bank AG – Tokyo Branch*
PT Bank Permata Tbk	626,980	-	*PT Bank Permata Tbk*
MUFG Bank, Ltd. – Cabang Jakarta	541,937	2,141,465	*MUFG Bank, Ltd. – Jakarta Branch*
The Chiba Bank, Ltd. - Cabang Hong Kong	400,200	484,860	*The Chiba Bank, Ltd. – Hong Kong Branch*
	12,252,665	10,702,235	
Pinjaman bukan bank:			*Non-bank borrowings:*
International Finance Corporation	8,337,500	8,047,500	*International Finance Corporation*
	20,590,165	18,749,735	
Jumlah pihak ketiga	26,143,984	27,074,681	*Total third parties*
Pihak berelasi:			***Related party:***
Mata uang asing			***Foreign currencies***
Pinjaman bank:			*Bank borrowings:*
Sumitomo Mitsui Banking Corporation	12,506,250	22,452,525	*Sumitomo Mitsui Banking Corporation*
	38,650,234	49,527,206	
Dikurangi:			*Less:*
Biaya transaksi yang belum diamortisasi	(80,055)	(113,321)	*Unamortized transaction costs*
Ditambah:			*Add:*
Beban bunga yang masih harus dibayar	166,705	244,342	*Accrued interest expenses*
	38,736,884	49,658,227	

23. PINJAMAN YANG DITERIMA (lanjutan)

a. Pinjaman bank

Jumlah pokok pinjaman berdasarkan jangka waktu:

23. *BORROWINGS* (continued)

a. *Bank borrowings*

Borrowing principals amount based on time period:

	31 Desember/*December*		
	2025	2024	
Hingga 1 tahun	16,888,611	4,605,134	*Up to 1 year*
Lebih dari 1 - 2 tahun	10,296,885	11,642,256	*More than 1 - 2 years*
Lebih dari 2 – 3 tahun	934,488	15,462,900	*More than 2 - 3 years*
Lebih dari 3 tahun	2,192,750	8,404,816	*More than 3 years*
	30,312,734	40,115,106	
Dikurangi:			*Less:*
Biaya transaksi yang belum diamortisasi	(27,058)	(45,835)	*Unamortized transaction costs*
Ditambah:			*Add:*
Beban bunga yang masih harus dibayar	139,051	170,960	*Accrued interest expenses*
	30,424,727	40,240,231	

Bank

Pinjaman Bilateral PT Bank Central Asia Tbk

Bank memiliki Pinjaman Bilateral dari PT Bank Central Asia Tbk, dengan total fasilitas pada tanggal 31 Desember 2025 sebesar Rp 5.500.000 (31 Desember 2024: Rp 5.000.000), dengan detil sebagai berikut:

a) Perjanjian pinjaman *revolving Term Loan* I sebesar Rp 500.000 yang ditandatangani pada tanggal 15 Mei 2009 dan telah diperpanjang beberapa kali dengan perpanjangan terakhir kali ditandatangani pada tanggal 12 Mei 2022.

Berdasarkan perjanjian fasilitas, batas waktu penggunaan fasilitas kredit adalah sampai dengan 18 (delapan belas) bulan dari tanggal perjanjian kredit.

Fasilitas harus ditarik dalam 18 (delapan belas) bulan sejak tanggal perjanjian kredit. Periode bunga adalah setiap 3 (tiga) bulan berdasarkan suku bunga JIBOR, dengan pembayaran bunga dilakukan setiap tanggal jatuh tempo. Suku bunga terhadap pinjaman ini adalah JIBOR + 0,40% berlaku terhitung sejak tanggal 13 Mei 2022 hingga tanggal jatuh tempo terakhir.

Pada tanggal 28 Desember 2023, Bank melakukan penarikan sebesar Rp 500.000, dengan jatuh tempo pada 13 Mei 2025. Pinjaman ini telah dilunasi pada 9 Mei 2025 dan pinjaman tidak diperpanjang.

b. Perjanjian pinjaman Revolving Term Loan III sebesar Rp 1.000.000 yang ditandatangani pada tanggal 1 April 2015 dan telah diperpanjang beberapa kali dengan perpanjangan terakhir kali ditandatangani pada tanggal 27 September 2023.

Bank

Bilateral Borrowing with PT Bank Central Asia Tbk

The Bank had Bilateral Borrowing facilities from PT Bank Central Asia Tbk, with total facilities as of 31 December 2025 amounted to Rp 5,500,000 (31 December 2024: Rp 5,000,000), with details as follows:

a) The facility agreement of revolving Term Loan I amounting to Rp 500,000 was signed on 15 May 2009 and had been extended several times with the latest extension was signed on 12 May 2022.

Based on the facility agreement, the availability period will be ended within 18 (eighteen) months from the date of agreement.

The facility should be fully drawndown within 18 (eighteen) months from the date of agreement. The interest period is 3 (three) months based on JIBOR interest rate and the interest will be paid every due date. The interest rate for this facility is JIBOR + 0.40% shall be calculated from 13 May 2022 until the final maturity date.

On 28 December 2023, the Bank made a withdrawal of Rp 500,000, with a maturity date on 13 May 2025. This loan was paid off on 9 May 2025 and the loan was not extended.

b) The facility agreement of Revolving Term Loan III amounting to Rp 1,000,000 was signed on 1 April 2015 and had been extended several times with the latest extension was signed on 27 September 2023.

23. PINJAMAN YANG DITERIMA (lanjutan)

a. Pinjaman bank (lanjutan)

Bank (lanjutan)

Pinjaman Bilateral PT Bank Central Asia Tbk (lanjutan)

b) Berdasarkan perjanjian fasilitas, batas waktu penggunaan fasilitas kredit adalah sampai dengan 6 (enam) bulan dari tanggal perjanjian kredit.

Jangka waktu pinjaman adalah 18 (delapan belas) bulan sejak tanggal Perjanjian Kredit. Periode bunga adalah setiap 3 (tiga) bulan berdasarkan suku bunga JIBOR, dengan pembayaran bunga dilakukan setiap tanggal jatuh tempo. Suku bunga terhadap pinjaman ini adalah JIBOR + 0,40% terhitung sejak tanggal 1 Oktober 2023 hingga tanggal jatuh tempo terakhir.

Pada tanggal 22 Desember 2023, Bank melakukan penarikan kembali atas fasilitas ini sebesar Rp 1.000.000, dengan jatuh tempo pada 1 April 2025. Pinjaman ini telah dilunasi pada 27 Maret 2025 dan pinjaman tidak diperpanjang.

c) Perjanjian pinjaman *Non-revolving Term Loan IV* sebesar Rp 1.000.000 ditandatangani pada tanggal 10 Juni 2015 dan telah diperpanjang beberapa kali dengan perpanjangan terakhir kali ditandatangani pada tanggal 24 November 2024.

Berdasarkan perjanjian fasilitas terakhir, batas waktu penggunaan fasilitas kredit adalah sampai dengan 1 (satu) bulan dari tanggal perjanjian kredit. Suku bunga terhadap pinjaman ini adalah JIBOR + 0,4%.

Pada tanggal 24 November 2024, Bank melakukan penarikan kembali atas fasilitas ini sebesar Rp 1.000.000, dengan jatuh tempo pada 24 Mei 2026.

Pada bulan Desember 2025, Bank telah menandatangani *override agreement* terkait perubahan suku bunga acuan dari JIBOR 3 bulan + 0,4% menjadi Compounded IndONIA 90 hari + 1,1% p.a. Penyesuaian suku bunga ini akan berlaku efektif pada tanggal 24 Februari 2026.

d) Perjanjian pinjaman *Non-revolving Term Loan* II sebesar Rp 2.500.000 ditandatangani pada tanggal 29 April 2020 dan telah diperpanjang dengan perpanjangan terakhir kali ditandatangani pada tanggal 4 November 2024.

Berdasarkan perjanjian fasilitas, batas waktu penggunaan fasilitas kredit adalah sampai dengan 6 (enam) bulan dari tanggal perjanjian kredit.

***23. BORROWINGS** (continued)*

***a. Bank borrowings** (continued)*

***Bank** (continued)*

***Bilateral Borrowing with PT Bank Central Asia Tbk** (continued)*

b) Based on the facility agreement, the availability period will be ended within 6 (six) month of the date of agreement.

The facility should be fully drawndown within 18 (eighteen) months from the date of agreement. The interest period is 3 (three) months based on JIBOR interest rate and the interest will be paid of every due date. The interest rate for this facility is JIBOR + 0.40% and calculated from 1 October 2023 until the final maturity date.

On 22 December 2023, the Bank made an another withdrawal amounted Rp 1,000,000, with a maturity date on 1 April 2025. This loan was paid off on 27 March 2025 and the loan was not extended.

c) The facility agreement of Non-revolving Term Loan IV amounting Rp 1,000,000 was signed on 10 June 2015 and had been extended several times with the latest extension was signed on 24 November 2024.

Based on the latest facility agreement, the availability period will be ended within 1 (one) month from the date of agreement. The interest rate for this facility is JIBOR + 0.4%.

On 24 November 2024, the Bank made an another withdrawal on this facility amounted Rp 1,000,000, with a maturity date on 24 May 2026.

In December 2025, the Bank has signed an override agreement regarding the change in the benchmark interest rate from JIBOR 3-month + 0,4% to Compounded IndONIA 90-day + 1,1% p.a. This interest rate adjustment will become effective on 24 February 2026.

d) The facility agreement of Non-revolving Term Loan II amounting Rp 2,500,000 was signed on 29 April 2020 and had been amended with the latest amendment signed on 4 November 2024.

Based on the facility agreement, the availability period will be ended within 6 (six) months from the date of agreement.

23. PINJAMAN YANG DITERIMA (lanjutan)

a. Pinjaman bank (lanjutan)

Bank (lanjutan)

Pinjaman Bilateral PT Bank Central Asia Tbk (lanjutan)

d) Periode bunga adalah setiap 3 (tiga) bulan, dengan pembayaran bunga dilakukan setiap tanggal jatuh tempo. Suku bunga terhadap pinjaman ini adalah JIBOR + 0,4%.

Pada tanggal 4 November 2024, Bank melakukan penarikan sebesar Rp 2.500.000, dengan jatuh tempo pada 4 Mei 2026.

Pada bulan Desember 2025, Bank telah menandatangani *override agreement* terkait perubahan suku bunga acuan dari JIBOR 3 bulan + 0,4% menjadi Compounded IndONIA 90 hari + 1,1%. Penyesuaian suku bunga ini akan berlaku efektif pada tanggal 4 Februari 2026.

e) Perjanjian pinjaman *Revolving Time Loan* VI sebesar Rp 2.000.000 ditandatangani pada tanggal 20 Oktober 2025.

Berdasarkan perjanjian fasilitas, batas waktu penggunaan fasilitas kredit adalah sampai dengan 6 (enam) bulan dari tanggal perjanjian kredit.

Jangka waktu pinjaman adalah 18 (delapan belas) bulan sejak tanggal Perjanjian Kredit.

Periode bunga adalah setiap 3 (tiga) bulan berdasarkan suku bunga Compounded IndONIA, dengan pembayaran bunga dilakukan setiap tanggal jatuh tempo. Suku bunga terhadap pinjaman ini adalah Compounded IndONIA 90 hari + 1,1%.

Pada tanggal 31 Desember 2025, total fasilitas PT Bank Central Asia Tbk yang belum digunakan adalah sebesar Rp 2.000.000. Pada tanggal 31 Desember 2024, Bank telah menggunakan seluruh fasilitas yang ada.

Pada tanggal 31 Desember 2025 dan 2024, tidak terdapat pembatasan-pembatasan tertentu yang dipersyaratkan.

***23. BORROWINGS** (continued)*

***a. Bank borrowings** (continued)*

***Bank** (continued)*

***Bilateral Borrowing with PT Bank Central Asia Tbk** (continued)*

d) The interest period is 3 (three) months and the interest will be paid every due date. The interest rate for this facility is JIBOR + 0.4%.

On 4 November 2024, the Bank made a withdrawal of Rp 2,500,000, with a maturity date on 4 May 2026.

In December 2025, the Bank has signed an override agreement regarding the change in the benchmark interest rate from JIBOR 3-month + 0,4% to Compounded IndONIA 90-day + 1,1%. This interest rate adjustment will become effective on 4 February 2026.

e) The facility agreement of Revolving Time Loan VI amounting Rp 2,000,000 was signed on 20 October 2025.

Based on the facility agreement, the availability period will be ended within 6 (six) months from the date of agreement.

The facility should be fully drawndown within 18 (eighteen) months from the date of agreement.

The interest period is 3 (three) months based on Compounded IndONIA interest rate and the interest will be paid of every due date. The interest rate for this facility is Compounded IndONIA 90-day + 1,1%.

As of 31 December 2025, the total unused facilities of PT Bank Central Asia Tbk amounted to Rp 2,000,000. As of 31 December 2024, the Bank has utilized all borrowing facility.

As of 31 December 2025 and 2024, there was no certain covenant which was required to be maintained.

23. PINJAMAN YANG DITERIMA (lanjutan)

a. Pinjaman bank (lanjutan)

Bank (lanjutan)

Pinjaman Bilateral PT Bank Rakyat Indonesia Tbk

Bank mendapatkan fasilitas Pinjaman Bilateral dengan PT Bank Rakyat Indonesia, dengan total fasilitas sebesar Rp 500.000. Fasilitas ini ditandatangani pada tanggal 20 Desember 2024.

Berdasarkan perjanjian fasilitas, batas waktu penggunaan fasilitas kredit adalah sampai dengan 1 (satu) bulan dari tanggal perjanjian kredit.

Jangka waktu pinjaman adalah 18 (delapan belas) bulan sejak tanggal Perjanjian Kredit.

Pada tanggal 27 Desember 2024, Bank melakukan penarikan sebesar Rp 500.000, dengan suku bunga 7,5% per tahun dan jatuh tempo pada tanggal 26 Juni 2026. Pembayaran bunga dilakukan setiap 3 (tiga) bulan, yang dimulai pada tanggal 27 Maret 2025 dan akan berakhir pada tanggal 26 Juni 2026.

Pada tanggal 31 Desember 2025 dan 2024, Bank telah menggunakan seluruh fasilitas yang ada.

Pada tanggal 31 Desember 2025 dan 2024, tidak terdapat pembatasan-pembatasan tertentu yang dipersyaratkan.

Pinjaman Bilateral Sumitomo Mitsui Banking Corporation - Cabang Singapura

Bank mendapatkan *revolving long-term borrowings* dengan Sumitomo Mitsui Banking Corporation - Cabang Singapura, dengan total fasilitas setara dengan USD 3.625.000.000 (nilai penuh). Fasilitas ini dapat ditarik dalam mata uang Dolar AS atau jumlah yang setara dari jumlah tersebut dalam mata uang selain dari Dolar AS dan Dolar Singapura.

Total pinjaman yang ditarik dari fasilitas ini pada tanggal 31 Desember 2025 adalah sebesar USD 750.000.000 (nilai penuh) (31 Desember 2024: USD 1.395.000.000 (nilai penuh)).

Pinjaman ini akan jatuh tempo berkisar antara tanggal 21 Oktober 2026 sampai 29 Maret 2027.

***23. BORROWINGS** (continued)*

***a. Bank borrowings** (continued)*

***Bank** (continued)*

Bilateral Borrowing with PT Bank Rakyat Indonesia Tbk

The Bank obtained a Bilateral Loan facility with PT Bank Rakyat Indonesia, with a total facility of Rp 500,000. This facility was signed on 20 December 2024.

Based on the facility agreement, the credit facility usage deadline is up to 1 (one) month from the date of the credit agreement.

The loan term is 18 (eighteen) months from the date of the Credit Agreement.

On 27 December 2024, the Bank made a withdrawal of Rp 500,000, with an interest rate of 7.5% per annum and due on 26 June 2026. Interest payments are made every 3 (three) months, starting on 27 March 2025 and ending on 26 June 2026.

On 31 December 2025 and 2024, the Bank has utilized all existing facilities.

On 31 December 2025 and 2024, there are no specific restrictions required.

Bilateral Borrowing with Sumitomo Mitsui Banking Corporation - Singapore Branch

The Bank entered into revolving long-term borrowings with Sumitomo Mitsui Banking Corporation - Singapore Branch, with total facility amounting to equivalent of USD 3,625,000,000 (full amount). The facility can be drawn in US Dollars or the amount equivalent thereof in any other currencies other than US Dollars and Singapore Dollars.

Total outstanding amount drawn from this facility as of 31 December 2025 amounted to USD 750,000,000 (full amount) (31 December 2024: USD 1,395,000,000 (full amount)).

This borrowing will mature ranging from 21 October 2026 until 29 March 2027.

23. PINJAMAN YANG DITERIMA (lanjutan)

b. Pinjaman bank (lanjutan)

Bank (lanjutan)

Pinjaman Bilateral Sumitomo Mitsui Banking Corporation - Cabang Singapura (lanjutan)

Tingkat suku bunga kontraktual setahun atas pinjaman jangka panjang ini adalah *cost of fund* ditambah margin tertentu. Untuk posisi pada tanggal 31 Desember 2025, marjin yang diterapkan adalah 0,50% (untuk total pinjaman USD 750.000.000 (nilai penuh)). Untuk posisi pada tanggal 31 Desember 2024, marjin yang diterapkan adalah 0,50% (untuk total pinjaman USD 1.395.000.000 (nilai penuh)).

Pada tanggal 31 Desember 2025 dan 2024, tidak terdapat pembatasan-pembatasan tertentu yang disyaratkan dalam pinjaman jangka panjang ini.

Pinjaman Bilateral Bank of America, N.A – Cabang Jakarta

Bank mendapatkan fasilitas *long-term borrowings* dari Bank of America, N.A – Cabang Jakarta, dengan total fasilitas sebesar USD 100.000.000 (nilai penuh). Fasilitas ini ditandatangani pada tanggal 12 Desember 2025.

Pada tanggal 18 Desember 2025, Bank melakukan penarikan sebesar USD 100.000.000 (nilai penuh), dengan tingkat suku bunga Term SOFR 3 bulan + 85 bps dan jatuh tempo pada tanggal 18 Desember 2028. Pembayaran bunga dilakukan setiap 3 (tiga) bulan, yang dimulai pada tanggal 25 Maret 2026 dan akan berakhir pada tanggal 18 Desember 2028

Pada tanggal 31 Desember 2025, Bank telah menggunakan seluruh fasilitas yang ada.

Dalam perjanjian pinjaman tersebut, diatur beberapa pembatasan/kondisi keuangan yang harus dipenuhi oleh Bank antara lain:
- Rasio NPL tidak melebihi 5 persen;
- Rasio Kecukupan Modal tidak kurang dari 9 persen;
- Kekayaan Bersih Berwujud harus lebih besar dari nol; dan

tetap mematuhi persyaratan peraturan Bank Indonesia dan OJK yang berlaku serta semua peraturan perundang-undangan lainnya yang berlaku, termasuk yang berkaitan dengan pengendalian modal, likuiditas, dan keuangan.

***23. BORROWINGS** (continued)*

***b. Bank borrowings** (continued)*

***Bank** (continued)*

***Bilateral Borrowing with Sumitomo Mitsui Banking Corporation - Singapore Branch** (continued)*

Contractual interest rate per annum on long-term borrowings is cost of fund plus certain margin. For position as of 31 December 2025, the applied margin was 0.50% (for total outstanding amount of USD 750,000,000 (full amount)). For position as of 31 December 2024, the applied margin was 0.50% (for total outstanding amount of USD 1,395,000,000 (full amount)).

As of 31 December 2025 and 2024, there was no certain covenant which was required to be maintainted in this long-term borrowing.

Bilateral Borrowing with** Bank of America, N.A – **Jakarta Branch

The Bank obtained long-term borrowings facility from Bank of America, N.A – Jakarta Branch, with total facility amounting to USD 100,000,000 (full amount). This facility was signed on 12 December 2025.

On 18 December 2025, the Bank made a withdrawal of USD 100,000,000 (full amount), with an interest rate of Term SOFR 3-month + 85 bps and due on 18 December 2028. Interest payments are made every 3 (three) months, starting on 25 March 2026 and ending on 18 December 2028.

On 31 December 2025, the Bank has utilized all existing facilities.

The borrowing agreements provide several covenants required from the Bank, such as:

- *NPL Ratio does not exceed 5 per cent;*
- *Capital Adequacy Ratio is not less than 9 per cent.;*
- *Tangible Net Worth shall be greater than zero; and*

remains in compliance with any applicable regulatory requirements of Bank Indonesia and OJK and all other applicable laws and regulations, including with respect to capital, liquidity and financial controls.

23. PINJAMAN YANG DITERIMA (lanjutan)

a. Pinjaman Bank (lanjutan)

Entitas Anak

23. *BORROWINGS (continued)*

a. *Bank borrowings (continued)*

Subsidiaries

No.	Pemberi pinjaman/ *Lender*	Tipe Fasilitas/ *Type of facility*	Jumlah Fasilitas/ *Facility Amount* 31 Desember/ *December* 2025	Jumlah Fasilitas/ *Facility Amount* 31 Desember/ *December* 2024	Jaminan/ *Collateral*	Jangka waktu penarikan/ *Availability Period*	Jatuh Tempo/ *Maturity*	Pembayaran untuk fasilitas-fasilitas jangka Panjang/ *Repayment for long-term facility*
PT Oto Multiartha								
1	PT Bank Permata Tbk	Modal kerja tidak berulang/ *Non-revolving working capital*	Rp 600,000	Rp 850,000	Piutang pembiayaan (lihat Catatan 13)/ *Financing receivables (see Notes 13)*	6 Mei/*May* 2020 – 29 Agustus/ *August 2025*	29 Agustus/*August* 2028	2025: Rp 105,556 USD 1,350,000 2024: Rp 87,500
2	PT Bank Central Asia Tbk	Modal kerja berulang/ *Revolving working capital*	Rp 450,000	Rp 450,000	Piutang pembiayaan (lihat Catatan 13)/ *Financing receivables (see Notes 13)*	10 April/*April* 2023 – 30 Juni/*June* 2027	30 Juli/*July* 2031	2025: Rp 127,083 2024: Rp 93,750
		Cerukan/*Overdraft*	Rp 25,000	Rp 25,000	Piutang pembiayaan (lihat Catatan 13)/ *Financing receivables (see Notes 13)*			
		Modal kerja tidak berulang/*Non-Revolving working capital*	Rp 1,500,000	Rp 1,000,000	Piutang pembiayaan (lihat Catatan 13)/ *Financing receivables (see Notes 13)*			
3	MUFG Bank, Ltd – Cabang Jakarta/*Jakarta Branch*	Modal kerja tidak berulang/ *Non-revolving working capital*	USD 100,000,000	USD 100,000,000	Piutang pembiayaan (lihat Catatan 13)/ *Financing receivables (see Notes 13)*	5 Maret/*March* 2021 – 15 September/ *September* 2023	15 September/ *September* 2026	2025: USD 50,000,000 2024: USD 32,500,000
4	Bank of America, N.A. – Cabang Tokyo/*Tokyo Branch*	Modal kerja tidak berulang/ *Non-revolving working capital*	USD 50,000,000	USD 50,000,000	Piutang pembiayaan (lihat Catatan 13)/ *Financing receivables (see Notes 13)*	19 Mei/*May* 2023 – 19 November/*November* 2023	19 November/ *November 2026*	2025: - 2024: -
5	Sumitomo Mitsui Trust Bank Limited – Cabang Singapura/*Singapore Branch*	Modal kerja berulang/ *Revolving working capital*	USD 20,000,000	USD 20,000,000	Tidak dijamin oleh apapun/*Unsecured*	4 Juni/*June* 2020 – 27 Februari/*February* 2026	28 Mei/*May* 2027	2025: USD 2,000,000 2024: USD 1,000,000
		Modal kerja berulang/ *Revolving working capital*	JPY 500,000,000	JPY 500,000,000	Tidak dijamin oleh apapun/*Unsecured*			
		Modal kerja tidak berulang/ *Non-revolving working capital*	USD 80,000,000	USD 140,000,000	Tidak dijamin oleh apapun/*Unsecured*			

23. PINJAMAN YANG DITERIMA (lanjutan)

a. Pinjaman Bank (lanjutan)

Entitas Anak (lanjutan)

23. *BORROWINGS (continued)*

a. *Bank borrowings (continued)*

Subsidiaries (continued)

No.	Pemberi pinjaman/ *Lender*	Tipe Fasilitas/ *Type of facility*	Jumlah Fasilitas/ *Facility Amount* 31 Desember/ *December* 2025	Jumlah Fasilitas/ *Facility Amount* 31 Desember/ *December* 2024	Jaminan/ *Collateral*	Jangka waktu penarikan/ *Availability Period*	Jatuh Tempo/ *Maturity*	Pembayaran untuk fasilitas-fasilitas jangka Panjang/ *Repayment for long-term facility*
PT Oto Multiartha (lanjutan/*continued*)								
6	Mizuho Bank Ltd.	Modal kerja tidak berulang/ *Non-revolving working capital*	JPY 14,000,000,000	JPY 14,000,000,000	Piutang pembiayaan (lihat Catatan 13)/ *Financing receivables (see Notes 13)*	30 Juli/*July* 2020 – 15 Januari/*January* 2024	15 Januari/*January* 2027	2025: JPY 5,600,000,000 2024: JPY 1,800,000,000
7	The Norinchukin Bank – Cabang Singapura/ *Singapore Branch*	Modal kerja berulang/ *Revolving working capital*	JPY 1,000,000,000	JPY 3,000,000,000	Tidak dijamin oleh apapun/*Unsecured*	31 Mei/*May* 2023 – 30 April/*April* 2026	31 Maret/*March* 2028	2025: - 2024: -
		Modal kerja tidak berulang/ *Non-revolving working capital*	JPY 7,500,000,000	JPY 7,500,000,000	Tidak dijamin oleh apapun/*Unsecured*			
8	Deutsche Bank, AG – Cabang Tokyo/*Tokyo Branch*	Modal kerja tidak berulang/ *Non-revolving working capital*	JPY 5,000,000,000	JPY 5,000,000,000	Piutang pembiayaan (lihat Catatan 13)/ *Financing receivables (see Notes 13)*	29 Maret/*March* 2023 – 17 April/*April* 2026	17 April/*April* 2028	2025: JPY 2,500,000,000 2024: JPY 1,250,000,000
		Modal kerja tidak berulang/ *Non-revolving working capital*	JPY 5,000,000,000	-	Tidak dijamin oleh apapun/*Unsecured*			
9	PT Bank DBS Indonesia	Modal kerja berulang/ *Revolving working capital*	Rp 300,000	Rp 300,000	Piutang pembiayaan (lihat Catatan 13)/ *Financing receivables (see Notes 13)*	1 Maret/*March* 2025 – 31 Maret/ *March* 2026	31 Maret/*March* 2026	2025: - 2024: -
10	Bank of America, N.A. – Cabang Jakarta/*Jakarta Branch*	Modal kerja berulang/ *Revolving working capital*	USD 20,000,000	USD 20,000,000	Tidak dijamin oleh apapun/*Unsecured*	5 April/*April* 2025 – 5 April/*April* 2026	5 April/*April* 2027	2025: - 2024: -
11	The Chiba Bank,Ltd. - cabang Hongkong/*Hongkong Branch*	Modal kerja tidak berulang/ *Non-revolving working capital*	USD 15,000,000	USD 15,000,000	Tidak dijamin oleh apapun/*Unsecured*	30 September /*September* 2024 – 31 Maret/*March* 2025	31 Maret/*March* 2028	2025: - 2024: -
12	Standard Chartered Bank - Cabang Indonesia/*Indonesia Branch*	Modal kerja berulang/ *Revolving working capital*	USD 15,000,000	USD 15,000,000	Piutang pembiayaan (lihat Catatan 13)/ *Financing receivables (see Notes 13)*	31 Desember /*December* 2025 – 31 Desember/ *December* 2026	31 Januari/ *January* 2029	2025: - 2024: -
		Modal kerja berulang/ *Revolving working capital*	Rp 150,000	Rp 150,000	Piutang pembiayaan (lihat Catatan 13)/ *Financing receivables (see Notes 13)*			
		Modal kerja berulang/ *Revolving working capital*	Rp 160,000	Rp 160,000	Tidak dijamin oleh apapun/*Unsecured*			

23. PINJAMAN YANG DITERIMA (lanjutan)

b. Pinjaman Bank (lanjutan)

Entitas Anak (lanjutan)

23. BORROWINGS (continued)

b. Bank borrowings (continued)

Subsidiaries (continued)

No.	Pemberi pinjaman/ *Lender*	Tipe Fasilitas/ *Type of facility*	Jumlah Fasilitas/ *Facility Amount*		Jaminan/ *Collateral*	Jangka waktu penarikan/ *Availability Period*	Jatuh Tempo/ *Maturity*	Pembayaran untuk fasilitas-fasilitas jangka Panjang/ *Repayment for long-term facility*
			31 Desember/ *December* 2025	31 Desember/ *December* 2024				
PT Oto Multiartha (lanjutan/*continued*)								
13	Deutsche Bank AG - Cabang Indonesia/*Indonesia Branch*	Modal kerja berulang/ *Revolving working capital*	-	Rp 200,000	Jaminan perusahaan dari / *Corporate Guarantee from* Sumitomo Corporation Jepang / *Japan*	30 November/ *November* 2025 – 30 November/ *November* 2026	31 Mei/*May* 2027	2025: - 2024: -
		Modal kerja berulang/ *Revolving working capital*	Rp 200,000	-	Piutang pembiayaan (lihat Catatan 13)/ *Financing receivables (see Notes 13)*			
14	PT Bank Mizuho Indonesia	Modal kerja berulang/ *Revolving working capital*	Rp 450,000	Rp 450,000	Tidak dijamin oleh apapun/*Unsecured*	31 Juli/*July* 2025 – 31 Juli/*July* 2026	31 Juli/*July* 2026	2025: - 2024: -
15	PT Bank Sinarmas Tbk	Cerukan/*Overdraft*	Rp 7,500	Rp 7,500	Tidak dijamin oleh apapun/*Unsecured*	15 Juni/*June* 2025 – 15 Juni/*June* 2026	15 Juni/*June* 2026	2025: - 2024: -
16	Sumitomo Mitsui Banking Corporation - Cabang Singapura/*Singapore Branch*	Modal kerja berulang/ *Revolving working capital*	USD 345,000,000	USD 345,000,000	Tidak dijamin oleh apapun/*Unsecured*	10 September/ *September* 2025 – 10 September/ *September* 2026	-	2025: - 2024: -
17	PT Bank HSBC Indonesia	Modal kerja berulang/ *Revolving working capital*	Rp 250,000	-	Piutang pembiayaan (lihat Catatan 13)/ *Financing receivables (see Notes 13)*	21 Agustus/ *August* 2025 – 21 Agustus/*August* 2026	21 Agustus/ *August* 2028	2025: - 2024: -
18	PT Bank CTBC Indonesia	Modal kerja berulang/ *Revolving working capital*	Rp 100,000	-	Piutang pembiayaan (lihat Catatan 13)/ *Financing receivables (see Notes 13)*	15 Oktober/ *October* 2025 – 15 Oktober/ *October* 2026	15 Oktober/ *October* 2026	2025: - 2024: -

23. PINJAMAN YANG DITERIMA (lanjutan)

a. Pinjaman Bank (lanjutan)

Entitas Anak (lanjutan)

23. *BORROWINGS (continued)*

a. *Bank borrowings (continued)*

Subsidiaries (continued)

No.	Pemberi pinjaman/ *Lender*	Tipe Fasilitas/ *Type of facility*	Jumlah Fasilitas/ *Facility Amount* 31 Desember/ *December* 2025	Jumlah Fasilitas/ *Facility Amount* 31 Desember/ *December* 2024	Jaminan/ *Collateral*	Jangka waktu penarikan/ *Availability Period*	Jatuh Tempo/ *Maturity*	Pembayaran untuk fasilitas-fasilitas jangka Panjang/ *Repayment for long-term facility*
PT Summit Oto Finance								
1	PT Bank Central Asia Tbk	Modal kerja berulang/ *Revolving working capital*	Rp 325,000	Rp 325,000	Piutang pembiayaan (lihat Catatan 13)/ *Financing receivables (see Notes 13)*	27 Juli/*July* 2023 – 21 April/*April* 2027	21 April/*April* 2030	2025: Rp 313.888 2024: Rp 124,999
		Cerukan/*Overdraft*	Rp 25,000	Rp 25,000	Piutang pembiayaan (lihat Catatan 13)/ *Financing receivables (see Notes 13)*			
		Modal kerja tidak berulang/*Non-Revolving working capital*	Rp 2,000,000	Rp 1,000,000	Piutang pembiayaan (lihat Catatan 13)/ *Financing receivables (see Notes 13)*			
2	PT Bank Permata Tbk	Modal kerja tidak berulang/ *Non-revolving working capital*	Rp 800,000	Rp 800,000	Piutang pembiayaan (lihat Catatan 13)/ *Financing receivables (see Notes 13)*	30 Maret/*March* 2023 – 29 Agustus/*August* 2025	29 Agustus/*August* 2028	2025: Rp 100,000 USD 4,550,000 2024: Rp 75,000
3	PT Bank Mizuho Indonesia	Modal kerja berulang/ *Revolving working capital*	Rp 280,000	Rp 280,000	Tidak dijamin oleh apapun/*Unsecured*	31 Juli/July 2025 – 31 Juli/July 2026	31 Juli/*July* 2026	2025: - 2024: -
4	PT Bank DBS Indonesia	Modal kerja berulang/ *Revolving working capital*	Rp 150,000	Rp 150,000	Piutang pembiayaan (lihat Catatan 13)/ *Financing receivables (see Notes 13)*	1 Maret/*March* 2025 – 31 Mei/*May* 2026	31 Maret/*March* 2026	2025: - 2024: -
5	MUFG Bank, Ltd – Cabang Jakarta/*Jakarta Branch*	Modal kerja tidak berulang/*Non-revolving working capital*	USD 100,000,000	USD 100,000,000	Piutang pembiayaan (lihat Catatan 13)/ *Financing receivables (see Notes 13)*	5 Maret/*March* 2021 – 15 September/ *September* 2023	15 September/ *September* 2026	2025: USD 50,000,000 2024: USD 30,000,000
6	Sumitomo Mitsui Trust Bank Limited – Cabang Singapura/*Singapore Branch*	Modal kerja berulang/ *Revolving working capital*	JPY 500,000,000	JPY 500,000,000	Tidak dijamin oleh apapun/*Unsecured*	23 Desember/ *December* 2020 – 27 Februari/*February* 2026	26 Februari/*February* 2027	2025: USD 2.000.000 2024: USD 1.000.000
		Modal kerja berulang/ *Revolving working capital*	USD 20,000,000	USD 20,000,000	Tidak dijamin oleh apapun/*Unsecured*			
		Modal kerja tidak berulang/*Non-revolving working capital*	USD 50,000,000	USD 100,000,000	Tidak dijamin oleh apapun/*Unsecured*			
7	Bank of America, N.A. – Cabang Tokyo/*Tokyo Branch*	Modal kerja tidak berulang/ *Non-revolving working capital*	USD 40,000,000	USD 40,000,000	Piutang pembiayaan (lihat Catatan 13)/ *Financing receivables (see Notes 13)*	19 Mei/*May* 2023 – 19 November/ *November* 2023	19 November/ *November* 2026	2025: - 2024: -

23. PINJAMAN YANG DITERIMA (lanjutan)

a. Pinjaman Bank (lanjutan)

Entitas Anak (lanjutan)

23. *BORROWINGS (continued)*

a. *Bank borrowings (continued)*

Subsidiaries (continued)

No.	Pemberi pinjaman/ *Lender*	Tipe Fasilitas/ *Type of facility*	Jumlah Fasilitas/ *Facility Amount* 31 Desember/ *December* 2025	Jumlah Fasilitas/ *Facility Amount* 31 Desember/ *December* 2024	Jaminan/ *Collateral*	Jangka waktu penarikan/ *Availability Period*	Jatuh Tempo/ *Maturity*	Pembayaran untuk fasilitas-fasilitas jangka Panjang/ *Repayment for long-term facility*
PT Summit Oto Finance (lanjutan/*continued*)								
8	Bank of America, N.A. – Cabang Jakarta/*Jakarta Branch*	Modal kerja berulang/ *Revolving working capital*	USD 10,000,000	USD 10,000,000	Tidak dijamin oleh apapun/*Unsecured*	1 Agustus/*August* 2025 – 1 Agustus/*August* 2026	1 Agustus/*August* 2027	2025: - 2024: -
9	Mizuho Bank, Ltd.	Modal kerja tidak berulang/ *Non-revolving working capital*	JPY 11,000,000,000	JPY11,000,000,000	Piutang pembiayaan (lihat Catatan 13)/ *Financing receivables (see Notes 13)*	30 Juli/*July* 2020 – 3 Juni/*June* 2026	3 Juni/*June* 2030	2025: JPY 4,400,000,000 2024: JPY 1,200,000,000
		Modal kerja tidak berulang/ *Non-revolving working capital*	USD 90,000,000	-	Piutang pembiayaan (lihat Catatan 13)/ *Financing receivables (see Notes 13)*			
10	Deutsche Bank AG – Cabang Tokyo/*Tokyo Branch*	Modal kerja tidak berulang/ *Non-revolving working capital*	JPY 10,000,000,000	JPY10,000,000,000	Piutang pembiayaan (lihat Catatan 13)/ *Financing receivables (see Notes 13)*	29 Maret/*March* 2023 – 17 April/*April* 2026	17 April/*April* 2028	2025: JPY 5,000,000,000 2024: JPY 2,500,000,000
		Modal kerja tidak berulang/ *Non-revolving working capital*	JPY 10,000,000,000	-	Tidak dijamin oleh apapun/*Unsecured*			
11	The Norinchukin Bank – Cabang Singapura/ *Singapore Branch*	Modal kerja berulang/ *Revolving working capital*	JPY 1,000,000,000	JPY 2,000,000,000	Tidak dijamin oleh apapun/*Unsecured*	31 Mei/*May* 2023 – 30 April/*April* 2026	28 April/*April* 2029	2025: - 2024: -
		Modal kerja tidak berulang/ *Non-revolving working capital*	JPY 13,500,000,000	JPY 6,500,000,000	Tidak dijamin oleh apapun/*Unsecured*			
12	The Chiba Bank Ltd, - Cabang Hong Kong/*Hong Kong Branch*	Modal kerja tidak berulang/ *Non-revolving working capital*	USD 15,000,000	USD 15,000,000	Tidak dijamin oleh apapun/*Unsecured*	30 September/ *September* 2024 – 31 Maret/*March* 2025	31 Maret/*March* 2028	2025: USD 3,000,000 2024: -
13	Deutsche Bank, AG, Cabang Jakarta/*Jakarta Branch*	Modal kerja berulang/ *Revolving working capital*	Rp 200,000	-	Piutang pembiayaan (lihat Catatan 13)/ *Financing receivables (see Notes 13)*	30 November/ *November* 2025 – 30 November/ *November* 2026	31 Mei/*May* 2027	2025: - 2024: -
		Modal kerja berulang/ *Revolving working capital*	-	Rp 200,000	Jaminan perusahaan dari/*Corporate guarantee from* Sumitomo Corporation (SC), Jepang/*Japan*			

23. PINJAMAN YANG DITERIMA (lanjutan)

b. Pinjaman Bank (lanjutan)

Entitas Anak (lanjutan)

23. *BORROWINGS (continued)*

b. *Bank borrowings (continued)*

Subsidiaries (continued)

No.	Pemberi pinjaman/ *Lender*	Tipe Fasilitas/ *Type of facility*	Jumlah Fasilitas/ *Facility Amount* 31 Desember/ *December* 2025	Jumlah Fasilitas/ *Facility Amount* 31 Desember/ *December* 2024	Jaminan/ *Collateral*	Jangka waktu penarikan/ *Availability Period*	Jatuh Tempo/ *Maturity*	Pembayaran untuk fasilitas-fasilitas jangka Panjang/ *Repayment for long-term facility*
PT Summit Oto Finance (lanjutan/*continued*)								
14	Standard Chartered Bank Indonesia	Modal kerja berulang/ *Revolving working capital*	-	USD 15,000,000	Jaminan perusahaan dari/*Corporate guarantee from* Sumitomo Corporation (SC), Jepang/*Japan*	31 Maret/*March* 2025 – 31 Maret/*March* 2026	31 Januari/ *January* 2028	2025: - 2024: -
		Modal kerja berulang/ *Revolving working capital*	Rp 100,000	Rp 100,000	Piutang pembiayaan (lihat Catatan 13)/ *Financing receivables (see Notes 13)*			
15	Sumitomo Mitsui Banking Corporation, *Singapore Branch*	Modal kerja berulang/ *Revolving working capital*	USD 345,000,000	USD 345,000,000	Tidak dijamin oleh apapun/*Unsecured*	10 September/ *September* 2025 – 10 September/ *September* 2026	-	2025: - 2024: -
16	PT Bank HSBC Indonesia	Modal kerja berulang/ *Revolving working capital*	Rp 250,000	-	Piutang pembiayaan (lihat Catatan 13)/ *Financing receivables (see Notes 13)*	21 Agustus/ *August* 2025 – 21 Agustus/ *August* 2026	21 Agustus/ *August* 2028	2025: - 2024: -
17	PT Bank CTBC Indonesia, Jakarta Branch	Modal kerja berulang/ *Revolving working capital*	Rp 100,000	-	Piutang pembiayaan (lihat Catatan 13)/ *Financing receivables (see Notes 13)*	15 Oktober/ *October* 2025 – 15 Oktober/ *October* 2026	15 Oktober/ *October* 2026	2025: - 2024: -

23. PINJAMAN YANG DITERIMA (lanjutan)

a. Pinjaman bank (lanjutan)

Entitas Anak (lanjutan)

Untuk tahun- tahun yang berakhir pada tanggal 31 Desember 2025 dan 2024, tingkat suku bunga kontraktual setahun atas pinjaman bank yang diterima oleh PT Oto Multiartha dan PT Summit Oto Finance masing-masing sebesar antara 1,35% - 7,90% dan 1,04% - 8,50%.

Seluruh perjanjian pinjaman di atas mencakup adanya pembatasan-pembatasan tertentu yang umumnya diharuskan untuk fasilitas-fasilitas kredit tersebut, antara lain, pembatasan untuk melakukan penggabungan usaha atau konsolidasi dengan pihak lain, mengadakan perjanjian pinjaman dengan pihak lain kecuali yang timbul dalam kegiatan usaha yang normal atau melakukan perubahan atas struktur modal dan/atau Anggaran Dasar tanpa adanya persetujuan tertulis dari kreditur dan kepatuhan terhadap rasio-rasio keuangan tertentu, terutama rasio utang terhadap modal. Pada tanggal 31 Desember 2025 dan 2024, Entitas Anak telah mematuhi pembatasan-pembatasan yang ada.

Tidak ada beban jasa penjaminan atas pinjaman yang diterima oleh Entitas Anak yang dijamin oleh jaminan Perusahaan (*corporate guarantee*) untuk tahun-tahun yang berakhir pada tanggal 31 Desember 2025 dan 2024.

Saldo pinjaman yang diterima oleh PT Oto Multiartha dan PT Summit Oto Finance dalam mata uang Dolar Amerika Serikat dan Yen Jepang masing-masing sebesar USD 703.300.000 (nilai penuh) dan JPY 36.950.000.000 (nilai penuh) pada tanggal 31 Desember 2025 dan sebesar USD 783.000.000 (nilai penuh) dan JPY 40.450.000.000 (nilai penuh) pada tanggal 31 Desember 2024 telah dilindung nilai oleh kontrak *cross currency swap*.

***23. BORROWINGS** (continued)*

***a. Bank borrowings** (continued)*

***Subsidiaries** (continued)*

For the years ended 31 December 2025 and 2024, the contractual interest rates per annum for PT Oto Multiartha and PT Summit Oto Finance bank borrowings ranging from 1.35% - 7.90% and 1.04% - 8.50%, respectively.

All loan agreements include certain restrictive covenants which are normally required for such credit facilities, such as limitations to initiate merger or consolidation with other parties, borrowing from other parties except in the normal course of business, or change its capital structure and/or Articles of Association without prior written approval from the creditors, and compliance with agreed financial ratios, principally debt to equity ratio. As of 31 December 2025 and 2024, the Subsidiaries complied with the covenants.

There were no guarantee fees on borrowings which were guaranteed by corporate guarantee during the years ended 31 December 2025 and 2024.

The outstanding balance of borrowings received by PT Oto Multiartha dan PT Summit Oto Finance denominated in US Dollar and Japanese Yen amounting to USD 703,300,000 (full amount) and JPY 36,950,000,000 (full amount) as of 31 December 2025 and amounting to USD 783,000,000 (full amount) and JPY 40,450,000,000 (full amount) as of 31 December 2024, were hedged by cross currency swap contracts.

b. Pinjaman bukan bank

b. Non-bank borrowings

Jumlah pokok pinjaman berdasarkan jangka waktu:

Borrowing principals amount based on time period:

	31 Desember/*December*		
	2025	**2024**	
Lebih dari 3 tahun	8,337,500	9,412,100	*More than 3 years*
Dikurangi:			*Less:*
Biaya transaksi yang belum diamortisasi	(52,997)	(67,486)	*Unamortized transaction costs*
Ditambah:			*Add:*
Beban bunga yang masih harus dibayar	27,654	73,382	*Accrued interest expenses*
	8,312,157	9,417,996	

23. PINJAMAN YANG DITERIMA (lanjutan)

b. Pinjaman bukan bank (lanjutan)

Pembayaran bunga pinjaman telah dibayarkan oleh Bank sesuai dengan jadwal.

Pinjaman bukan bank adalah fasilitas pinjaman dengan International Finance Corporation (IFC), bukan pihak berelasi yang terdiri dari beberapa perjanjian sebagai berikut:

(i) Perjanjian Pinjaman 2019

Tujuan pinjaman tersebut adalah untuk mendanai pembiayaan kredit mikro, usaha kecil menengah yang dimiliki perempuan, *green loans*, pinjaman *Supply Chain Finance* (SCF). Bank akan melakukan upaya terbaiknya untuk memastikan bahwa jumlah agregat dari pencairan yang diberikan untuk setiap pinjaman setidaknya sama dengan 25% dari jumlah maksimum pinjaman.

Pada tanggal 28 Januari 2020, Bank melakukan penarikan sebesar Rp 1.364.600, ekuivalen USD 100.000.000 (nilai penuh) dengan suku bunga 7,30% per tahun dan jatuh tempo pada tanggal 28 Januari 2025. Pembayaran bunga dilakukan setiap 6 (enam) bulan, yang dimulai pada tanggal 28 Juli 2021 dan akan berakhir pada tanggal 28 Januari 2025. Pinjaman ini telah dilunasi pada 28 Januari 2025.

Dalam perjanjian pinjaman tersebut, diatur beberapa pembatasan yang harus dipenuhi oleh Bank antara lain:

- tidak diperkenankan melakukan perubahan bisnis secara substansial tanpa persetujuan tertulis dari pemberi pinjaman;
- tidak melakukan penggabungan usaha, demerger, restrukturisasi korporasi, yang dapat memberikan dampak merugikan yang material;
- tidak menerbitkan saham tambahan dan tidak akan melakukan transfer saham, penjualan, perjanjian yang akan mengubah SMBC menjadi pemegang saham non-pengendali sesuai dengan ketentuan Peraturan Perbankan atau Keuangan di Indonesia;

***23. BORROWINGS** (continued)*

***b. Non-bank borrowings** (continued)*

Payments of interest on borrowings had been paid by the Bank in accordance with the schedule.

Non-bank borrowings are borrowing facilities from International Finance Corporation (IFC), non-related party, consist of some agreements as follows:

(i) Borrowing Agreement 2019

The purpose of borrowing was to finance the Women-Owned Micro, Small Medium Enterprise (MSME) loans, Green loans and Supply Chain Finance (SCF) loans. The Bank will use its best efforts to ensure that the aggregated amount of the disbursements made to each loans was at least equal to 25% of the maximum loan amount.

On 28 January 2020, the Bank drawdown this loan at amount of Rp 1,364,600, equivalent to USD 100,000,000 (full amount) with interest rate 7.30% per annum and maturity date on 28 January 2025. Interest payment will be paid every 6 (six) months, which is started on 28 July 2021 and will be ended on 28 January 2025. This loan was paid off on 28 January 2025.

The borrowing agreements provide several covenants required from the Bank, such as:

- *no substantial change is made to the general nature of its business without prior written consent of the lender;*
- *not undertake or permit any merger, demerger, corporate restructuring, which has or could reasonably be expected to have material adverse effect;*
- *not issue any additional shares and shall not have its existing shares transferred, sold, pledged or otherwise encumbered such that action would make the SMBC to become a non-controlling shareholder under the Indonesia's Banking or Financial Regulations;*

23. PINJAMAN YANG DITERIMA (lanjutan)

b. Pinjaman bukan bank (lanjutan)

(ii) Perjanjian Pinjaman 2023

Pada tanggal 20 Juni 2023, Bank telah menandatangani perjanjian Fasilitas pinjaman sebesar USD 500.000.000 (nilai penuh). Bentuk pinjaman ini adalah *Privately Placed Senior Sustainability Bond*. Tujuan pinjaman tersebut adalah untuk pembiayaan usaha kecil menengah yang dimiliki perempuan, pembangunan bangunan ramah lingkungan, dan *Social Bond*.

Pada tanggal 25 Agustus 2023, Bank melakukan penarikan sebesar USD 300.000.000 (nilai penuh) dengan suku bunga berdasarkan suku bunga acuan 3 bulan + 0,846%. Pembayaran bunga dilakukan setiap 3 (tiga) bulan, yang dimulai pada tanggal 27 November 2023 dan akan berakhir pada tanggal 25 Agustus 2028.

Pada tanggal 23 Desember 2024, Bank melakukan penarikan sebesar USD 200.000.000 (nilai penuh) dengan suku bunga berdasarkan suku bunga acuan 3 bulan + 0,846%. Pembayaran bunga dilakukan setiap 3 (tiga) bulan, yang dimulai pada tanggal 23 Maret 2025 dan akan berakhir pada tanggal 23 Desember 2029.

Pada tanggal 31 Desember 2025 dan 2024, Bank telah menggunakan seluruh fasilitas yang ada.

Dalam perjanjian pinjaman tersebut, diatur beberapa pembatasan yang harus dipenuhi oleh Bank antara lain:

- Menyatakan atau membayarkan dividen apa pun atau melakukan pembagian apa pun atas modal sahamnya (selain dividen atau pembagian yang harus dibayar dalam saham Emiten), kecuali pembayaran atau pembagian yang diusulkan diambil dari penghasilan bersih dari Tahun Buku yang relevan.

- Membuat atau memungkinkan utang apa pun yang dijamin atau berperingkat di atas atau senior terhadap Obligasi, kecuali untuk transaksi sewa guna usaha (*leasing*) atau transaksi lain yang didukung aset dalam operasional bisnis perbankan pada umumnya.

***23. BORROWINGS** (continued)*

***b. Non-bank borrowings** (continued)*

(ii) Borrowing Agreement 2023

On 20 June 2023, the Bank has signed a loan facility agreement of USD 500,000,000 (full amount). The form of this loan is a Privately Placed Senior Sustainability Bond. The purpose of these loans is to finance small and medium enterprises owned by women, construction of environmentally friendly buildings, and Social Bonds.

On 25 August 2023, the Bank made a withdrawal of USD 300,000,000 (full amount) with interest rates based on the 3-month benchmark interest rate + 0.846%. Interest payments are made every 3 (three) months, starting on 27 November 2023 and ending on 25 August 2028.

On 23 December 2024, the Bank made a withdrawal of USD 200,000,000 (full amount) with an interest rate based on the 3-month benchmark interest rate + 0.846%. Interest payments are made every 3 (three) months, starting on 23 March 2025 and ending on 23 December 2029.

As of 31 December 2025 and 2024, the Bank has used all existing facilities.

The borrowing agreements provide several covenants required from the Bank, such as:

- *Declare or pay any dividend or make any distributions on its share capital (other than dividends or distributions payable in shares of the Issuer), unless the proposed payment or distribution is out of net income of the relevant Financial Year.*

- *Create or allow any indebtedness that is secured or ranks prior or senior to the Bonds, except for the leasing transactions or other asset-backed transactions in the ordinary course of banking business.*

23. PINJAMAN YANG DITERIMA (lanjutan)

b. Pinjaman bukan bank (lanjutan)

(ii) Perjanjian Pinjaman 2023 (lanjutan)

Dalam perjanjian pinjaman tersebut, diatur beberapa pembatasan yang harus dipenuhi oleh Bank antara lain: (lanjutan)

- Membentuk atau memiliki Anak Perusahaan Utama apa pun (selain PT BANK BTPN SYARIAH Tbk, PT BTPN SYARIAH VENTURA, PT Oto Multiartha dan PT Summit Oto Finance).
- Tidak melakukan perubahan mendasar atas Anggaran Dasar dengan cara apa pun yang dapat tidak sesuai dengan ketentuan pada perjanjian.
- Tidak melakukan atau mengizinkan penggabungan, pemekaran, peleburan atau reorganisasi apa pun; atau menjual, memindahkan, menyewakan atau dengan cara lain melepaskan seluruh atau suatu bagian substansial dari aset-asetnya selain aset-aset yang diambil alih dalam mengeksekusi jaminan yang dibuat untuk kepentingan Emiten dalam usaha perbankannya.

Pada tanggal 31 Desember 2025 dan 2024, Bank telah memenuhi persyaratan terkait penarikan fasilitas IFC.

***23. BORROWINGS** (continued)*

***b. Non-bank borrowings** (continued)*

***(ii) Borrowing Agreement 2023** (continued)*

The borrowing agreements provide several covenants required from the Bank, such as: (continued)

- *Form or have any Material Subsidiary (other than PT BANK BTPN SYARIAH Tbk, PT BTPN SYARIAH VENTURA, PT Oto Multiartha and PT Summit Oto Finance).*
- *No substantial change of its Charter in any manner which would be inconsistent with the provisions of this Agreement.*
- *Not undertake Merger, Consolidation or Reorganization. Undertake or permit any merger, spin-off, consolidation or reorganization; or sell, transfer, lease or otherwise dispose of all or a substantial part of its assets, other than assets acquired in the enforcement of security created in Favor of the Issuer in the ordinary course of its banking business, whether in a single transaction or in a series of transactions, related or otherwise.*

As of 31 December 2025 and 2024, the Bank managed to fulfill the requirement related with disbursement of IFC facility.

24. AKRUAL

24. ACCRUALS

	31 Desember/*December*		
	2025	**2024**	
Akrual beban operasional	263,064	386,205	*Accrued operational expenses*
Akrual beban promosi	100,078	106,444	*Accrued promotion expenses*
Akrual jasa profesional	99,792	68,734	*Accrued professional fees*
	462,934	561,383	

Akrual jasa profesional merupakan akrual untuk biaya konsultan yang bekerjasama dengan Bank untuk menyelesaikan proyek tertentu, termasuk akrual untuk biaya konsultan hukum, konsultan bisnis, akuntan publik dan lainnya.

Accrued professional fees are accrual for the costs of consultants who collaborate with the Bank to complete certain projects, including accrual for the costs of legal consultant, business consultant, public accountant and others.

25. PINJAMAN SUBORDINASI

25. SUBORDINATED LOANS

Pinjaman subordinasi merupakan pinjaman dari SMBC Cabang Singapura sejumlah USD 200.000.000 (nilai penuh), ekuivalen dengan Rp 3.335.000 pada tanggal 31 Desember 2025 dan sejumlah USD 200.000.000 (nilai penuh), ekuivalen dengan Rp 3.219.000 pada tanggal 31 Desember 2024.

The outstanding subordinated loans represent loans obtained from SMBC Singapore Branch amounted to USD 200,000,000 (full amount), equivalent to Rp 3,335,000 as of 31 December 2025 and amounted to USD 200,000,000 (full amount), equivalent to Rp 3,219,000 as of 31 December 2024.

25. PINJAMAN SUBORDINASI (lanjutan)

Pinjaman subordinasi sebesar USD 100.000.000 (nilai penuh) dan USD 100.000.000 (nilai penuh) masing-masing diperoleh pada tanggal 26 September 2018 dan 23 November 2018 dan akan jatuh tempo pada tanggal 31 Juli 2031.

Untuk fasilitas USD 100.000.000 (nilai penuh) dan USD 100.000.000 (nilai penuh) yang masing-masing diperoleh pada tanggal 26 September 2018 dan 23 November 2018, telah terdapat Perjanjian Tambahan yang ditandatangani pada tanggal 31 Juli 2024, sehingga tanggal jatuh tempo berubah dari masing-masing tanggal 26 September 2028 dan 21 November 2028 menjadi tanggal 31 Juli 2031 untuk kedua fasilitas tersebut.

Pinjaman subordinasi memiliki opsi pembayaran lebih awal dengan pemberitahuan 20 hari sebelumnya dan dengan persetujuan dari kreditur.

Tingkat suku bunga kontraktual setahun atas pinjaman subordinasi ini adalah *cost of fund* ditambah margin tertentu. Untuk posisi pada tanggal 31 Desember 2025, marjin yang diterapkan adalah 1,25% (untuk total pinjaman subordinasi USD 200.000.000 (nilai penuh)).

Pinjaman subordinasi digunakan untuk memperkuat struktur modal Bank sebagai Modal Pelengkap (*Tier* 2).

Sesuai Peraturan OJK Nomor 11/POJK.03/2016 tentang Kewajiban Penyediaan Modal Minimum Bank Umum dan Surat Edaran OJK Nomor 20/SEOJK.03/2016 tentang Fitur Konversi Menjadi Saham Biasa atau *Write Down* terhadap instrumen Modal Inti Tambahan dan Modal Pelengkap, Kreditur dan Debitur memahami bahwa terdapat kondisi yang menyebabkan (*trigger events*) pinjaman yang diberikan sesuai dengan Perjanjian ini harus dikonversi menjadi saham biasa atau dilakukan *write down,* yaitu dalam hal kelangsungan usaha debitur berpotensi terganggu (*point of non viability*) sehingga mempengaruhi kewajiban debitur kepada kreditur, yaitu dapat berupa:

(i) rasio Modal Inti Utama (*Common Equity Tier 1*/CET 1) lebih rendah atau sama dengan 5,125% dari Aset Tertimbang Menurut Risiko (ATMR) baik secara individu maupun konsolidasi dengan Entitas Anak; dan/atau

(ii) terdapat rencana dari otoritas yang berwenang untuk melakukan penyertaan modal kepada Debitur yang dinilai berpotensi terganggu kelangsungan usahanya; dan

(iii) terdapat perintah dari OJK untuk melakukan konversi menjadi saham biasa dan/atau *write-down.*

Pada tanggal 31 Desember 2025 dan 2024, Bank memenuhi seluruh persyaratan yang disebutkan dalam perjanjian pinjaman subordinasi.

***25. SUBORDINATED LOANS** (continued)*

Subordinated loans of USD 100,000,000 (full amount) and USD 100,000,000 (full amount) were obtained on 26 September 2018 and 23 November 2018 respectively and will mature on 31 July 2031.

For the USD 100,000,000 (full amount) facility and the USD 100,000,000 (full amount) facility obtained on 26 September 2018 and 23 November 2018 respectively, Supplemental Agreements have been signed on 31 July 2024, so that the maturity date has changed from previously 26 September 2028 and 21 November 2028 to 31 July 2031 for the two facilities.

These subordinated loans have early repayment option by 20 days notification in advance with lender's approval.

Contractual interest rate per annum on subordinated loans is cost of fund plus certain margin. For position as of 31 December 2025, the applied margin was 1.25% (for total outstanding amount of USD 200,000,000 (full amount)).

Subordinated loans are used to strengthen the Bank's capital structure as Supplementary Capital (Tier 2).

In accordance with the Regulation of OJK Number 11/POJK.03/2016 and Circular Letter of OJK Number 20/SEOJK.03/2016 regarding Feature of Conversion to Common Stock or Write Down The Instruments of Additional Tier 1 and Tier 2, Lender and Borrower acknowledge the trigger events that will cause the loan provided under this Agreement to be converted to common stock or written down, particulary in the event when the business continuity of the debtor is potentially disrupted (point of non viability) and therefore affecting the liabilities of borrower to the lender, in the term of:

(i) Common Equity Tier 1 (CET 1) is lower than or equal to 5.125% of Risk-Weighted Assets (RWA), both individually and consolidated with its Subsidiaries; and/or

(ii) there is a plan of the competent authority to make capital injection to the Borrower which continuity of its business is evaluated to have the potential to be disrupted; and

(iii) There is an order from OJK to convert into common stock and/or write-down.

As of 31 December 2025 and 2024, the Bank complied with all the requirements mentioned in the subordinated loan agreements.

26. LIABILITAS IMBALAN KERJA KARYAWAN / *26. EMPLOYEE BENEFITS LIABILITIES*

Liabilitas imbalan kerja karyawan terdiri dari: / *Employee benefits liabilities consist of:*

	31 Desember/*December*	
	2025	**2024**
Imbalan kerja jangka pendek / *Short-term employee benefits*		
Akrual bonus karyawan, THR, tantiem, dan liabilitas jangka pendek lainnya / *Accrual of employee bonus, THR, tantiem, and other short-term liabilities*		
- Bank / *Bank*	351,556	339,069
- Entitas Anak / *Subsidiaries*	280,630	274,383
	632,186	613,452
Imbalan pascakerja dan imbalan kerja jangka panjang lainnya / *Post-employment benefits and other long-term employee benefits*		
- Bank / *Bank*	124,366	32,669
- Entitas Anak / *Subsidiaries*	487,344	420,286
	611,710	452,955
	1,243,896	1,066,407

Pada tanggal 31 Desember 2024, Bank mengalami kelebihan pendanaan pada aset program untuk imbalan pascakerja, sehingga Bank mencatat aset imbalan kerja sebesar Rp 17.147 pada Catatan 18.

As of 31 December 2024, the Bank experienced funding surplus on post-employment benefit plan assets, so the Bank recorded employee benefit assets amounted Rp 17,147 in Notes 18.

Grup menerapkan kebijakan program manfaat imbalan pascakerja sesuai dengan Undang-Undang Cipta Kerja ("UUCK") No. 11 Tahun 2020, Peraturan Pemerintah No. 35 Tahun 2021 dan Perjanjian Kerjasama yang berlaku di Grup. Dasar perhitungan manfaat ini menggunakan gaji pokok terkini. Program pensiun manfaat pasti ini dikelola oleh PT Asuransi Allianz Life Indonesia.

The Group implements post-employment benefits policy based on Job Creation Law ("UUCK") No. 11 Year 2020, Government Regulation No. 35 Year 2021 and Collective Labor Agreement applied by the Group. The calculation basis of benefits is based on current basic salary. The Bank's defined benefits pension plan is managed by PT Asuransi Allianz Life Indonesia.

Program tersebut memberikan manfaat pensiun yang akan dibayarkan kepada karyawan yang berhak pada saat karyawan pensiun atau pada saat karyawan tersebut berhenti sesuai dengan peraturan yang berlaku. Pendanaan program pensiun ini dilakukan oleh Grup dengan membayar iuran tahunan yang setidaknya memenuhi jumlah minimum seperti yang diharuskan oleh peraturan perundang-undangan yang berlaku.

The program calls for benefits to be paid to eligible employees at retirement or when the employees resign according to the prevailing regulations. The funding of the pension plan is conducted by the Group through payments of annual contributions which are sufficient to meet the minimum requirements set forth in applicable laws.

Perhitungan imbalan kerja jangka panjang Bank dan Entitas Anak menggunakan hasil perhitungan Aktuari periode 31 Desember 2025 dengan informasi komparatif 31 Desember 2024.

The calculation of the long-term employee benefits of the Bank and Subsidiary use the results of the calculation of the Actuarial period 31 December 2025 with comparative information 31 December 2024.

Pada tanggal 31 Desember 2025, jumlah karyawan Bank yang memiliki hak atas manfaat ini adalah 5.824 karyawan (31 Desember 2024: 6.105 karyawan) (tidak diaudit).

As of 31 December 2025, the total number of the Bank's employees eligible for this benefit was 5,824 employees (31 December 2024: 6,105 employees) (unaudited).

Pada tanggal 31 December 2025, jumlah karyawan Entitas Anak yang memiliki hak atas imbalan ini adalah sebanyak 11.736 karyawan (31 Desember 2024: 11.129 karyawan) (tidak diaudit).

As of 31 December 2025, the total number of the Subisidiaries' employees eligible for this benefit was 11,736 employees (31 December 2024: 11,129 employees) (unaudited).

Selain memberikan manfaat yang disebutkan di atas, Bank juga memberikan manfaat cuti panjang kepada karyawannya.

In addition to the benefits mentioned above, the Bank also provides its employees with long leave benefits.

26. LIABILITAS IMBALAN KERJA KARYAWAN (lanjutan)

26. *EMPLOYEE BENEFITS LIABILITIES (continued)*

Imbalan pascakerja

Post-employment benefits

Perhitungan aktuaria atas liabilitas imbalan kerja karyawan Bank pada tanggal 31 Desember 2025 dan 2024 dilakukan oleh Kantor Konsultan Aktuaria I Gde Eka Sarmaja, FSAI dan Rekan, aktuaris independen, dengan menggunakan metode "*Projected Unit Credit*" berdasarkan laporannya tertanggal 11 Februari 2026 (31 Desember 2024: tanggal 30 Januari 2025).

The actuarial calculation for the Bank's employee benefits liabilities as of 31 December 2025 and 2024 was performed by Kantor Konsultan Aktuaria I Gde Eka Sarmaja, FSAI dan Rekan, an independent actuary, using the "Projected Unit Credit" method based on its reports dated 11 February 2026 (31 December 2024: dated 30 January 2025).

Perhitungan aktuaria Bank tersebut menggunakan asumsi-asumsi sebagai berikut:

The Bank's actuarial valuations were carried out using the following assumptions:

	31 Desember/*December*		
	2025	**2024**	
Asumsi ekonomi:			***Economic assumptions:***
Tingkat diskonto per tahun	6.25%	7.00%	*Interest discount rate per annum*
Tingkat kenaikan gaji per tahun	7.00%	7.00%	*Salary increment rate per annum*
Asumsi lainnya:			***Other assumptions:***
Usia pensiun normal	55	55	*Normal pension age*
Tingkat kematian	Tabel mortalitas/ *Mortality table* Indonesia 2019 (TMI 2019)	Tabel mortalitas/ *Mortality table* Indonesia 2019 (TMI 2019)	*Mortality rate*
Tingkat cacat	10% TMI 2019	10% TMI 2019	*Disability rate*

Status pendanaan atas program pensiun pada tanggal 31 Desember 2025 dan 2024 berdasarkan laporan aktuaria adalah sebagai berikut:

The funding status of the pension plan as of 31 December 2025 and 2024 based on the actuarial reports was as follows:

	31 Desember/*December*		
	2025	**2024**	
Bank			***Bank***
Nilai kini liabilitas imbalan manfaat pasti	807,649	718,722	*Present value of defined benefits liabilities*
Nilai wajar aset program	(715,544)	(735,869)	*Fair value of plan assets*
(Surplus) defisit pendanaan	92,105	(17,147)	*Funding (surplus) deficit*
Entitas Anak			***Subsidiaries***
Defisit pendanaan	443,403	383,949	*Funding deficit*
	535,508	366,803	

Perubahan liabilitas imbalan manfaat pasti selama tahun berjalan adalah sebagai berikut:

The movement in the defined benefits liabilities during the year was as follows:

	Tahun berakhir 31 Desember/ *Year ended 31 December*		
	2025	**2024**	
Perubahan nilai kini liabilitas imbalan manfaat pasti - Bank:			***Movement in present value of defined benefits liabilities - Bank:***
Nilai kini kewajiban imbalan manfaat pasti, awal tahun	718,722	732,177	*Present value of defined benefits liabilities, beginning of the year*
Termasuk dalam laba rugi			***Included in profit or loss***
Beban jasa kini	90,546	89,220	*Current service cost*
Beban bunga	47,423	42,266	*Interest expense*
Kerugian atas penyelesaian	1,306	1,371	*Loss on settlements*
Dipindahkan	857,997	865,034	*Carry forward*

26. LIABILITAS IMBALAN KERJA KARYAWAN (lanjutan)

26. *EMPLOYEE BENEFITS LIABILITIES (continued)*

Imbalan pascakerja (lanjutan)

Post-employment benefits (continued)

Perubahan liabilitas imbalan manfaat pasti selama tahun berjalan adalah sebagai berikut: (lanjutan)

The movement in the defined benefits liabilities during the year was as follows: (continued)

	Tahun berakhir 31 Desember/ *Year ended 31 December*		
	2025	**2024**	
Dipindahkan	857,997	865,034	*Carry forward*
Termasuk dalam penghasilan komprehensif lain			***Included in other comprehensive income***
Kerugian/keuntungan aktuaria yang timbul dari:			*Actuarial losses/gains arising from:*
- Asumsi keuangan	36,973	(12,683)	*Financial assumption -*
- Penyesuaian pengalaman	47,494	(25,361)	*Experiences adjustment -*
Lain-lain			***Others***
Imbalan yang dibayarkan oleh aset program selama tahun berjalan	(133,509)	(106,897)	*Benefits paid by the plan assets during the year*
Pembayaran penyelesaian dari aset program	(1,306)	(1,371)	*Settlement payments from plan assets*
Nilai kini liabilitas imbalan manfaat pasti, akhir tahun - Bank	**807,649**	**718,722**	***Present value of net defined benefits liabilities, end of year - Bank***
Nilai kini liabilitas imbalan manfaat pasti, akhir tahun – Entitas Anak	657,196	586,496	*Present value of defined benefits liabilities, end of year - Subsidiaries*
Nilai kini liabilitas imbalan manfaat pasti, akhir tahun	**1,464,845**	**1,305,218**	***Present value of defined benefits liabilities, end of year***

Perubahan nilai wajar aset program selama tahun berjalan adalah sebagai berikut:

The movement of fair value of plan assets during the year was as follows:

	Tahun berakhir 31 Desember/ *Year ended 31 December*		
	2025	**2024**	
Perubahan nilai wajar aset program - Bank:			***Movement in the fair value of plan assets - Bank:***
Nilai wajar aset program, awal tahun	735,869	634,515	*Fair value of plan assets, beginning of year*
Termasuk dalam laba rugi			***Included in profit or loss***
Pendapatan bunga atas aset program	52,102	41,776	*Interest income on plan assets*
Termasuk dalam penghasilan komprehensif lain			***Included in other comprehensive income***
Imbal hasil atas aset program di luar pendapatan bunga	(29,514)	(21,363)	*Return on plan assets excluding interest income*
Lain-lain			***Others***
Kontribusi yang dibayarkan kepada program	91,902	189,209	*Contributions paid into the plan*
Imbalan yang dibayarkan oleh program	(133,509)	(106,897)	*Benefits paid by the plan*
Pembayaran penyelesaian dari aset program	(1,306)	(1,371)	*Settlement payments from plan assets*
Nilai wajar aset program, akhir tahun - Bank	**715,544**	**735,869**	***Fair value of plan assets, end of year - Bank***
Nilai wajar aset program, akhir tahun – Entitas Anak	213,793	202,547	*Fair value of plan assets, end of year – Subsidiaries*
Nilai wajar aset program, akhir tahun	**929,337**	**938,416**	***Fair value of plan assets, end of year***

26. LIABILITAS IMBALAN KERJA KARYAWAN (lanjutan) / *26. EMPLOYEE BENEFITS LIABILITIES (continued)*

Imbalan pascakerja (lanjutan) / *Post-employment benefits (continued)*

Jumlah yang diakui di laba rugi: / *The amounts recognised in profit/loss are as follows:*

	Tahun berakhir 31 Desember/ *Year ended 31 December*		
	2025	**2024**	
Bank			***Bank***
Biaya jasa kini	90,546	89,220	*Current service cost*
Biaya bunga	47,423	42,266	*Net interest*
Pembayaran penyelesaian dari aset program	1,306	1,371	*Settlement payments from plan assets*
Pendapatan bunga atas aset program	(52,102)	(41,776)	*Interest income on plan assets*
	87,173	**91,081**	
Entitas Anak	95,904	90,070	*Subsidiaries*
Jumlah, disajikan sebagai bagian dari beban tenaga kerja	**183,077**	**181,151**	***Total, included in personnel expenses***

Jumlah yang diakui di penghasilan komprehensif lain: / *The amounts recognised in other comprehensive income are as follows:*

	Tahun berakhir 31 Desember/ *Year ended 31 December*		
	2025	**2024**	
Bank			***Bank***
Kerugian/keuntungan aktuaria yang timbul dari:			*Actuarial losses/gains arising from:*
- Asumsi keuangan	36,973	(12,683)	*Financial assumption -*
- Penyesuaian pengalaman	47,494	(25,361)	*Experience adjustment -*
Imbal hasil atas aset program di luar pendapatan bunga	29,514	21,363	*Return on plan assets excluding interest income*
	113,981	**(16,681)**	
Entitas Anak	(3,861)	(36,685)	*Subsidiaries*
Jumlah, disajikan sebagai bagian dari penghasilan komprehensif lain	**110,120**	**(53,366)**	***Total, included in other comprehensive income***

Seluruh aset program pensiun ditempatkan pada kas di Bank Kustodian dan deposito berjangka di Bank.

All of the pension plan assets are placed on cash with the Custodian Bank and time deposits with the Bank.

Bank terekspos dengan beberapa risiko melalui program imbalan pasti. Risiko yang paling signifikan adalah sebagai berikut:

The Bank is exposed to a number of risks through its defined benefit pension plans. The most significant risks are as follows:

Volatilitas aset / *Asset volatility*

Liabilitas program dihitung menggunakan tingkat diskonto yang merujuk kepada tingkat imbal hasil obligasi pemerintah. Jika imbal hasil aset program lebih rendah, maka akan menghasilkan defisit program.

The plan liabilities are calculated using a discount rate set with reference to government bond yields. If plan assets underperform this yield, then this will create a deficit.

Perubahan imbal hasil obligasi / *Changes in bond yields*

Kenaikan pada liabilitas program disebabkan oleh penurunan imbal hasil obligasi pemerintah, walaupun hal ini akan saling hapus dengan pilihan jenis investasi Bank.

An increase in plan liabilities is caused by the decrease in government bond yields, although this will be partially offset by the Bank's investment choices.

26. LIABILITAS IMBALAN KERJA KARYAWAN (lanjutan)

Imbalan pascakerja (lanjutan)

Bank terekspos dengan beberapa risiko melalui program imbalan pasti. Risiko yang paling signifikan adalah sebagai berikut: (lanjutan)

Perubahan imbal hasil obligasi (lanjutan)

Hasil yang diharapkan dari aset program ditentukan dengan mempertimbangkan imbal hasil yang diharapkan atas aset dengan mengacu pada kebijakan investasi. Hasil investasi bunga tetap didasarkan pada hasil pengembalian bruto pada tanggal pelaporan.

Nilai kini liabilitas imbalan pascakerja, nilai wajar aset program, defisit/surplus pada program dan penyesuaian pada liabilitas program dan aset program Bank untuk 5 tahun terakhir adalah sebagai berikut:

***26. EMPLOYEE BENEFITS LIABILITIES** (continued)*

Post-employment benefits (continued)

The Bank is exposed to a number of risks through its defined benefit pension plans. The most significant risks are as follows: (continued)

Changes in bond yields (continued)

The expected return on plan assets is determined by considering the expected returns available on the assets underlying the current investment policy. Expected yields on fixed interest investments are based on gross redemption yields as of the reporting date.

The Bank's present value of post-employment benefits liabilities, fair value of plan assets, deficit/surplus of program and adjustment on plan liabilities and plan assets for the last 5 years were as follows:

	31 Desember/*December*					
	2025	**2024**	**2023**	**2022**	**2021**	
Nilai kini liabilitas imbalan manfaat pasti	807,649	718,722	732,177	674,325	671,934	*Present value of defined benefits liabilities*
Nilai wajar aset program	(715,544)	(735,869)	(634,515)	(657,834)	(657,951)	*Fair value of plan assets*
Dampak batas atas aset	-	-	-	-	-	*The effect of the asset ceiling*
Defisit (surplus)	92,105	(17,147)	97,662	16,491	13,983	*Deficit (surplus)*
Penyesuaian pada liabilitas program	84,467	(38,044)	59,459	8,856	(2,829)	*Adjustments on plan liabilities*
Penyesuaian pada aset program	(29,514)	21,363	32,115	34,244	22,272	*Adjustments on plan assets*

Manajemen berkeyakinan bahwa estimasi liabilitas atas imbalan pascakerja pada tanggal 31 Desember 2025 dan 2024 telah memenuhi persyaratan minimum UUCK.

Management believes that the estimated post-employment benefit liabilities as of 31 December 2025 and 2024 have fulfilled the minimum requirements of UUCK.

Durasi rata-rata tertimbang dari liabilitas program pensiun imbalan pasti Bank pada tanggal 31 Desember 2025 dan 2024 masing-masing adalah 6,40 tahun dan 6,32 tahun.

The Bank's weighted average duration of the defined benefit pension obligation as of 31 December 2025 and 2024 was 6.40 years and 6.32 years, respectively.

Analisis jatuh tempo yang diharapkan dari manfaat pensiun yang tidak didiskontokan Bank adalah sebagai berikut:

The Bank's expected maturity analysis of undiscounted pension benefits are as follows:

	31 Desember/ *December*		
	2024	**2024**	
Hingga 1 tahun	111,742	82,501	*Up to 1 year*
Lebih dari 1 - 2 tahun	94,370	101,567	*More than 1 - 2 years*
Lebih dari 2 - 5 tahun	276,681	273,204	*More than 2 - 5 years*
Lebih dari 5 tahun	2,722,434	2,690,632	*More than 5 years*

26. LIABILITAS IMBALAN KERJA KARYAWAN (lanjutan)

26. *EMPLOYEE BENEFITS LIABILITIES* *(continued)*

Imbalan pascakerja (lanjutan)

Post-employment benefits (continued)

Sensitivitas liabilitas imbalan pascakerja untuk perubahan asumsi aktuarial utama Bank adalah sebagai berikut:

The Bank's sensitivity of the post-employment benefits liabilities to changes in the key actuarial assumptions was as follows:

		2025		
	Perubahan asumsi/ *Change in assumption*	**Kenaikan (penurunan) nilai kini kewajiban imbalan kerja/ *Increase (decrease) in present value of benefit obligation***	**Kenaikan (penurunan) beban jasa kini/ *Increase (decrease) in current service cost***	
Tingkat diskonto	Kenaikan/*Increase* 1%	(48,639)	(6,615)	
	Penurunan/*Decrease* 1%	54,367	7,495	*Discount rate*
Tingkat kenaikan gaji	Kenaikan/*Increase* 1%	59,070	9,089	
	Penurunan/*Decrease* 1%	(53,646)	(8,112)	*Salary increase rate*

		2024		
	Perubahan asumsi/ *Change in assumption*	**Kenaikan (penurunan) nilai kini kewajiban imbalan kerja/ *Increase (decrease) in present value of benefit obligation***	**Kenaikan (penurunan) beban jasa kini/ *Increase (decrease) in current service cost***	
Tingkat diskonto	Kenaikan/*Increase* 1%	(42,690)	(6,022)	
	Penurunan/*Decrease* 1%	47,660	7,160	*Discount rate*
Tingkat kenaikan gaji	Kenaikan/*Increase* 1%	42,733	8,548	
	Penurunan/*Decrease* 1%	(57,651)	(7,355)	*Salary increase rate*

Analisis sensitivitas didasarkan pada perubahan atas satu asumsi aktuarial dimana asumsi lainnya dianggap konstan. Dalam prakteknya, hal ini jarang terjadi dan perubahan beberapa asumsi mungkin saling berkorelasi. Dalam perhitungan sensitivitas kewajiban imbalan pascakerja atas asumsi aktuarial utama, metode yang sama (perhitungan nilai kini kewajiban imbalan pasti dengan menggunakan metode *projected unit credit* di akhir periode pelaporan) telah diterapkan seperti dalam penghitungan liabilitas imbalan pascakerja.

The sensitivity analysis is based on a change in an assumption while holding all other assumptions constant. In practice, this is unlikely to occur and changes in some of the assumptions may be correlated. When calculating the sensitivity of the post-employment benefits liabilities to significant actuarial assumptions, the same method (present value of the defined benefits liabilities calculated with the projected unit credit method at the end of the reporting period) has been applied as when calculating the post-employment benefits liabilities.

Pada 31 Desember 2025 dan 2024, imbalan pascakerja untuk karyawan dengan Perjanjian Kerja Waktu Tertentu (PKWT) Entitas Anak (BTPNS) dihitung secara internal dengan metode *historical stay rate* masing-masing sebesar Rp 28.516 dan Rp 22.685.

As of 31 December 2025 and 2024, post-employment benefits for the Subsidiary (BTPNS)'s employees with Fixed Time Employment Agreements (PKWT) are calculated internally using the historical stay rate method amounted to Rp 28,516 and Rp 22,685, respectively.

Imbalan kerja jangka panjang lainnya

Other long term employee benefits

Grup juga memberikan manfaat cuti panjang kepada karyawannya.

The Group also provides its employees with long leave benefit.

26. LIABILITAS IMBALAN KERJA KARYAWAN (lanjutan)

26. *EMPLOYEE BENEFITS LIABILITIES (continued)*

Imbalan kerja jangka panjang lainnya (lanjutan)

Other long term employee benefits (continued)

Perubahan liabilitas yang timbul dari imbalan kerja jangka panjang lainnya adalah sebagai berikut:

The movement in the Bank's liabilities arising from other long-term employee benefits was as follows:

	Tahun berakhir 31 Desember/ *Year ended 31 December*		
	2025	**2024**	
Perubahan nilai kini liabilitas imbalan manfaat pasti - Bank:			***Movement in present value of defined benefits liabilities - Bank:***
Nilai kini liabilitas imbalan manfaat pasti, awal tahun	32,669	30,423	*Present value of defined liabilities, beginning of the year*
Termasuk dalam laba rugi			***Included in profit or loss***
Beban jasa kini	5,814	5,515	*Current service cost*
Beban bunga	1,986	1,767	*Interest expense*
Pengukuran kembali:			*Remeasurement:*
- Penyesuaian asumsi keuangan	1,734	(1,032)	*Changes in financial assumptions -*
- Penyesuaian pengalaman	1,522	464	*Experience adjustment -*
Lain-lain			***Others***
Imbalan yang dibayarkan dari pemberi kerja selama tahun berjalan	(11,464)	(4,468)	*Benefits paid by the employer during year*
Nilai kini liabilitas imbalan manfaat pasti, akhir tahun - Bank	**32,261**	**32,669**	***Present value of net defined benefits liabilities, end of year - Bank***
Nilai kini liabilitas imbalan manfaat pasti, akhir tahun – Entitas Anak	15,425	13,652	*Present value of net defined benefits liabilities, end of year - Subsidiaries*
Nilai kini liabilitas imbalan manfaat pasti, akhir tahun	**47,686**	**46,321**	***Present value of net defined benefits liabilities, end of year***

Jumlah yang diakui di laba rugi:

The amounts recognised in profit/loss are as follows:

	Tahun berakhir 31 Desember/ *Year ended 31 December*		
	2025	**2024**	
Bank			***Bank***
Biaya jasa kini	5,814	5,515	*Current service cost*
Biaya bunga	1,986	1,767	*Net interest*
Pengukuran kembali manfaat jangka panjang	3,256	(568)	*Remeasurement of long term employee benefit*
	11,056	**6,714**	
Entitas Anak	3,676	2,131	*Subsidiaries*
Jumlah, disajikan sebagai bagian dari beban tenaga kerja	**14,732**	**8,845**	***Total, included in personnel expenses***

Analisis jatuh tempo yang diharapkan dari imbalan jangka panjang lainnya tidak didiskontokan Bank adalah sebagai berikut:

The Bank's expected maturity analysis of undiscounted other long-term employee benefits was as follows:

	31 Desember/ *December*		
	2025	**2024**	
Hingga 1 tahun	4,904	8,583	*Up to 1 year*
Lebih dari 1 - 2 tahun	6,497	4,592	*More than 1 - 2 years*
Lebih dari 2 - 5 tahun	13,419	15,584	*More than 2 - 5 years*
Lebih dari 5 tahun	27,024	25,311	*More than 5 years*

26. LIABILITAS IMBALAN KERJA KARYAWAN (lanjutan)

26. *EMPLOYEE BENEFITS LIABILITIES (continued)*

Imbalan kerja jangka panjang lainnya (lanjutan)

Other long term employee benefits (continued)

Sensitivitas dari kewajiban imbalan jangka panjang lainnya terhadap perubahan asumsi aktuaria utama Bank adalah sebagai berikut:

The Bank's sensitivity of the other long term employee benefit obligation to changes in the principal actuarial assumptions was as follows:

	2025			
	Perubahan asumsi/ *Change in assumption*	**Kenaikan (penurunan) nilai kini kewajiban imbalan kerja/ *increase (decrease) in present value of benefit obligation***	**Kenaikan (penurunan) beban jasa kini/ *Increase (decrease) in current service cost***	
Tingkat diskonto	Kenaikan/Increase 1%	(1,402)	(217)	
	Penurunan/*Decrease 1*%	1,536	239	*Discount rate*
Tingkat kenaikan gaji	Kenaikan/Increase 1%	1,593	303	
	Penurunan/*Decrease 1*%	(1,480)	(280)	*Salary increase rate*

	2024			
	Perubahan asumsi/ *Change in assumption*	**Kenaikan (penurunan) nilai kini kewajiban imbalan kerja/ *increase (decrease) in present value of benefit obligation***	**Kenaikan (penurunan) beban jasa kini/ *Increase (decrease) in current service cost***	
Tingkat diskonto	Kenaikan/Increase 1%	(1,223)	(191)	
	Penurunan/*Decrease 1*%	1,335	229	*Discount rate*
Tingkat kenaikan gaji	Kenaikan/Increase 1%	1,770	291	
	Penurunan/*Decrease 1*%	(999)	(251)	*Salary increase rate*

27. LIABILITAS LAIN-LAIN

27. *OTHER LIABILITIES*

	31 Desember/*December*		
	2025	**2024**	
Utang kepada pihak ketiga	294,930	298,397	*Payable to third parties*
Beban *Standby Letter of Credit* yang masih harus dibayarkan	111,277	169,166	*Accrued Standby Letter of Credit fee*
Transaksi ATM, transfer dan tagihan *merchant*	75,189	93,803	*ATM transaction, transfer and merchant bills*
Transaksi kartu kredit	74,991	45,995	*Credit card transaction*
Pendapatan ditangguhkan	70,411	71,491	*Unearned income*
Insentif kepada nasabah	58,909	34,202	*Incentive to customer*
Setoran konsumen	52,964	39,641	*Customer deposit*
Utang premi asuransi lainnya	41,178	41,104	*Other insurance premium payable*
Utang premi asuransi kredit	26,992	57,765	*Loan insurance premium payable*
Cadangan kerugian penurunan nilai - komitmen	20,956	43,266	*Allowance for impairment losses - commitment*
Komisi asuransi diterima dimuka	8,107	26,276	*Up-front insurance commission*
Lainnya	191,949	260,152	*Others*
	1,027,853	1,181,258	

27. LIABILITAS LAIN-LAIN (lanjutan)

Utang kepada pihak ketiga sebagian besar merupakan utang operasional kepada mitra bisnis Bank dan Entitas Anak dalam menjalankan kegiatan operasional.

Beban *standby letter of credit* yang masih harus dibayarkan merupakan beban yang masih harus dibayar atas *standby letter of credit* terkait dengan pinjaman yang diberikan.

Transaksi ATM, transfer dan tagihan *merchant* merupakan hutang atas transaksi ATM dan transfer antar bank yang akan diselesaikan pada hari kerja berikutnya, serta transaksi dengan *merchant* melalui gerbang pembayaran.

Pendapatan ditangguhkan terdiri atas pendapatan dari pembelian wesel ekspor yang ditangguhkan.

Utang premi asuransi lainnya merupakan premi terutang atas asuransi karyawan Grup.

Utang premi asuransi kredit terdiri dari pembayaran premi asuransi yang telah diterima dari debitur namun belum dibayarkan kepada perusahaan asuransi.

Komisi asuransi diterima dimuka merupakan komisi yang diterima dari Allianz atas penjualan produk-produk asuransi kepada nasabah Bank melalui seluruh saluran distribusi Bank.

Lainnya terutama terdiri dari akun tampungan sementara atas penerimaan pembayaran dimuka dari debitur, yang akan didebitkan pada waktu penyelesaian kewajiban kontrak dengan debitur di masa mendatang.

***27. OTHER LIABILITIES** (continued)*

Payables to third parties mainly represent operational payable to the business partner of the Bank and Subsidiaries in carrying out operational activities.

Accrued standby letter of credit fees are expense for standby letter of credit related to loans that has not been paid.

ATM transaction, transfer and merchant bills consist of payables from Bank ATM transaction and transfer to other banks that will be settled on the next working day and transactions with merchants via payment gateway.

Unearned income consists of deferred income from export bills purchase.

Other insurance premium payables are employees insurance premium payables of the Group.

Loan insurance premium payable consists of insurance premium payment from debtors but not yet paid to the insurance companies.

Up-front insurance commission represents commission received from Allianz for the sales of insurance products to the Bank's customers through all Bank's distribution channels.

Others mainly consist of temporary account for upfront funds received from debtors, which will be debited upon future contract settlement period.

28. DANA SYIRKAH TEMPORER

Grup menyajikan dana syirkah temporer sehubungan dengan kepemilikan Bank atas Entitas Anak yang bergerak di bidang perbankan syariah.

28. TEMPORARY SYIRKAH FUNDS

The Group presented temporary syirkah funds in relation to the Bank's ownership in the Subsidiary which engages in sharia banking industry.

	31 Desember/*December* 2025	31 Desember/*December* 2024	
Simpanan nasabah:			*Deposits from customer:*
Tabungan mudharabah	886,635	976,622	*Mudharabah saving deposits*
Deposito mudharabah	9,043,116	8,622,730	*Mudharabah time deposits*
	9,929,751	9,599,352	

a. Tabungan mudharabah

a. Mudharabah savings deposits

Berdasarkan hubungan dengan pihak lawan:

By relationship with counterparties:

	31 Desember/*December* 2025	31 Desember/*December* 2024	
Pihak ketiga	881,717	972,327	*Third parties*
Pihak berelasi	4,918	4,295	*Related parties*
	886,635	976,622	

Berdasarkan jenis produk:

By product type:

	31 Desember/*December* 2025	31 Desember/*December* 2024	
Tepat Tabungan Platinum Bisnis	438,454	553,060	*Tepat Tabungan Platinum Bisnis*
Tepat Tabungan Platinum	395,297	410,084	*Tepat Tabungan Platinum*
Tepat Tabungan Platinum Reward	35,380	-	*Tepat Tabungan Platinum Reward*
Tepat Tabungan *Payroll*	12,742	8,528	*Tepat Tabungan Payroll*
Tepat Tabungan Rencana	4,762	4,950	*Tepat Tabungan Rencana*
	886,635	976,622	

Kisaran tingkat bagi hasil untuk tabungan mudharabah untuk tahun-tahun yang berakhir pada tanggal 31 Desember 2025 dan 2024 adalah sebagai berikut:

The range of profit sharing rate for mudharabah savings deposits for the years ended 31 December 2025 and 2024 were as follows:

	31 Desember/*December* 2025	
Tingkat bagi hasil (%)	0.76% - 4.00%	*Profit sharing rate (%)*

	31 Desember/*December* 2024	
Tingkat bagi hasil (%)	1.00% - 4.00%	*Profit sharing rate (%)*

Pada tanggal 31 Desember 2025, tidak ada tabungan mudharabah yang diblokir dan dijadikan sebagai jaminan atas pembiayaan. Pada tanggal 31 Desember 2024, terdapat tabungan mudharabah yang diblokir dan dijadikan sebagai jaminan atas pembiayaan sebesar Rp 2.750.

As of 31 December 2025, there were no mudharabah saving deposits which were blocked and used as collateral for financing. As of 31 December 2024, there were mudharabah saving deposits which were blocked and used as collateral for financing amounted to Rp 2,750.

28. DANA SYIRKAH TEMPORER (lanjutan) / *28. TEMPORARY SYIRKAH FUNDS (continued)*

b. Deposito mudharabah / *b. Mudharabah time deposits*

	31 Desember/*December* 2025	31 Desember/*December* 2024	
Pihak ketiga	9,015,221	8,593,793	*Third parties*
Pihak berelasi	27,895	28,937	*Related parties*
	9,043,116	8,622,730	

Berdasarkan jangka waktu / ***By time period***

	31 Desember/*December* 2025	31 Desember/*December* 2024	
Bukan Bank			*Non-Bank*
Lebih dari 1 - 3 bulan	8,869,755	8,362,894	*More than 1 - 3 months*
Lebih dari 3 - 6 bulan	160,384	216,247	*More than 3 - 6 months*
Lebih dari 9 - 12 bulan	12,934	43,566	*More than 9 - 12 months*
Lebih dari 12 bulan	43	23	*More than 12 months*
	9,043,116	8,622,730	

Berdasarkan sisa umur sampai jatuh tempo / ***By remaining period to maturity date***

	31 Desember/*December* 2025	31 Desember/*December* 2024	
Bukan Bank			*Non-Bank*
Hingga 1 bulan	7,535,356	7,325,763	*Up to 1 month*
Lebih dari 1 - 3 bulan	1,398,728	1,127,204	*More than 1 - 3 months*
Lebih dari 3 - 6 bulan	104,113	144,231	*More than 3 - 6 months*
Lebih dari 6 - 9 bulan	1,191	18,498	*More than 6 - 9 months*
Lebih dari 9 - 12 bulan	3,709	7,011	*More than 9 - 12 months*
Lebih dari 12 bulan	19	23	*More than 12 months*
	9,043,116	8,622,730	

Kisaran tingkat bagi hasil untuk deposito mudharabah selama tahun-tahun berakhir 31 Desember 2025 dan 2024 adalah sebagai berikut:

The range of profit sharing rate for mudharabah time deposits during the years ended 31 December 2025 and 2024 were as follows:

	31 Desember/*December* 2025	
Tingkat bagi hasil (%)	2.22% - 6.03%	*Profit sharing rate (%)*

	31 Desember/*December* 2024	
Tingkat bagi hasil (%)	2.76% - 6.51%	*Profit sharing rate (%)*

Pada tanggal 31 Desember 2025, tidak terdapat deposito mudharabah yang diblokir dan dijadikan sebagai jaminan atas pembiayaan (31 Desember 2024: Rp 16.250).

As of 31 December 2025, there were no mudharabah time deposits which were blocked and used as collateral for financing (31 December 2024: Rp 16,250).

29. MODAL SAHAM / *29. SHARE CAPITAL*

Susunan pemegang saham Bank pada tanggal 31 Desember 2025 dan 2024 berdasarkan catatan yang dibuat oleh Biro Administrasi Efek adalah sebagai berikut:

Based on the share registrant record from Biro Administrasi Efek, the composition of the Bank's shareholders composition as of 31 December 2025 and 2024 was as follows:

Pemegang saham	31 Desember/*December* 2025 Lembar saham/ *Number of shares*	Persentase/ *Percentage*	Jumlah/*Total*	*Shareholder*
Sumitomo Mitsui Banking Corporation	9,692,826,975	91.047%	193,857	*Sumitomo Mitsui Banking Corporation*
PT Bank Central Asia Tbk	109,742,058	1.031%	2,195	*PT Bank Central Asia Tbk*
PT Bank Negara Indonesia (Persero) Tbk	12,007,137	0.113%	240	*PT Bank Negara Indonesia (Persero) Tbk*
Direksi				*The Board of Directors*
Merisa Darwis	225,358	0.002%	5	*Merisa Darwis*
Henoch Munandar	176,756	0.002%	4	*Henoch Munandar*
Hanna Tantani	151,154	0.001%	3	*Hanna Tantani*
Dini Herdini	121,572	0.001%	2	*Dini Herdini*
Atsushi Hino	3,000	0.000%	0	*Atsushi Hino*
Publik	830,691,738	7.803%	16,613	*Public*
	10,645,945,748	100.000%	212,919	

Pemegang saham	31 Desember/*December* 2024 Lembar saham/ *Number of shares*	Persentase/ *Percentage*	Jumlah/*Total*	*Shareholder*
Sumitomo Mitsui Banking Corporation	9,692,826,975	91.047%	193,857	*Sumitomo Mitsui Banking Corporation*
PT Bank Central Asia Tbk	109,742,058	1.031%	2,195	*PT Bank Central Asia Tbk*
PT Bank Negara Indonesia (Persero) Tbk	12,007,137	0.113%	240	*PT Bank Negara Indonesia (Persero) Tbk*
Direksi				*The Board of Directors*
Merisa Darwis	223,858	0.002%	4	*Merisa Darwis*
Henoch Munandar	175,256	0.002%	3	*Henoch Munandar*
Hanna Tantani	149,654	0.001%	3	*Hanna Tantani*
Dini Herdini	120,072	0.001%	2	*Dini Herdini*
Darmadi Sutanto	90,620	0.001%	2	*Darmadi Sutanto*
Kaoru Furuya	4,500	0.000%	0	*Kaoru Furuya*
Atsushi Hino	1,500	0.000%	0	*Atsushi Hino*
Keishi Kobata	1,500	0.000%	0	*Keishi Kobata*
Dewan Komisaris				*The Board of Commissioners*
Ongki Wanadjati Dana*	860,804	0.008%	17	*Ongki Wanadjati Dana**
Publik	829,741,814	7.794%	16,596	*Public*
	10,645,945,748	100.000%	212,919	

*Kepemilikan saham berasal dari program *Material Risk Taker* saat yang bersangkutan menjabat sebagai anggota Direksi Bank

**Share ownership comes from the Material Risk Taker program when he served as a member of the Board of Directors of the Bank.*

Pemegang saham publik terdiri dari pemegang saham yang memiliki kurang dari 5% jumlah saham beredar. Seluruh saham yang beredar adalah saham biasa.

Public shareholders consist of shareholders whose ownership are less than 5% of outstanding shares. All the outstanding shares are ordinary shares.

29. MODAL SAHAM (lanjutan)

Perubahan komposisi kepemilikan saham

Pada tanggal 20 Maret 2024, Bank telah menyelesaikan proses Penambahan Modal dengan Memberikan Hak Memesan Efek Terlebih Dahulu II (*Right Issue II)* yang menyebabkan perubahan Modal disetor Bank menjadi Rp 212.919 atau 10.645.945.748 saham (nilai penuh). Bank telah mengungkapkan rencana penggunaan dana *Rights Issue II* tersebut adalah untuk melakukan ekspansi dan investasi usaha melalui pengambilalihan perusahaan-perusahaan yang bergerak di kegiatan usaha pembiayaan yaitu PT Oto Multiartha dan PT Summit Oto Finance, dari SMBC dan PT Summit Auto Group (anak perusahaan dari Sumitomo Corporation).

Dalam rangka pemenuhan Peraturan Bursa Efek Indonesia mengenai kepemilikan saham oleh pemegang saham bukan pengendali dan bukan pemegang saham utama sebesar minimum 7,5% dari jumlah saham yang diterbitkan oleh Bank (Saham *Free Float*), Bank telah melakukan pengalihan *Treasury Stock* kepada publik dan kemudian menarik saham tersebut ke dalam Modal Ditempatkan Bank, dan dengan selain itu pengalihan saham yang dilakukan SMBC sebanyak 2 kali pada bulan Desember 2023 menjadi 7.332.311.297 saham atau sekitar 89,977% dan bulan Januari 2024 menjadi 7.132.311.297 saham atau sekitar 87,522%, serta dengan rampungnya proses *Right Issue* II Jumlah Saham *Free Float* Bank per akhir Desember 2025 adalah sebesar 7,884% sehingga ketentuan Saham *Free Float* ini telah terpenuhi.

***29. SHARE CAPITAL** (continued)*

Changes in share ownership composition

On 20 March 2024, Bank completed the Capital Increase process by Granting Pre-emptive Rights II (Right Issue II) which resulted in a change in the Bank's paid-up capital to Rp 212,919 or 10,645,945,748 shares (full amount). The Bank has disclosed its plan to use the proceed from the Rights Issue fund to expand and invest through the acquisition of financing business companies namely PT Oto Multiartha and PT Summit Oto Finance, from SMBC and PT Summit Auto Group (a subsidiary of Sumitomo Corporation).

In order to comply with the Indonesia Stock Exchange Regulation on the shares ownership by non controlling shareholders and non majority shareholders totalling at the minimum of 7.5% of total issued shares of the Bank (Free Float Shares), Bank has sold back the Treasury Stock to public and then withdraw the Treasury Stock to become the Bank's Issued Capital, and in addition there were twice shares transfer by SMBC in December 2023 to become 7,332,311,297 shares or around 89.977% and in January 2024 to become 7,132,311,297 shares or around 87.522%, also by the completion of the Rights Issue II process, the total of Bank's Free Float Shares as of the end of December 2025 are 7.884%, therefore this Free Float Shares requirement has been met.

30. PENGGUNAAN LABA BERSIH

Melalui RUPS tanggal 22 April 2025, para pemegang saham Bank menyetujui penggunaan laba bersih untuk tahun buku 2024 sesuai akta notaris No. 24 tanggal 22 April 2025 yang dibuat oleh Notaris Ashoya Ratam, S.H., Mkn dengan rincian sebagai berikut: (1) Bank akan membagikan dividen kepada para pemegang saham sejumlah 20% dari Laba Bersih atau kurang lebih sebesar Rp 562.597 atau kurang lebih sebesar Rp 52,8 per lembar saham (nilai penuh); (2) Bank tidak menyisihkan saldo laba yang sudah ditentukan penggunaannya, mengingat persyaratan minimum saldo laba yang sudah ditentukan penggunaannya sebagaimana diatur dalam UUPT, yaitu minimum 20% dari Modal Ditempatkan dan Disetor Penuh Bank telah terpenuhi; dan (3) sisa dari total laba bersih yang diperoleh Bank untuk tahun buku 2024 setelah dikurangi penyisihan Dana Dividen, akan dibukukan sebagai saldo laba yang belum ditentukan penggunaannya.

Pada tanggal 23 Mei 2025, pembayaran dividen tunai Bank didistribusikan kepada pemegang saham sesuai Daftar Pemegang Saham pada tanggal 5 Mei 2025 (tanggal pencatatan).

30. APPROPRIATION OF NET INCOME

In the GMS dated 22 April 2025, the shareholders of the Bank approved the appropriation of net income for the financial year of 2024 according to notarial deed No. 24 dated 22 April 2025 made by Notary Ashoya Ratam, S.H., Mkn as follows: (1) the Bank shall distribute dividend to the shareholders for 20% of Net Profit or more or less Rp 562,597 or estimated at Rp 52.8 per share (full amount); (2) the Bank not allocate any appropriated retained earnings, in regards to the minimum appropriated retained earnings as stipulated in the Article 70 of the Limited Liability Company Law, i.e. minimum 20% of the Issued and Fully Paid-Up Capital of the Bank has been complied; and (3) the remaining balance of the net income earned by the Bank in financial year of 2024 after being deducted with the allocation for Dividend shall be declared as unappropriated retained earnings.

On 23 May 2025, the Bank's cash dividends payments are distributed to the Shareholders based on Shareholders Registry as of 5 May 2025 (recording date).

30. PENGGUNAAN LABA BERSIH (lanjutan)

Melalui RUPS tanggal 21 Maret 2024, para pemegang saham menyetujui penggunaan laba bersih untuk tahun buku 2023 sesuai akta notaris No. 56 tanggal 21 Maret 2024 yang dibuat oleh Notaris Ashoya Ratam, S.H., Mkn sebagai berikut: (1) Bank akan membagikan dividen kepada para pemegang saham sejumlah 20% dari Laba Bersih atau kurang lebih sebesar Rp 471.667 atau kurang lebih sebesar Rp 44,3 per lembar saham (nilai penuh); (2) Bank membukukan saldo laba yang sudah ditentukan penggunaannya sebesar Rp10.357; dan (3) sisa dari total laba bersih yang diperoleh Bank untuk tahun buku 2023 setelah dikurangi penyisihan Dana Dividen dan saldo laba yang sudah ditentukan penggunaannya, akan dibukukan sebagai saldo laba yang belum ditentukan penggunaannya

Pada tanggal 19 April 2024, distribusi dividen tunai Bank dibayarkan kepada pemegang saham sesuai Daftar Pemegang Saham pada tanggal 3 April 2024 (tanggal pencatatan).

30. APPROPRIATION OF NET INCOME (continued)

In the GMS dated 21 March 2024, the shareholders approved the appropriation of net income for the financial year of 2023 according to the notarial deed No. 56 dated 21 March 2024 made by Notary Ashoya Ratam, S.H., Mkn as follows: (1) the Bank shall distribute dividend to the shareholders for 20% of Net Profit or more or less Rp 471,667 or estimated at Rp 44.3 per share (full amount); (2) the Bank booked appropriated retained earnings amounting to Rp 10,357; and (3) the remaining balance of the net income earned by the Bank in financial year of 2023 after being deducted with the allocation for Dividend and appropriated retained earnings shall be declared as unappropriated retained earnings.

On 19 April 2024, the Bank's cash dividends have been paid to Shareholders based on Shareholders Registry as of 3 April 2024 (recording date).

31. PENDAPATAN BUNGA DAN PENDAPATAN SYARIAH

31. INTEREST INCOME AND SHARIA INCOME

	Tahun berakhir 31 Desember/ *Years ended 31 December*		
	2025	**2024**	
Pendapatan bunga			***Interest income***
Pihak ketiga:			***Third parties:***
Pinjaman yang diberikan	11,871,591	12,290,673	*Loans*
Piutang pembiayaan	5,464,091	4,029,323	*Financing receivables*
Efek-efek	961,575	1,067,243	*Securities*
Giro dan penempatan pada Bank Indonesia	413,630	464,840	*Current accounts and placements with Bank Indonesia*
Giro dan penempatan pada bank-bank lain	59,806	73,935	*Current accounts and placements with other banks*
Efek-efek yang dibeli dengan janji dijual kembali (*reverse repo*)	50,925	2,532	*Securities purchased under resale agreements (reverse repo)*
	18,821,618	17,928,546	
Pihak berelasi:			***Related parties:***
Pinjaman yang diberikan	194,298	261,412	*Loans*
	19,015,916	18,189,958	
Pendapatan syariah			***Sharia income***
Pihak ketiga:			***Third parties:***
Pendapatan dari jual beli - marjin murabahah	4,559,651	4,816,480	*Income from sales and purchases - murabahah margin*
Pendapatan dari bagi hasil - pembiayaan musyarakah	34,564	13,330	*Revenue from profit sharing - musyarakah financing*
Pendapatan usaha utama lainnya	625,029	568,567	*Other main operating income*
	5,219,244	5,398,377	
	24,235,160	23,588,335	

31. PENDAPATAN BUNGA DAN PENDAPATAN SYARIAH (lanjutan)

Pendapatan usaha utama lainnya dari pendapatan syariah merupakan pendapatan dari investasi pada surat berharga, SBIS, FASBIS, SIMA dan penempatan pada deposito.

31. INTEREST INCOME AND SHARIA INCOME (continued)

Other main operating income from sharia income are income from investment in marketable securities, SBIS, FASBIS, SIMA and placement in deposits .

32. BEBAN BUNGA DAN HAK PIHAK KETIGA ATAS BAGI HASIL DANA SYIRKAH TEMPORER

32. INTEREST EXPENSE AND THIRD PARTIES' SHARES ON RETURN OF TEMPORARY SYIRKAH FUNDS

	Tahun berakhir 31 Desember/ *Years ended 31 December*		
	2025	**2024**	
Beban bunga			***Interest expenses***
Pihak ketiga:			***Third parties:***
Simpanan nasabah			*Customer deposits*
Deposito berjangka	2,364,987	2,454,894	*Time deposits*
Deposito *on call*	910,000	844,164	*Deposits on call*
Giro	440,452	485,846	*Current accounts*
Tabungan	594,950	349,714	*Saving deposits*
	4,310,389	4,134,618	
Pinjaman yang diterima	1,863,739	1,730,926	*Borrowings*
Simpanan dari bank-bank lain	55,817	35,825	*Deposits from other banks*
Utang obligasi	353,771	74,585	*Bonds payables*
Liabilitas sewa	15,456	18,234	*Lease liabilities*
Efek-efek yang dijual dengan janji dibeli kembali	2,711	9	*Repo*
	6,601,883	5,994,197	
Pihak berelasi:			***Related parties:***
Simpanan nasabah			*Customer deposits*
Deposito berjangka	4,541	7,533	*Time deposits*
Deposito *on call*	373	3,260	*Deposits on call*
Tabungan	101	377	*Saving deposits*
Giro	440	32	*Current accounts*
	5,455	11,202	
Pinjaman yang diterima	917,874	1,572,941	*Borrowings*
Pinjaman subordinasi	118,528	214,131	*Subordinated loans*
Simpanan dari bank-bank lain	190,533	83,478	*Deposits from other banks*
	1,232,390	1,881,752	
	7,834,273	7,875,949	
Beban syariah			***Sharia expenses***
Hak pihak ketiga atas bagi hasil dana syirkah temporer			*Third parties' shares on return of temporary syirkah funds*
Pihak ketiga	487,357	502,226	*Third parties*
Pihak berelasi	1,627	1,878	*Related parties*
	488,984	504,104	
	8,323,257	8,380,053	

33. PENDAPATAN PROVISI DAN KOMISI / *33. FEE AND COMMISSION INCOME*

	Tahun berakhir 31 Desember/ *Years ended 31 December*		
	2025	**2024**	
Pendapatan administrasi piutang pembiayaan	476,006	338,598	*Financing receivables administration income*
Pendapatan dari komisi *bancassurance,* asuransi dan produk investasi	408,990	369,361	*Bancassurance, insurance and investment product commission income*
Pendapatan jasa transfer	340,720	358,132	*Transfer fees income*
Pendapatan komisi atas pinjaman yang diberikan	256,498	273,161	*Loan commission income*
Denda pelunasan dipercepat dan keterlambatan	247,169	194,989	*Early termination penalty and late penalty income*
Pendapatan komisi atas dana pihak ketiga	150,039	169,369	*Third party fund commission income*
Insentif dari kerja sama dengan pihak ketiga	125,916	118,032	*Incentive from cooperation with third parties*
Komisi akseptasi	58,987	54,689	*Acceptance commissions*
Pendapatan komisi lainnya	16,869	20,965	*Other commission income*
	2,081,194	1,897,296	

Pendapatan dari komisi *bancassurance*, asuransi dan produk investasi adalah pendapatan atas komisi yang diterima oleh Grup berdasarkan perjanjian yang telah disepakati dengan perusahaan asuransi dan asuransi jaminan.

Bancassurance, insurance and investment product commission income are income from commission received by the Grup based on agreements with insurance companies and insurance of collateral.

Pendapatan komisi atas pinjaman yang diberikan dan dana pihak ketiga adalah pendapatan administrasi yang diperoleh dari pinjaman yang diberikan oleh bank dan dana pihak ketiga.

Loan and third party fund commission income are administration income received from bank's loans and third party fund.

Pendapatan komisi lainnya adalah imbalan atas jasa penanganan dokumen, seperti konfirmasi audit dan jasa pengiriman kurir.

Other commission income are fee income from documents handling, such as audit confirmation and courier services.

34. BEBAN PROVISI DAN KOMISI / *34. FEE AND COMMISSION EXPENSE*

	Tahun berakhir 31 Desember/ *Years ended 31 December*		
	2025	**2024**	
Beban jasa transfer	287,219	330,685	*Transfer fees expense*
Beban *reward* transaksi	176,358	213,872	*Transaction reward expense*
Beban akuisisi kredit	54,536	68,036	*Credit acquisition expense*
Beban pemasaran	38,171	9,515	*Marketing expenses*
Beban komisi transaksi tresuri	31,160	43,433	*Treasury transaction commission expense*
Beban administrasi dan komisi lainnya	1,688	2,101	*Other administration and commission expense*
	589,132	667,642	

Beban jasa transfer adalah beban atas jasa transfer antar bank yang dilakukan oleh nasabah dan ditanggung oleh Bank.

Transfer fee expense is interbank transfer service carried out by customers and borne by the Bank.

Beban *reward* transaksi adalah beban atas pencadangan *reward point* yang nasabah dapatkan sehubungan dengan transaksi kartu kredit, promosi, dan aktivitas transaksi perbankan lainnya.

Transaction reward expense is an expense for the provision of reward points that customers receive in connection with credit card transactions, promotions, and other banking transaction activities.

35. PENDAPATAN OPERASIONAL LAINNYA / *35. OTHER OPERATING INCOME*

	Tahun berakhir 31 Desember/ *Years ended 31 December*		
	2025	**2024**	
Pendapatan dari penerimaan kembali kredit yang dihapusbukukan	245,273	235,207	*Income from recovery of written-off loans*
Pendapatan transaksi perdagangan efek-efek - bersih	163,969	68,828	*Securities trading income - net*
Pendapatan sewa operasional	58,187	75,335	*Operating lease income*
Penerimaan kembali dari kerugian operasional	6,889	8,740	*Operational loss recovery*
Lain-lain	122,469	60,623	*Others*
	596,787	448,733	

Lain-lain termasuk jasa *cash handling* dan jasa *payment point*.

Others consist of cash handling services and payment point service.

36. BEBAN KEPEGAWAIAN / *36. PERSONNEL EXPENSES*

	Tahun berakhir 31 Desember/ *Years ended 31 December*		
	2025	**2024**	
Gaji, upah, bonus dan tantiem	3,277,925	2,904,146	*Salaries, wages, bonus and tantiem*
Tunjangan hari raya	557,324	478,859	*Holiday allowances*
Tunjangan pajak	376,862	310,731	*Tax allowances*
Tunjangan kesehatan	297,377	260,718	*Medical benefits*
Tunjangan representasi	208,481	178,068	*Representation allowance*
Imbalan pascakerja	183,077	181,151	*Post-employment benefits*
Pendidikan dan latihan	145,528	129,850	*Training and education*
Jamsostek	144,239	128,267	*Jamsostek*
Tunjangan program kepemilikan kendaraan	130,366	96,807	*Car ownership program allowance*
Tunjangan telepon	40,465	41,001	*Telephone allowance*
Tunjangan perumahan	21,728	21,477	*Housing allowance*
Imbalan kerja jangka panjang lainnya	14,732	8,845	*Other long term employee benefits*
Lain-lain	125,441	110,331	*Others*
	5,523,545	4,850,251	

Termasuk dalam beban kepegawaian adalah gaji dan kompensasi lainnya yang dibayarkan kepada Direksi, Dewan Komisaris dan Komite Audit.

Included under personnel expenses are salaries and other compensations paid to the Board of Directors, Board of Commissioners and Audit Committee.

Lain-lain terdiri dari tunjangan *marketing,* akomodasi karyawan dan lainnya.

Others consist of marketing allowances, employees accomodation and others.

37. BEBAN UMUM DAN ADMINISTRASI / *37. GENERAL AND ADMINISTRATIVE EXPENSES*

	Tahun berakhir 31 Desember/ *Years ended 31 December*		
	2025	2024	
Jasa dari pihak ketiga dan perlengkapan kantor	1,465,471	1,577,183	*Services from third parties and office supplies*
Amortisasi piranti lunak (Catatan 17)	487,342	423,940	*Amortization of software (Note 17)*
Beban asuransi	449,660	471,390	*Insurance expense*
Penyusutan aset tetap (Catatan 16)	287,259	289,606	*Depreciation of fixed assets (Note 16)*
Jasa profesional	284,910	269,222	*Professional fees*
Pemeliharaan dan perbaikan	216,063	161,268	*Repairs and maintenance*
Promosi dan iklan	211,643	287,932	*Promotion and advertising*
Penyusutan aset hak guna (Catatan 16)	191,997	197,217	*Depreciation of right-of-use assets (Note 16)*
Sewa	153,473	138,178	*Rent*
Lain-lain	139,531	135,346	*Others*
	3,887,349	3,951,282	

38. PEMBENTUKAN CADANGAN KERUGIAN PENURUNAN NILAI / *38. ALLOWANCE FOR IMPAIRMENT LOSSES*

	Tahun berakhir 31 Desember/ *Years ended 31 December*		
	2025	2024	
Piutang pembiayaan (Catatan 13)	5,167,578	1,425,850	*Financing receivables (Note 13)*
Pinjaman yang diberikan dan pembiayaan/ piutang syariah (Catatan 12g)*	2,940,846	2,450,103	*Loans and sharia financing/ receivables (Note 12g)**
Giro pada bank-bank lain (Catatan 6)	40	(124)	*Current accounts with other banks (Note 6)*
Efek-efek (Catatan 8h)	(555)	(186)	*Securities (Note 8h)*
Penempatan pada Bank Indonesia dan bank-bank lain (Catatan 7g)	(513)	582	*Placements with Bank Indonesia and other banks (Note 7g)*
Tagihan akseptasi (Catatan 11d)	(16,142)	7,252	*Acceptance receivables (Note 11d)*
Aset lain-lain (Catatan 18)	(22,228)	23,895	*Other assets (Note 18)*
Komitmen pinjaman yang diberikan	(22,482)	(10,232)	*Loan commitments issued*
	8,046,544	3,897,140	

* Termasuk efek dari kerugian modifikasi awal sebesar Rp 219.074

** Included initial modification loss effect amounted Rp 219,074*

39. BEBAN OPERASIONAL LAINNYA / *39. OTHER OPERATING EXPENSES*

	Tahun berakhir 31 Desember/ *Years ended 31 December*		
	2025	2024	
Kerugian penyelesaian agunan	449,211	413,098	*Loss on collateral settlements*
Iuran tahunan OJK	122,104	106,366	*OJK annual fee*
Beban pengembangan komunitas	16,559	46,907	*Community development expenses*
Kerugian terkait risiko operasional	8,451	19,185	*Loss from operational risk*
Rekrutmen	5,297	4,605	*Recruitment*
Lain-lain	56,044	36,509	*Others*
	657,666	626,670	

Lain-lain termasuk beban jamuan, beban keanggotaan dan beban penyelesaian kredit.

Others consist of entertainment expenses, membership fees and credit settlement charges.

40. INFORMASI MENGENAI PIHAK BERELASI

Dalam kegiatan usahanya, Grup melakukan transaksi dengan pihak-pihak berelasi, terutama meliputi transaksi-transaksi keuangan.

Di bawah ini adalah ikhtisar pihak-pihak berelasi yang bertransaksi dengan Grup, termasuk sifat hubungan dan sifat transaksinya:

40. RELATED PARTY INFORMATION

In the normal course of business, the Group engages in transactions with related parties, primarily consisting of financial transactions.

The following is a summary of related parties who have transactions with the Group, including the nature of the relationships and transactions:

Pihak berelasi/ ***Related parties***	**Sifat hubungan/** ***Nature of relationships***	**Sifat transaksi/** ***Nature of transactions***
Sumitomo Mitsui Banking Corporation	Pemegang saham pengendali/ *Controlling shareholders*	Giro pada bank lain; simpanan dari bank lain; liabilitas akseptasi; pinjaman yang diterima; pinjaman subordinasi; transaksi derivatif; efek-efek/ *Current accounts with other banks; deposits from other banks; acceptance payables; borrowings; subordinated loans; derivative transactions; securities*
PT SMFL Leasing Indonesia	Perusahaan afiliasi/*affiliated company*	Simpanan nasabah; pinjaman yang diberikan; transaksi derivatif; penyertaan saham/ *Deposits from customers; loans; derivative transactions; investment in shares*
PT INA Sekuritas Indonesia (dahulu bernama PT Nikko Sekuritas Indonesia)	Perusahaan afiliasi/*affiliated company*	Simpanan nasabah/ *Deposits from customers*
PT SBCS Indonesia	Perusahaan afiliasi/affiliated company	Simpanan nasabah/ *Deposits from customers*
Personil manajemen kunci/ *Key Management Personnel*	Direktur, Komisaris dan pejabat eksekutif/*Directors, Commissioners and executive employees*	Pinjaman yang diberikan, simpanan nasabah, pembayaran kompensasi dan remunerasi, imbalan pascakerja/ *Loans, deposits from customers, payments of compensation and remuneration, post-employment benefits*

Transaksi dengan pihak berelasi

Saldo dan rincian transaksi dengan pihak berelasi adalah sebagai berikut:

(a) Giro pada bank-bank lain

Transactions with related parties

The outstanding balances and detail transactions with related parties were as follows:

(a) Current accounts with other banks

	31 Desember/*December*		
	2025	**2024**	
Giro pada bank-bank lain			*Current accounts with other banks*
Pihak berelasi	589,437	525,792	*Related party*
Persentase terhadap jumlah aset	0.24%	0.22%	*Percentage to total assets*

(b) Tagihan derivatif

(b) Derivative receivables

	31 Desember/*December*		
	2025	**2024**	
Tagihan derivatif			*Derivative receivables*
Pihak berelasi	222,477	375,245	*Related party*
Persentase terhadap jumlah aset	0.09%	0.16%	*Percentage to total assets*

40. INFORMASI MENGENAI PIHAK BERELASI (lanjutan) / *40. RELATED PARTY INFORMATION (continued)*

Transaksi dengan pihak berelasi (lanjutan) / ***Transactions with related parties** (continued)*

(c) Pinjaman yang diberikan / *(c) Loans*

	31 Desember/*December* 2025	31 Desember/*December* 2024	
Pinjaman yang diberikan			*Loans*
Personil manajemen kunci	19,178	19,517	*Key management personnel*
Pihak berelasi	412,147	418,258	*Related parties*
	431,325	437,775	
Pendapatan bunga yang masih akan diterima	820	889	*Accrued interest income*
	432,145	438,664	
Persentase terhadap jumlah aset	0.18%	0.18%	*Percentage to total assets*

	Tahun berakhir 31 Desember/ *Years ended 31 December* 2025	2024	
Pendapatan bunga:			*Interest income:*
Personil manajemen kunci	6,712	554	*Key management personnel*
Pihak berelasi	187,586	260,858	*Related parties*
	194,298	261,412	
Persentase terhadap jumlah pendapatan bunga	1.02%	1.44%	*Percentage to total interest income*

Suku bunga atas pinjaman yang diberikan kepada personil manajemen kunci adalah sebesar 5% - 8% per tahun dengan jangka waktu pinjaman antara 1 - 20 tahun. Pinjaman tersebut diberikan tanpa adanya jaminan tertentu.

Interest rate charged on loan to key management personnel amounting 5% - 8% per annum with term between 1 - 20 years. Such loan is given without any specific collateral.

Pada tanggal 31 Desember 2025 dan 2024 tidak terdapat penurunan nilai atas pinjaman yang diberikan kepada personil manajemen kunci.

There was no impairment on the loan to key management personnel as of 31 December 2025 and 2024.

(d) Simpanan nasabah / *(d) Deposits from customers*

	31 Desember/*December* 2025	31 Desember/*December* 2024	
Dana pihak ketiga			*Third party funds*
Personil manajemen kunci:			*Key management personnel:*
Giro	1	1	*Current accounts*
Tabungan	175,078	72,353	*Savings deposits*
Deposito berjangka dan deposito *on call*	94,684	134,776	*Time deposits and deposits on call*
	269,763	207,130	
Pihak berelasi:			*Related parties:*
Giro	36,682	89,636	*Current accounts*
Deposito berjangka dan deposito *on call*	6,025	25,025	*Time deposits and deposits on call*
	42,707	114,661	
	312,470	321,791	
Beban bunga yang masih harus dibayarkan	459	892	*Accrued interest expense*
	312,929	322,683	
Persentase terhadap jumlah liabilitas	0.17%	0.18%	*Percentage to total liabilities*

40. INFORMASI MENGENAI PIHAK BERELASI (lanjutan) / *40. RELATED PARTY INFORMATION (continued)*

Transaksi dengan pihak berelasi (lanjutan) / ***Transactions with related parties** (continued)*

(d) Simpanan nasabah (lanjutan) / *(d) Deposits from customers (continued)*

	Tahun berakhir 31 Desember/ *Years ended 31 December*		
	2025	**2024**	
Beban bunga	5,455	11,202	*Interest expense*
Persentase terhadap jumlah beban bunga	0.07%	0.14%	*Percentage to total interest expenses*

Dana pihak ketiga ditempatkan dalam giro, tabungan maupun deposito berjangka. Tingkat suku bunga yang diberikan oleh Bank adalah sebesar 0,01% - 6,00%. Untuk deposito berjangka tergantung tenor dan jumlah pokok deposito.

Third party funds are placed on current account, saving accounts and time deposits. Interest rate given by the Bank for the placement amounting to 0.01% - 6.00%. For time deposit depends on tenor and principal amount.

(e) Simpanan dari bank-bank lain / *(e) Deposits from other banks*

	31 Desember/*December*		
	2025	**2024**	
Simpanan dari bank-bank lain	3,637,817	699,242	*Deposits from other banks*
Beban bunga yang masih harus dibayarkan	8,927	-	*Accrued interest expenses*
	3,646,744	699,242	
Persentase terhadap jumlah liabilitas	2.00%	0.40%	*Percentage to total liabilities*

	Tahun berakhir 31 Desember/ *Years ended 31 December*		
	2025	**2024**	
Beban bunga	118,528	83,478	*Interest expense*
Persentase terhadap jumlah beban bunga	1.51%	1.06%	*Percentage to total interest expenses*

(f) Liabilitas derivatif / *(f) Derivative payables*

	31 Desember/*December*		
	2025	**2024**	
Liabilitas derivatif			*Derivative payables*
Pihak berelasi	34,548	21,273	*Related party*
Persentase terhadap jumlah liabilitas	0.02%	0.01%	*Percentage to total liabilities*

(g) Liabilitas akseptasi / *(g) Acceptance payables*

	31 Desember/*December*		
	2025	**2024**	
Liabilitas akseptasi			*Acceptance payables*
Pihak berelasi	621,016	163,558	*Related party*
Persentase terhadap jumlah liabilitas	0.34%	0.09%	*Percentage to total liabilities*

40. INFORMASI MENGENAI PIHAK BERELASI (lanjutan) / *40. RELATED PARTY INFORMATION (continued)*

Transaksi dengan pihak berelasi (lanjutan) / ***Transactions with related parties** (continued)*

(h) Pinjaman yang diterima / *(h) Borrowings*

	31 Desember/*December*		
	2025	**2024**	
Pinjaman yang diterima	12,506,250	22,452,525	*Borrowings*
Beban bunga yang masih harus dibayarkan	4,985	17,139	*Accrued interest expenses*
	12,511,235	22,469,664	
Persentase terhadap jumlah liabilitas	6.85%	12.71%	*Percentage to total liabilities*

	Tahun berakhir 31 Desember/ *Years ended 31 December*		
	2025	**2024**	
Beban bunga Pihak berelasi	917,874	1,572,941	*Interest expense Related party*
Persentase terhadap jumlah beban bunga	11.72%	19.97%	*Percentage to total interest expenses*

(i) Pinjaman subordinasi / *(i) Subordinated loans*

	31 Desember/*December*		
	2025	**2024**	
Pinjaman subordinasi	3,335,000	3,219,000	*Subordinated loans*
Beban bunga yang masih harus dibayarkan	10,621	10,069	*Accrued interest expenses*
	3,345,621	3,229,069	
Persentase terhadap jumlah liabilitas	1.83%	1.83%	*Percentage to total liabilities*

	Tahun berakhir 31 Desember/ *Years ended 31 December*		
	2025	**2024**	
Beban bunga Pihak berelasi	190,533	214,131	*Interest expense Related party*
Persentase terhadap jumlah beban bunga	2.43%	2.72%	*Percentage to total interest expenses*

(j) Dana syirkah temporer / *(j) Temporary syirkah funds*

	31 Desember/*December*		
	2025	**2024**	
Simpanan nasabah			*Deposits from customers*
Personil manajemen kunci:			*Key management personnel:*
Tabungan mudharabah	4,918	4,295	*Mudharabah saving deposits*
Deposito mudharabah	27,895	28,937	*Mudharabah time deposits*
	32,813	33,232	
Persentase terhadap jumlah dana syirkah temporer	0.33%	0.35%	*Percentage to total temporary syirkah funds*

	Tahun berakhir 31 Desember/ *Years ended 31 December*		
	2025	**2024**	
Hak atas bagi hasil dana syirkah temporer	1,627	1,878	*Shares on return of temporary syirkah funds*
Persentase terhadap jumlah beban syariah	0.33%	0.37%	*Percentage to total sharia expense*

40. INFORMASI MENGENAI PIHAK BERELASI (lanjutan)

40. RELATED PARTY INFORMATION (continued)

Transaksi dengan pihak berelasi (lanjutan)

***Transactions with related parties** (continued)*

(k) Kompensasi dan remunerasi personil manajemen kunci

(k) Compensation and remuneration of key management personnel

Kompensasi yang dibayar atau terutang pada manajemen kunci atas jasa kepegawaian adalah sebagai berikut:

The compensation paid or payable to key management for employee services is shown below:

	31 Desember/*December* 2025						
	Direksi/*Board of Directors*		Dewan Komisaris/*Board of Commissioners*		Personil manajemen kunci lainnya/*Other key management personnel*		
	%*	Rp	%*	Rp	%*	Rp	
Gaji dan imbalan karyawan jangka pendek lainnya	4.66%	257,139	0.79%	43,846	7.54%	416,624	*Salaries and other short-term employee benefits*
Imbalan pascakerja	-	-	-	-	0.41%	22,618	*Post-employment benefits*
Imbalan jangka panjang lainnya	-	-	-	-	0.04%	1,946	*Other long-term benefits*
Jumlah	4.66%	257,139	0.79%	43,846	7.99%	441,188	*Total*

	31 Desember/*December* 2024						
	Direksi/*Board of Directors*		Dewan Komisaris/*Board of Commissioners*		Personil manajemen kunci lainnya/*Other key management personnel*		
	%*	Rp	%*	Rp	%*	Rp	
Gaji dan imbalan karyawan jangka pendek lainnya	4.51%	218,730	0.72%	34,756	8.31%	402,923	*Salaries and other short-term employee benefits*
Imbalan pascakerja	-	-	-	-	0.53%	25,614	*Post-employment benefits*
Imbalan jangka panjang lainnya	-	-	-	-	0.03%	1,594	*Other long-term benefits*
Jumlah	4.51%	218,730	0.72%	34,756	8.87%	430,131	*Total*

*) terhadap jumlah beban kepegawaian

**) % to total personnel expenses*

(l) Komitmen dan kontinjensi

(l) Commitments and contingencies

	31 Desember/*December*		
	2025	2024	
Aset komitmen			***Committed assets***
Fasilitas pinjaman yang belum ditarik	47,940,625	35,891,850	*Unused borrowing facilities*
Liabilitas komitmen			***Committed liabilities***
Fasilitas kredit kepada nasabah yang belum digunakan - *uncommitted*	10,015,999	4,828,736	*Unused credit facilities to Customers - uncommitted*
Liabilitas kontinjensi			***Contingent liabilities***
Garansi yang diberikan	30,000	32,547	*Guarantees provided*

41. KOMITMEN DAN KONTINJENSI

41. COMMITMENTS AND CONTINGENCIES

a. Berdasarkan jenis

a. By type

	31 Desember/*December*		
	2025	2024	
Aset komitmen			***Committed assets***
Fasilitas pinjaman yang belum ditarik			*Unused borrowing facilities*
- Pihak ketiga	30,415,275	21,167,658	*Third parties -*
- Pihak berelasi	47,940,625	35,891,850	*Related parties -*
	78,355,900	57,059,508	
Aset kontinjensi - Pihak ketiga			***Contingent assets - Third parties***
Garansi yang diterima	32,630,272	31,051,406	*Guarantees received*
	32,630,272	31,051,406	

41. KOMITMEN DAN KONTINJENSI (lanjutan)

41. COMMITMENTS AND CONTINGENCIES (continued)

a. Berdasarkan jenis (lanjutan)

a. By type (continued)

	31 Desember/*December*		
	2025	2024	
Liabilitas komitmen			***Committed liabilities***
Fasilitas kredit kepada nasabah yang belum digunakan - *committed*			*Unused credit facilities to customers - committed*
- Pihak ketiga	14,297,829	11,762,750	*Third parties -*
Fasilitas kredit kepada nasabah yang belum digunakan - *uncommitted*			*Unused credit facilities to customers – uncommitted*
- Pihak ketiga	123,419,707	121,262,479	*Third parties -*
- Pihak berelasi	10,015,999	4,828,736	*Related parties -*
Fasilitas kredit kepada bank yang belum digunakan - *uncommitted* - Pihak ketiga	50,502	76,563	*Unused credit facilities to banks - uncommitted - Third parties*
Letters of credit yang tidak dapat dibatalkan - Pihak ketiga	1,639,627	1,582,162	*Irrevocable letters of credit - Third parties*
	149,423,664	139,512,690	
Liabilitas kontinjensi			***Contingent liabilities***
Garansi yang diberikan			*Guarantees provided*
- Pihak ketiga	7,176,420	7,682,903	*Third parties -*
- Pihak berelasi	30,000	32,547	*Related parties -*
	7,206,420	7,715,450	

b. Berdasarkan kolektibilitas

Informasi mengenai kolektibilitas komitmen dan kontinjensi sesuai peraturan OJK diungkapkan pada Catatan 49.

b. By collectability

Information regarding collectability of commitment and contingencies in accordance with OJK regulations was disclosed in Note 49.

c. Kasus hukum

Grup menghadapi beberapa tuntutan hukum, pengurusan administrasi dan klaim yang belum terselesaikan, yang berhubungan dengan kegiatan usaha Grup. Adalah tidak mungkin untuk memastikan apakah Grup akan memenangkan atau tidak menang atas masalah atau tuntutan hukum tersebut. Namun demikian, manajemen Grup yakin bahwa hasil keputusan masalah atau tuntutan hukum tersebut tidak akan membawa dampak yang signifikan pada hasil usaha, posisi keuangan atau likuiditas Grup.

c. Litigation cases

The Group is a party to various unresolved legal actions, administrative proceedings, and claims in the ordinary course of its business. It is not possible to predict with certainty whether or not the Group will ultimately be successful or not successful in any of these legal matters. However, the Group's management does not expect that the results in any of these proceedings will have a material adverse effect on the Group's results of operations, financial position or liquidity.

42. SEGMEN OPERASI

Segmen operasi dilaporkan sesuai dengan laporan internal yang disiapkan untuk Direksi, yang bertindak sebagai pengambil keputusan operasi, yang bertanggung jawab untuk mengalokasikan sumber daya ke segmen dan melakukan penilaian atas performanya. Seluruh segmen operasi yang digunakan oleh Grup telah memenuhi kriteria pelaporan berdasarkan PSAK 108, "Segmen Operasi".

Grup memiliki 6 (enam) pelaporan segmen, berdasarkan produk usaha, sebagaimana disajikan dalam tabel di bawah ini.

Ritel

Terdiri dari pinjaman yang diberikan kepada nasabah pensiunan dan nasabah individual lainnya.

Kredit Usaha Mikro, Kecil & Menengah (UMKM)

Terdiri dari pinjaman yang diberikan kepada nasabah usaha mikro, kecil dan menengah yang digunakan untuk kegiatan usaha.

Penghimpunan dana dan tresuri

Terdiri dari aktivitas penghimpunan dana dari pihak ketiga dan bank lain, serta aktivitas tresuri termasuk pinjaman yang diterima dan surat berharga yang diterbitkan.

Korporasi

Terdiri dari pinjaman dan layanan yang diberikan dari nasabah korporasi yang digunakan untuk kegiatan usaha.

Syariah

Merupakan lini segmen operasi atas Entitas Anak yang beroperasi sebagai bank umum syariah

Terdiri dari pembiayaan syariah, dana pihak ketiga dari nasabah syariah yang digunakan untuk kegiatan usaha.

Pembiayaan

Merupakan lini segmen operasi atas Entitas Anak yang beroperasi sebagai perusahaan pembiayaan.

Terdiri dari piutang pembiayaan yang digunakan untuk kegiatan usaha.

Dalam mengalokasikan beban operasional, manajemen mengatribusikan beberapa pos beban operasional sesuai dengan kebijakan pelaporan internal Grup.

42. OPERATING SEGMENT

Operating segments are reported in accordance with the internal reporting provided to the Directors, as the chief operating decision maker, who are responsible for allocating resources to the reportable segments and assesses its performance. All operating segments used by the Group meet the definition of a reportable segment under PSAK 108, "Operating Segment".

The Group has 6 (six) reportable segments, in accordance with the business product, as set out in the table below.

Retail

Consists of loans to pensioners and other individual customers.

Micro, Small & Medium Enterprises (MSME)

Consists of loans to micro, small & medium enterprise customers for commercial purpose.

Funding and treasury

Consists of funding business activity in raising funds from third party and other banks, and centralised treasury operations including borrowings and securities issued.

Corporate

Consists of loans and services from corporate customers which related to commercial purpose.

Sharia

Represents a line of operating segments of Subsidiaries which operate as a sharia commercial bank.

Consists of sharia financing, third party funds from sharia customers which related to commercial purpose.

Financing

Represents a line of operating segments of Subsidiaries which operate as a financing companies.

Consists of financing receivables which related to commercial purpose.

In allocating operating expenses, management attributed some of its expenses based on Group's internal reporting policy.

42. SEGMEN OPERASI (lanjutan) / *42. OPERATING SEGMENT (continued)*

Informasi pelaporan segmen adalah sebagai berikut: / *The reportable segment information was as follows:*

	Tahun berakhir 31 Desember 2025/ *Year ended 31 December 2025*								
	Ritel/ *Retail*	**UMKM/ *MSME***	**Penghimpunan dana dan tresuri/ *Funding and Treasury***	**Korporasi/ *Corporate***	**Syariah/ *Sharia***	**Pembiayaan/ *Financing***	**Penyesuaian dan eliminasi/ *Adjustment and elimination***	**Konsolidasian/ *Consolidated***	
Pendapatan dan beban operasional									***Operating income and expenses***
Pendapatan bunga dan syariah dari pihak eksternal	4,196,668	1,429,816	1,395,207	6,627,511	5,219,244	5,512,638	(145,924)	24,235,160	*External interest and sharia income*
Pendapatan bunga antar segmen	(1,887,304)	(828,155)	7,596,731	(4,881,272)	-	-	-	-	*Inter-segment interest income*
Beban bunga antar segmen	84,567	101,477	(3,362,851)	3,176,807	-	-	-	-	*Inter-segment interest expense*
Beban bunga dan bagi hasil syariah	(9,606)	(49,921)	(4,295,936)	(2,318,641)	(488,984)	(1,575,559)	415,390	(8,323,257)	*Interest expense and sharia profit sharing*
Pendapatan bunga dan syariah segmen dilaporkan-bersih	2,384,325	653,217	1,333,151	2,604,405	4,730,260	3,937,079	269,466	15,911,903	***Net reportable segment interest and sharia income***
Pendapatan operasional:									***Operating income:***
Pendapatan operasional lainnya	535,564	195,623	1,144,312	151,398	39,676	1,095,951	(484,543)	2,677,981	*Other operating income*
Keuntungan dari selisih kurs dan transaksi derivatif – bersih	-	777	41,258	408,290	1,918	14,404	(28,377)	438,270	*Net gain on foreign exchange and derivative transactions*
Pendapatan operasional	535,564	196,400	1,185,570	559,688	41,594	1,110,355	(512,920)	3,116,251	***Operating income***
Beban operasional									***Operating expenses***
Beban operasional lainnya	(1,928,922)	(791,677)	(1,751,454)	(1,195,738)	(2,328,900)	(2,585,566)	(75,435)	(10,657,692)	*Other operating expenses*
Cadangan kerugian penurunan nilai	(1,184,678)	(351,151)	(462)	(519,876)	(826,295)	(5,164,082)	-	(8,046,544)	*Allowance for impairment losses*
Beban operasional	(3,113,600)	(1,142,828)	(1,751,916)	(1,715,614)	(3,155,195)	(7,749,648)	(75,435)	(18,704,236)	***Operating expenses***
Beban operasional segmen dilaporkan - bersih	(2,578,036)	(946,428)	(566,346)	(1,155,926)	(3,113,601)	(6,639,293)	(588,355)	(15,587,985)	***Net reportable operational segment expense***
Pendapatan (beban) non-operasional	2,765	2,400	11	21	(50,340)	2,552	-	(42,591)	*Non-operating income (expenses)*
Laba (rugi) segmen sebelum pajak penghasilan	(190,946)	(290,811)	766,816	1,448,500	1,566,319	(2,699,662)	(318,889)	281,327	*Segment income (loss) before income tax*
Beban pajak penghasilan	30,338	46,205	(121,834)	(230,141)	(365,589)	279,525	(21,960)	(383,456)	*Income tax expense*
Laba (rugi) bersih	(160,608)	(244,606)	644,982	1,218,359	1,200,730	(2,420,137)	(340,849)	(102,129)	***Net income (loss)***

42. SEGMEN OPERASI (lanjutan)

Informasi pelaporan segmen adalah sebagai berikut: (lanjutan)

42. OPERATING SEGMENT (continued)

The reportable segment information was as follows: (continued)

	31 Desember /*December* 2025								
	Ritel/ *Retail*	**UMKM/ *MSME***	**Penghimpunan dana dan tresuri/ *Funding and Treasury***	**Korporasi/ *Corporate***	**Syariah/ *Sharia***	**Pembiayaan/ *Financing***	**Penyesuaian dan eliminasi/ *Adjustment and elimination***	**Konsolidasian/ *Consolidated***	
Aset									***Assets***
Pinjaman/ pembiayaan yang diberikan-bersih	30,171,712	12,840,621	-	104,229,231	9,471,283	-	(5,217,538)	151,495,309	*Net loans/financing*
Pendapatan bunga/marjin yang masih akan diterima dari pinjaman/ pembiayaan yang diberikan	352,587	30,336	-	399,144	81,856	-	(49,539)	814,384	*Accrued interest/ margin income from loans/ financing*
Piutang pembiayaan	-	-	-	-	-	26,725,983	6,747	26,732,730	*Financing receivables*
Aset lain-lain yang dialokasikan	-	-	40,269,730	-	12,263,017	946,419	(719,853)	52,759,313	*Other allocated assets*
Pendapatan bunga/marjin yang masih akan diterima	-	-	115,259	-	136,701	461	(461)	251,960	*Accrued interest/ margin income*
Jumlah aset yang dialokasikan	30,524,299	12,870,957	40,384,989	104,628,375	21,952,857	27,672,863	(5,980,644)	232,053,696	*Total allocated assets*
Aset yang tidak dialokasikan*								13,794,469	*Unallocated assets**
Jumlah aset								**245,848,165**	***Total assets***
Liabilitas									***Liabilities***
Simpanan nasabah	1,271,033	2,647,445	45,678,411	69,905,240	2,279,586	-	(710,386)	121,071,329	*Customer deposits*
Beban bunga/bagi hasil yang masih harus dibayar	-	-	213,159	-	19,019	-	(460)	231,718	*Accrued interest expense/revenue sharing*
Liabilitas lain-lain yang dialokasikan	-	-	36,837,461	-	-	21,565,352	(5,223,945)	53,178,868	*Other allocated liabilities*
Beban bunga yang masih harus dibayar	-	-	100,767	-	-	165,878	(49,539)	217,106	*Accrued interest expenses*
Jumlah liabilitas yang dialokasikan	1,271,033	2,647,445	82,829,798	69,905,240	2,298,605	21,731,230	(5,984,330)	174,699,021	*Total allocated liabilities*
Liabilitas yang tidak dialokasikan*								7,763,679	*Unallocated liabilities**
Jumlah liabilitas								**182,462,700**	***Total liabilities***
Dana syirkah temporer	**-**	**-**	**-**	**-**	**9,929,751**	**-**	**-**	**9,929,751**	***Temporary syirkah fund***

*) Komponen yang tidak dapat dialokasikan terutama terdiri dari aset dan liabilitas pajak penghasilan, termasuk pajak kini dan pajak tangguhan, aset dan liabilitas derivatif, aset tetap, aset takberwujud, liabilitas lainnya dan akrual.

**) Unallocated items mainly comprise of income tax assets and liabilities, including current and deferred taxes, derivative assets and liabilities, fixed assets, intangible assets, other liabilities and accruals.*

42. SEGMEN OPERASI (lanjutan)

Informasi pelaporan segmen adalah sebagai berikut: (lanjutan)

42. *OPERATING SEGMENT (continued)*

The reportable segment information was as follows: (continued)

	Tahun berakhir 31 Desember 2024/ *Year ended 31 December 2024*								
	Ritel/ *Retail*	**UMKM/ *MSME***	**Penghimpunan dana dan tresuri/ *Funding and Treasury***	**Korporasi/ *Corporate***	**Syariah/ *Sharia***	**Pembiayaan/ *Financing***	**Penyesuaian dan eliminasi/ *Adjustment and elimination***	**Konsolidasian/ *Consolidated***	
Pendapatan dan beban operasional									***Operating income and expenses***
Pendapatan bunga dan syariah dari pihak eksternal	4,054,849	1,460,055	1,494,220	7,238,985	5,398,377	4,060,783	(118,934)	23,588,335	*External interest and sharia income*
Pendapatan bunga antar segmen	(1,841,983)	(848,562)	8,255,157	(5,564,612)	-	-	-	-	*Inter-segment interest income*
Beban bunga antar segmen	105,775	57,665	(3,723,130)	3,559,690	-	-	-	-	*Inter-segment interest expense*
Beban bunga dan bagi hasil syariah	(10,563)	(21,036)	(4,542,717)	(2,468,329)	(504,104)	(1,184,730)	351,426	(8,380,053)	*Interest expense and sharia profit sharing*
Pendapatan bunga dan syariah segmen dilaporkan-bersih	2,308,078	648,122	1,483,530	2,765,734	4,894,273	2,876,053	232,492	15,208,282	***Net reportable segment interest and sharia income***
Pendapatan operasional:									***Operating income:***
Pendapatan operasional lainnya	172,830	192,953	1,299,062	267,350	40,075	802,902	(422,703)	2,352,469	*Other operating income*
Keuntungan dari selisih kurs dan transaksi derivatif – bersih	-	496	100,394	449,386	3,651	5,457	(16,693)	542,691	*Net gain on foreign exchange and derivative transactions*
Pendapatan operasional	172,830	193,449	1,399,456	716,736	43,726	808,359	(439,396)	2,895,160	***Operating income***
Beban operasional									***Operating expenses***
Beban operasional lainnya	(1,584,201)	(748,991)	(2,240,290)	(1,260,249)	(2,227,577)	(1,987,252)	(54,324)	(10,102,884)	*Other operating expenses*
Cadangan kerugian penurunan nilai	(730,667)	(284,680)	1,348	(106,671)	(1,359,766)	(1,416,704)	-	(3,897,140)	*Allowance for impairment losses*
Beban operasional	(2,314,868)	(1,033,671)	(2,238,942)	(1,366,920)	(3,587,343)	(3,403,956)	(54,324)	(14,000,024)	***Operating expenses***
Beban operasional segmen dilaporkan - bersih	(2,142,038)	(840,222)	(839,486)	(650,184)	(3,543,617)	(2,595,597)	(493,720)	(11,104,864)	***Net reportable operational segment expense***
Pendapatan (beban) non-operasional	1,229	1,688	4,330	-	2,541	7,267	-	17,055	*Non-operating income (expenses)*
Laba (rugi) segmen sebelum pajak penghasilan	167,269	(190,412)	648,374	2,115,550	1,353,197	287,723	(261,228)	4,120,473	*Segment income (loss) before income tax*
Beban pajak penghasilan	(31,156)	35,467	(120,769)	(394,053)	(292,036)	(75,544)	(26,142)	(904,233)	*Income tax expense*
Laba (rugi) bersih	**136,113**	**(154,945)**	**527,605**	**1,721,497**	**1,061,161**	**212,179**	**(287,370)**	**3,216,240**	***Net income (loss)***

42. SEGMEN OPERASI (lanjutan)

Informasi pelaporan segmen adalah sebagai berikut: (lanjutan)

42. *OPERATING SEGMENT (continued)*

The reportable segment information was as follows: (continued)

	31 Desember/*December* 2024								
	Ritel/ *Retail*	UMKM/ *MSME*	Penghimpunan dana dan tresuri/ *Funding and Treasury*	Korporasi/ *Corporate*	Syariah/ *Sharia*	Pembiayaan/ *Financing*	Penyesuaian dan eliminasi/ *Adjustment and elimination*	Konsolidasian/ *Consolidated*	
Aset									***Assets***
Pinjaman/ pembiayaan yang diberikan-bersih	31,898,025	13,553,914	-	97,487,706	9,247,485	-	(6,137,815)	146,049,315	*Net loans/financing*
Pendapatan bunga/marjin yang masih akan diterima dari pinjaman/ pembiayaan yang diberikan	311,836	34,844	-	391,054	102,146	-	(77,545)	762,335	*Accrued interest/ margin income from loans/ financing*
Piutang pembiayaan	-	-	-	-	-	27,622,708	(161,016)	27,461,692	*Financing receivables*
Aset lain-lain yang dialokasikan	-	-	41,511,476	-	11,416,101	1,156,733	(1,083,212)	53,001,098	*Other allocated assets*
Pendapatan bunga/marjin yang masih akan diterima	-	-	47,882	-	147,387	647	(647)	195,269	*Accrued interest/ margin income*
Jumlah aset yang dialokasikan	32,209,861	13,588,758	41,559,358	97,878,760	20,913,119	28,780,088	(7,460,235)	227,469,709	*Total allocated assets*
Aset yang tidak dialokasikan*								13,626,718	*Unallocated assets**
Jumlah aset								**241,096,427**	***Total assets***
Liabilitas									***Liabilities***
Simpanan nasabah	2,281,503	1,683,783	43,838,425	62,618,843	2,125,081	-	(829,176)	111,718,459	*Customer deposits*
Beban bunga/bagi hasil yang masih harus dibayar	-	-	268,045	-	18,825	-	(647)	286,223	*Accrued interest expense/revenue sharing*
Liabilitas lain-lain yang dialokasikan	-	-	43,019,647	-	200,000	19,476,860	(6,365,984)	56,330,523	*Other allocated liabilities*
Beban bunga yang masih harus dibayar	-	-	150,480	-	-	202,915	(77,867)	275,528	*Accrued interest expenses*
Jumlah liabilitas yang dialokasikan	2,281,503	1,683,783	87,276,597	62,618,843	2,343,906	19,679,775	(7,273,674)	168,610,733	*Total allocated liabilities*
Liabilitas yang tidak dialokasikan*								8,140,303	*Unallocated liabilities**
Jumlah liabilitas								**176,751,036**	***Total liabilities***
Dana syirkah temporer	-	-	-	-	**9,599,352**	-	-	**9,599,352**	***Temporary syirkah fund***

*) Komponen yang tidak dapat dialokasikan terutama terdiri dari aset dan liabilitas pajak penghasilan, termasuk pajak kini dan pajak tangguhan, aset dan liabilitas derivatif, aset tetap, aset takberwujud, liabilitas lainnya dan akrual.

**) Unallocated items mainly comprise of income tax assets and liabilities, including current and deferred taxes, derivative assets and liabilities, fixed assets, intangible assets, other liabilities and accruals.*

Berdasarkan informasi geografis

Pada tanggal 31 Desember 2025, segmen berdasarkan geografis terdiri dari 500 cabang yang terbagi menjadi 4 area yaitu Jawa, Sumatera, Bali dan Nusa Tenggara, serta, Kalimantan dan Sulawesi (31 Desember 2024: 489 cabang).

Segmen informasi berdasarkan geografis adalah sebagai berikut:

Geographical information

As of 31 December 2025, geographical segment consists of 500 branches that are located into 4 areas, which are Java, Sumatera, Bali and Nusa Tenggara, also Kalimantan and Sulawesi (31 December 2024: 489 branches).

Information concerning geographical segments is as follows:

	Jawa/ *Java*	Sumatera	Bali dan/*and* Nusa Tenggara	Kalimantan dan/*and* Sulawesi	Penyesuaian dan eliminasi/ *Adjustment and elimination*	Konsolidasian/ *Consolidated*	
31 Desember 2025							***31 December 2025***
Pendapatan bunga	18,008,807	3,521,036	621,452	2,229,790	(145,925)	24,235,160	*Interest income*
Jumlah aset	220,031,116	20,059,719	3,582,113	14,742,815	(12,567,598)	245,848,165	*Total assets*
31 Desember 2024							***31 December 2024***
Pendapatan bunga	17,925,773	3,199,890	596,999	1,984,607	(118,934)	23,588,335	*Interest income*
Jumlah aset	218,019,971	18,996,010	3,609,868	14,410,847	(13,940,269)	241,096,427	*Total assets*

43. LABA BERSIH PER SAHAM / *43. EARNINGS PER SHARE*

a. Laba per saham dasar / *a. Basic earnings per share*

	31 Desember/*December*		
	2025	2024	
Jumlah laba per saham dasar yang tersedia bagi pemegang saham biasa Bank	47	279	*Total basic earnings per share attributable to the ordinary equity holders of the Bank*

b. Laba per saham dilusian / *b. Diluted earnings per share*

	31 Desember/*December*		
	2025	2024	
Jumlah laba per saham dilusian yang tersedia bagi pemegang saham biasa Bank	47	279	*Total diluted earnings per share attributable to the ordinary equity holders of the Bank*

c. Laba yang digunakan dalam perhitungan laba per saham / *c. Earnings used in calculating earnings per share*

	31 Desember/*December*		
	2025	2024	
Laba per saham dasar			*Basic earnings per share*
Laba yang tersedia bagi pemegang saham biasa Bank yang digunakan dalam perhitungan laba per saham dasar	505,557	2,812,986	*Profit attributable to the ordinary equity holders of the Bank used in calculating basic earnings per share*
Laba per saham dilusian			*Diluted earnings per share*
Laba yang tersedia bagi pemegang saham biasa Bank yang digunakan dalam perhitungan laba per saham dilusian	505,557	2,812,986	*Profit attributable to the ordinary equity holders of the Bank used in calculating diluted earnings per share*

d. Jumlah rata-rata tertimbang saham yang digunakan sebagai penyebut / *d. Weighted average number of shares used as the denominator*

	31 Desember/*December*		
	2025	2024	
Jumlah rata-rata tertimbang jumlah saham yang digunakan sebagai penyebut dalam perhitungan laba per saham dasar	10,645,945,748	10,087,089,587	*Weighted average number of ordinary shares used as the denominator in calculating basic earnings per share*
Jumlah rata-rata tertimbang saham yang digunakan sebagai penyebut dalam perhitungan laba per saham dilusian	10,645,945,748	10,087,089,587	*Weighted average number of shares used as the denominator in calculation diluted earnings per share*

44. PERJANJIAN KERJASAMA, KONTRAK DAN KOMITMEN YANG SIGNIFIKAN

a. PT Taspen (Persero)

Sejak tahun 2007, Bank telah bekerja sama dengan PT Taspen (Persero) dimana Bank menjadi salah satu mitra untuk penanganan pembayaran uang pensiun kepada para pensiunan pegawai Pemerintah.

b. PT Pos Indonesia (Persero)

Sejak bulan Maret 2012 Bank telah bekerja sama dengan PT Pos Indonesia (Persero) dimana PT Pos Indonesia (Persero) membantu Bank dalam melakukan pemotongan uang pensiun para pegawai pemerintah untuk angsuran kredit pensiun dan memasarkan produk kredit pensiunan Bank.

Perjanjian kerjasama Bank dengan PT Pos Indonesia (Persero) diperbaharui secara berkala dan berdasarkan perjanjian terakhir, kerjasama ini akan terus berlangsung sampai dengan tanggal 25 Juli 2026.

c. Perjanjian Kerjasama *Bancassurance*

Pada bulan Agustus 2014, Bank melakukan kerjasama *bancassurance* dengan PT Asuransi Allianz Life Indonesia ("Allianz"). Bank akan mendistribusikan produk-produk asuransi jiwa dari Allianz kepada nasabah Bank melalui seluruh jalur distribusi Bank. Perjanjian ini berlaku selama 10 tahun.

Pada tanggal 10 Januari 2024, Bank telah memperpanjang perjanjian kerjasama dengan Allianz yang berlaku selama 5 tahun dari tanggal 9 Agustus 2024 sampai dengan 8 Agustus 2029.

d. Entitas Anak

Pada tanggal 24 Juli 2014, PT Oto Multiartha ("OTO") dan PT Summit Oto Finance ("SOF") mengadakan perjanjian dengan Netsol Technologies Ltd ("NetSolTech") terkait konversi sistem operasi bisnis OTO dan SOF. Selanjutnya, pada bulan Juni 2025, berdasarkan perjanjian pengalihan antara NetSolTech dengan NetSol Ascent Middle East Computer Equipment Trading LLC. ("Netsol"), OTO, dan SOF, NetSolTech mengalihkan perjanjian tersebut beserta seluruh hak, kepemilikan, dan kewajiban NetsolTech kepada Netsol. Berdasarkan perjanjian ini NetSol berkewajiban untuk memberikan jasa konsultasi, pengembangan, lisensi dan pengimplementasian sistem kepada OTO dan SOF. Oleh karena itu, NetSol berhak atas imbalan jasa dan OTO dan SOF berkewajiban untuk membayar imbalan jasa tersebut.

44. SIGNIFICANT AGREEMENTS, CONTRACTS AND COMMITMENTS

a. PT Taspen (Persero)

Since 2007, the Bank has been cooperating with PT Taspen (Persero) in which the Bank become one of the partners for handling the payments of pension to retired government employees.

b. PT Pos Indonesia (Persero)

Since March 2012, the Bank has been cooperating with PT Pos Indonesia (Persero) in which PT Pos Indonesia (Persero) assists the Bank in deducting the pension benefits of retired government employees for pension loan installments and marketing the Bank's pension loan products.

The Bank's cooperation agreement with PT Pos Indonesia (Persero) is renewed regularly and based on the latest agreement, the cooperation will be continuing until 25 July 2026.

c. Bancassurance Agreement

In August 2014, the Bank entered into a bancassurance agreement with PT Asuransi Allianz Life Indonesia ("Allianz"). The Bank will distribute life insurance products of Allianz to its customers through the Bank's distribution channels. The agreement is effective for 10 years.

On 10 January 2024, Bank has extended bancassurance agreement with Allianz, which is effective for 5 years starting from 9 August 2024 until 8 August 2029.

d. Subsidiaries

On 24 July 2014, PT Oto Multiartha ("OTO") and PT Summit Oto Finance ("SOF") entered into agreement with Netsol Technologies Ltd ("NetSolTech") regarding the conversion of the OTO and SOF's business operational system. Subsequently, in June 2025, based on deed of assignment between Netsol Tech with Netsol Ascent Middle East Computer Equipment Trading LLC. ("Netsol"), OTO, and SOF, NetsolTech assign the agreement together with all of the NetsolTech's rights, title, and obligations therein to Netsol. Based on the agreement, NetSol is required to deliver consultation services, development, licensing and implementation of the system to OTO dan SOF. Accordingly, NetSol is entitled for the service fee and OTO and SOF are obliged to pay the service fee.

44. PERJANJIAN KERJASAMA, KONTRAK DAN KOMITMEN YANG SIGNIFIKAN (lanjutan)

e. Komitmen signifikan lainnya

Bank menyewa kantor dengan perjanjian sewa yang tidak dapat dibatalkan. Masa sewa antara 5 – 11 tahun dengan mayoritas perjanjian jasa dapat diperbarui pada akhir periode dengan harga pasar. Bank diharuskan memberitahukan enam bulan lebih awal apabila berniat mengakhiri perjanjian sewa. Beban terkait transaksi sewa yang dibebankan pada laba rugi selama periode berjalan diungkapkan dalam Catatan 32 dan 37.

Berikut ini adalah pihak-pihak yang mengadakan perjanjian sewa dengan Bank:

Pihak dalam perjanjian/ *Counterparties*	Item yang disewa/ *Leased items*	Periode perjanjian/ *Period of agreement*
PT Bahana Semesta Citra Nusantara	Ruang Kantor/*Office Space*	5 Oktober/*October* 2015 – 14 Juni/*June* 2032

Jumlah pembayaran sewa minimum di masa depan dalam perjanjian sewa yang tidak dapat dibatalkan adalah sebagai berikut:

	31 Desember/*December*		
	2025	2024	
Kurang dari 1 tahun	13,671	-	*Less than 1 year*
Lebih dari 1 - 5 tahun	243,694	293,201	*More than 1 - 5 years*
Lebih dari 5 tahun	8,192	8,196	*More than 5 years*
	265,557	301,397	

44. *SIGNIFICANT AGREEMENTS, CONTRACTS AND COMMITMENTS (continued)*

e. *Other significant commitment*

The Bank leases offices under non-cancellable lease agreements. The lease terms are between 5 – 11 years, and the majority of lease agreements are renewable at the end of the lease period at the market rate. The Bank is required to give a six-month notice for the termination of these agreements. The expenses related with lease transactions charged to the profit or loss during the period was disclosed in Notes 32 and 37.

The following are counterparties of the Bank's lease commitments:

The future aggregate minimum lease payments under non-cancellable leases were as follows:

45. MANAJEMEN RISIKO

Kerangka manajemen risiko

Grup mengutamakan penerapan manajemen risiko baik pada Bank dan Entitas Anak. Bank memiliki segmen yang lengkap mulai dari segmen pinjaman dengan plafon kecil di BTPN Syariah, Digital, Pensiun, *Micro Business*, SME, Komersial sampai dengan Korporasi serta piutang pembiayaan dari entitas anak lembaga pembiayaan. Dalam hal konsentrasi portofolio, segmen Korporasi menjadi portofolio terbesar yaitu di kisaran 64% pada posisi 31 Desember 2025 dan 61% pada posisi 31 Desember 2024 diikuti oleh segmen Pensiunan di kisaran 13% pada posisi 31 Desember 2025 (31 Desember 2024: 14%).

Pengembangan manajemen risiko keuangan di Grup berpedoman pada peraturan OJK yang mengatur penerapan manajemen risiko bagi bank umum yang beroperasi di Indonesia.

45. *RISK MANAGEMENT*

Risk management framework

The Group focuses on the risk management implementation for the Bank and Subsidiaries. The Bank has complete segments starting from loans with small limit at BTPN Syariah, Digital, Pension, Micro Business, SME, Commercial up to Corporate segment, as well as financing receivables from multifinance subsidiaries. In term of portfolio concentration, Corporate segment is the largest portfolio at around 64% as of 31 December 2025 and 61% as of 31 December 2024 followed by Pensioners segment at around 13% as of 31 December 2025 (31 December 2024: 14%).

Financial risk management development in the Group is guided by OJK regulations which govern risk management implementation by commercial banks operating in Indonesia.

45. MANAJEMEN RISIKO (lanjutan)

Kerangka manajemen risiko (lanjutan)

Kerangka manajemen risiko Grup diimplementasikan melalui kebijakan-kebijakan, prosedur, limit-limit transaksi dan kewenangan, toleransi risiko serta perangkat manajemen risiko. Grup melakukan pengembangan manajemen risiko secara berkesinambungan sesuai dengan meningkatnya kompleksitas bisnis dan perkembangan organisasi, strategi dan manajemen sistem informasi.

Penerapan manajemen risiko mencakup:
- Pengawasan aktif Direksi dan Dewan Komisaris
- Kecukupan kebijakan dan prosedur manajemen risiko, serta penetapan limit risiko
- Kecukupan proses identifikasi, pengukuran, pemantauan dan pengendalian risiko serta sistem informasi manajemen risiko
- Sistem pengendalian internal yang menyeluruh

Organisasi manajemen risiko Grup melibatkan pengawasan dari Direksi dan Dewan Komisaris. Grup telah membentuk Komite Pemantau Risiko sebagai pengawas tertinggi di tingkat komisaris dan Komite Manajemen Risiko dan/atau Komite Manajemen Risiko Non Keuangan di tingkat direksi yang merupakan bagian yang sangat penting dalam pengendalian risiko, sebagai unit kontrol yang memantau seluruh risiko yang terdapat pada kegiatan operasional Grup.

Risiko yang timbul dari instrumen keuangan Grup adalah risiko keuangan, termasuk diantaranya adalah risiko kredit dan pembiayaan, risiko likuiditas, risiko pasar dan risiko operasional.

Entitas Anak telah menerapkan manajemen risiko, antara lain dengan membentuk unit risiko pada Entitas Anak. Manajemen risiko pada Entitas Anak secara operasional dilakukan terpisah dari unit bisnis dan menjalankan fungsinya secara independen.

Disamping itu, Dewan Komisaris dan Direksi pada Entitas Anak secara aktif juga melakukan pemantauan, dan evaluasi terhadap pengendalian internal melalui laporan-laporan untuk digunakan sebagai dasar untuk merumuskan dan mengembangkan kebijakan yang tepat pada Entitas Anak.

Bank selaku Entitas Utama telah menerapkan manajemen risiko konsolidasian sesuai ketentuan OJK. Penerapan manajemen risiko konsolidasian antara lain mencakup laporan perhitungan Kecukupan Penyediaan Modal Minimum (KPMM) konsolidasian, Batas Maksimum Pemberian Kredit (BMPK) konsolidasian, laporan Profil Risiko konsolidasian, Tingkat Kesehatan Bank (*Risk-Based Bank Rating*) konsolidasian dan *Internal Capital Adequacy Assessment Process* (ICAAP) konsolidasian.

45. RISK MANAGEMENT (continued)

***Risk management framework** (continued)*

The Group's risk management framework is implemented through policies, procedures, transactions and authorisation limits, risk tolerance as well as risk management tools. The Group carries out continuous risk management development in line with the increasing business complexity and the development organisation, strategies and management information systems.

The implementation of risk management covers:
- *Active supervision from Board of Directors and Board of Commissioners*
- *Sufficient policies and risk management procedures, and limit sets*
- *Sufficient process of identification, measurement, risk oversight and control and risk management information*
- *Overall internal control system*

The risk management organization of the Group involves the oversight from the Board of Directors and Board of Commissioners. The Group has established Risk Monitoring Committee as the highest risk authority in the commissioner level and Risk Management Committee and/or Non-Financial Management Risk Committee at the director level, which constitutes a crucial element in risk control, as a control unit to monitor all of the risks in the Group's operating activities.

The risks arising from the Group's financial instruments are financial risks, which include credit and financing risk, liquidity risk, market risk and operational risk.

Subsidiary has implemented risk management, among others by establishing a risk unit in Subsidiary. Risk management in Subsidiary is operating separately from the business unit and conducting its function independently.

In addition, the Subsidiary's Board of Commissioners and Board of Directors actively monitor and evaluate the internal controls, through the reports, as a basis in formulating and developing appropriate policies for the Subsidiary.

As the Lead Entity, the Bank has implemented consolidated risk management in accordance with OJK regulation. The Implementation of consolidated risk management among others include report of consolidated minimum Capital Adequacy Ratio (CAR), Legal Lending Limit (LLL), risk profile, Risk-Based Bank Rating and Internal Capital Adequacy Assessment Process (ICAAP).

45. MANAJEMEN RISIKO (lanjutan)

Kerangka manajemen risiko (lanjutan)

Sehubungan dengan aksi korporasi yang telah dilakukan Bank pada tahun 2024 dengan mengakuisisi 2 Perusahaan *Multi Finance* yaitu PT Oto Multiartha ("OTO") dan PT Summit Oto Finance ("SOF") sebagai entitas anak, Bank telah memperoleh persetujuan dari regulator untuk pelaksanaan Konglomerasi Keuangan dimana Bank SMBC Indonesia ditunjuk sebagai Entitas Utama.

Sebagai Entitas Utama, Bank SMBC Indonesia menerapkan Manajemen Risiko dan Permodalan Terintegrasi sesuai dengan peraturan yang berlaku. Bank SMBC Indonesia bersama-sama dengan Entitas Anak juga telah membentuk Komite Manajemen Risiko Terintegrasi yang mempunyai tanggung jawab untuk memberikan rekomendasi kepada Direksi di Entitas Utama mengenai hal-hal yang berkaitan dengan penerapan Manajemen Risiko Terintegrasi, termasuk penetapan dan penyempurnaan Kebijakan, Strategi dan Kerangka Kerja Manajemen Risiko yang relevan.

Risiko kredit

Risiko kredit adalah risiko kerugian keuangan yang timbul akibat kegagalan pihak lain dalam memenuhi kewajiban kepada Grup, termasuk Risiko Kredit akibat terkonsentrasinya penyediaan dana (Risiko Konsentrasi Kredit), Risiko Kredit akibat kegagalan pihak lawan (*counterparty credit risk*), Risiko Kredit akibat kegagalan *settlement* (*settlement risk*), dan Risiko Kredit akibat *country risk* (termasuk *transfer risk*). Risiko kredit terutama berasal dari pinjaman yang diberikan serta piutang pembiayaan dan/atau pembiayaan syariah.

Grup juga terekspos risiko kredit yang muncul dari investasi pada efek-efek utang.

Dalam hal Bank menyediakan bank garansi kepada nasabah yang mengharuskan Bank melakukan pembayaran untuk kepentingan nasabah, maka Bank menghadapi risiko yang sama dengan kredit yang diberikan kepada nasabah dan risiko tersebut juga dimitigasi dengan kebijakan dan prosedur yang sama

Grup melakukan kaji ulang atas kebijakan kredit secara periodik terutama jika terdapat perubahan kondisi perekonomian, perubahan peraturan dan/atau pendekatan bisnis.

Batas pemberian kredit ditetapkan dan ditelaah mengikuti perubahan pada kondisi pasar dan ekonomi. Penelaahan kredit secara periodik dan penilaian atas kemungkinan wanprestasi juga dilakukan. Proses persetujuan kredit dilakukan melalui komite kredit dan kewenangan memutus kredit sebagaimana ditetapkan.

***45. RISK MANAGEMENT** (continued)*

***Risk management framework** (continued)*

In relation with the corporate action that have been carried out by the Bank in 2024 by acquiring 2 Multi Finance Companies, namely PT Oto Multiartha ("OTO") and PT Summit Oto Finance ("SOF") as subsidiaries, the Bank have obtained approval from regulatory to implement Financial Conglomeration with Bank SMBC Indonesia appointed as the Lead Entity.

As Lead Entity, Bank SMBC Indonesia is implementing Integrated Risk and Capital Management in accordance with applicable regulation. Bank SMBC Indonesia together with Subsidiaries have also established Integrated Risk Management Committee which have the responsibilities to provide recommendation to Board of Directors in Lead Entity on matters related to the implementation of Integrated Risk Management, including establishment and enhancement of relevant Risk Management Policy, Strategy and Framework.

Credit risk

Credit risk is the risk of financial loss, from the failure of other parties to fulfill their obligations to the Group, including Credit Risk due to the concentration of funding provision (Credit Concentration Risk), Credit Risk due to counterparty failure (counterparty credit risk), Credit Risk due to settlement failure (settlement risk), and Credit Risk due to country risk (including transfer risk). Credit risk arises mainly from loans and financing receivables and/or sharia financing.

The Group is also exposed to credit risks arising from investment in debt securities.

The Bank also provides bank guarantee to its customers which require the Bank to make payments for customer interests. This causes the Bank to face the same risks as the loans granted and these risks are also mitigated by the same policies and procedures.

The Group reviews the credit policies periodically, especially if there are any changes in market conditions, changes in regulations and/or business approach.

Lending limits are set and reviewed in the light of changing market and economic conditions. Periodic credit reviews and assessments of probability of default are also conducted. Credit approval is processed by credit committee and credit authority as determined.

45. MANAJEMEN RISIKO (lanjutan)

Risiko kredit (lanjutan)

(i) Manajemen risiko kredit

Grup mengelola dan mengawasi secara aktif kualitas portofolio pinjaman yang diberikan dengan cara menerapkan kebijakan manajemen risiko kredit dan pembiayaan secara efektif, serta melakukan penyempurnaan prosedur dan pengembangan sistem.

Sistem Informasi Manajemen telah tersedia dan akan terus dikembangkan serta telah mencakup tingkat yang cukup rinci untuk mendeteksi setiap perkembangan yang kurang baik sedini mungkin sehingga memungkinkan dilakukannya tindakan yang tepat waktu untuk mengatasi kemungkinan penurunan kualitas kredit atau untuk meminimalisasi kerugian kredit.

Agunan

Bank menerapkan berbagai kebijakan dan praktik untuk memitigasi risiko kredit, Bank menerapkan berbagai panduan atas jenis-jenis agunan yang dapat diterima dalam rangka memitigasi risiko kredit. Jenis-jenis agunan atas pinjaman yang diberikan antara lain adalah:

- Kas/deposito
- Tanah dan/atau Bangunan
- SBLC
- Kendaraan
- Peralatan (termasuk mesin dan alat berat)
- Persediaan
- Piutang

Untuk kredit korporasi, Bank mendapatkan jaminan dalam bentuk *standby letters of credit* dari bank afiliasi untuk membatasi risiko kredit bank.

Selain agunan yang disebutkan di atas, Bank juga menerima agunan lainnya yang terdiri dari jaminan yang diterima dari perusahaan induk debitur, penjaminan kredit korporasi dan entitas publik lainnya, lembaga keuangan dan perusahaan lain serta jaminan berupa efek-efek.

Porsi kredit yang diberikan yang mendapatkan manfaat dari agunan secara parsial atau penuh diungkapkan pada Catatan 49.

***45. RISK MANAGEMENT** (continued)*

***Credit risk** (continued)*

(i) Credit risk management

The Group actively manages and monitors the loan portfolio quality by implementation of credit and financing risk management policies effectively, improving procedures and systems development.

Management Information Systems (MIS) are in place and continously developed and have covered sufficient level of detail to detect any adverse development at an early stage, allowing timely measurement to be taken to counteract any possible deterioration in credit quality or to minimise credit losses.

Collaterals

The Bank employs a range of policies and practices to mitigate credit risk. The Bank implements guidelines on the acceptability of specific classes of collateral to mitigate credit risk. The collateral types for loans are as follows:

- *Cash/Time deposits*
- *Lands and/or Buildings*
- *SBLC*
- *Vehicles*
- *Equipment (including machines and heavy equipment)*
- *Inventories*
- *Accounts receivable*

For corporate loans, the Bank received collateral in the form of standby letters of credit from controlling banks to restrict the Bank's credit risk.

In addition to the collateral mentioned above, the Bank also accept other collaterals mainly consists of guarantees received from the parent company of the debtor, corporate credit guarantees and other public entities, financial institutions and other companies as well as collateral in the form of securities.

The portion of loans that benefits from such partial or full collateralization was disclosed in Note 49.

45. MANAJEMEN RISIKO (lanjutan)

Risiko kredit (lanjutan)

(ii) Eksposur maksimum risiko kredit (tanpa memperhitungkan agunan dan perlindungan kredit lainnya)

Untuk aset keuangan yang diakui di laporan posisi keuangan konsolidasian, eksposur maksimum terhadap risiko kredit sama dengan nilai tercatatnya. Untuk bank garansi dan *irrevocable L/C* yang diterbitkan, eksposur maksimum terhadap risiko kredit adalah nilai yang harus dibayarkan oleh Bank jika kewajiban atas bank garansi dan *irrevocable L/C* yang diterbitkan terjadi. Untuk komitmen kredit, eksposur maksimum atas risiko kredit adalah sebesar jumlah komitmen fasilitas kredit (*committed*) yang belum digunakan oleh nasabah.

Tabel berikut menyajikan eksposur maksimum Grup terhadap risiko kredit untuk instrumen keuangan pada laporan posisi keuangan konsolidasian dan rekening administratif, tanpa memperhitungkan agunan yang dimiliki atau perlindungan kredit lainnya:

***45. RISK MANAGEMENT** (continued)*

***Credit risk** (continued)*

(ii) Maximum exposure to credit risk (without taking into account collateral held or other credit enhancements)

For financial assets recognized in the consolidated statement of financial position, the maximum exposure to credit risk is equal to its carrying value. For bank guarantees and irrevocable L/C issued, maximum exposure to credit risk is the value that must be paid by the Bank if the liabilities on the bank guarantee and irrevocable L/C issued has been occurred. For credit commitments, the maximum exposure to credit risk is equal to the amount of committed credit facilities that have not been used by customers.

The following table presents the Group's maximum exposure to credit risk of financial instruments in the consolidated statement of financial position and off-balance sheet accounts, without taking into account any collateral held or other credit enhancements:

	31 Desember/*December*		
	2025	**2024**	
Giro pada Bank Indonesia	7,915,463	9,443,461	*Current accounts with Bank Indonesia*
Giro pada bank-bank lain	1,306,871	1,034,964	*Current accounts with other banks*
Penempatan pada Bank Indonesia dan bank-bank lain	14,922,827	12,695,156	*Placements with Bank Indonesia and other banks*
Efek-efek	25,934,873	28,174,357	*Securities*
Efek-efek yang dibeli dengan janji dijual kembali (*reverse repo*)	1,684,697	468,782	*Securities purchased under resale agreements (reverse repo)*
Tagihan derivatif	1,280,872	1,748,125	*Derivative receivables*
Tagihan akseptasi	3,792,186	3,317,541	*Acceptance receivables*
Pinjaman yang diberikan dan pembiayaan/piutang syariah - bersih			*Loans and sharia financing/ receivables - net*
- Korporasi	99,011,692	91,349,890	*Corporates -*
- Pensiunan	19,883,350	21,782,822	*Pensioners -*
- Usaha Mikro Kecil dan Menengah ("UMKM")	14,591,630	15,265,130	*Micro Small and Medium - Enterprises ("MSME")*
- Pembiayaan/piutang syariah	9,471,283	9,247,485	*Sharia financing/receivables -*
- Lainnya	8,537,354	8,403,988	*Others -*
- Pendapatan bunga/marjin yang masih akan diterima	814,384	762,335	*Accrued interest/margin income -*
Piutang pembiayaan	26,732,730	27,461,692	*Financing receivables*
Penyertaan saham	26,572	75,285	*Investment in shares*
Aset lain-lain	1,254,496	626,819	*Other assets*
	237,161,280	231,857,832	
Komitmen dan kontinjensi dengan risiko kredit:			*Commitments and contingencies with credit risk:*
Garansi yang diberikan	7,206,420	7,715,450	*Guarantees provided*
Fasilitas kredit kepada nasabah yang belum digunakan - *committed*	14,297,829	11,762,750	*Unused credit facilities to customers - committed*
Letters of credit yang tidak dapat dibatalkan	1,639,627	1,582,162	*Irrevocable letters of credit*

45. MANAJEMEN RISIKO (lanjutan)

Risiko kredit (lanjutan)

(ii) Eksposur maksimum risiko kredit (tanpa memperhitungkan agunan dan perlindungan kredit lainnya) (lanjutan)

Tabel di bawah ini menunjukkan eksposur maksimum neto atas risiko kredit untuk efek-efek yang dibeli dengan janji dijual kembali (*reverse repo*) pada tanggal 31 Desember 2025 dan 2024:

Keterangan	31 Desember/*December* 2025 Eksposur maksimum / *Maximum exposure*	Agunan/ *Collateral*	Eksposur neto/ *Net exposure*	*Description*
Efek-efek yang dibeli dengan janji dijual kembali (*reverse repo*)	1,684,697	(1,722,349)	-	*Securities purchased under resale agreements (reverse repo)*

Keterangan	31 Desember/*December* 2024 Eksposur maksimum / *Maximum exposure*	Agunan/ *Collateral*	Eksposur neto/ *Net exposure*	*Description*
Efek-efek yang dibeli dengan janji dijual kembali (*reverse repo*)	468,187	(487,678)	-	*Securities purchased under resale agreements (reverse repo)*

(iii) Konsentrasi risiko aset keuangan dengan eksposur risiko kredit

Grup mengelola dan mengendalikan konsentrasi risiko kredit dimanapun risiko tersebut teridentifikasi - secara khusus, terhadap debitur individu dan kelompok, dan industri serta sektor geografis.

Dalam pengelolaan dan pengendalian risiko konsentrasi tersebut, Grup menetapkan batas jumlah risiko konsentrasi yang dapat diterima untuk satu debitur atau kelompok debitur.

***45. RISK MANAGEMENT** (continued)*

***Credit risk** (continued)*

(ii) Maximum exposure to credit risk (without taking into account collateral held or other credit enhancements) (continued)

The table below shows the net maximum exposure to credit risk on securities purchased under resale agreements (reverse repo) on 31 December 2025 and 2024:

(iii) Concentration of risks of financial assets with credit risk exposure

The Group manages and controls concentrations of credit risk wherever they are identified - in particular, to individual and group counterparties, and to industries and geographical sectors.

In managing and controlling concentration risk, the Group sets limits of concentration risk that can be accepted for one debtor or group of debtors.

45. MANAJEMEN RISIKO (lanjutan)

45. RISK MANAGEMENT (continued)

Risiko kredit (lanjutan)

***Credit risk** (continued)*

(iii) Konsentrasi risiko aset keuangan dengan eksposur risiko kredit (lanjutan)

(iii) Concentration of risks of financial assets with credit risk exposure (continued)

Konsentrasi risiko kredit berdasarkan sektor geografis adalah sebagai berikut:

Credit risk concentration by geographical sectors was as follows:

	31 Desember/*December 2025*					
	Jawa/*Java**	Sumatera	Bali dan/*and* Nusa Tenggara	Kalimantan dan/*and* Sulawesi	Jumlah/ *Total*	
Giro pada Bank Indonesia	7,915,463	-	-	-	7,915,463	*Current accounts with Bank Indonesia*
Giro pada bank-bank lain	1,304,754	267	60	1,790	1,306,871	*Current accounts with other banks*
Penempatan pada Bank Indonesia dan bank-bank lain	14,922,827	-	-	-	14,922,827	*Placements with Bank Indonesia and other banks*
Efek-efek	25,934,873	-	-	-	25,934,873	*Securities*
Efek-efek yang dibeli dengan janji dijual kembali (*reverse repo*)	1,684,697	-	-	-	1,684,697	*Securities purchased under resale agreements (reverse repo)*
Tagihan derivatif	1,280,872	-	-	-	1,280,872	*Derivative receivables*
Tagihan akseptasi	3,792,186	-	-	-	3,792,186	*Acceptance receivables*
Pinjaman yang diberikan dan pembiayaan/piutang syariah – bersih	131,308,508	11,555,810	2,202,776	7,242,599	152,309,693	*Loans and sharia financing/ receivables - net*
Piutang pembiayaan - bersih	10,398,835	7,945,611	1,296,381	7,091,903	26,732,730	*Financing receivables - net*
Penyertaan saham	26,572	-	-	-	26,572	*Investment in shares*
Aset lain-lain - bersih	1,194,599	25,610	2,395	31,892	1,254,496	*Other assets- net*
	199,764,186	19,527,298	3,501,612	14,368,184	237,161,280	
Komitmen dan kontinjensi dengan risiko kredit:						*Commitments and contingencies with credit risk:*
Garansi yang diterbitkan	7,206,420	-	-	-	7,206,420	*Guarantees issued*
Fasilitas kredit kepada nasabah yang belum digunakan - *committed*	13,677,629	620,200	-	-	14,297,829	*Unused credit facilities to customers - committed*
Letters of credit yang tidak dapat dibatalkan	1,639,627	-	-	-	1,639,627	*Irrevocable letters of credit*

	31 Desember/*December 2024*					
	Jawa/*Java**	Sumatera	Bali dan/*and* Nusa Tenggara	Kalimantan dan/*and* Sulawesi	Jumlah/ *Total*	
Giro pada Bank Indonesia	9,443,461	-	-	-	9,443,461	*Current accounts with Bank Indonesia*
Giro pada bank-bank lain	1,034,135	676	60	93	1,034,964	*Current accounts with other banks*
Penempatan pada Bank Indonesia dan bank-bank lain	12,695,156	-	-	-	12,695,156	*Placements with Bank Indonesia and other banks*
Efek-efek	28,174,357	-	-	-	28,174,357	*Securities*
Efek-efek yang dibeli dengan janji dijual kembali (*reverse repo*)	468,782	-	-	-	468,782	*Securities purchased under resale agreements (reverse repo)*
Tagihan derivatif	1,748,125	-	-	-	1,748,125	*Derivative receivables*
Tagihan akseptasi	3,317,541	-	-	-	3,317,541	*Acceptance receivables*
Pinjaman yang diberikan dan pembiayaan/piutang syariah – bersih	125,164,955	11,509,767	2,346,032	7,790,896	146,811,650	*Loans and sharia financing/ receivables - net*
Piutang pembiayaan - bersih	13,077,145	6,944,576	1,177,917	6,262,054	27,461,692	*Financing receivables - net*
Penyertaan saham	75,263	8	-	14	75,285	*Investment in shares*
Aset lain-lain - bersih	595,430	12,473	1,699	17,217	626,819	*Other assets- net*
	195,794,350	18,467,500	3,525,708	14,070,274	231,857,832	
Komitmen dan kontinjensi dengan risiko kredit:						*Commitments and contingencies with credit risk:*
Garansi yang diterbitkan	7,715,450	-	-	-	7,715,450	*Guarantees issued*
Fasilitas kredit kepada nasabah yang belum digunakan - *committed*	11,253,895	406,860	-	101,995	11,762,750	*Unused credit facilities to customers - committed*
Letters of credit yang tidak dapat dibatalkan	1,582,162	-	-	-	1,582,162	*Irrevocable letters of credit*

*) Termasuk Kantor Pusat

*) *Including Head Office*

45. MANAJEMEN RISIKO (lanjutan)

45. *RISK MANAGEMENT (continued)*

Risiko kredit (lanjutan)

***Credit risk** (continued)*

(iii) Konsentrasi risiko aset keuangan dengan eksposur risiko kredit (lanjutan)

(iii) Concentration of risks of financial assets with credit risk exposure (continued)

Konsentrasi risiko kredit berdasarkan sektor industri adalah sebagai berikut:

Credit risk concentration by industry sectors was as follows:

	31 Desember/*December* 2025							
	Pemerintah/ *Government*	Lembaga keuangan/ *Financial institution*	Perdagangan/ *Trading*	Jasa/ *Business services*	Perindustrian/ *Manufacturing*	Lain-lain/ *Others*	Jumlah/ *Total*	
Giro pada Bank Indonesia	7,915,463	-	-	-	-	-	7,915,463	*Current accounts with Bank Indonesia*
Giro pada bank-bank lain	-	1,306,871	-	-	-	-	1,306,871	*Current accounts with other banks*
Penempatan pada Bank Indonesia dan bank-bank lain	12,515,447	2,407,380	-	-	-	-	14,922,827	*Placements with Bank Indonesia and other banks*
Efek-efek	22,358,541	1,798,005	1,433,069	-	345,258	-	25,934,873	*Securities*
Efek-efek yang dibeli dengan janji dijual kembali (*reverse repo*)	-	1,684,697	-	-	-	-	1,684,697	*Securities purchased under resale agreements (reverse repo)*
Tagihan derivatif	-	1,191,843	9,227	36,308	43,494	-	1,280,872	*Derivative receivables*
Tagihan akseptasi	-	-	3,792,186	-	-	-	3,792,186	*Acceptance receivables*
Pinjaman yang diberikan dan pembiayaan/ piutang syariah - bersih	-	20,002,083	22,590,204	29,551,365	40,633,744	39,532,297	152,309,693	*Loans and sharia financing/receivables - net*
Piutang pembiayaan - bersih	-	-	-	-	-	26,732,730	26,732,730	*Financing receivables – net*
Penyertaan saham	-	26,572	-	-	-	-	26,572	*Investment in shares*
Aset lain-lain	1,823	34,563	276,635	-	-	941,475	1,254,496	*Other assets*
	42,791,274	28,452,014	28,101,321	29,587,673	41,022,496	67,206,502	237,161,280	
Komitmen dan kontinjensi dengan risiko kredit:								*Commitments and contingencies with credit risk:*
Garansi yang diterbitkan	-	-	7,206,420	-	-	-	7,206,420	*Guarantees issued*
Fasilitas kredit kepada nasabah yang belum digunakan - *committed*	-	2,105,053	1,684,343	5,103,900	1,611,062	3,793,471	14,297,829	*Unused credit facilities to customers – committed*
Letters of credit yang tidak dapat dibatalkan	-	-	1,639,627	-	-	-	1,639,627	*Irrevocable letters of credit*

	31 Desember/*December* 2024							
	Pemerintah/ *Government*	Lembaga keuangan/ *Financial institution*	Perdagangan/ *Trading*	Jasa/ *Business services*	Perindustrian/ *Manufacturing*	Lain-lain/ *Others*	Jumlah/ *Total*	
Giro pada Bank Indonesia	9,443,461	-	-	-	-	-	9,443,461	*Current accounts with Bank Indonesia*
Giro pada bank-bank lain	-	1,034,964	-	-	-	-	1,034,964	*Current accounts with other banks*
Penempatan pada Bank Indonesia dan bank-bank lain	9,188,205	3,506,951	-	-	-	-	12,695,156	*Placements with Bank Indonesia and other banks*
Efek-efek	25,969,583	1,900,866	-	784	303,124	-	28,174,357	*Securities*
Efek-efek yang dibeli dengan janji dijual kembali (*reverse repo*)	-	468,782	-	-	-	-	468,782	*Securities purchased under resale agreements (reverse repo)*
Tagihan derivatif	-	1,714,451	987	379	32,308	-	1,748,125	*Derivative receivables*
Tagihan akseptasi	-	-	3,317,541	-	-	-	3,317,541	*Acceptance receivables*
Pinjaman yang diberikan dan pembiayaan/ piutang syariah - bersih	-	19,029,077	21,930,556	32,442,142	30,176,855	43,233,020	146,811,650	*Loans and sharia financing/receivables - net*
Piutang pembiayaan - bersih	-	-	-	-	-	27,461,692	27,461,692	*Financing receivables – net*
Penyertaan saham	-	75,285	-	-	-	-	75,285	*Investment in shares*
Aset lain-lain	686	11,668	-	-	-	614,465	626,819	*Other assets*
	44,601,935	27,742,044	25,249,084	32,443,305	30,512,287	71,309,177	231,857,832	
Komitmen dan kontinjensi dengan risiko kredit:								*Commitments and contingencies with credit risk:*
Garansi yang diterbitkan	-	-	7,715,450	-	-	-	7,715,450	*Guarantees issued*
Fasilitas kredit kepada nasabah yang belum digunakan - *committed*	-	967,450	726,074	3,339,868	1,754,451	4,974,907	11,762,750	*Unused credit facilities to customers – committed*
Letters of credit yang tidak dapat dibatalkan	-	-	1,582,162	-	-	-	1,582,162	*Irrevocable letters of credit*

45. MANAJEMEN RISIKO (lanjutan)

Risiko kredit (lanjutan)

(iii) Konsentrasi risiko aset keuangan dengan eksposur risiko kredit (lanjutan)

Konsentrasi risiko kredit berdasarkan jenis kredit atau pembiayaan, mata uang, sektor ekonomi dan hubungan dengan debitur diungkapkan pada Catatan 12 dan Catatan 13.

(iv) Kualitas kredit aset keuangan

Proses penentuan kualitas kredit Bank mengacu pada kolektibilitas sesuai peraturan OJK.

Segmen korporasi

Untuk segmen korporasi, kualitas kredit dikelola oleh Bank dengan menggunakan peringkat kredit internal. Bank menentukan peringkat suatu debitur dengan terlebih dahulu menetapkan peringkat keuangan (*financial grade*) dengan menggunakan model peringkat dari aspek keuangan dan data yang diperoleh dari laporan keuangan debitur, termasuk kekayaan bersih dan arus kas. Peringkat keuangan ini kemudian disesuaikan dengan mempertimbangkan kondisi dari posisi keuangan debitur dan faktor kualitatif untuk menentukan peringkat debitur.

Faktor kualitatif terutama mencakup arus kas masa depan yang diharapkan dengan mempertimbangkan faktor-faktor seperti informasi kerugian historis, kesesuaian rencana bisnis debitur atau rencana perbaikan operasional, status perkembangan rencana bisnis dan dukungan menyeluruh dari lembaga keuangan.

Selain prosedur peringkat di atas, dalam hal debitur dianggap sebagai anak perusahaan yang dikonsolidasi oleh induk perusahaan di luar negeri, peringkat debitur bisa ditentukan dengan mengadopsi peringkat obligor berdasarkan peringkat kredit yang diberikan induk perusahaan Bank terhadap induk perusahaan tersebut. Peringkat debitur dan peringkat fasilitas ditelaah paling sedikit setahun sekali, atau bila diperlukan, ketika ada perubahan kredit.

Peringkat internal untuk segmen korporasi digolongkan sebagai berikut:

- Debitur *Grading* 1-3 memiliki kemampuan membayar kewajiban yang tinggi.
- Debitur *Grading* 4-6 tidak mengalami kesulitan pembayaran kewajiban, namun terdapat faktor bisnis atau ekonomi yang dapat menyebabkan masalah dalam pembayaran kewajiban.
- Debitur *Grading* 7A dan 7B memerlukan pemantauan khusus karena bisnis yang lesu/tidak stabil, atau masalah keuangan.
- Debitur *Grading* 7R atau lebih rendah merupakan debitur yang telah mengalami penurunan nilai (*default)*.

***45. RISK MANAGEMENT** (continued)*

***Credit risk** (continued)*

(iii) Concentration of risks of financial assets with credit risk exposure (continued)

The credit risk concentration by type of credit or financing, currency, economic sector and relationship with debtors is disclosed in Note 12 and Note 13.

(iv) Credit quality of financial assets

Process of determining the Bank's credit quality refers to collectability in accordance with the OJK regulations.

Corporate segment

For corporate segment, the quality of credit is managed by the Bank using internal credit ratings. The Bank determines the rating of a debtor by first determining the financial grade using a rating model from financial aspects and data obtained from the debtor's financial statements, including net worth and cash flows. This financial grade is then adjusted by considering the conditions of the debtor's financial position and qualitative factors to determine the grade of the debtor.

Qualitative factors mainly cover expected future cash flows with considering some factors such as historical loss information, conformity of the debtor's business plan or operational improvement plan, status of developments in the business plan and overall support from financial institutions.

In addition of grading procedure above, in the event that the debtor is considered as a subsidiary that is consolidated by a parent company abroad, the debtor's grading can be determined by adopting an obligor grading based on credit grading provided by the Bank's parent company. Debtor grading and facility grading are reviewed at least once a year, or if needed, when there are changes in credit.

Internal grading for corporate segment is categorized as follows:

- *Grading 1-3 debtors have very strong ability to pay their obligations.*
- *Grading 4-6 debtors do not experience difficulties to pay their obligations; however, there are business or economy factors that may cause difficulties to pay the obligations.*
- *Grading 7A and 7B debtors need special observation as they experience sluggish/unstable business, or financial issues.*
- *Grading 7R or lower debtors represent debtors which are credit-impaired (default).*

45. MANAJEMEN RISIKO (lanjutan)

Risiko kredit (lanjutan)

(iv) Kualitas kredit aset keuangan (lanjutan)

Pada tanggal 31 Desember 2025 dan 2024, nilai tercatat aset keuangan berdasarkan kualitas kredit adalah sebagai berikut:

45. RISK MANAGEMENT (continued)

***Credit risk** (continued)*

(iv) Credit quality of financial assets (continued)

As of 31 December 2025 and 2024, the carrying amount of financial assets based on credit quality was as follows:

	31 Desember/*December* 2025					
	Tahap 1/ *Stage 1*	**Tahap 2/ *Stage 2***	**Tahap 3/ *Stage 3***	**Syariah/ *Sharia***	**Jumlah/ *Total***	
Giro pada Bank Indonesia						*Current accounts with Bank Indonesia*
Grade 1-3	7,709,732	-	-	-	7,709,732	*Grade 1-3*
Tanpa peringkat	-	-	-	205,731	205,731	*Non-graded*
	7,709,732	-	-	205,731	7,915,463	
Giro pada bank-bank lain						*Current accounts with other banks*
Grade 1-3	489,152	-	-	-	489,152	*Grade 1-3*
Tanpa peringkat	816,070	-	-	1,730	817,800	*Non-graded*
	1,305,222	-	-	1,730	1,306,952	
Penempatan pada Bank Indonesia dan bank-bank lain						*Placement with Bank Indonesia and other banks*
Grade 1-3	12,868,486	525,000	-	-	13,393,486	*Grade 1-3*
Tanpa peringkat	-	-	-	1,529,410	1,529,410	*Non-graded*
	12,868,486	525,000	-	1,529,410	14,922,896	
Efek-efek						*Securities*
Grade 1-3	15,909,645	-	-	-	15,909,645	*Grade 1-3*
Tanpa peringkat	-	-	-	10,025,299	10,025,299	*Non-graded*
	15,909,645	-	-	10,025,299	25,934,944	
Efek-efek yang dibeli dengan janji dijual kembali (*reverse repo*)						*Securities purchased under resale agreements (reverse repo)*
Grade 1-3	1,684,697	-	-	-	1,684,697	*Grade 1-3*
Tagihan derivatif						*Derivative receivables*
Belum jatuh tempo	1,280,872	-	-	-	1,280,872	*Not yet overdue*
Pinjaman yang diberikan dan pembiayaan/piutang syariah:						*Loans and sharia financing/ receivables:*
Korporasi						***Corporates***
Grade 1-3	81,131,981	2,380,341	-	-	83,512,322	*Grade 1-3*
Grade 4-6	9,683,223	2,403,220	-	-	12,086,443	*Grade 4-6*
Default	-	-	4,550,161	-	4,550,161	*Default*
	90,815,204	4,783,561	4,550,161	-	100,148,926	
Non-korporasi						***Non-corporates***
Belum jatuh tempo	41,372,855	518	13,702	-	41,387,075	*Not yet overdue*
Telah jatuh tempo sampai dengan 90 hari	903,508	649,992	9,849	-	1,563,349	*Past due up to 90 days*
Telah jatuh tempo 91-120 hari	-	-	171,347	-	171,347	*Past due for 91-120 days*
Telah jatuh tempo 121-180 hari	-	-	340,152	-	340,152	*Past due for 121-180 days*
Telah jatuh tempo lebih dari 180 hari	-	-	1,047,235	-	1,047,235	*Past due more than 180 days*
	42,276,363	650,510	1,582,285	-	44,509,158	
Dipindahkan	133,091,567	5,434,071	6,132,446	-	144,658,084	*Carry forward*

45. MANAJEMEN RISIKO (lanjutan)

Risiko kredit (lanjutan)

(iv) Kualitas kredit aset keuangan (lanjutan)

Pada tanggal 31 Desember 2025 dan 2024, nilai tercatat aset keuangan berdasarkan kualitas kredit adalah sebagai berikut (lanjutan):

45. RISK MANAGEMENT (continued)

***Credit risk** (continued)*

(iv) Credit quality of financial assets (continued)

As of 31 December 2025 and 2024, the carrying amount of financial assets based on credit quality was as follows (continued):

	31 Desember/*December* 2025					
	Tahap 1/ *Stage 1*	**Tahap 2/ *Stage 2***	**Tahap 3/ *Stage 3***	**Syariah/ *Sharia***	**Jumlah/ *Total***	
Pinjaman yang diberikan dan pembiayaan/piutang syariah (lanjutan):						*Loans and sharia financing/receivables (continued):*
Pindahan	133,091,567	5,434,071	6,132,446	-	144,658,084	*Carried forward*
Syariah						***Sharia***
Belum jatuh tempo	-	-	-	9,924,477	9,924,477	*Not yet overdue*
Telah jatuh tempo tetapi tidak mengalami penurunan nilai 1-30 hari	-	-	-	52,857	52,857	*Past due but not impaired for 1-30 days*
Telah jatuh tempo tetapi tidak mengalami penurunan nilai 31-60 hari	-	-	-	54,969	54,969	*Past due but not impaired for 31-60 days*
Telah jatuh tempo tetapi tidak mengalami penurunan nilai 61-90 hari	-	-	-	52,125	52,125	*Past due but not impaired for 61-90 days*
Mengalami penurunan nilai	-	-	-	268,327	268,327	*Impaired*
	-	-	-	10,352,755	10,352,755	
Pendapatan bunga/marjin yang masih akan diterima	685,192	29,383	17,953	81,856	814,384	*Accrued interest/ margin income*
	133,776,759	5,463,454	6,150,399	10,434,611	155,825,223	
Piutang pembiayaan*						*Financing receivables**
Belum jatuh tempo	21,054,686	9,984	10,019	-	21,074,689	*Not yet overdue*
Telah jatuh tempo 1-30 hari	4,988,654	10,386	10,835	-	5,009,875	*Past due for 1-30 days*
Telah jatuh tempo 31-90 hari	-	565,002	5,723	-	570,725	*Past due for 31-90days*
Telah jatuh tempo 91-120 hari	-	-	214,116	-	214,116	*Past due for 91-120 days*
Telah jatuh tempo lebih dari 120 hari	-	-	3,507,625	-	3,507,625	*Past due more than 120 days*
	26,043,340	585,372	3,748,318	-	30,377,030	
Tagihan akseptasi						*Acceptance receivables*
Grade 1-3	3,346,851	-	-	-	3,346,851	*Grade 1-3*
Grade 4-6	46,113	400,264	-	-	446,377	*Grade 4-6*
Tanpa peringkat	230	-	-	-	230	*Non-graded*
	3,393,194	400,264	-	-	3,793,458	
Penyertaan saham						*Investment in shares*
Tanpa peringkat	26,572	-	-	-	26,572	*Non-graded*
Aset lain-lain						*Other assets*
Tanpa peringkat	1,087,391	-	142,849	24,256	1,254,496	*Non-graded*
	205,085,910	6,974,090	10,041,566	22,221,037	244,322,603	
Cadangan kerugian penurunan nilai	(901,095)	(256,030)	(5,122,726)	(881,472)	(7,161,323)	*Allowance for impairment losses*
	204,184,815	6,718,060	4,918,840	21,339,565	237,161,280	

*Termasuk kontrak yang direstrukturisasi pada tahap 3, dengan penyisihan kerugian penurunan nilai yang telah dilakukan secara penuh

Including restructured contracts in stage 3, that has been fully provided with allowance for impairment loss*

45. MANAJEMEN RISIKO (lanjutan)

Risiko kredit (lanjutan)

(iv) Kualitas kredit aset keuangan (lanjutan)

Pada tanggal 31 Desember 2025 dan 2024, nilai tercatat aset keuangan berdasarkan kualitas kredit adalah sebagai berikut (lanjutan):

45. RISK MANAGEMENT (continued)

***Credit risk** (continued)*

(iv) Credit quality of financial assets (continued)

As of 31 December 2025 and 2024, the carrying amount of financial assets based on credit quality was as follows (continued):

	31 Desember / *December* 2024					
	Tahap 1/ *Stage 1*	**Tahap 2/ *Stage 2***	**Tahap 3/ *Stage 3***	**Syariah/ *Sharia***	**Jumlah/ *Total***	
Giro pada Bank Indonesia						*Current accounts with Bank Indonesia*
Grade 1-3	8,774,132	-	-	-	8,774,132	*Grade 1-3*
Tanpa peringkat	-	-	-	669,329	669,329	*Non-graded*
	8,774,132	-	-	669,329	9,443,461	
Giro pada bank-bank lain						*Current accounts with other banks*
Grade 1-3	187,354	-	-	-	187,354	*Grade 1-3*
Tanpa peringkat	843,972	-	-	3,675	847,647	*Non-graded*
	1,031,326	-	-	3,675	1,035,001	
Penempatan pada Bank Indonesia dan bank-bank lain						*Placement with Bank Indonesia and other banks*
Grade 1-3	11,448,738	-	-	-	11,448,738	*Grade 1-3*
Tanpa peringkat	-	-	-	1,247,000	1,247,000	*Non-graded*
	11,448,738	-	-	1,247,000	12,695,738	
Efek-efek						*Securities*
Grade 1-3	19,378,421	-	-	-	19,378,421	*Grade 1-3*
Tanpa peringkat	-	-	-	8,796,529	8,796,529	*Non-graded*
	19,378,421	-	-	8,796,529	28,174,950	
Efek-efek yang dibeli dengan janji dijual kembali (*reverse repo*)						*Securities purchased under resale agreements (reverse repo)*
Grade 1-3	468,782	-	-	-	468,782	*Grade 1-3*
Tagihan derivatif						*Derivative receivables*
Belum jatuh tempo	1,748,125	-	-	-	1,748,125	*Not yet overdue*
Pinjaman yang diberikan dan pembiayaan/piutang syariah:						*Loans and sharia financing/ receivables:*
Korporasi						***Corporates***
Grade 1-3	75,253,160	997,138	-	-	76,250,298	*Grade 1-3*
Grade 4-6	8,748,996	2,309,162	-	-	11,058,158	*Grade 4-6*
Grade 7A-7B	-	806,253	-	-	806,253	*Grade 7A-7B*
Default	-	-	4,643,421	-	4,643,421	*Default*
	84,002,156	4,112,553	4,643,421	-	92,758,130	
Non-korporasi						***Non-corporates***
Belum jatuh tempo	44,202,211	121,246	64,960	-	44,388,417	*Not yet overdue*
Telah jatuh tempo sampai dengan 90 hari	733,170	660,519	9,504	-	1,403,193	*Past due up to 90 days*
Telah jatuh tempo 91-120 hari	-	-	142,570	-	142,570	*Past due for 91-120 days*
Telah jatuh tempo 121-180 hari	-	-	216,865	-	216,865	*Past due for 121-180 days*
Telah jatuh tempo lebih dari 180 hari	-	-	891,061	-	891,061	*Past due more than 180 days*
	44,935,381	781,765	1,324,960	-	47,042,106	
Dipindahkan	128,937,537	4,894,318	5,968,381	-	139,800,236	*Carry forward*

45. MANAJEMEN RISIKO (lanjutan)

Risiko kredit (lanjutan)

(iv) Kualitas kredit aset keuangan (lanjutan)

Pada tanggal 31 Desember 2025 dan 2024, nilai tercatat aset keuangan berdasarkan kualitas kredit adalah sebagai berikut (lanjutan):

45. RISK MANAGEMENT (continued)

***Credit risk** (continued)*

(iv) Credit quality of financial assets (continued)

As of 31 December 2025 and 2024, the carrying amount of financial assets based on credit quality was as follows (continued):

	31 Desember / *December* 2024					
	Tahap 1/ *Stage 1*	**Tahap 2/ *Stage 2***	**Tahap 3/ *Stage 3***	**Syariah/ *Sharia***	**Jumlah/ *Total***	
Pinjaman yang diberikan dan pembiayaan/piutang syariah (lanjutan):						*Loans and sharia financing/receivables (continued):*
Pindahan	128,937,537	4,894,318	5,968,381	-	139,800,236	*Carried forward*
Syariah						***Sharia***
Belum jatuh tempo	-	-	-	9,558,038	9,558,038	*Not yet overdue*
Telah jatuh tempo tetapi tidak mengalami penurunan nilai 1-30 hari	-	-	-	75,555	75,555	*Past due but not impaired for 1-30 days*
Telah jatuh tempo tetapi tidak mengalami penurunan nilai 31-60 hari	-	-	-	77,494	77,494	*Past due but not impaired for 31-60 days*
Telah jatuh tempo tetapi tidak mengalami penurunan nilai 61-90 hari	-	-	-	79,234	79,234	*Past due but not impaired for 61-90 days*
Mengalami penurunan nilai	-	-	-	381,438	381,438	*Impaired*
	-	-	-	10,171,759	10,171,759	
Pendapatan bunga/marjin yang masih akan diterima	582,947	36,223	41,018	102,147	762,335	*Accrued interest/ margin income*
	129,520,484	4,930,541	6,009,399	10,273,906	150,734,330	
Piutang pembiayaan						*Financing receivables*
Belum jatuh tempo	18,933,589	29,475	480,888	-	19,443,952	*Not yet overdue*
Telah jatuh tempo 1-30 hari	5,016,591	27,704	685,982	-	5,730,277	*Past due for 1-30 days*
Telah jatuh tempo 31-90 hari	-	796,936	1,481,085	-	2,278,021	*Past due for 31-90days*
Telah jatuh tempo 91-120 hari	-	-	726,730	-	726,730	*Past due for 91-120 days*
Telah jatuh tempo lebih dari 120 hari	-	-	1,253,642	-	1,253,642	*Past due more than 120 days*
	23,950,180	854,115	4,628,327	-	29,432,622	
Tagihan akseptasi						*Acceptance receivables*
Grade 1-3	2,617,607	-	-	-	2,617,607	*Grade 1-3*
Grade 4-6	71,410	645,290	-	-	716,700	*Grade 4-6*
Tanpa peringkat	312	-	-	-	312	*Non-graded*
	2,689,329	645,290	-	-	3,334,619	
Penyertaan saham						*Investment in shares*
Tanpa peringkat	75,285	-	-	-	75,285	*Non-graded*
Aset lain-lain						*Other assets*
Tanpa peringkat	455,927	-	157,658	13,234	626,819	*Non-graded*
	199,540,729	6,429,946	10,795,384	21,003,673	237,769,732	
Cadangan kerugian penurunan nilai	(983,317)	(383,386)	(3,620,923)	(924,274)	(5,911,900)	*Allowance for impairment losses*
	198,557,412	6,046,560	7,174,461	20,079,399	231,857,832	

*) Termasuk aset keuangan syariah dengan kualitas kredit lancar

*Include sharia financial assets with current credit quality *)*

45. MANAJEMEN RISIKO (lanjutan)

45. RISK MANAGEMENT (continued)

Risiko kredit (lanjutan)

***Credit risk** (continued)*

(iv) Kualitas kredit aset keuangan (lanjutan)

(iv) Credit quality of financial assets (continued)

Penjelasan mengenai Tahap 1, Tahap 2 dan Tahap 3 dapat dilihat pada Catatan 2i.

The explanation of Stage 1, Stage 2 and Stage 3 can be referred to Note 2i.

Perubahan pada penyisihan kerugian penurunan nilai berdasarkan jenis portofolio kredit/pembiayaan dan piutang pembiayaan adalah sebagai berikut:

Movement of the allowance for impairment losses by credit/financing and financing receivables portfolio types was as follows:

Tahun berakhir 31 Desember 2025/
Year ended 31 December 2025

	Pensiunan/ *Pension**	UMKM/ *MSME*	Korporasi/ *Corporate*	Syariah/ *Sharia*	Lainnya/ *Others*	Jumlah/ *Total*	
Saldo awal	197,345	923,436	1,408,239	924,274	2,440,316	5,893,610	*Beginning balance*
Penambahan	198,751	317,699	573,308	826,295	6,192,371	8,108,424	*Addition*
Penerimaan kembali	5,207	81,017	-	7,941	29,150	123,315	*Recovery*
Penghapusbukuan	(166,099)	(568,740)	(585,577)	(877,038)	(4,509,326)	(6,706,780)	*Write-off*
Kerugian modifikasi	-	-	(219,074)	-	-	(219,074)	*Modification loss*
Lainnya	-	-	(39,665)	-	-	(39,665)	*Others*
Saldo akhir	235,204	753,412	1,137,231	881,472	4,152,511	7,159,830	*Ending balance*

Tahun berakhir 31 Desember 2024/
Year ended 31 December 2024

	Pensiunan/ *Pension**	UMKM/ *MSME*	Korporasi/ *Corporate*	Syariah/ *Sharia*	Lainnya/ *Others*	Jumlah/ *Total*	
Saldo awal	212,329	891,829	2,122,909	1,213,916	177,064	4,618,047	*Beginning balance*
Penambahan dari akuisisi	-	-	-	-	1,693,663	1,693,663	*Addition due to acquisition*
Penambahan	76,945	245,277	75,679	1,359,766	2,118,286	3,875,953	*Addition*
Penerimaan kembali	5,390	12,895	-	24,979	14,886	58,150	*Recovery*
Penghapusbukuan	(97,319)	(226,565)	-	(1,674,387)	(1,563,583)	(3,561,854)	*Write-off*
Kerugian modifikasi	-	-	(774,532)	-	-	(774,532)	*Modification loss*
Lainnya	-	-	(15,817)	-	-	(15,817)	*Others*
Saldo akhir	197,345	923,436	1,408,239	924,274	2,440,316	5,893,610	*Ending balance*

*) Termasuk Kredit Pegawai Aktif

Include Active Employee Loan)*

Risiko likuiditas

Risiko likuiditas adalah risiko yang terjadi jika Grup tidak dapat memenuhi pembayaran kewajiban pada saat jatuh tempo, termasuk pencairan simpanan nasabah. Salah satu parameter yang digunakan adalah dengan menganalisa profil jatuh tempo dari sumber pendanaan yang pada umumnya berjangka pendek dan sebagian besar aset yang disalurkan dalam bentuk kredit dengan jangka waktu yang pada umumnya berjangka panjang. Terjadinya kesenjangan yang cukup besar akan dapat meningkatkan risiko likuiditas.

Dalam mengantisipasi potensi tekanan likuiditas yang mungkin terjadi, Grup telah mempersiapkan strategi pendanaan dan cadangan likuiditas yang memadai yang disesuaikan dengan kebutuhan operasional dan profil likuiditas agar selalu memenuhi regulasi terkait.

Liquidity risk

Liquidity risk is the risk that the Group is unable to meet their payment obligations as they fall due, including withdrawal of customer deposits. One of the parameters used is by analysing the maturity profile from the funding sources, which are usually short term, while most of the assets which were distributed in the form of loans, are usually long-term. A relatively wide gap can increase liquidity risk.

In anticipating potential liquidity pressures that may occur, the Group has prepared the funding strategy and adequate liquidity reserves which are adjusted to the operational needs and the liquidity profile in order to always comply with the relevant regulations.

45. MANAJEMEN RISIKO (lanjutan)

45. RISK MANAGEMENT (continued)

Risiko likuiditas (lanjutan)

Profil jatuh tempo diproyeksikan atas jangka waktu yang tersisa berdasarkan tanggal kontraktual aset dan liabilitas tertentu. Secara historis, sebagian besar dari simpanan diperpanjang pada saat jatuh tempo yang dipengaruhi oleh perilaku nasabah dan tingkat kepercayaan terhadap Grup. Untuk mengelola risiko likuiditas atas kondisi tersebut, maka Grup menetapkan strategi yang sesuai dan jumlah kas dan aset likuid yang perlu dimiliki, yang dapat dicairkan atau dijadikan jaminan jika ada kebutuhan likuiditas yang mendesak.

Tabel berikut ini menyajikan rincian sisa periode sampai dengan tanggal jatuh tempo aset keuangan (sebelum cadangan kerugian penurunan nilai) dan liabilitas keuangan.

***Liquidity risk** (continued)*

This maturity profile is projected based on the remaining period to the contractual maturity date of assets and liabilities. Historically, a significant portion of deposits are rolled-over on the maturity date which is affected by customer behaviour and confidence level to the Group. To manage the liquidity risk of this condition, the Group establishes appropriate strategies and sufficient amount of cash and liquid assets that can be liquidated or used as collateral should there be an urgent need for liquidity.

The following tables provide detail of remaining period to maturity date of financial assets (before allowance for impairment losses) and financial liabilities.

	31 Desember/*December* 2025							
	Jumlah/ *Total*	**Sesuai permintaan/ *On demand***	**≤ 1 bulan/ *≤ 1 month***	**> 1-3 bulan/ *> 1-3 months***	**> 3-6 bulan/ > *3-6 months***	**> 6-12 bulan/ *> 6-12 months***	**> 12 bulan/ *> 12 months***	
Aset								***Assets***
Kas	1,246,542	1,246,542	-	-	-	-	-	*Cash*
Giro pada Bank Indonesia	7,915,463	7,915,463	-	-	-	-	-	*Current accounts with Bank Indonesia*
Giro pada bank-bank lain	1,306,952	1,306,952	-	-	-	-	-	*Current accounts with other banks*
Penempatan pada Bank Indonesia dan bank-bank lain	14,922,896	-	14,870,996	51,900	-	-	-	*Placements with Bank Indonesia and other banks*
Efek-efek	25,934,944	-	2,426,609	2,758,566	2,591,089	6,726,429	11,432,251	*Securities*
Efek-efek yang dibeli dengan janji dijual kembali *(reverse repo)*	1,684,697	-	1,684,697	-	-	-	-	*Securities purchased under resale agreements (reverse repo)*
Tagihan derivatif	1,280,872	-	111,914	140,393	173,389	264,998	590,178	*Derivative receivables*
Tagihan akseptasi	3,793,458	-	897,715	1,001,069	1,894,674	-	-	*Acceptance receivables*
Pinjaman yang diberikan dan pembiayaan/piutang syariah	155,825,223	-	25,138,690	29,385,704	8,549,525	15,365,581	77,385,723	*Loans and sharia financing/ receivables*
Piutang pembiayaan	30,377,030	-	1,096,673	2,314,758	3,406,086	6,309,533	17,249,980	*Financing Receivables*
Penyertaan saham	26,572	26,572	-	-	-	-	-	*Investment in shares*
Aset lain-lain	1,254,496	14,208	1,117,670	11,757	17,335	16,310	77,216	*Other assets*
Jumlah aset	245,569,145	10,509,737	47,344,964	35,664,147	16,632,098	28,682,851	106,735,348	*Total assets*
Liabilitas								***Liabilities***
Liabilitas segera	(84,995)	-	(69,391)	(15,604)	-	-	-	*Obligations due Immediately*
Bagi hasil yang belum dibagikan	(19,019)	-	(19,019)	-	-	-	-	*Undistributed revenue sharing*
Giro	(28,855,508)	(28,853,960)	(1,548)	-	-	-	-	*Current accounts*
Tabungan	(23,484,492)	(23,482,081)	(2,411)	-	-	-	-	*Saving deposits*
Deposito berjangka dan deposito *on call*	(68,944,028)	-	(43,308,999)	(20,649,384)	(2,795,093)	(1,968,538)	(222,014)	*Time deposits and deposits on call*
Simpanan dari bank-bank lain	(4,490,012)	(984,451)	(3,062,486)	(437,875)	(200)	(5,000)	-	*Deposits from other Banks*
Liabilitas derivatif	(1,113,660)	-	(102,848)	(81,256)	(31,444)	(129,269)	(768,843)	*Derivative payables*
Liabilitas akseptasi	(3,214,540)	-	(733,554)	(856,337)	(1,624,649)	-	-	*Acceptance payables*
Surat berharga yang diterbitkan	(6,823,457)	-	(21,401)	(7,626)	(438,374)	(895,442)	(5,460,614)	*Securities issued*
Pinjaman yang diterima	(38,736,884)	-	(778,181)	(1,654,695)	(5,677,771)	(3,757,364)	(26,868,873)	*Borrowings*
Pinjaman subordinasi	(3,345,621)	-	(10,621)	-	-	-	(3,335,000)	*Subordinated loans*
Liabilitas sewa	(408,940)	-	(11,749)	(8,389)	(27,454)	(61,079)	(300,269)	*Lease liabilities*
Liabilitas lain-lain	(644,713)	(50,154)	(501,405)	(37,792)	(12,335)	(19,052)	(23,975)	*Other liabilities*
Jumlah liabilitas	(180,165,869)	(53,370,646)	(48,623,613)	(23,748,958)	(10,607,320)	(6,835,744)	(36,979,588)	*Total liabilities*
Aset (liabilitas) bersih	65,403,276	(42,860,909)	(1,278,649)	11,915,189	6,024,778	21,847,107	69,755,760	*Net assets (liabilities)*

45. MANAJEMEN RISIKO (lanjutan)

Risiko likuiditas (lanjutan)

Tabel berikut ini menyajikan rincian sisa periode sampai dengan tanggal jatuh tempo aset keuangan (sebelum cadangan kerugian penurunan nilai) dan liabilitas keuangan (lanjutan).

45. RISK MANAGEMENT (continued)

***Liquidity risk** (continued)*

The following tables provide detail of remaining period to maturity date of financial assets (before allowance for impairment losses) and financial liabilities (continued).

	31 Desember/*December* 2024							
	Jumlah/ *Total*	Sesuai permintaan/ *On demand*	≤ 1 bulan/ *≤ 1 month*	> 1-3 bulan/ *> 1-3 months*	> 3-6 bulan/ > *3-6 months*	> 6-12 bulan/ *> 6-12 months*	> 12 bulan/ *> 12 months*	
Aset								***Assets***
Kas	1,379,647	1,379,647	-	-	-	-	-	*Cash*
Giro pada Bank Indonesia	9,443,461	9,443,461	-	-	-	-	-	*Current accounts with Bank Indonesia*
Giro pada bank-bank lain	1,035,001	1,035,001	-	-	-	-	-	*Current accounts with other banks*
Penempatan pada Bank Indonesia dan bank-bank lain	12,695,738	-	12,634,738	61,000	-	-	-	*Placements with Bank Indonesia and other banks*
Efek-efek	28,174,950	-	1,870,528	9,021,201	7,720,427	5,051,381	4,511,413	*Securities*
Efek-efek yang dibeli dengan janji dijual kembali *(reverse repo)*	468,782	-	468,782	-	-	-	-	*Securities purchased under resale agreements (reverse repo)*
Tagihan derivatif	1,748,125	-	246,870	166,861	51,131	192,520	1,090,743	*Derivative receivables*
Tagihan akseptasi	3,334,619	-	207,422	737,415	1,849,495	529,294	10,993	*Acceptance receivables*
Pinjaman yang diberikan dan pembiayaan/piutang syariah	150,734,330	-	23,955,642	24,472,684	7,054,648	17,837,042	77,414,314	*Loans and sharia financing/ receivables*
Piutang pembiayaan	29,432,622	-	1,030,518	2,163,173	3,187,115	5,969,631	17,082,185	*Financing Receivables*
Penyertaan saham	75,285	75,285	-	-	-	-	-	*Investment in shares*
Aset lain-lain	626,819	3,367	508,101	6,486	7,457	15,223	86,185	*Other assets*
Jumlah aset	239,149,379	11,936,761	40,922,601	36,628,820	19,870,273	29,595,091	100,195,833	*Total assets*
Liabilitas								***Liabilities***
Liabilitas segera	(48,898)	-	(30,285)	(18,613)	-	-	-	*Obligations due Immediately*
Bagi hasil yang belum dibagikan	(18,825)	-	(18,825)	-	-	-	-	*Undistributed revenue sharing*
Giro	(25,587,478)	(25,585,492)	(1,986)	-	-	-	-	*Current accounts*
Tabungan	(19,029,523)	(19,027,786)	(1,737)	-	-	-	-	*Saving deposits*
Deposito berjangka dan deposito *on call*	(67,368,856)	-	(48,514,180)	(12,821,570)	(3,355,463)	(2,653,627)	(24,016)	*Time deposits and deposits on call*
Simpanan dari bank-bank lain	(757,714)	(752,714)	-	(5,000)				*Deposits from other Banks*
Liabilitas derivatif	(1,558,841)	-	(265,138)	(127,552)	(17,714)	(195,719)	(952,718)	*Derivative payables*
Liabilitas akseptasi	(3,162,381)	-	(182,428)	(711,582)	(1,728,084)	(529,294)	(10,993)	*Acceptance payables*
Surat berharga yang diterbitkan	(2,961,041)	-	(17,378)	(3,739)	-	(254,689)	(2,685,235)	*Securities issued*
Pinjaman yang diterima	(49,658,227)	-	(2,225,641)	(1,320,747)	(2,047,789)	(2,082,566)	(41,981,484)	*Borrowings*
Pinjaman subordinasi	(3,229,069)	-	(10,069)	-	-	-	(3,219,000)	*Subordinated loans*
Liabilitas sewa	(335,275)	-	(11,527)	(10,372)	(10,592)	(32,299)	(270,485)	*Lease liabilities*
Liabilitas lain-lain	(647,755)	(51,641)	(500,981)	(28,388)	(28,483)	(13,302)	(24,960)	*Other liabilities*
Jumlah liabilitas	(174,363,883)	(45,417,633)	(51,780,175)	(15,047,563)	(7,188,125)	(5,761,496)	(49,168,891)	*Total liabilities*
Aset (liabilitas) bersih	64,785,496	(33,480,872)	(10,857,574)	21,581,257	12,682,148	23,833,595	51,026,942	*Net assets (liabilities)*

45. MANAJEMEN RISIKO (lanjutan)

45. RISK MANAGEMENT (continued)

Risiko likuiditas (lanjutan)

***Liquidity risk** (continued)*

Tabel berikut ini menunjukkan arus kas kontraktual yang tidak didiskonto dari liabilitas keuangan dan rekening administratif Grup berdasarkan periode tersisa sampai dengan jatuh tempo kontraktual:

The following table shows the contractual undiscounted cash flows of the Group's financial liabilities and administrative accounts based on the remaining period to contractual maturity:

	31 Desember/*December* 2025							
	Nilai tercatat/ *Carrying amount*	Nilai nominal bruto arus kas masuk (keluar)/*Gross nominal inflow (outflow)*	Hingga 1 bulan/ *Up to 1 month*	>1 - 3 bulan/ *months*	>3 - 12 bulan/ *months*	>1 - 2 tahun/ *years*	>2 tahun/ *years*	
Liabilitas non-derivatif								*Non-derivative liabilities*
Liabilitas segera	(84,995)	(84,995)	(84,995)	-	-	-	-	*Obligations due immediately*
Bagi hasil yang belum dibagikan	(19,019)	(19,019)	(19,019)	-	-	-	-	*Undistributed revenue sharing*
Giro	(28,855,508)	(28,914,651)	(28,914,651)	-	-	-	-	*Current accounts*
Tabungan	(23,484,492)	(23,496,394)	(23,490,867)	(1,121)	(2,976)	(1,430)	-	*Saving deposits*
Deposito berjangka dan deposito *on call*	(68,944,028)	(69,449,262)	(43,563,422)	(20,826,119)	(4,837,186)	(222,535)	-	*Time deposits and deposits on call*
Simpanan dari bank-bank lain	(4,490,012)	(4,490,012)	(4,490,012)	-	-	-	-	*Deposits from other banks*
Liabilitas akseptasi	(3,214,540)	(3,214,540)	(733,554)	(856,337)	(1,624,649)	-	-	*Acceptance payables*
Surat berharga yang diterbitkan	(6,823,457)	(8,078,118)	(14,332)	(92,247)	(1,636,188)	(1,611,090)	(4,724,261)	*Securities issued*
Pinjaman yang diterima	(38,736,884)	(41,715,654)	(773,080)	(1,993,756)	(10,594,804)	(16,254,505)	(12,099,509)	*Borrowing*
Pinjaman subordinasi	(3,345,621)	(4,366,427)	-	(44,845)	(134,534)	(179,379)	(4,007,669)	*Subordinated loans*
Liabilitas sewa	(408,940)	(433,818)	(33,023)	(9,109)	(66,287)	(116,637)	(208,762)	*Lease liability*
Liabilitas lain-lain	(644,713)	(644,713)	(577,651)	(25,707)	(27,141)	(14,214)	-	*Other liabilities*
	(179,052,209)	(184,907,603)	(102,694,606)	(23,849,241)	(18,923,765)	(18,399,790)	(21,040,201)	
Liabilitas derivatif	(1,113,660)							*Derivative payables*
Arus kas masuk	-	47,329,438	15,453,481	8,530,894	7,658,287	8,765,497	6,921,279	*Cash inflow*
Arus kas keluar	-	(48,780,322)	(15,609,535)	(8,725,951)	(8,073,729)	(9,126,164)	(7,244,943)	*Cash outflow*
	(1,113,660)	(1,450,884)	(156,054)	(195,057)	(415,442)	(360,667)	(323,664)	
L/C yang tidak dapat dibatalkan	-	(1,639,627)	(629,887)	(824,900)	(184,840)	-	-	*Irrevocable L/C*
Fasilitas kredit yang belum digunakan - *committed*	-	(14,192,829)	-	-	(4,344,243)	(2,115,412)	(7,733,174)	*Unused credit facilities - committed*
Garansi yang diterbitkan	-	(7,206,420)	(233,063)	(669,877)	(2,792,311)	(3,511,169)	-	*Guarantees issued*
	-	(23,038,876)	(862,950)	(1,494,777)	(7,321,394)	(5,626,581)	(7,733,174)	
Jumlah	(180,165,869)	(209,397,362)	(103,713,610)	(25,539,075)	(26,660,601)	(24,387,038)	(29,097,039)	*Total*

	31 Desember/*December* 2024							
	Nilai tercatat/ *Carrying amount*	Nilai nominal bruto arus kas masuk (keluar)/*Gross nominal inflow (outflow)*	Hingga 1 bulan/ *Up to 1 month*	>1 - 3 bulan/ *months*	>3 - 12 bulan/ *months*	>1 - 2 tahun/ *years*	>2 tahun/ *years*	
Liabilitas non-derivatif								*Non-derivative liabilities*
Liabilitas segera	(48,898)	(48,898)	(48,898)	-	-	-	-	*Obligations due immediately*
Bagi hasil yang belum dibagikan	(18,825)	(18,825)	(18,825)	-	-	-	-	*Undistributed revenue sharing*
Giro	(25,587,478)	(25,622,125)	(25,622,125)	-	-	-	-	*Current accounts*
Tabungan	(19,029,523)	(19,038,398)	(19,032,657)	(1,264)	(3,164)	(1,313)	-	*Saving deposits*
Deposito berjangka dan deposito *on call*	(67,368,856)	(68,467,914)	(49,946,270)	(12,788,759)	(5,718,301)	(14,584)	-	*Time deposits and deposits on call*
Simpanan dari bank-bank lain	(757,714)	(760,687)	(760,687)	-	-	-	-	*Deposits from other banks*
Liabilitas akseptasi	(3,162,381)	(3,162,381)	(182,428)	(711,582)	(2,257,378)	(10,993)	-	*Acceptance payables*
Surat berharga yang diterbitkan	(2,961,041)	(3,186,323)	(8,007)	(21,744)	(311,161)	(378,374)	(2,467,037)	*Securities issued*
Pinjaman yang diterima	(49,658,227)	(55,128,176)	(2,262,705)	(1,989,198)	(6,803,237)	(34,312,615)	(9,760,421)	*Borrowing*
Pinjaman subordinasi	(3,229,069)	(4,505,964)	-	(47,665)	(142,996)	(190,661)	(4,124,642)	*Subordinated loans*
Liabilitas sewa	(335,275)	(439,897)	(13,953)	(16,673)	(94,120)	(61,231)	(253,920)	*Lease liability*
Liabilitas lain-lain	(647,755)	(647,755)	(590,939)	(17,224)	(25,768)	(13,824)	-	*Other liabilities*
	(172,805,042)	(181,027,343)	(98,487,494)	(15,594,109)	(15,356,125)	(34,983,595)	(16,606,020)	
Liabilitas derivatif	(1,558,841)							*Derivative payables*
Arus kas masuk	-	31,905,732	1,373,209	749,259	5,652,652	4,912,984	19,217,628	*Cash inflow*
Arus kas keluar	-	(33,913,100)	(1,518,816)	(888,831)	(6,091,589)	(5,370,236)	(20,043,628)	*Cash outflow*
	(1,558,841)	(2,007,368)	(145,607)	(139,572)	(438,937)	(457,252)	(826,000)	
L/C yang tidak dapat dibatalkan	-	(1,582,162)	(691,176)	(561,080)	(329,906)	-	-	*Irrevocable L/C*
Fasilitas kredit yang belum digunakan - *committed*	-	(11,762,750)	-	-	(2,365,763)	(1,200,312)	(8,196,675)	*Unused credit facilities - committed*
Garansi yang diterbitkan	-	(7,715,450)	(1,326,685)	(697,002)	(1,569,609)	(4,122,154)	-	*Guarantees issued*
	-	(21,060,362)	(2,017,861)	(1,258,082)	(4,265,278)	(5,322,466)	(8,196,675)	
Jumlah	(174,363,883)	(204,095,073)	(100,650,962)	(16,991,763)	(20,060,340)	(40,763,313)	(25,628,695)	*Total*

45. MANAJEMEN RISIKO (lanjutan)

Risiko likuiditas (lanjutan)

Tabel sebelumnya menyajikan arus kas yang tidak didiskontokan dari liabilitas keuangan Grup berdasarkan periode jatuh tempo kontraktual yang paling dekat. Arus kas yang diharapkan atas instrumen keuangan Grup mungkin berbeda dengan analisis ini. Sebagai contoh, simpanan diharapkan memiliki saldo yang stabil atau meningkat atau fasilitas kredit kepada nasabah yang belum digunakan (*committed*) tidak seluruhnya diharapkan untuk segera digunakan.

Nilai nominal arus kas masuk/(keluar) yang diungkapkan pada tabel di atas menyajikan arus kas kontraktual yang tidak didiskontokan terkait dengan nilai pokok dan bunga dari liabilitas keuangan. Pengungkapan instrumen derivatif menunjukkan nilai bersih derivatif yang dapat diselesaikan secara neto, juga nilai bruto arus kas masuk dan keluar untuk derivatif yang diselesaikan secara bruto. Arus kas liabilitas derivatif seperti yang ditunjukkan di tabel di atas merupakan arus kas berdasarkan jatuh tempo kontraktual yang menurut Grup adalah penting untuk memahami jadwal dari arus kas.

Kebijakan yang dijalankan Grup dalam mengendalikan risiko likuiditas adalah:

- Menetapkan kebijakan pengendalian risiko likuiditas yang telah disesuaikan dengan misi, strategi bisnis, kecukupan permodalan, sumber daya manusia dan *risk appetite* Grup.
- Menetapkan kebijakan dan prosedur penetapan limit risiko likuiditas secara tertulis, lengkap, memadai dan cukup mudah ditelusuri.
- Menjaga cadangan likuiditas agar sesuai dengan rekomendasi ALCO.
- Mengelola portofolio pendanaan untuk menghindari risiko konsentrasi dan ketergantungan pada sumber pendanaan tertentu. Hal ini dimonitor secara bulanan oleh ALCO dan *Risk Management Committee* (RMC).
- Fungsi pengawasan yang independen dari satuan kerja manajemen risiko.

Untuk menjaga ketahanan likuiditas, Bank melakukan pemantauan terhadap rasio kecukupan likuiditas (*Liquidity Coverage Ratio*/LCR) dan rasio pendanaan stabil bersih (*Net Stable Funding Ratio*/NSFR). Selain sebagai bagian dari ketentuan yang wajib dipatuhi, secara internal Bank juga menetapkan rasio-rasio tersebut ditetapkan sebagai bagian dari indikator peringatan dini (*early warning indicators*) dan indikator rencana pemulihan (*recovery plan*) yang dimonitor secara harian.

***45. RISK MANAGEMENT** (continued)*

***Liquidity risk** (continued)*

The previous table shows the undiscounted cash flows on the Group's financial liabilities on the basis of their earliest possible contractual maturity. The Group expected cash flows on these instruments may vary from this analysis. For example, deposits are expected to maintain a stable or increasing balance or unused credit facilities to customer-committed are not all expected to be drawn down immediately.

The nominal inflow/(outflow) disclosed in the above tables represents the contractual undiscounted cash flows relating to the principal and interest on the financial liabilities. The disclosure for derivatives shows the net amount of derivatives that are net settled, and a gross inflow and outflow amount for derivatives that have simultaneous gross settlement. The cash flows of derivatives liabilities in the table represent the cash flows based on contractual maturities which the Group believes is essential for an understanding of the timing of the cash flows.

Policies adopted by the Group in managing its liquidity risk include:

- *Application of a liquidity risk control policy that is suited to the mission, business strategy, capital adequacy, human resources and appetite for risk of the Group.*
- *Application of a liquidity risk limit policies and procedures that are written, complete, adequate and easy to follow.*
- *Maintain liquidity reserves to match the ALCO's recommendation.*
- *Managing it's funding portfolio to avoid concentration risk and dependence on single source of funding. It is monitored by ALCO and Risk Management Committee (RMC).*
- *The independent monitoring function of the risk management working unit.*

To maintain its liquidity resilience, the Bank monitor the Liquidity Coverage Ratio (LCR) and a Net Stable Funding Ratio (NSFR). Apart of being the requirements that must be complied with, internally Bank also set those ratios as part of the early warning indicator and the recovery plan indicators which are monitored on a daily basis.

45. MANAJEMEN RISIKO (lanjutan)

Risiko likuiditas (lanjutan)

LCR dikelola dengan memelihara asset likuid yang berkualitas tinggi (*High Quality Liquid Assets*/HQLA) untuk dapat memenuhi potensi dana keluar bersih dalam 30 hari kedepan sesuai dengan skenario yang ditetapkan berdasarkan regulasi dari Otoritas Jasa Keuangan (OJK). Sedangkan NSFR bertujuan untuk memelihara profil pendanaan stabil yang disesuaikan dengan komposisi aset dan transaksi rekening administratif Bank sesuai dengan peraturan dari OJK.

Laporan LCR dan NSFR disampaikan secara berkala kepada Otoritas Jasa Keuangan (OJK) dan dipublikasikan sesuai dengan ketentuan yang berlaku.

Risiko pasar

Risiko pasar adalah potensi timbulnya kerugian dalam nilai buku atau fluktuasi arus kas di masa mendatang yang diakibatkan oleh perubahan suku bunga atau nilai tukar.

Bank secara internal berupaya memastikan eksposur, transaksi dan ekspansi dalam valuta asing dan berdasarkan suku bunga yang dilakukan bisnis telah sesuai dengan limit dan *risk appetite* Bank.

Secara keseluruhan, risiko pasar dibagi menjadi dua risiko sebagai berikut:

(i) Risiko mata uang asing

Risiko mata uang asing timbul dari adanya posisi neraca dan komitmen dan kontinjensi *(off-balance sheet)* baik di sisi aset maupun liabilitas yang timbul melalui transaksi mata uang asing.

Bank mengukur risiko nilai tukar untuk melihat dampak perubahan nilai tukar pada pendapatan dan modal Bank. Untuk mengelola dan memitigasi risiko nilai tukar, pembatasan posisi secara internal ditetapkan jauh di bawah limit posisi devisa neto yang ditetapkan regulator. Bank juga memonitor *stop loss limit* untuk menjaga tingkat kerugian yang disebabkan oleh pergerakan pada nilai pasar tidak melebihi kisaran yang telah ditetapkan.

Entitas Anak memiliki giro pada bank lain dan pinjaman yang diterima dalam mata uang asing. Entitas Anak telah memiliki transaksi derivatif untuk memitigasi risiko nilai tukar terhadap aset dan liabilitas tersebut.

***45. RISK MANAGEMENT** (continued)*

***Liquidity risk** (continued)*

LCR is managed by maintaining high quality liquid assets (HQLA) which enables Bank to cover the potential net outflows within the next 30 days in accordance with the scenario determined based on regulations from Otoritas Jasa Keuangan (OJK). Meanwhile, the NSFR aims to maintain a stable funding profile that is adjusted to the composition of assets and administrative account transactions of the Bank in accordance with regulations from OJK.

LCR and NSFR reports are submitted periodically to Otoritas Jasa Keuangan (OJK) and published in accordance with applicable regulations.

Market risk

Market risk is the potential loss in book value or future cash flows fluctuation due to changes in interest rates or exchange rates.

Bank internally seeks to ensure exposures, as well as foreign exchange and interest rates based transactions and expansion undertaken by the business is in accordance with the Bank's limits and risk appetite.

In overall, market risk is divided into two following risks:

(i) Foreign currency risk

Foreign exchange risk arises from on and off-balance sheet positions both on the asset and liability sides through transactions in foreign currencies.

The Bank measures the foreign exchange risk to understand the impact of the exchange rate movement on the Bank's revenue and capital. In order to manage and mitigate the foreign exchange risk, predefined internal limits are set below net open position limit that is defined by regulator. The Bank also monitors stop loss limit to maintain the loss rate caused by movement in market value do not not exceed the specified range.

The Subsidiaries has current accounts in other banks and borrowings which are denominated in foreign currencies. Subsidiaries has derivative transactions to mitigate foreign currency risks on such assets and liabilities.

45. MANAJEMEN RISIKO (lanjutan)

Risiko pasar (lanjutan)

(i) Risiko mata uang asing (lanjutan)

Posisi Devisa Neto

Posisi Devisa Neto diungkapkan pada Catatan 49.

Sensitivitas Bank terhadap mata uang asing diperhitungkan dengan menggunakan informasi selisih bersih aset dan liabilitas dalam laporan posisi keuangan untuk setiap mata uang asing dan selisih bersih tagihan dan kewajiban komitmen dan kontinjensi dalam rekening administratif untuk setiap mata uang asing.

Tabel di bawah ini mengikhtisarkan sensitivitas laba bersih Bank (linier) pada tanggal 31 Desember 2025 dan 2024 atas perubahan nilai tukar mata uang asing yaitu:

***45. RISK MANAGEMENT** (continued)*

***Market risk** (continued)*

(i) Foreign currency risk (continued)

Net Open Position

Net Open Position was disclosed in Note 49.

The Bank's sensitivity to foreign currency is calculated using net difference between assets and liabilities in the statement of financial position for each foreign currency and the net difference of receivables and commitments and contingent liabilities in the off-balance sheet accounts for each foreign currency information.

The table below shows the sensitivity of the Bank's net income (linear) to movement of foreign exchange rates as of 31 December 2025 and 2024:

	Menambah (mengurangi) laba bersih/ *Increase (decrease) net income*		
	2025	**2024**	
IDR melemah 1%	930	(3,029)	*IDR weakening by 1%*
IDR menguat 1%	(930)	3,029	*IDR strengthening by 1%*

Proyeksi di atas mengasumsikan bahwa perubahan nilai tukar mata uang asing bergerak pada jumlah yang sama sehingga tidak mencerminkan perubahan potensial kepada laba atas perubahan beberapa nilai tukar mata uang asing sementara lainnya tidak berubah. Proyeksi juga mengasumsikan bahwa seluruh variabel lainnya adalah konstan dan berdasarkan tanggal pelaporan yang konstan serta seluruh posisi berjalan hingga jatuh tempo.

The above projection assumes that foreign exchange rates move by the same amount and, therefore, do not reflect the potential impact on profit of some rates changing while others remain unchanged. The projections also assume that all other variables are held constant and are based on a constant reporting date position and that all positions run to maturity.

(ii) Risiko suku bunga

Pendapatan Bank yang berasal dari kegiatan konvensional merupakan selisih antara bunga yang dihasilkan dari sisi aset dengan bunga yang dibayarkan kepada dana pihak ketiga. Perubahan tingkat bunga jika tidak diantisipasi dapat menyebabkan penurunan pendapatan Bank.

Risiko suku bunga berdampak pada fluktuasi arus kas di masa mendatang baik pada aset maupun liabilitas. Hal ini dapat mempengaruhi pendapatan bunga Bank maupun nilai wajar dari instrumen keuangan yang dimiliki Bank.

Bisnis utama Entitas Anak adalah memberikan pembiayaan dengan akad murabahah. Pendapatan marjin murabahah dipengaruhi oleh harga pembiayaan atau suku bunga di pasar konvensional.

(ii) Interest rate risk

The Bank's income from conventional activities are derived from the difference between the interest generated on the asset side and the interest paid to third party funds. If not anticipated, changes in interest rates can result in a decrease in the Bank's income.

Interest rate risk has an effect to future cash flows fluctuation of both assets and liabilities. It can affect the Bank's interest income and fair value of the financial instruments.

The Subsidiary's main business is to provide financing with murabahah contracts. The murabahah margin income is affected by the financing price or interest rate in the conventional market.

45. MANAJEMEN RISIKO (lanjutan)

Risiko pasar (lanjutan)

(ii) Risiko suku bunga (lanjutan)

Manajemen risiko suku bunga

Kebijakan yang dijalankan Grup dalam pengendalian terhadap risiko suku bunga mencakup:

- Memantau limit risiko suku bunga.
- Mengelola risiko suku bunga sesuai regulasi terkait dan kebijakan internal Bank.
- Melakukan simulasi perhitungan pendapatan marjin bersih terhadap semua kemungkinan perubahan tingkat suku bunga di pasar.

Tabel di bawah ini mengikhtisarkan eksposur instrumen keuangan Grup terhadap risiko tingkat suku bunga.

45. RISK MANAGEMENT (continued)

Market risk *(continued)*

(ii) Interest rate risk (continued)

Interest rate risk management

Policies adopted by the Group in managing its interest rate risk include:

- *Monitoring of interest rate risk limit.*
- *Managing interest rate risk in accordance with relevant regulations and Bank's internal policies.*
- *Conduct simulation of net margin income calculation toward all possible market interest rate changes.*

The tables below summarise the exposures of financial instruments of the Group to interest rate risks.

	31 Desember/*December* 2025											
	Suku bunga mengambang/*Floating rate*				Bunga tetap/*Fixed rate*							
	≤ 1 bulan/ month	1 - 3 bulan/ *months*	> 3 - 6 bulan/ *months*	> 6 -12 bulan/ *months*	≤ 1 bulan/ *month*	1 - 3 bulan/ *Months*	> 3 - 6 bulan/ *months*	> 6 - 12 bulan/ *months*	> 12 bulan/ *months*	Tidak dikenakan bunga/ *Non-interest bearing*	Jumlah/ *Total*	
Aset												***Assets***
Kas	-	-	-	-	-	-	-	-	-	1,246,542	1,246,542	*Cash*
Giro pada Bank Indonesia	-	-	-	-	7,915,463	-	-	-	-	-	7,915,463	*Current accounts with Bank Indonesia*
Giro pada bank-bank lain	-	-	-	-	1,306,952	-	-	-	-	-	1,306,952	*Current accounts with other banks*
Penempatan pada Bank Indonesia dan bank-bank lain	-	-	-	-	14,870,336	51,900	-	-	-	660	14,922,896	*Placements with Bank Indonesia and other banks*
Efek-efek	-	-	-	-	2,312,882	2,758,566	2,591,089	6,726,429	11,432,251	113,727	25,934,944	*Securities*
Efek-efek yang dibeli dengan janji dijual kembali (*reverse repo*)	-	-	-	-	1,683,826	-	-	-	-	871	1,684,697	*Securities purchased under resale agreements (reverse repo)*
Tagihan derivatif	-	-	-	-	-	-	-	-	-	1,280,872	1,280,872	*Derivative receivables*
Tagihan akseptasi	-	-	-	-	-	-	-	-	-	3,793,458	3,793,458	*Acceptance receivables*
Pinjaman yang diberikan dan pembiayaan/ piutang syariah	40,956,036	17,886,641	5,754,353	-	31,936,348	13,192,009	7,761,950	12,414,093	23,920,694	2,003,099	155,825,223	*Loans and sharia financing/ receivables*
Piutang pembiayaan	-	-	-	-	1,096,673	2,314,758	3,406,086	6,309,533	17,249,980	-	30,377,030	*Financing receivables*
Penyertaan saham	-	-	-	-	-	-	-	-	-	26,572	26,572	*Investment in shares*
Aset lain-lain	-	-	-	-	-	-	-	-	-	1,254,496	1,254,496	*Other assets*
Jumlah aset keuangan, sebelum cadangan kerugian penurunan nilai	40,956,036	17,886,641	5,754,353	-	61,122,480	18,317,233	13,759,125	25,450,055	52,602,925	9,720,297	245,569,145	*Total financial assets before allowance for impairment losses*
Liabilitas												***Liabilities***
Liabilitas segera	-	-	-	-	-	-	-	-	-	(84,995)	(84,995)	*Obligations due immediately*
Simpanan dari nasabah	-	-	-	-	(95,436,300)	(20,649,384)	(2,795,093)	(1,968,538)	(222,014)	(212,699)	(121,284,028)	*Deposits from customers*
Simpanan dari bank-bank lain	-	-	-	-	(4,458,448)	(16,000)	(200)	(5,000)	-	(10,364)	(4,490,012)	*Deposits from other banks*
Liabilitas derivatif	-	-	-	-	-	-	-	-	-	(1,113,660)	(1,113,660)	*Derivative payables*
Liabilitas akseptasi	-	-	-	-	-	-	-	-	-	(3,214,540)	(3,214,540)	*Acceptance payables*
Surat berharga yang diterbitkan	-	-	-	-	-	-	(437,985)	(895,442)	(5,460,614)	(29,416)	(6,823,457)	*Securities issued*
Pinjaman yang diterima	(14,058,553)	(18,110,169)	-	(4,351,674)	(259,696)	(218,318)	(500,000)	(530,815)	(540,954)	(166,705)	(38,736,884)	*Borrowings*
Pinjaman subordinasi	-	(3,335,000)	-	-	-	-	-	-	-	(10,621)	(3,345,621)	*Subordinated loans*
Liabilitas sewa	-	-	-	-	-	-	-	-	-	(408,940)	(408,940)	*Lease liabilities*
Liabilitas lain-lain	-	-	-	-	-	-	-	-	-	(644,713)	(644,713)	*Other liabilities*
Jumlah liabilitas keuangan	(14,058,553)	(21,445,169)	-	(4,351,674)	(100,154,444)	(20,883,702)	(3,733,278)	(3,399,795)	(6,223,582)	(5,896,653)	(180,146,850)	*Total financial liabilities*
Jumlah *gap repricing* suku bunga	26,897,483	(3,558,528)	5,754,353	(4,351,674)	(39,031,964)	(2,566,469)	10,025,847	22,050,260	46,379,343	3,823,644	65,422,295	*Total interest repricing gap*

45. MANAJEMEN RISIKO (lanjutan)

45. RISK MANAGEMENT (continued)

Risiko pasar (lanjutan)

***Market risk** (continued)*

(ii) Risiko tingkat bunga (lanjutan)

(ii) Interest rate risk (continued)

Manajemen risiko tingkat bunga (lanjutan)

Interest rate risk management (continued)

Tabel di bawah ini mengikhtisarkan eksposur instrumen keuangan Grup terhadap risiko tingkat suku bunga (lanjutan).

The tables below summarise the exposures of financial instruments of the Group to interest rate risks (continued).

	31 Desember/*December* 2024											
	Suku bunga mengambang/*Floating rate*					Bunga tetap/*Fixed rate*						
	≤ 1 bulan/ month	1 - 3 bulan/ *months*	> 3 - 6 bulan/ *months*	> 6 -12 bulan/ *months*	> 12 bulan/ *months*	≤ 1 bulan/ *month*	1 - 3 bulan/ *Months*	> 3 - 6 bulan/ *months*	> 6 - 12 bulan/ *months*	> 12 bulan/ *months*	Tidak dikenakan bunga/ *Non-interest bearing*	Jumlah/ *Total*
Aset												
Kas	-	-	-	-	-	-	-	-	-	-	1,379,647	1,379,647
Giro pada Bank Indonesia	-	-	-	-	-	9,443,461	-	-	-	-	-	9,443,461
Giro pada bank-bank lain	-	-	-	-	-	1,035,001	-	-	-	-	-	1,035,001
Penempatan pada Bank Indonesia dan bank-bank lain	-	-	-	-	-	12,633,257	61,000				1,481	12,695,738
Efek-efek	-	-	-	-	-	1,711,958	9,021,201	7,720,428	5,304,144	4,258,650	158,569	28,174,950
Efek-efek yang dibeli dengan janji dijual kembali (*reverse repo*)	-	-	-	-	-	468,188	-	-	-	-	594	468,782
Tagihan derivatif	-	-	-	-	-	-	-	-	-	-	1,748,125	1,748,125
Tagihan akseptasi	-	-	-	-	-	-	-	-	-	-	3,334,619	3,334,619
Pinjaman yang diberikan dan pembiayaan/ piutang syariah	39,147,541	21,601,344	7,592,649	-	-	24,740,723	10,112,546	6,928,763	13,916,817	24,652,311	2,041,636	150,734,330
Piutang pembiayaan	-	-	-	-	-	1,030,518	2,163,173	3,187,115	5,969,631	17,082,185	-	29,432,622
Penyertaan saham	-	-	-	-	-	-	-	-	-	-	75,285	75,285
Aset lain-lain	-	-	-	-	-	-	-	-	-	-	626,819	626,819
Jumlah aset keuangan, sebelum cadangan kerugian penurunan nilai	39,147,541	21,601,344	7,592,649	-	-	51,063,106	21,357,920	17,836,306	25,190,592	45,993,146	9,366,775	239,149,379
Liabilitas												
Liabilitas segera	-	-	-	-	-	-	-	-	-	-	(48,898)	(48,898)
Simpanan dari nasabah	-	-	-	-	-	(92,863,783)	(12,821,569)	(3,355,464)	(2,653,627)	(24,016)	(267,398)	(111,985,857)
Simpanan dari bank-bank lain	-	-	-	-	-	(754,714)	(3,000)	-	-	-	-	(757,714)
Liabilitas derivatif	-	-	-	-	-	-	-	-	-	-	(1,558,841)	(1,558,841)
Liabilitas akseptasi	-	-	-	-	-	-	-	-	-	-	(3,162,381)	(3,162,381)
Surat berharga yang diterbitkan	-	-	-	-	-	-	-	-	(254,689)	(2,685,235)	(21,117)	(2,961,041)
Pinjaman yang diterima	(22,648,059)	(20,731,362)	-	(2,713,237)	-	(1,589,492)	(269,235)	-	(394,152)	(1,068,348)	(244,342)	(49,658,227)
Pinjaman subordinasi	-	(3,219,000)	-	-	-	-	-	-	-	-	(10,069)	(3,229,069)
Liabilitas sewa	-	-	-	-	-	-	-	-	-	-	(335,275)	(335,275)
Liabilitas lain-lain	-	-	-	-	-	-	-	-	-	-	(647,755)	(647,755)
Jumlah liabilitas keuangan	(22,648,059)	(23,950,362)	-	(2,713,237)	-	(95,207,989)	(13,093,804)	(3,355,464)	(3,302,468)	(3,777,599)	(6,296,076)	(174,345,058)
Jumlah *gap repricing* suku bunga	16,499,482	(2,349,018)	7,592,649	(2,713,237)	-	(44,144,883)	8,264,116	14,480,842	21,888,124	42,215,547	3,070,699	64,804,321

Aset		*Assets*
Kas		*Cash*
Giro pada Bank Indonesia		*Current accounts with Bank Indonesia*
Giro pada bank-bank lain		*Current accounts with other banks*
Penempatan pada Bank Indonesia dan bank-bank lain		*Placements with Bank Indonesia and other banks*
Efek-efek		*Securities*
Efek-efek yang dibeli dengan janji dijual kembali (*reverse repo*)		*Securities purchased under resale agreements (reverse repo)*
Tagihan derivatif		*Derivative receivables*
Tagihan akseptasi		*Acceptance receivables*
Pinjaman yang diberikan dan pembiayaan/ piutang syariah		*Loans and sharia financing/ receivables*
Piutang pembiayaan		*Financing receivables*
Penyertaan saham		*Investment in shares*
Aset lain-lain		*Other assets*
Jumlah aset keuangan, sebelum cadangan kerugian penurunan nilai		*Total financial assets before allowance for impairment losses*
Liabilitas		***Liabilities***
Liabilitas segera		*Obligations due immediately*
Simpanan dari nasabah		*Deposits from customers*
Simpanan dari bank-bank lain		*Deposits from other banks*
Liabilitas derivatif		*Derivative payables*
Liabilitas akseptasi		*Acceptance payables*
Surat berharga yang diterbitkan		*Securities issued*
Pinjaman yang diterima		*Borrowings*
Pinjaman subordinasi		*Subordinated loans*
Liabilitas sewa		*Lease liabilities*
Liabilitas lain-lain		*Other liabilities*
Jumlah liabilitas keuangan		*Total financial liabilities*
Jumlah *gap repricing* suku bunga		*Total interest repricing gap*

45. MANAJEMEN RISIKO (lanjutan)

Risiko pasar (lanjutan)

(ii) Risiko tingkat bunga (lanjutan)

Manajemen risiko tingkat bunga (lanjutan)

Tabel di bawah ini mengikhtisarkan sensitivitas laba bersih Grup selama tahun-tahun yang berakhir pada tanggal 31 Desember 2025 dan 2024 atas kenaikan atau penurunan tingkat suku bunga pasar, dengan asumsi bahwa tidak ada pergerakan asimetris di kurva imbal hasil:

***45. RISK MANAGEMENT** (continued)*

***Market risk** (continued)*

(ii) Interest rate risk (continued)

Interest rate risk management (continued)

The table below shows the sensitivity of the Group's net profit during the years ended 31 December 2025 and 2024 due to an increase or decrease in market interest rates, assuming no assymetrical movement in yield curves:

	(Penurunan) peningkatan laba bersih/ *(Decrease) increase net profit*		
	2025	**2024**	
Peningkatan 100 bps	174,318	147,093	*Increased by 100 bps*
Penurunan 100 bps	(184,816)	(156,877)	*Decreased by 100 bps*

Manajemen Risiko Permodalan

Modal regulasi

Tujuan manajemen permodalan Grup adalah untuk mempertahankan posisi modal yang kuat untuk mendukung pertumbuhan bisnis dan mempertahankan investor, deposan, pelanggan dan kepercayaan pasar. Dalam pengelolaan permodalan, Grup mempertimbangkan faktor-faktor seperti: pengembalian modal yang optimal pada pemegang saham, menjaga keseimbangan antara keuntungan yang lebih tinggi dengan *gearing ratio* serta keamanan yang diberikan oleh posisi modal yang sehat.

Posisi permodalan Grup berdasarkan peraturan OJK yang berlaku diungkapkan pada Catatan 49.

Capital Risk Management

Regulatory capital

The Group capital management objectives is to maintain a strong capital position to support business growth and to sustain investors, depositors, customers and market confidence. In managing its capital, the Group considers factors such as: providing optimal capital rate of return to shareholders and maintaining a balance between high return gearing ratio and safety provided by a sound capital position.

The Group's regulatory capital position under the prevailing OJK regulation was disclosed in Note 49.

Estimasi nilai wajar instrumen keuangan

Untuk aset dan liabilitas keuangan yang diukur menggunakan nilai wajar, berikut ini adalah hirarki nilai wajar:

a. Level 1

Harga kuotasian (tidak disesuaikan) dalam pasar aktif untuk aset atau liabilitas yang identik;

b. Level 2

Input selain harga kuotasian yang termasuk dalam level 1 yang dapat diobservasi untuk aset atau liabilitas, baik secara langsung (misalnya harga) maupun tidak langsung (misalnya turunan harga); dan

c. Level 3

Input untuk aset atau liabilitas yang bukan berdasarkan data pasar yang dapat diobservasi (input yang tidak dapat diobservasi).

Fair value estimation of financial instruments

For financial assets and liabilities measured at fair value, the following is the hierarchy of the fair values:

a. Level 1

Quoted prices (unadjusted) in active markets for identical assets or liabilities;

b. Level 2

Inputs other than quoted prices included within level 1 that are observable for the assets or liabilities, either directly (that is as prices) or indirectly (that is derived from prices); and

c. Level 3

Inputs for the assets or liabilities that are not based on observable market data (unobservable inputs).

45. MANAJEMEN RISIKO (lanjutan) / *45. RISK MANAGEMENT (continued)*

Estimasi nilai wajar instrumen keuangan (lanjutan) / ***Fair value estimation of financial instruments (continued)***

Tabel berikut menyajikan aset dan liabilitas keuangan Grup yang diukur sebesar nilai wajar pada tanggal 31 Desember 2025 dan 2024:

The tables below show the Group's financial assets and liabilities that were measured at fair value as of 31 December 2025 and 2024:

	31 Desember/*December* 2025					
	Nilai tercatat/ *Carrying value*	Level 1	Level 2	Level 3	Nilai wajar/ *Fair value*	
Aset						***Assets***
Efek-efek	15,784,045	421,262	15,362,783	-	15,784,045	*Securities*
Tagihan derivatif	1,280,872	-	1,280,872	-	1,280,872	*Derivative receivables*
Penyertaan saham	26,572	-	-	26,572	26,572	*Investment in shares*
	17,091,489	421,262	16,643,655	26,572	17,091,489	
Liabilitas						***Liabilities***
Liabilitas derivatif	1,113,660	-	1,113,660	-	1,113,660	*Derivative payables*

	31 Desember/*December* 2024					
	Nilai tercatat/ *Carrying value*	Level 1	Level 2	Level 3	Nilai wajar/ *Fair value*	
Aset						***Assets***
Efek-efek	18,380,770	395,343	17,985,427	-	18,380,770	*Securities*
Tagihan derivatif	1,748,125	-	1,748,125	-	1,748,125	*Derivative receivables*
Penyertaan saham	75,285	-	-	75,285	75,285	*Investment in shares*
	20,204,180	395,343	19,733,552	75,285	20,204,180	
Liabilitas						***Liabilities***
Liabilitas derivatif	1,558,841	-	1,558,841	-	1,558,841	*Derivative payables*

Tabel di bawah ini menggambarkan nilai tercatat dan nilai wajar dari instrumen keuangan yang tidak disajikan pada nilai wajarnya:

The table below summarizes the carrying amounts and fair values of those financial instruments not stated at their fair values:

	31 Desember/ *December* 2025		31 Desember/ *December* 2024		
	Nilai tercatat/ *Carrying value*	Nilai wajar/ *Fair value*	Nilai tercatat/ *Carrying value*	Nilai wajar/ *Fair value*	
Aset					***Assets***
Giro pada Bank Indonesia	7,915,463	7,915,463	9,443,461	9,443,461	*Current accounts with Bank Indonesia*
Giro pada bank-bank lain	1,306,871	1,306,871	1,034,964	1,034,964	*Current accounts with other banks*
Penempatan pada Bank Indonesia dan bank-bank lain	14,922,827	14,922,827	12,695,156	12,695,156	*Placements with Bank Indonesia and other banks*
Efek-efek	10,150,828	10,094,288	9,793,587	9,768,942	*Securities*
Efek-efek yang dibeli dengan janji dijual kembali (*reverse repo*)	1,684,697	1,684,697	468,782	468,782	*Securities purchased under resale agreements (reverse repo)*
Tagihan akseptasi	3,792,186	3,792,186	3,317,541	3,317,541	*Acceptance receivables*
Pinjaman yang diberikan dan pembiayaan/piutang syariah	152,309,693	153,407,744	146,811,650	149,852,324	*Loans and sharia financing/ receivables*
Piutang pembiayaan	26,732,730	25,292,503	27,461,692	26,665,381	*Financing receivables*
Aset lain-lain	1,254,496	1,215,716	576,104	557,870	*Other assets*
Liabilitas					***Liabilities***
Liabilitas segera	84,995	84,995	48,898	48,898	*Obligation due immediately*
Bagi hasil yang belum dibagikan	19,019	19,019	18,825	18,825	*Undistributed revenue sharing*
Simpanan nasabah	121,284,028	121,284,028	111,985,857	111,985,857	*Deposits from customers*
Simpanan dari bank-bank lain	4,490,012	4,490,012	757,714	757,714	*Deposits from other banks*
Liabilitas akseptasi	3,214,540	3,214,540	3,162,381	3,162,381	*Acceptance payables*
Efek-efek yang diterbitkan	6,823,457	6,958,571	2,961,041	2,951,567	*Securities issued*
Pinjaman yang diterima	38,736,884	38,660,560	49,658,227	49,575,074	*Borrowings*
Liabilitas lain-lain	644,678	644,678	647,755	647,755	*Other liabilities*

45. MANAJEMEN RISIKO (lanjutan)

Estimasi nilai wajar instrumen keuangan (lanjutan)

Nilai wajar dari efek-efek yang memiliki jatuh tempo lebih dari 1 tahun diestimasi menggunakan nilai kuotasi pasar terakhir (level 2 - hirarki nilai wajar).

Estimasi nilai wajar dari pinjaman yang diberikan mencerminkan jumlah diskonto dari estimasi kini dari arus kas masa depan yang diharapkan akan diterima. Arus kas masa depan yang diharapkan didiskontokan pada tingkat suku bunga pasar terkini untuk menentukan nilai wajar (level 3 - hirarki nilai wajar).

Nilai tercatat dari pembiayaan syariah merupakan perkiraan yang layak atas nilai wajar dikarenakan pinjaman tersebut memiliki tenor jangka pendek.

Nilai wajar utang obligasi diestimasi menggunakan nilai kuotasi pasar terakhir (level 2 - hirarki nilai wajar).

Nilai wajar dari pinjaman yang diterima dinilai dengan menggunakan diskonto arus kas berdasarkan tingkat suku bunga efektif yang dikenakan pada pinjaman terakhir yang digunakan (level 2 - hirarki nilai wajar).

Nilai tercatat aset keuangan dan liabilitas keuangan lainnya mendekati nilai wajarnya karena instrumen keuangan bersifat jangka pendek atau yang ditinjau ulang menggunakan harga pasar secara berkala.

Perhitungan nilai wajar dilakukan hanya untuk kepentingan pengungkapan dan tidak berdampak pada pelaporan posisi atau kinerja keuangan Grup. Nilai wajar yang dihitung oleh Grup mungkin berbeda dengan jumlah aktual yang akan diterima/dibayar pada saat penyelesaian atau jatuh tempo instrumen keuangan. Mengingat kategori tertentu instrumen keuangan yang tidak diperdagangkan, maka terdapat pertimbangan manajemen dalam perhitungan nilai wajar.

***45. RISK MANAGEMENT** (continued)*

***Fair value estimation of financial instruments** (continued)*

The fair value for securities, which maturity date is more than 1 year, are estimated using the last quoted market price (level 2 - fair value hierarchy).

The estimated fair value of loans represents the discounted amount of estimated future cash flows expected to be received. Estimated cash flows are discounted at current market rates to determine fair value (level 3 - fair value hierarchy).

Carrying value of sharia financing approximates the estimates fair value since sharia financing have short-term tenure.

The fair value of bonds payable is estimated by using the last quoted market price (level 2 - fair value hierarchy).

The fair value of borrowings is estimated by using discounted cash flows applying the effective interest rate charged by the lender for the last utilization of borrowings (level 2 - fair value hierarchy).

The carrying amount of remaining financial assets and financial liabilities are reasonable approximation of fair value because they are short term in nature or re-price to current market rates frequently.

The fair values calculated are for disclosure purposes only and do not have any impact on the Group's reported financial performance or position. The fair values calculated by the Group may be different from the actual amount that will be received/paid on the settlement or maturity of the financial instruments. As certain categories of financial instruments are not traded, there is management's judgment involved in calculating the fair values.

45. MANAJEMEN RISIKO (lanjutan)

Risiko operasional

Risiko operasional didefinisikan sebagai risiko akibat ketidakcukupan atau tidak berfungsinya proses internal, kesalahan manusia, kegagalan sistem, atau adanya kejadian-kejadian eksternal yang mempengaruhi aktivitas operasional Bank.

Tata Kelola Pengelolaan Risiko Operasional

Dewan Komisaris dan Direksi melakukan pengawasan secara aktif terhadap Manajemen Risiko Operasional dimana Dewan Komisaris melalui Komite Pemantau Risiko dan Direksi melalui Komite Manajemen Risiko / Komite Manajemen Risiko Non Keuangan yang dilakukan secara berkala sesuai *terms of reference* masing-masing.

Satuan Kerja *Operational Risk Management (ORM)* memiliki tanggung jawab secara langsung kepada Kepala Manajemen Risiko, atas manajemen risiko operasional. Bank telah menetapkan profil dan tingkat risiko operasional secara memadai agar sejalan dengan sasaran dan strategi bisnis Bank secara keseluruhan. Pemantauan tingkat dan profil risiko operasional dilakukan melalui penetapan *Non Financial Risk (NFR) Appetite* dan *Key Risk Indicator* yang menjadi bagian dalam perangkat kerja manajemen risiko operasional.

Kecukupan Kebijakan, Prosedur, dan Penetapan Limit

Operational Risk Management (ORM) bertanggung jawab dalam menyusun, mengembangkan dan melakukan kaji ulang secara berkala atas kebijakan ORM (*Operational Risk Management*) mencakup BCM (*Business Continuity Management*), Manajemen Asuransi, Manajemen Risiko Pihak Ketiga, Pengendalian Internal atas Informasi Keuangan dan/atau Laporan Keuangan, Tata Kelola & Manajemen Data dan prosedur yang mendukung kebijakan ORM antara lain prosedur Fungsi ICR (*Internal Control & Risk*), KCSA (*Key Control Self Assessment*), dan KRI (*Key Risk Indikator*) dengan mempertimbangkan setiap perubahan, baik secara internal maupun eksternal.

Seluruh unit kerja wajib berpedoman kepada kebijakan dan prosedur ORM dalam menjalankan aktivitas bisnis dan operasional sehari-hari. Selain itu, Bank juga telah memiliki sistem pengendalian internal untuk menjalankan setiap aktivitas bisnis dan operasional sehari-hari, seperti *dual control*, pemisahan tugas & tanggung jawab, penetapan limit, pemberian wewenang, pelaksanaan cuti wajib tahunan, proses rekonsiliasi, manajemen user akses dan lainnya.

***45. RISK MANAGEMENT** (continued)*

Operational risk

Operational risk is defined as the risks of loss resulting from inadequate or failed internal processes, people, systems failure or external events that impacted to the Bank's operational activities.

Operational Risk Management Governance

The Board of Commissioners and the Board of Directors actively supervise Operational Risk Management where the Board of Commissioners through the Risk Monitoring Committee and the Board of Directors through the Risk Management Committee / Non-Financial Risk Management Committee are carried out periodically in accordance with their respective terms of reference.

Operational Risk Management (ORM) Work Unit has direct responsibility to Head of Risk Management, for operational risk management. Bank had determined the profile and level of operational risk sufficiently to be in line with overall business goals and strategies of the Bank. Monitoring the operational risk level and profile is carried out by determining Non Financial Risk (NFR) Appetite and Key Risk Indicators as part of the operational risk management tools.

Adequacy of Policies, Procedures, and Determination of Limits

Operational Risk Management (ORM) is responsible for the formulation, development and conducting periodic reviews of policies including BCM (Business Continuity Management), Insurance Management, Third Party Risk Management, Internal Control over Financial Information and/or Financial Report, Data Governance & Management and procedures that support the ORM policy, including ICR (Internal Control & Risk) Function procedure, KCSA (Key Control Self Assessment), and KRI (Key Risk Indicator) by considering every change, both internally and externally.

All work unit must be guided by the ORM policies and procedures in carrying out its daily business and operational activities. In addition, the Bank also has internal control system to carry out every business and daily operational activity, such as dual control, separation of roles & responsibilities, setting limits, delegation of authority, implementing annual mandatory leave, reconciliation process, user access management and others.

45. MANAJEMEN RISIKO (lanjutan)

Risiko operasional (lanjutan)

Kecukupan Proses Manajemen Risiko Operasional

Proses manajemen risiko operasional di Bank mencakup identifikasi, pengukuran, pemantauan dan pengendalian risiko yang berjalan secara terstruktur, konsisten dan mengacu pada ketentuan regulator dan penerapan-praktik terbaik yang efektif.

Penyediaan aplikasi *Internal Control & Risk System (*ICRS) untuk digunakan di dalam penerapan manajemen risiko operasional Bank dan sekaligus diharapkan sebagai database guna menyajikan kebutuhan informasi secara akurat, tepat waktu dan terkini untuk analisis dan pengambilan keputusan.

Bank dan Entitas Anak telah memiliki pedoman pengelolaan kelangsungan usaha yang komprehensif dan mengacu kepada standar industri ISO 22301, dengan tujuan untuk mengantisipasi potensi risiko operasional yang dapat terjadi dari situasi ekstrem/kritikal baik yang disebabkan oleh faktor bencana alam seperti banjir, gempa bumi, dan gunung meletus maupun faktor lainnya seperti demonstrasi, kebakaran, gangguan sistem pasokan listrik, pandemi serta situasi bisnis yang kurang menguntungkan. Hal ini untuk memastikan keberlangsungan layanan kepada nasabah.

Sistem Pengendalian Internal atas Risiko Operasional

Sistem pengendalian internal atas risiko operasional dilakukan melalui penerapan model 3 (tiga) lini pertahanan (*three lines of defense*). Pada lini pertahanan pertama, *Risk Taking Unit* (RTU) dibantu oleh *Business Risk/ICR* dalam pengelolaan risiko operasional sehari hari. Pada lini pertahanan kedua, satuan kerja ORM bertugas untuk mengawasi pelaksanaan proses manajemen risiko operasional sesuai dengan kebijakan dan prosedur yang ditetapkan.

Pada lini pertahanan ketiga, Internal Audit secara independen melakukan pemeriksaan dan evaluasi terhadap tata kelola dan efektivitas manajemen risiko operasional.

Pelaksanaan tugas dan tanggung jawab dari pihak-pihak yang terkait atas sistem pengendalian internal Bank, dilakukan secara berkelanjutan dan hasilnya akan dinilai melalui perangkat kerja ICR MSA (*Maturity Self-Assessment*). Ketersediaan forum pertemuan yang diselenggarakan oleh ORM untuk senantiasa memberikan pemahaman dan pelatihan untuk penerapan sistem pengendalian internal di RTU.

***45. RISK MANAGEMENT** (continued)*

***Operational risk** (continued)*

Adequacy of Operational Risk Management Process

Bank's operational risk management process including identification, measurement, monitoring and risk control runs in a structured and consistent manner based regulator regulation and effective best practices.

The existence of the Internal Control & Risk System (ICRS) application to be used in the implementation of the Bank's operational risk management and at the same time is expected as a database to present accurate, timely and up-to-date information needs for analysis and decision-making.

The Bank and its Subsidiaries already have comprehensive business continuity management guidelines which refer to the ISO 22301 industry standard, with the aim of anticipating operational risks that may occur from extreme/critical situations either caused by natural disasters such as floods, earthquakes and volcanic eruptions or other factors such as demonstration, fires, disruptions to the power supply system, pandemic and unfavorable business situations. This is to ensure continuity of service to customers.

Internal Control System for Operational Risk

Internal control system for operational risk is carried out through the implementation of three lines of defense models. In the first line of defense, the Risk Taking Unit (RTU) assisted by Business Risk/ICR in carried out day-to-day operational risk management. In the second line of defense, the ORM work unit is tasked with supervising the implementation of the operational risk management process in accordance with established policies and procedures.

In the third line of defence, Internal Audit independently examines and evaluates the governance and effectiveness of operational risk management.

The implementation of role and responsibilities of related parties for the Bank's internal control system is carried out continuously and the results will be assessed through the ICR MSA (Maturity Self-Assessment) work tool. The availability of meeting forums organized by ORM to continuously provide understanding and training for the implementation of the internal control system in RTU.

45. MANAJEMEN RISIKO (lanjutan)

Risiko operasional (lanjutan)

Manajemen Risiko *Fraud*

Pada bulan Juli 2025 Bank membentuk Divisi AFC (Anti Financial Crime) yang berada di bawah Direktorat Kepatuhan & Hukum. Tujuan pembentukan Divisi AFC untuk memperkuat pengelolaan risiko yang lebih luas terhadap kejahatan keuangan (*financial crime*) guna meminimalisir kerugian bagi nasabah maupun Bank. Selanjutnya pada bulan Oktober 2025, fungsi investigasi telah disentralisasi di bawah Divisi AFC untuk mengoptimalkan dan meningkatkan efektivitas dari proses investigasi.

Divisi AFC saat ini berfokus pada pengelolaan risiko fraud namun kedepannya akan berkoordinasi dengan masing-masing Divisi terkait dalam pengelolaan risiko kejahatan financial yang meliputi Penipuan (fraud), Anti Pencucian Uang & Pendanaan Terorisme, Kejahatan Keuangan Hijau, Anti Penyuapan & Korupsi, Risiko Perilaku, Perdagangan Orang Dalam, Kejahatan Siber, Penghindaran Pajak dan Manipulasi Pasar.

Bank menerapkan *zero tolerance* terhadap setiap kejadian *fraud*. Bank senantiasa menindaklanjuti setiap kejadian *fraud* termasuk memberikan sanksi kepada karyawan yang melakukan maupun yang terlibat dalam kejadian *fraud* sesuai dengan ketentuan yang berlaku termasuk melakukan pelaporan kepada pihak yang berwajib (bila diperlukan).

Terkait dengan proses pencegahan risiko *fraud*, Bank telah menjalankan program *anti fraud awareness* untuk seluruh karyawan dan penandatanganan pakta integritas *Anti Fraud* dan Kode Etik yang dilakukan oleh Direksi, Dewan Komisaris, dan setiap pegawai bank.

Bank telah memiliki kebijakan yang memadai terkait proses investigasi dan pelaporan kejadian *fraud*. Untuk setiap kasus *fraud* yang terbukti, proses pemberian sanksi diputuskan oleh Komite *Fraud* dan melibatkan unit kerja terkait, *Business Risk/ICR* terkait, satuan kerja Sumber Daya Manusia dan AFC. Implementasi keputusan Komite *Fraud* dipantau dan dievaluasi secara berkala untuk menentukan upaya perbaikan di masa yang akan datang.

***45. RISK MANAGEMENT** (continued)*

***Operational risk** (continued)*

Fraud Risk Management

In July 2025, the Bank established Anti-Financial Crime (AFC) Division under Compliance & Legal Directorate. The purpose of establishing AFC Division was to strengthen broader risk management against financial crimes to minimize losses for both customers and the Bank. Furthermore, in October 2025, the investigation function was centralized under AFC Division to optimize and improve the effectiveness of the investigation process.

AFC Division currently focuses on fraud risk management, but in the future, it will coordinate with each relevant Division in managing financial crime risks, including Fraud, Anti-Money Laundering & Counter-Terrorism Financing, Green Financial Crime, Anti-Bribery & Corruption, Conduct Risk, Insider Trading, Cybercrime, Tax Evasion, and Market Manipulation.

The Bank has no tolerance towards any fraud incident. Bank always take action on every fraud incident including imposing sanctions to employees who commit or are involved in fraud incidents as per prevailing regulations including reporting to the authorities (if necessary).

In relation to fraud risk prevention process, the Bank has implemented anti fraud awareness program for all employees and the signing of Anti Fraud & Code of Ethics integrity pact by the Board of Directors, Board of Commissioners, and every Bank employee.

The Bank has adequate policies regarding investigation process and reporting of fraud. For each proven fraud case, the process of imposing sanctions is decided by Fraud Committee involving the relevant work units, related Business Risk/ICR, Human Resources and AFC unit. The implementation of Fraud Committee's decisions is monitored and evaluated periodically to determine future improvement efforts.

45. MANAJEMEN RISIKO (lanjutan)

Risiko operasional (lanjutan)

Manajemen Risiko Keamanan Siber

Di dalam rangka meningkatkan ketahanan keamanan siber bank dan pemenuhan ketentuan regulasi berlaku, Bank menerapkan manajemen risiko keamanan siber.

Tata Kelola Manajemen Risiko Keamanan Siber

Dalam pelaksanaan Tata Kelola manajemen risiko keamanan siber, Direksi dan Dewan Komisaris melakukan pengawasan aktif terhadap kecukupan penerapan keamanan siber. Adapun pelaksanaan pengawasan aktif tersebut dilakukan melalui: Komite Manajemen Risiko dan Komite Pemantau Risiko yang pelaksanaannya dilakukan secara berkala, perumusan dan penetapan tingkat risiko keamanan siber (*Risk Appetite* dan juga *Risk Tolerance*) yang tinjauannya dilakukan secara berkala sekurang-kurangnya setahun sekali serta penyelenggaraan pelatihan berkala untuk menanamkan budaya dan kesadaran risiko terkait keamanan siber.

Di samping itu, penerapan tata kelola manajemen risiko keamanan siber juga mengacu kepada standar baku yang berlaku di Bank seperti tertuang pada kerangka kerja dan kebijakan manajemen risiko keamanan siber Bank yang penerapannya dilakukan melalui 6 tahapan implementasi proses, yaitu: Tata Kelola, Identifikasi, Proteksi, Deteksi, Respon & Pelaporan dan Pemulihan.

Kecukupan Kebijakan, Prosedur, dan Penetapan Limit

Satuan kerja *Cyber Security Risk Management (CSRM)* yang bertanggung jawab langsung kepada Kepala Satuan Kerja Manajemen Risiko untuk melakukan pengembangan Kebijakan dan Prosedur Manajemen Risiko Keamanan Siber dan Informasi serta strategi manajemen risiko keamanan siber. Di mana kajian terhadap kebijakan dan strategi manajemen risiko keamanan siber ini dilaksanakan secara berkala dan berkesinambungan untuk memastikan kesesuaiannya dengan regulasi berlaku dan strategi serta arah bisnis Bank.

Dalam pelaksanaan aktivitas bisnis dan kegiatan operasionalnya, setiap unit kerja di Bank wajib menerapkan manajemen risiko keamanan siber dan informasi pada saat melakukan pengelolaan Informasi Bank, maupun saat mengakses dan mengelola sistem yang digunakan di Bank. Dengan pelaksanaannya wajib mengacu dan berpedoman kepada Kebijakan, Prosedur dan Strategi manajemen risiko keamanan siber dan informasi yang berlaku.

***45. RISK MANAGEMENT** (continued)*

***Operational risk** (continued)*

Cyber Security Risk Management

In order to improve the Bank's cybersecurity resilience and fulfil the applicable regulatory requirements, the Bank implements cybersecurity risk management.

Cybersecurity Risk Management Governance

In the implementation of cybersecurity risk management governance, Board of Directors and Board of Commissioners actively supervise the adequacy of the implementation of cybersecurity. The implementation of active supervision is carried out through: the Risk Management Committee and the Risk Monitoring Committee which are carried out periodically, the formulation and determination of the level of cybersecurity risk (Risk Appetite and Risk Tolerance) which are reviewed periodically at least once a year as well as the implementation of periodic training to instill a culture and awareness of risks related to cybersecurity.

In addition, the implementation of cybersecurity risk management governance also refers to the standard standards applicable at the Bank as stated in the Bank's cybersecurity risk management framework and policy which is implemented through 6 stages of process implementation, namely: Governance, Identification, Protection, Detection, Response & Reporting and Recovery.

Adequacy of Policies, Procedures, and Determination of Limits

Cyber Security Risk Management (CSRM) work unit that is directly responsible to Head of the Risk Management to develop Cybersecurity and Information Risk Management Policies and Procedures as well as cybersecurity risk management strategies. Where the review of cybersecurity risk management policies and strategies is carried out periodically and continuously to ensure their compliance with applicable regulations and the Bank's business strategies and directions.

In the implementation of its business activities and operational activities, each work unit in the Bank is required to implement cybersecurity and information risk management when managing the Bank's Information, as well as when accessing and managing the systems used in the Bank. With its implementation, it is mandatory to refer to and be guided by the applicable cybersecurity and information risk management policies, procedures and strategies.

45. MANAJEMEN RISIKO (lanjutan)

Risiko operasional (lanjutan)

Manajemen Risiko Keamanan Siber (lanjutan)

Kecukupan Proses Manajemen Risiko Keamanan Siber

Untuk memastikan kecukupan proses penerapan manajemen risiko keamanan siber, Bank menerapkan pelaksanaan tata kelola risiko keamanan siber melalui pelaksanaan pengawasan aktif dari direksi dan dewan komisaris, penentuan risk appetite dan *risk tolerance* serta penyelenggaraan program untuk peningkatan budaya dan kesadaran risiko keamanan siber.

Selain itu, Bank melakukan pengembangan kerangka kerja manajemen risiko terkait keamanan siber termasuk penetapan strategi manajemen risiko keamanan siber selaras dengan strategi dan arah bisnis Bank, dan juga penerapan sistem pengendalian internal guna memastikan penerapan manajemen resiko keamanan siber & informasi di Bank serta memastikan ketersediaan Sumber Daya Manusia (SDM) yang bertanggung jawab.

Bank juga memastikan penerapan ketahanan keamanan siber Bank melalui pelaksanaan tahapan-tahapan manajemen risiko keamanan, yaitu tata kelola, identifikasi, proteksi (perlindungan aset), deteksi, respon & pelaporan dan pemulihan.

Sistem Pengendalian Internal atas Risiko Keamanan Siber

Sistem pengendalian internal atas risiko keamanan siber dilakukan melalui penerapan model 3 (tiga) lini pertahanan (*three lines of defense*). Pada lini pertahanan pertama, Risk Taking Unit (RTU) dibantu oleh Business Risk/ICR memastikan penerapan manajemen risiko keamanan siber pada pelaksanaan proses bisnis sehari-hari. Pada lini pertahanan kedua, Satuan kerja *Cyber Security Risk Management (CSRM)* bertugas untuk mengawasi pelaksanaan proses manajemen risiko sesuai dengan kebijakan yang ditetapkan.

Pada lini pertahanan ketiga, Internal Audit secara independen melakukan pemeriksaan dan evaluasi terhadap tata kelola dan efektivitas manajemen risiko keamanan siber. Pelaksanaan pengendalian risiko pada lini pertahanan ketiga ini juga dapat melibatkan audit eksternal independen pada saat dibutuhkan.

Proses pengendalian manajemen risiko keamanan siber Bank dilakukan secara berkesinambungan oleh seluruh pihak terkait di Bank. Di samping itu, proses pengendalian risiko keamanan siber juga dilakukan melalui pelaksanaan pengukuran tingkat kematangan keamanan siber secara berkala untuk mengukur tingkat penerapan manajemen risiko keamanan siber. Hasil dari pengukuran tingkat kematangan keamanan siber ini dimanfaatkan untuk melakukan kaji ulang terhadap kecukupan penerapan dan pengendalian manajemen risiko keamanan siber yang diimplementasikan di Bank.

45. RISK MANAGEMENT (continued)

Operational risk *(continued)*

Cyber Security Risk Management *(continued)*

Adequacy of the Cybersecurity Risk Management Process

To ensure the adequacy of the cybersecurity risk management implementation process, the Bank implements cybersecurity risk governance through the implementation of active supervision from the board of directors and board of commissioners, determination of risk appetite and risk tolerance and the implementation of programs to improve the culture and awareness of cybersecurity risks.

In addition, the Bank is developing a risk management framework related to cybersecurity, including establishing a cybersecurity risk management strategy in line with the Bank's business strategy and direction, and also implementing an internal control system to ensure the implementation of cybersecurity & information risk management in the Bank as well as managing & ensuring the availability of responsible Human Resources (HR).

The Bank also ensures the implementation of the Bank's cyber security resilience through the implementation of the stages of cyber security risk management, such as governance, identification, protection (asset protection), detection, response & reporting and recovery.

Internal Control System for Cybersecurity Risks

The internal control system for cybersecurity risks is carried out through the application of the 3 (three) lines *of defense model*. On the first line of defense, the Risk Taking Unit (RTU) assisted by Business Risk/ICR ensures the application of cybersecurity risk management in the implementation of daily business processes. On the second line of defense, *Cyber Security Risk Management (CSRM) work unit* is in charge of to supervise the implementation of the risk management process in accordance with the established policies.

In the third line of defense, Internal Audit independently conducts an examination and evaluation of the governance and effectiveness of cybersecurity risk management. The implementation of risk control on this third line of defense can also involve independent external audits when needed.

The Bank's cyber security risk management control process is carried out continuously by all relevant parties in the Bank. In addition, the cybersecurity risk control process is also carried out through the implementation of periodic measurement of cybersecurity maturity levels to measure the level of implementation of cybersecurity risk management. The results of this measurement of cybersecurity maturity level are used to review the adequacy of the implementation and control of cybersecurity risk management implemented at the Bank.

46. ASET DAN LIABILITAS DALAM MATA UANG ASING

Saldo aset dan liabilitas moneter dalam mata uang asing adalah sebagai berikut:

46. ASSETS AND LIABILITIES IN FOREIGN CURRENCIES

The balances of monetary assets and liabilities in foreign currencies are as follows:

	Mata uang asing (dalam ribuan)/ *Foreign currency (In thousand)*		Rupiah (dalam jutaan)/ *Rupiah (In million)*		
	31 Desember/*December*				
	2025	2024	2025	2024	
ASET					***ASSETS***
Kas					*Cash*
Dolar Amerika Serikat	1,230	1,577	20,510	25,378	*United States Dollar*
Yen Jepang	24,659	114	2,626	1,905	*Japanese Yen*
Dolar Singapura	62	18,488	798	1,351	*Singapore Dollar*
			23,934	28,634	
Giro pada Bank Indonesia					*Current accounts with Bank Indonesia*
Dolar Amerika Serikat	151,497	148,235	2,526,204	2,385,842	*United States Dollar*
Giro pada bank-bank lain					*Current accounts with other banks*
Dolar Amerika Serikat	30,203	13,057	503,632	210,159	*United States Dollar*
Yen Jepang	2,585,363	1,963,509	275,341	202,300	*Japanese Yen*
Dolar Singapura	6,697	9,309	86,827	110,267	*Singapore Dollar*
Poundsterling Inggris	2,174	1,567	48,795	31,681	*British Poundsterling*
Dolar Australia	2,979	3,261	33,223	32,654	*Australian Dollar*
Baht Thailand	61,688	39,294	32,645	18,460	*Thailand Baht*
Yuan China	11,242	22,327	26,812	49,087	*China Yuan*
Euro Eropa	1,241	2,538	24,280	42,530	*European Euro*
Dolar Hong Kong	4,393	5,056	9,411	10,482	*Hong Kong Dollar*
Lain-lain	304	93	5,065	1,497	*Others*
			1,046,031	709,117	
Penempatan pada Bank Indonesia dan bank-bank lain					*Placements with Bank Indonesia and other banks*
Dolar Amerika Serikat	59,007	247,064	983,936	3,976,498	*United States Dollar*
Efek-efek					*Securities*
Dolar Amerika Serikat	15,749	59,344	262,619	955,144	*United States Dollar*
Tagihan akseptasi					*Acceptance receivables*
Dolar Amerika Serikat	110,357	77,364	1,840,200	1,245,175	*United States Dollar*
Yen Jepang	458,416	451,885	48,821	46,558	*Japanese Yen*
Yuan China	5,096	32,334	12,155	71,087	*China Yuan*
			1,901,176	1,362,820	
Pinjaman yang diberikan					*Loans*
Dolar Amerika Serikat	2,774,526	2,596,988	46,265,223	41,798,523	*United States Dollar*
Yuan China	504,739	-	1,203,803	-	*Australian Dollar*
Yen Jepang	3,898,315	4,414,947	415,171	454,872	*Japanese Yen*
Dolar Australia	14,060	13,535	156,798	135,535	*China Yuan*
Euro Eropa	674	1,179	13,191	19,764	*European Euro*
			48,054,186	42,408,694	
Penyertaan saham					*Investment in shares*
Dolar Amerika Serikat	243	3,278	4,050	52,763	*United States Dollar*
Aset lain-lain					*Other assets*
Dolar Amerika Serikat	13,697	13,000	228,394	209,233	*United States Dollar*
Euro Eropa	100	-	1,957	-	*European Euro*
Dolar Singapura	100	-	1,297	-	*Singapore Dollar*
Poundsterling Inggris	50	-	1,122	-	*British Poundsterling*
Dolar Australia	100	-	1,115	-	*Australian Dollar*
Lain-lain	16	9	265	152	*Others*
			234,150	209,385	
Jumlah aset			**55,036,286**	**52,088,897**	***Total assets***

46. ASET DAN LIABILITAS DALAM MATA UANG ASING (lanjutan)

Saldo aset dan liabilitas moneter dalam mata uang asing adalah sebagai berikut: (lanjutan)

46. ASSETS AND LIABILITIES IN FOREIGN CURRENCIES (continued)

The balances of monetary assets and liabilities in foreign currencies are as follows: (continued)

	Mata uang asing (dalam ribuan)/ *Foreign currency (In thousand)*		Rupiah (dalam jutaan)/ *Rupiah (In million)*		
	31 Desember/*December*				
	2025	2024	2025	2024	
LIABILITAS					***LIABILITIES***
Liabilitas segera					*Liabilities due immediately*
Dolar Amerika Serikat	1,478	65	24,640	1,042	*United States Dollar*
Giro					*Current accounts*
Dolar Amerika Serikat	679,468	458,959	11,330,132	7,386,940	*United States Dollar*
Yen Jepang	13,081,889	15,199,204	1,393,221	1,565,974	*Japanese Yen*
Yuan China	38,406	5,406	91,598	11,885	*China Yuan*
Euro Eropa	1,856	5,481	36,330	91,857	*European Euro*
Dolar Singapura	2,068	1,745	26,814	20,672	*Singapore Dollar*
Baht Thailand	31,617	17,384	16,732	8,167	*Thailand Baht*
Lain-lain	364	239	6,070	3,851	*Others*
			12,900,897	9,089,346	
Tabungan					*Savings deposits*
Dolar Amerika Serikat	54,665	50,118	911,542	806,642	*United States Dollar*
Yen Jepang	2,881,682	3,066,825	306,899	315,975	*Japanese Yen*
Dolar Singapura	14,145	9,536	183,389	112,948	*Singapore Dollar*
Euro Eropa	6,366	6,228	124,596	104,366	*European Euro*
Lain-lain	10,377	8,969	173,039	144,363	*Others*
			1,699,465	1,484,294	
Deposito berjangka dan deposito *on call*					*Time deposits and deposits on call*
Dolar Amerika Serikat	806,445	697,583	13,447,478	11,227,605	*United States Dollar*
Dolar Singapura	9,470	1,980	122,782	23,452	*Singapore Dollar*
Yen Jepang	145,153	209,639	15,459	21,599	*Japanese Yen*
Lain-lain	659	-	10,992	-	*Others*
			13,596,711	11,272,656	
Simpanan dari bank-bank lain					*Deposits from other banks*
Dolar Amerika Serikat	204,617	-	3,411,983	-	*United States Dollar*
Yuan China	30,034	-	71,631	-	*China Yuan*
			3,483,614	-	
Liabilitas akseptasi					*Acceptance payables*
Dolar Amerika Serikat	76,229	70,048	1,271,120	1,127,421	*United States Dollar*
Yen Jepang	458,416	451,885	48,821	46,558	*Japanese Yen*
Yuan China	5,096	32,334	12,155	71,087	*China Yuan*
			1,332,096	1,245,066	
Pinjaman yang diterima					*Borrowings*
Dolar Amerika Serikat	1,747,679	2,301,024	29,142,555	37,034,980	*United States Dollar*
Yen Jepang	36,920,009	40,054,382	3,931,981	4,126,803	*Japanese Yen*
			33,074,536	41,161,783	
Pinjaman subordinasi					*Subordinated loans*
Dolar Amerika Serikat	200,637	200,626	3,345,621	3,229,069	*United States Dollar*
Liabilitas lain-lain					*Other liabilities*
Dolar Amerika Serikat	13,784	14,442	229,856	242,336	*United States Dollar*
Yen Jepang	21,449	9,893	2,284	1,019	*Japanese yen*
Euro Eropa	42	4	829	66	*European Euro*
Lain-lain	15	25	246	401	*Others*
			233,215	243,822	
Jumlah liabilitas			**69,690,795**	**67,727,078**	***Total liabilities***
(Liabilitas) aset bersih			**(14,654,509)**	**(15,638,181)**	***Net (liabilities) assets***

47. STANDAR AKUNTANSI YANG DITERBITKAN NAMUN BELUM BERLAKU EFEKTIF

Pernyataan Standar Akuntansi Keuangan (PSAK) relevan yang telah disahkan oleh Dewan Standar Akuntansi Keuangan (DSAK) namun belum berlaku efektif untuk laporan keuangan konsolidasian untuk tahun yang berakhir pada tanggal 31 Desember 2025 adalah sebagai berikut:

PSAK yang akan berlaku sejak tanggal 1 Januari 2026:
- Amandemen PSAK 109 dan PSAK 107 "Amandemen atas Klasifikasi dan Pengukuran Instrumen Keuangan"
- Amandemen Tahunan 2024 "Amandemen PSAK 107, PSAK 109, PSAK 110, dan PSAK 207"

PSAK yang akan berlaku sejak tanggal 1 Januari 2027:
- PSAK 413 "Penurunan Nilai"
- PSAK 118 "Penyajian dan Pengungkapan dalam Laporan Keuangan"

Pada saat penerbitan laporan keuangan konsolidasian, Grup masih mengevaluasi dampak yang mungkin timbul dari penerapan standar baru tersebut serta pengaruhnya terhadap laporan keuangan konsolidasian.

47. ISSUED BUT NOT YET EFFECTIVE ACCOUNTING STANDARDS

The relevant Statements of Financial Accounting Standards (PSAK) issued by the Board of Financial Accounting Standards (DSAK) but not yet effective for the consolidated financial statements for the yeard ended 31 December 2025 are as follows:

PSAK that will become effective on 1 January 2026:
- *Amendments to PSAK 109 and PSAK 107 "Amendments to the Classification and Measurement of Financial Instruments"*
- *Annual Improvements 2024 "Amendments to PSAK 107, PSAK 109, PSAK 110, and PSAK 207"*

PSAK that will become effective on 1 January 2026:
- *PSAK 413 "Impairment Losses"*
- *PSAK 118 "Presentation and Disclosure in Financial Statements"*

As at the authorization date of these consolidated financial statements, the Group is still evaluating the potential impact of the new standard to the consolidated financial statements.

48. REKONSILIASI UTANG BERSIH / *48. NET DEBT RECONCILIATION*

	Pinjaman yang diterima/ *Borrowings*	Utang obligasi/ *Bonds payable*	Pinjaman subordinasi/ *Subordinated loans*	Liabilitas sewa/*Lease liabilities*	Jumlah/ *Total*	
Utang bersih tanggal 1 Januari 2024	31,355,517	202,083	3,090,360	353,990	35,001,950	*Net debt as of 1 January 2024*
Arus kas	3,887,259	1,705,615	(270,587)	(74,885)	5,247,402	*Cash flows*
Perubahan lain*)	14,415,451	1,053,343	409,296	56,170	15,934,260	*Other changes *)*
Utang bersih tanggal 31 Desember 2024	49,658,227	2,961,041	3,229,069	335,275	56,183,612	*Net debt as of 31 December 2024*
Arus kas	(13,018,403)	3,507,410	(190,895)	(77,217)	(9,779,105)	*Cash flows*
Perubahan lain*)	2,097,060	355,006	307,447	150,882	2,910,395	*Other changes *)*
Utang bersih tanggal 31 Desember 2025	38,736,884	6,823,457	3,345,621	408,940	49,314,902	*Net debt as of 31 Decemmber 2025*

*) Perubahan lain termasuk pergerakan non-kas yang merupakan dampak perubahan selisih kurs, amortisasi biaya transaksi, akrual beban bunga, dan penambahan dari akuisisi Entitas Anak.

**) Other changes include non-cash movements which are effect of exchange rate, amortization of transaction cost, accrued interest expenses and addition from acquisition of Subsidiaries.*

49. INFORMASI TAMBAHAN YANG TIDAK DISYARATKAN OLEH STANDAR AKUNTANSI INDONESIA

Informasi tambahan berikut yang disajikan di bawah ini merupakan informasi yang disyaratkan oleh regulasi yang berlaku sesuai catatan 2b dan bukan/tidak merupakan informasi yang dipersyaratkan oleh Standar Akuntansi Indonesia:

49. ADDITIONAL INFORMATION THAT IS NOT REQUIRED BY INDONESIAN ACCOUNTING STANDARDS

The following additional information presented below is information required by applicable regulations as per Notes 2b and is not information required by Indonesian Accounting Standards:

a. Jaringan distribusi / *Distribution network*

Jaringan distribusi Bank dan Entitas Anak pada tanggal 31 Desember 2025 dan 2024 adalah sebagai berikut:

The Bank and Subsidiaries distribution network as of 31 December 2025 and 2024 was as follows:

	31 Desember/*December*		
	2025	**2024**	
Kantor Cabang	500	489	*Branches*
Kantor Cabang Pembantu	164	198	*Sub-Branches*
ATM dan TCR	222	231	*ATM and TCR*
Kantor Fungsional	1,539	1,575	*Functional Branches*
	2,425	2,493	

b. Aset keuangan berdasarkan kolektibilitas OJK / *Financial assets based on OJK collectablity*

Tabel di bawah ini menggambarkan nilai tercatat (sebelum cadangan kerugian penurunan nilai) dari aset keuangan berdasarkan kolektibilitas OJK:

The table below summarizes the carrying amounts (before allowance for impairment losses) of financial assets based on OJK collectability:

	31 Desember/*December* 2025						
	Lancar/ *Current*	**Dalam Perhatian Khusus/ *Special Mention***	**Kurang Lancar/ *Substandard***	**Diragukan/ *Doubtful***	**Macet/ *Loss***	**Jumlah/ *Total***	
Giro pada Bank Indonesia (Catatan 5)	7,915,463	-	-	-	-	7,915,463	*Current accounts with Bank Indonesia (Note 5)*
Giro pada bank-bank lain (Catatan 6)	1,306,952	-	-	-	-	1,306,952	*Current accounts with other banks (Note 6)*
Penempatan pada Bank Indonesia dan bank-bank lain (Catatan 7)	14,922,235	-	-	-	-	14,922,235	*Placements with Bank Indonesia and other banks (Note 7)*
Efek-efek (Catatan 8)	25,684,516	-	-	-	-	25,684,516	*Securities (Note 8)*
Efek-efek yang dibeli dengan janji dijual kembali (*reverse repo*) (Catatan 9)	1,683,826	-	-	-	-	1,683,826	*Securities purchased under resale agreements (reverse repo) (Note 9)*
Tagihan derivatif (Catatan 10)	1,279,538	1,334	-	-	-	1,280,872	*Derivative receivables (Note 10)*
Tagihan akseptasi (Catatan 11)	3,793,458	-	-	-	-	3,793,458	*Acceptance receivables (Note 11)*
Pinjaman yang diberikan dan pembiayaan/piutang syariah (Catatan 12)	145,488,554	7,155,289	341,176	418,399	1,607,421	155,010,839	*Loans and sharia financing/ receivables (Note 12)*
Penyertaan saham	22,522	4,050	-	-	-	26,572	*Investment in shares*
	202,097,064	7,160,673	341,176	418,399	1,607,421	211,624,733	
Komitmen dan kontinjensi	155,362,711	1,267,373	-	-	-	156,630,084	*Commitments and contingencies*

49. INFORMASI TAMBAHAN YANG TIDAK DISYARATKAN OLEH STANDAR AKUNTANSI INDONESIA (lanjutan)

b. Aset keuangan berdasarkan kolektibilitas OJK (lanjutan)

Tabel di bawah ini menggambarkan nilai tercatat (sebelum cadangan kerugian penurunan nilai) dari aset keuangan berdasarkan kolektibilitas OJK: (lanjutan)

49. ADDITIONAL INFORMATION THAT IS NOT REQUIRED BY INDONESIAN ACCOUNTING STANDARDS *(continued)*

b. Financial assets based on OJK collectablity *(continued)*

The table below summarizes the carrying amounts (before allowance for impairment losses) of financial assets based on OJK collectability: (continued)

	31 Desember/*December* 2024						
	Lancar/ *Current*	**Dalam Perhatian Khusus/ *Special Mention***	**Kurang Lancar/ *Substandard***	**Diragukan/ *Doubtful***	**Macet/ *Loss***	**Jumlah/ *Total***	
Giro pada Bank Indonesia (Catatan 5)	9,443,461	-	-	-	-	9,443,461	*Current accounts with Bank Indonesia (Note 5)*
Giro pada bank-bank lain (Catatan 6)	1,035,001	-	-	-	-	1,035,001	*Current accounts with other banks (Note 6)*
Penempatan pada Bank Indonesia dan bank-bank lain (Catatan 7)	12,694,705	-	-	-	-	12,694,705	*Placements with Bank Indonesia and other banks (Note 7)*
Efek-efek (Catatan 8)	27,981,308	-	-	-	-	27,981,308	*Securities (Note 8)*
Efek-efek yang dibeli dengan janji dijual kembali (Catatan 9)	468,188	-	-	-	-	468,188	*Securities purchased under resale agreements (reverse repo) (Note 9)*
Tagihan derivatif (Catatan 10)	1,747,123	1,002	-	-	-	1,748,125	*Derivative receivables (Note 10)*
Tagihan akseptasi (Catatan 11)	3,334,619	-	-	-	-	3,334,619	*Acceptance receivables (Note 11)*
Pinjaman yang diberikan dan pembiayaan/piutang syariah (Catatan 12)	140,454,478	7,130,193	500,108	319,920	1,567,296	149,971,995	*Loans and sharia financing/ receivables (Note 12)*
Penyertaan saham	22,522	52,763	-	-	-	75,285	*Investment in shares*
	197,181,405	7,183,958	500,108	319,920	1,567,296	206,752,687	
Komitmen dan kontinjensi	155,362,711	1,267,373	-	-	-	156,630,084	*Commitments and contingencies*

c. Giro Wajib Minimum (GWM)

Giro Wajib Minimum (GWM) pada tanggal 31 Desember 2025 dan 2024 adalah sebagai berikut:

c. Statutory Reserves

As of 31 December 2025 and 2024, the statutory reserves were as follows:

	31 Desember/*December*		
	2025	**2024**	
Bank			*Bank*
Rupiah			*Rupiah*
- GWM Bank Konvensional Rata-rata	6.97%	6.91%	*Average Conventional Bank - Statutory Reserves*
- GWM Penyangga Likuiditas Makroprudensial ("PLM")	16.84%	19.44%	*Statutory Reserve Macroprudential - Liquidity Buffer ("PLM")*
- GWM Rasio Intermediasi Makroprudensial ("RIM")*	-	-	*Statutory Reserve Macroprudential - Intermediation Ratio ("RIM")**
Mata uang asing			*Foreign currencies*
- GWM Rata-rata	4.02%	4.02%	*Average Statutory Reserves -*

*) Pada tanggal 31 Desember 2025 dan 2024, rasio RIM Bank berada di atas batas yang ditentukan. Walaupun demikian, Bank tidak dikenakan GWM RIM dikarenakan rasio KPMM Bank berada di atas 14%.

**) As of 31 December 2025 and 2024, the Bank's RIM ratio is above the specified limit. Nevertheless the Bank is not subject to the Statutory Reserves RIM as the Bank's CAR is above 14%.*

49. INFORMASI TAMBAHAN YANG TIDAK DISYARATKAN OLEH STANDAR AKUNTANSI INDONESIA (lanjutan)

c. Giro Wajib Minimum (GWM) (lanjutan)

Giro Wajib Minimum (GWM) pada tanggal 31 Desember 2025 dan 2024 adalah sebagai berikut: (lanjutan)

	31 Desember/*December*	
	2025	**2024**
Entitas Anak		*Subsidiary*
Rupiah		*Rupiah*
- GWM Total (Bank Syariah)	6.69%	5.86% *Total Statutory Reserves (Sharia Bank) -*

Pemenuhan GWM Bank dan Entitas Anak dalam mata uang Rupiah dan Valuta Asing sesuai Peraturan Bank Indonesia (PBI) No 11 Tahun 2024 terkait Pengendalian Moneter serta peraturan-peraturan pelaksanaannya. Pemenuhan Penyangga Likuiditas Makroprudensial (PLM) sesuai PBI No.20/4/PBI/2018 dan perubahan terakhirnya dalam PBI No.24/16/PBI/2022 serta peraturan-peraturan pelaksanaannya.

d. Batas Maksimum Pemberian Kredit ("BMPK")

Berdasarkan laporan Batas Maksimum Pemberian Kredit (BMPK) Grup yang disampaikan kepada OJK, pada tanggal 31 Desember 2025 dan 2024 tidak terdapat pelanggaran ataupun pelampauan BMPK kepada pihak ketiga dan pihak berelasi sesuai dengan peraturan yang telah ditetapkan OJK.

e. Rasio pinjaman yang diberikan kepada Usaha Mikro, Kecil dan Menengah ("UMKM")

Rasio pinjaman yang diberikan kepada Usaha Mikro, Kecil dan Menengah ("UMKM") terhadap jumlah pinjaman yang diberikan pada tanggal 31 Desember 2025 dan 2024 masing-masing sebesar 12,50% dan 13,49%. Rasio tersebut dihitung sesuai dengan peraturan Bank Indonesia yang berlaku.

f. Kredit sindikasi

Keikutsertaan Bank sebagai anggota dan/atau *arranger* dalam kredit sindikasi berkisar antara 0,80% sampai dengan 86,19% dari fasilitas kredit sindikasi pada tanggal 31 Desember 2025 dan 0,80% sampai dengan 82,98% dari fasilitas kredit sindikasi pada tanggal 31 Desember 2024.

***49. ADDITIONAL INFORMATION THAT IS NOT REQUIRED BY INDONESIAN ACCOUNTING STANDARDS** (continued)*

***c. Statutory Reserves** (continued)*

As of 31 December 2025 and 2024, the statutory reserves were as follows: (continued)

Compliance of Group's GWM in Rupiah and Foreign Currency is inline with Bank Indonesia Regulation (PBI) PBI No 11 Year 2024 regarding Monetary Policy and its implementation regulations. Compliance of Macroprudential Liquidity Buffer (PLM) is inline with PBI No.20/4/PBI/2018 with the latest amendment in PBI No.24/16/PBI/2022 and its implementation regulations.

d. Legal Lending Limit ("LLL")

Based on the Group's Legal Lending Limit (LLL) report to OJK, as of 31 December 2025 and 2024 there was no violation or excess of LLL to both third parties and related parties in compliance with OJK's regulation.

e. Ratios of loans extended to Micro, Small and Medium Enterprises ("UMKM")

Ratios of loans extended to Micro, Small and Medium Enterprises ("UMKM") to total loans as of 31 December 2025 and 2024 were 12.50% and 13.49%, respectively. These ratios were calculated based on the prevailing Bank Indonesia regulations.

f. Syndicated loans

Total participation of the Bank in syndicated loans, in which the Bank acted as a member and/or arranger, ranged from 0.80% up to 86.19% of syndicated loan facility as of 31 December 2025 and 0.80% up to 82.98% of syndicated loan facility as of 31 December 2024.

49. INFORMASI TAMBAHAN YANG TIDAK DISYARATKAN OLEH STANDAR AKUNTANSI INDONESIA (lanjutan)

g. Pinjaman yang diberikan dan pembiayaan/ piutang syariah bermasalah

Berdasarkan peraturan OJK yang berlaku, rasio bruto pinjaman yang diberikan dan pembiayaan/piutang syariah bermasalah setinggi-tingginya adalah 5% dari jumlah pinjaman yang diberikan dan pembiayaan/ piutang syariah. Rasio kredit bermasalah bruto dan bersih Grup adalah sebagai berikut:

***49. ADDITIONAL INFORMATION THAT IS NOT REQUIRED BY INDONESIAN ACCOUNTING STANDARDS** (continued)*

g. Non-performing loans and sharia financing/receivables

Based on prevailing OJK regulations, the maximum gross non-performing loans and sharia financing/receivables ratio for a bank is 5% from total loans and sharia financing/receivables given. The gross and net non-performing loan ratios of the Group was as follows:

	31 Desember/*December*		
	2025	**2024**	
Kurang lancar	341,176	500,108	*Substandard*
Diragukan	418,399	319,920	*Doubtful*
Macet	1,607,421	1,567,296	*Loss*
Jumlah pinjaman yang diberikan dan pembiayaan/piutang syariah bermasalah - kotor	2,366,996	2,387,324	*Total non-performing loans and sharia financing/receivables - gross*
Cadangan kerugian penurunan nilai	(1,304,481)	(1,727,088)	*Allowance for impairment losses*
Jumlah pinjaman yang diberikan dan pembiayaan/piutang syariah bermasalah - bersih	1,062,515	660,236	*Total non-performing loans and sharia financing/receivables - net*
Jumlah pinjaman yang diberikan dan pembiayaan/piutang syariah yang diberikan	155,010,839	149,971,995	*Total loans and sharia financing/ receivables*
Jumlah pinjaman kepada Bank lain	(1,557,657)	(1,017,761)	*Total loans to other banks*
	153,453,182	148,954,234	
Rasio pinjaman yang diberikan dan pembiayaan/piutang syariah bermasalah - kotor	1.54%	1.60%	*Non-performing loans and sharia financing/receivables ratio - gross*
Rasio pinjaman yang diberikan dan pembiayaan/piutang syariah bermasalah - bersih	0.69%	0.44%	*Non-performing loans and sharia financing/receivables ratio - net*

Rasio pemenuhan cadangan kerugian penurunan nilai aset keuangan Grup (persentase cadangan kerugian penurunan nilai aset keuangan yang telah dibentuk terhadap jumlah minimum cadangan kerugian penurunan nilai aset keuangan sesuai ketentuan Bank Indonesia) pada tanggal 31 Desember 2025 dan 2024 masing-masing adalah sebesar 97,89% dan 110,70%.

The Group's ratio of allowance for impairment losses on financial assets (percentage of allowance for impairment losses on financial assets recorded to the minimum allowance for impairment losses on financial assets as required by Bank Indonesia) as of 31 December 2025 and 2024 were 97.89% and 110.70%, respectively.

49. INFORMASI TAMBAHAN YANG TIDAK DISYARATKAN OLEH STANDAR AKUNTANSI INDONESIA (lanjutan)

h. Pinjaman yang diberikan dan pembiayaan/piutang syariah yang direstrukturisasi

Pada tanggal 31 Desember 2025 dan 2024, jumlah pinjaman yang diberikan dan pembiayaan/piutang syariah yang telah direstrukturisasi berdasarkan kolektibilitas OJK adalah sebagai berikut:

***49. ADDITIONAL INFORMATION THAT IS NOT REQUIRED BY INDONESIAN ACCOUNTING STANDARDS** (continued)*

h. Restructured loans and sharia financing/receivables

As of 31 December 2025 and 2024, total restructured loans and sharia financing/ receivables based on OJK grading was as follows:

	31 Desember/*December* 2025						
	Lancar/ *Current*	**Dalam perhatian khusus/ *Special mention***	**Kurang lancar/ *Substandard***	**Diragukan /*Doubtful***	**Macet/ *Loss***	**Jumlah/ *Total***	
Korporasi	-	4,027,482	-	-	-	4,027,482	*Corporates*
Pensiunan	156	-	-	-	-	156	*Pensioners*
Umum	1,655	563	172	46,692	30	49,112	*General purpose*
Usaha kecil menengah	453,423	118,473	4,780	8,898	268,620	854,194	*Small medium enterprises*
Usaha mikro kecil	40,302	26,287	4,942	162	3,352	75,045	*Micro business*
Pembiayaan/ piutang syariah	308,874	3,153	1,772	1,164	-	314,963	*Sharia financing/ receivables*
	804,410	4,175,958	11,666	56,916	272,002	5,320,952	

	31 Desember/*December* 2024						
	Lancar/ *Current*	**Dalam perhatian khusus/ *Special mention***	**Kurang lancar/ *Substandard***	**Diragukan /*Doubtful***	**Macet/ *Loss***	**Jumlah/ *Total***	
Korporasi	444	3,434,907	-	-	487,942	3,923,293	*Corporates*
Pensiunan	197	-	-	-	-	197	*Pensioners*
Umum	351	562	20	86	46,631	47,650	*General purpose*
Usaha kecil menengah	578,412	142,272	6,055	7,578	424,488	1,158,805	*Small medium enterprises*
Usaha mikro kecil	23,017	16,027	656	1,081	685	41,466	*Micro business*
Pembiayaan/ piutang syariah	62,145	5,999	7,301	1,035	473	76,953	*Sharia financing/ receivables*
	664,566	3,599,767	14,032	9,780	960,219	5,248,364	

49. INFORMASI TAMBAHAN YANG TIDAK DISYARATKAN OLEH STANDAR AKUNTANSI INDONESIA (lanjutan)

i. Risiko Kredit

Porsi kredit yang diberikan yang mendapatkan manfaat dari agunan, baik sebagian maupun penuh, sebagai mitigasi dari risiko kredit pada tanggal 31 Desember 2025 dan 2024 masing-masing sebesar 45,45% dan 43,00% dari jumlah kredit yang diberikan.

j. Posisi Devisa Neto

Berdasarkan Peraturan Bank Indonesia mengenai Posisi Devisa Neto yang berlaku, maksimum Posisi Devisa Neto adalah 20% dari modal.

Posisi Devisa Neto adalah jumlah dari nilai absolut selisih bersih aset dan liabilitas dalam laporan posisi keuangan untuk setiap mata uang asing dan selisih bersih tagihan dan kewajiban komitmen dan kontinjensi dalam rekening administratif untuk setiap mata uang asing, yang semuanya dinyatakan dalam Rupiah.

Berikut adalah Posisi Devisa Neto Bank pada tanggal 31 Desember 2025 dan 2024 dalam mata uang (ekuivalen Rupiah). Nilai ini adalah yang dilaporkan kepada Bank Indonesia pada tanggal laporan posisi keuangan sebagai bagian dari laporan harian.

49. ADDITIONAL INFORMATION THAT IS NOT REQUIRED BY INDONESIAN ACCOUNTING STANDARDS (continued)

i. Credit Risk

The portion of loans that benefits from such partial or full collateralization as credit risk mitigation as of 31 December 2025 and 2024 were 45.45% and 43.00% of total outstanding loans, respectively.

j. Net Open Position

Based on the prevailing Bank Indonesia Regulation relating with Net Open Position, the maximum Net Open Position is at 20% of capital.

Net Open Position is the sum of the absolute values of the net difference between assets and liabilities in the statement of financial position for each foreign currency and the net difference of receivables and commitments and contingent liabilities in the administrative accounts for each foreign currency, which are all stated in Rupiah.

Below is the Net Open Position of Bank as of 31 December 2025 and 2024 in currency (Rupiah equivalent). These amounts are reported to Bank Indonesia on the statement of financial position's date as part of daily reporting.

	31 Desember/*December* 2025			
Mata Uang	**Aset/ *Assets***	**Liabilitas/ *Liabilities***	**Posisi Devisa Neto/ *Net Open Position***	***Currencies***
Laporan posisi keuangan dan rekening administratif				***Statement of financial position and off-balance sheet***
Dolar Amerika Serikat	103,582,932	103,531,546	51,386	*United States Dollar*
Yen Jepang	4,096,628	4,265,095	168,467	*Japanese Yen*
Dolar Singapura	347,363	333,772	13,591	*Singapore Dollar*
Euro Eropa	645,768	657,500	11,732	*European Euro*
Baht Thailand	32,815	36,485	3,670	*Thailand Baht*
Poundsterling Inggris	50,424	52,288	1,864	*British Poundsterling*
Dolar Australia	190,999	188,527	2,472	*Australian Dollar*
Yuan China	1,892,592	1,880,439	12,153	*China Yuan*
Dolar Hong Kong	9,555	11,801	2,246	*Hong Kong Dollar*
Franc Swiss	1,701	-	1,701	*Swiss Franc*
Riyal Saudi Arabia	3,353	1,829	1,524	*Saudi Arabia Riyal*
Rupee India	97	7	90	*Indian Rupee*
Ringgit Malaysia	1	-	1	*Malaysia Ringgit*
Jumlah			270,897	***Total***
Jumlah Modal Tier I dan II			38,093,214	***Total Tier I and II Capital***
Rasio PDN			0.71%	*NOP Ratio*

49. INFORMASI TAMBAHAN YANG TIDAK DISYARATKAN OLEH STANDAR AKUNTANSI INDONESIA (lanjutan)

49. ADDITIONAL INFORMATION THAT IS NOT REQUIRED BY INDONESIAN ACCOUNTING STANDARDS (continued)

j. Posisi Devisa Neto (lanjutan)

j. Net Open Position (continued)

Mata Uang / *Currencies*	31 Desember/*December* 2024		
	Aset/ *Assets*	Liabilitas/ *Liabilities*	Posisi Devisa Neto/ *Net Open Position*
Laporan posisi keuangan dan rekening administratif / ***Statement of financial position and off-balance sheet***			
Dolar Amerika Serikat / *United States Dollar*	100,282,026	99,911,496	370,530
Yen Jepang / *Japanese Yen*	2,694,733	2,789,078	94,345
Dolar Singapura / *Singapore Dollar*	155,124	158,546	3,422
Euro Eropa / *European Euro*	213,614	196,501	17,113
Baht Thailand / *Thailand Baht*	18,790	21,095	2,305
Poundsterling Inggris / *British Poundsterling*	32,053	36,515	4,462
Dolar Australia / *Australian Dollar*	198,003	195,577	2,426
Yuan China / *China Yuan*	600,544	606,063	5,519
Dolar Hong Kong / *Hong Kong Dollar*	10,530	12,571	2,041
Franc Swiss / *Swiss Franc*	1,413	-	1,413
Rupee India / *Indian Rupee*	83	10	73
Ringgit Malaysia / *Malaysia Ringgit*	1	-	1
Jumlah / ***Total***			503,650
Jumlah Modal Tier I dan II / ***Total Tier I and II Capital***			37,376,948
Rasio PDN / *NOP Ratio*			1.35%

k. Manajemen Risiko Permodalan

Sesuai dengan Peraturan OJK (POJK) No. 11/POJK.03/2016 tentang kewajiban penyediaan modal minimum bank umum dan SEOJK No. 26/SEOJK.03/2016 tentang KPMM sesuai Profil Risiko dan Pemenuhan *Capital Equivalency Maintained Assets (CEMA),* Bank wajib melakukan perhitungan KPMM minimum berdasarkan profil risiko dan melakukan *Internal Capital Adequacy Assessment Process (ICAAP).* Peraturan ini juga mengatur tentang pemenuhan rasio modal inti (*Tier 1*) paling rendah sebesar 6% dan rasio modal inti utama (*Common Equity Tier 1*) paling rendah sebesar 4,5%, efektif sejak tanggal 1 Januari 2014.

Grup telah memenuhi semua persyaratan modal yang diwajibkan sepanjang tahun.

k. Capital Risk Management

According to OJK Regulation No. 11/POJK.03/2016 dated 12 December 2013 regarding Capital Adequacy Ratio (CAR) for Commercial Bank and SEOJK No. 26/SEOJK.03/2016 regarding Capital Adequacy Ratio based on Risk Profile and Fullfillment of Capital Equivalency Maintained Assets (CEMA), the Bank is required to calculate minimum CAR in accordance to its risk profile and to perform Internal Capital Adequacy Assessment Process (ICAAP). This regulation also stipulates minimum Tier 1 ratio at the minimum of 6% and common equity Tier 1 ratio at the minimum of 4.5%, effective on 1 January 2014.

The Group has complied with all externally imposed capital requirements throughout the year.

49. INFORMASI TAMBAHAN YANG TIDAK DISYARATKAN OLEH STANDAR AKUNTANSI INDONESIA (lanjutan)

49. ADDITIONAL INFORMATION THAT IS NOT REQUIRED BY INDONESIAN ACCOUNTING STANDARDS (continued)

k. Manajemen Risiko Permodalan (lanjutan)

k. Capital Risk Management (continued)

Posisi permodalan Grup berdasarkan peraturan OJK yang berlaku pada 31 Desember 2025 dan 2024 adalah sebagai berikut:

The Group's regulatory capital position under the prevailing OJK regulation as of 31 December 2025 and 2024 were as follows:

	31 Desember/*December*		
	2025	2024	
KONSOLIDASI			***CONSOLIDATED***
Aset tertimbang menurut risiko			***Risk weighted assets***
- Dengan memperhitungkan risiko kredit	155,113,928	151,246,559	*With credit risk charge* -
- Dengan memperhitungkan risiko kredit dan operasional	166,368,179	161,976,039	*With credit, operational risk - charge*
- Dengan memperhitungkan risiko kredit, operasional dan pasar	167,846,136	163,826,500	*With credit, operational and market - risk charge*
Modal			***Capital***
- Modal inti	44,027,008	44,187,414	*Core capital* -
- Modal pelengkap	5,166,874	4,995,432	*Supplementary capital* -
	49,193,882	49,182,846	
Rasio kewajiban penyediaan modal minimum			***Capital adequacy ratio***
- Dengan memperhitungkan risiko kredit	31.71%	32.52%	*With credit risk charge* -
- Dengan memperhitungkan risiko kredit dan operasional	29.57%	30.36%	*With credit, operational risk - charge*
- Dengan memperhitungkan risiko kredit, operasional dan pasar	29.31%	30.02%	*With credit, operational and market - risk charge*
Rasio kewajiban penyediaan modal minimum yang diwajibkan	9% sampai dengan kurang dari 10%/*9% to less than 10%*	9% sampai dengan kurang dari 10%/*9% to less than 10%*	*Minimum capital adequacy ratio required*
- Rasio Kewajiban Penyediaan Modal Minimum	29.31%	30.02%	*Capital Adequacy Ratio* -
- Rasio CET 1	26.23%	26.97%	*CET 1 ratio* -
- Rasio tier 1	26.23%	26.97%	*Tier 1 ratio* -
- Rasio tier 2	3.08%	3.05%	*Tier 2 ratio* -
BANK			***BANK***
Aset tertimbang menurut risiko			***Risk weighted assets***
- Dengan memperhitungkan risiko kredit	125,869,579	121,209,907	*With credit risk charge* -
- Dengan memperhitungkan risiko kredit dan operasional	136,363,907	131,701,422	*With credit, operational risk - charge*
- Dengan memperhitungkan risiko kredit, operasional dan pasar	137,841,864	133,551,883	*With credit, operational and market - risk charge*
Modal			***Capital***
- Modal inti	33,184,333	32,641,997	*Core capital* -
- Modal pelengkap	4,908,881	4,734,951	*Supplementary capital* -
	38,093,214	37,376,948	
Rasio kewajiban penyediaan modal minimum			***Capital adequacy ratio***
- Dengan memperhitungkan risiko kredit	30.26%	30.84%	*With credit risk charge* -
- Dengan memperhitungkan risiko kredit dan operasional	27.93%	28.38%	*With credit, operational risk - charge*
- Dengan memperhitungkan risiko kredit, operasional dan pasar	27.63%	27.99%	*With credit, operational and market - risk charge*

49. INFORMASI TAMBAHAN YANG TIDAK DISYARATKAN OLEH STANDAR AKUNTANSI INDONESIA (lanjutan)

k. Manajemen Risiko Permodalan (lanjutan)

Posisi permodalan Grup berdasarkan peraturan OJK yang berlaku pada 31 Desember 2025 dan 2024 adalah sebagai berikut: (lanjutan)

49. ADDITIONAL INFORMATION THAT IS NOT REQUIRED BY INDONESIAN ACCOUNTING STANDARDS *(continued)*

k. Capital Risk Management *(continued)*

The Group's regulatory capital position under the prevailing OJK regulation as of 31 December 2025 and 2024 were as follows: (continued)

	31 Desember/*December*		
	2025	**2024**	
BANK (lanjutan)			***BANK*** *(continued)*
Rasio kewajiban penyediaan modal minimum yang diwajibkan	9% sampai dengan kurang dari 10%/*9% to less than 10%*	9% sampai dengan kurang dari 10%/*9% to less than 10%*	*Minimum capital adequacy ratio required*
- Rasio Kewajiban Penyediaan Modal Minimum	27.63%	27.99%	*Capital Adequacy Ratio -*
- Rasio CET 1	24.07%	24.44%	*CET 1 ratio -*
- Rasio tier 1	24.07%	24.44%	*Tier 1 ratio -*
- Rasio tier 2	3.56%	3.55%	*Tier 2 ratio -*

l. Jaminan pemerintah terhadap liabilitas pembayaran bank umum

Berdasarkan Undang-Undang No. 24 tanggal 22 September 2004 yang berlaku efektif sejak tanggal 22 September 2005, sebagaimana diubah dengan Peraturan Pemerintah Pengganti Undang-Undang Republik Indonesia No. 7 Tahun 2009 tanggal 13 Januari 2009 tentang Penetapan Peraturan Pemerintah Pengganti Undang-Undang No. 3 Tahun 2008, dibentuk untuk menjamin liabilitas tertentu bank-bank umum berdasarkan program penjaminan yang berlaku, yang besaran nilai jaminannya dapat berubah jika memenuhi kriteria tertentu yang berlaku.

Berdasarkan Peraturan Pemerintah Republik Indonesia No. 66 Tahun 2008 tanggal 13 Oktober 2008 mengenai Besarnya Nilai Simpanan yang Dijamin Lembaga Penjaminan Simpanan (LPS), maka pada tanggal 31 Desember 2025 dan 2024 jumlah simpanan yang dijamin LPS adalah simpanan sampai dengan Rp 2.000 untuk per nasabah per bank.

Berdasarkan Siaran Pers yang terakhir dilakukan pada tanggal 22 September 2025, tingkat bunga penjaminan LPS menjadi sebesar 3,50% untuk simpanan dalam Rupiah dan 2,00% untuk simpanan dalam mata uang asing.

Grup adalah peserta dari program penjaminan tersebut. Premi yang telah dibayarkan selama tahun-tahun yang berakhir pada tanggal 31 Desember 2025 dan 2024 masing-masing adalah Rp 234.805 dan Rp 233.771.

l. Government guarantee on obligations of commercial banks

Based on Law No. 24 dated 22 September 2004, effective on 22 September 2005, which was amended by the Government Regulation as Substitution of Law No. 7 Year 2009 dated 13 January 2009 regarding with the Determination of Government Regulation as Substitution of Law No. 3 Year 2008, Deposit Insurance Agency ("LPS") was formed to guarantee certain liabilities of commercial banks under the applicable guarantee program, which the amount of guarantee can be amended if the situation complies with the valid particular criterias.

Based on Government Regulation No. 66 Year 2008 dated 13 October 2008 regarding The Amount of Deposit Guaranteed by Indonesia Deposit Insurance Agency (LPS), the amount of deposits covered by LPS is customer deposits up to Rp 2,000 per depositor per bank as of 31 December 2025 and 2024.

Based on the latest Press Release made dated 22 September 2025, the guaranteed interest rate by LPS is 3.50% for deposits denominated in Rupiah and 2.00% for deposits denominated in foreign currency.

The Group both are participants of the guarantee program. Premium paid for the years ended 31 December 2025 and 2024 were Rp 234,805 and Rp 233,771, respectively.

49. INFORMASI TAMBAHAN YANG TIDAK DISYARATKAN OLEH STANDAR AKUNTANSI INDONESIA (lanjutan)

m. Jasa kustodian

PT Bank SMBC Indonesia menyelenggarakan Jasa Kustodian (Bank Kustodian) sejak Juni 2024 berdasarkan Surat Keputusan Dewan Komisioner Otoritas Jasa Keuangan (OJK) No. KEP-31/PM.02/2024 tanggal 7 Mei 2024.

Secara umum, layanan utama dari Bank Kustodian terdiri dari:
- Administrasi rekening efek
- Penyimpanan efek
- Penyelesaian transaksi efek
- Pemrosesan tindakan korporasi dan pengumpulan pendapatan
- Konfirmasi dan pelaporan
- *Fund administration* yang terdiri dari *Fund accounting* dan *Transfer agent* untuk produk reksa dana, kontrak pengelolaan dana, dan *unit link.*

Pada tanggal 31 Desember 2025 dan 2024, aset milik nasabah yang diadministrasikan oleh Bank Kustodian terdiri dari saham, deposito, surat berharga negara (SBN), dan obligasi korporasi.

Aset yang diadministrasikan oleh Bank Kustodian tidak termasuk dalam laporan keuangan konsolidasian ini.

50. INFORMASI KEUANGAN TAMBAHAN

Bank menerbitkan laporan keuangan konsolidasian yang merupakan laporan keuangan utama. Informasi keuangan tambahan PT Bank SMBC Indonesia Tbk (Entitas Induk) ini, dimana investasi pada Entitas Anak dicatat dengan metode harga perolehan, disajikan untuk dapat menganalisis hasil usaha entitas induk saja. Informasi keuangan tambahan PT Bank SMBC Indonesia Tbk (Entitas Induk) (halaman 244-252) berikut ini harus dibaca bersamaan dengan laporan keuangan konsolidasian PT Bank SMBC Indonesia Tbk dan Entitas Anak.

49. ADDITIONAL INFORMATION THAT IS NOT REQUIRED BY INDONESIAN ACCOUNTING STANDARDS (continued)

m. Custodial services

PT Bank SMBC Indonesia provides Custodian Services (Custodian Bank) since June 2024 based on Decree of the Board of Commissioners of The Financial Services Authority (OJK) No. KEP-31/PM.02/2024 dated 7 May 2024.

In general, the main services of Custodian Bank consist of:
- *Security account administration*
- *Securities safekeeping*
- *Settlement securities transaction*
- *Processing corporate action and income collections*
- *Confirmation and report*
- *Fund administration that consists of Fund account and Transfer agent for mutual funds, discretionary funds, and unit link*

As of 31 December 2025 and 2024, customer owned assets administered by Custodian Bank consist of shares, deposits, government bonds (SBN), and corporate bonds.

Assets administered by Custodian Bank are not included in the consolidated statement of financial position.

50. SUPPLEMENTARY FINANCIAL INFORMATION

The Bank issued the consolidated financial statements as its primary financial statements. The supplementary financial information of PT Bank SMBC Indonesia Tbk (Parent Entity) which account for investments in Subsidiaries using the cost method, have been prepared in order that the parent entity's results of operations can be analysed. The following supplementary financial information of PT Bank SMBC Indonesia Tbk (pages 244-252) should be read in conjunction with the consolidated financial statements of PT Bank SMBC Indonesia Tbk and Subsidiaries.

LAMPIRAN 1.1 | ***APPENDIX 1.1***

PT BANK SMBC INDONESIA Tbk
ENTITAS INDUK/*PARENT ENTITY*

LAPORAN POSISI KEUANGAN
31 DESEMBER 2025 DAN 2024
(Disajikan dalam jutaan Rupiah, kecuali dinyatakan lain)

STATEMENTS OF FINANCIAL POSITION
31 DECEMBER 2025 AND 2024
(Expressed in millions of Rupiah, unless otherwise stated)

	31 Desember/*December*		
	2025	**2024**	
ASET			***ASSETS***
Kas	611,173	777,352	*Cash*
Giro pada Bank Indonesia	7,709,732	8,774,132	*Current accounts with Bank Indonesia*
Giro pada bank-bank lain:			*Current accounts with other banks*
- Pihak ketiga	487,040	187,353	*Third parties -*
- Pihak berelasi	589,437	525,792	*Related parties -*
Dikurangi: Cadangan kerugian penurunan nilai	(81)	(37)	*Less: Allowance for impairment losses*
	1,076,396	713,108	
Penempatan pada Bank Indonesia dan bank-bank lain	13,392,825	11,447,705	*Placements with Bank Indonesia and other banks*
Pendapatan bunga yang masih akan diterima	661	1,033	*Accrued interest income*
Dikurangi: Cadangan kerugian penurunan nilai	(69)	(582)	*Less: Allowance for impairment losses*
	13,393,417	11,448,156	
Efek-efek			*Securities*
- Pihak ketiga	15,795,918	19,332,166	*Third parties -*
Pendapatan bunga yang masih akan diterima	113,727	46,255	*Accrued interest income*
Dikurangi: Cadangan kerugian penurunan nilai	(71)	(593)	*Less: Allowance for impairment losses*
	15,909,574	19,377,828	
Efek-efek yang dibeli dengan janji dijual kembali (*reverse repo*)	1,683,826	468,188	*Securities purchased under resale agreements (reverse repo)*
Pendapatan bunga yang masih akan diterima	871	594	*Accrued interest income*
	1,684,697	468,782	
Tagihan derivatif			*Derivative receivables*
- Pihak ketiga	710,279	1,020,268	*Third parties -*
- Pihak berelasi	247,104	397,184	*Related parties -*
	957,383	1,417,452	
Tagihan akseptasi	3,793,458	3,334,619	*Acceptance receivables*
Dikurangi: Cadangan kerugian penurunan nilai	(1,272)	(17,078)	*Less: Allowance for impairment losses*
	3,792,186	3,317,541	
Pinjaman yang diberikan:			*Loans:*
- Pihak ketiga	144,226,759	139,362,461	*Third parties -*
- Pihak berelasi	5,648,862	6,575,590	*Related parties -*
Pendapatan bunga yang masih akan diterima	782,067	737,734	*Accrued interest income*
Dikurangi: Cadangan kerugian penurunan nilai	(2,634,057)	(2,998,406)	*Less: Allowance for impairment losses*
	148,023,631	143,677,379	
Penyertaan saham			*Investment in shares*
- Pihak ketiga	22	22	*Third parties -*
- Pihak berelasi	7,859,205	7,859,205	*Related parties -*
	7,859,227	7,859,227	
Beban dibayar dimuka	826,127	941,323	*Prepayments*
Klaim pengembalian pajak	346,841	338,844	*Claims for tax refund*
Aset pajak tangguhan	146,727	129,036	*Deferred tax assets*
Aset tetap	3,900,483	3,893,607	*Fixed assets*
Dikurangi: Akumulasi penyusutan	(2,329,959)	(2,300,746)	*Less: Accumulated depreciation*
	1,570,524	1,592,861	
Aset takberwujud	3,379,047	3,204,551	*Intangible assets*
Dikurangi: Akumulasi amortisasi	(2,689,470)	(2,445,641)	*Less: Accumulated amortization*
	689,577	758,910	
Aset lain-lain	1,128,973	1,089,955	*Other assets*
Dikurangi: Cadangan kerugian penurunan nilai	(109,689)	(138,445)	*Less: Allowance for impairment losses*
	1,019,284	951,510	
JUMLAH ASET	**205,616,496**	**202,543,441**	***TOTAL ASSETS***

LAMPIRAN 1.2 | ***APPENDIX 1.2***

PT BANK SMBC INDONESIA Tbk
ENTITAS INDUK/*PARENT ENTITY*

LAPORAN POSISI KEUANGAN
31 DESEMBER 2025 DAN 2024
(Disajikan dalam jutaan Rupiah, kecuali dinyatakan lain)

STATEMENTS OF FINANCIAL POSITION
31 DECEMBER 2025 AND 2024
(Expressed in millions of Rupiah, unless otherwise stated)

	31 Desember/*December* 2025	2024	
LIABILITAS DAN EKUITAS			***LIABILITIES AND EQUITY***
Liabilitas segera	68,836	25,935	*Liabilities due immediately*
Simpanan nasabah			*Deposits from customers*
- Pihak ketiga	118,479,884	109,272,202	*Third parties -*
- Pihak berelasi	1,022,245	1,150,352	*Related parties -*
Beban bunga yang masih harus dibayar	213,159	268,045	*Accrued interest expenses*
	119,715,288	110,690,599	
Simpanan dari bank-bank lain			*Deposits from other banks*
- Pihak ketiga	841,830	61,382	*Third parties -*
- Pihak berelasi	3,644,226	699,242	*Related parties -*
Beban bunga yang masih harus dibayar	10,364	-	*Accrued interest expenses*
	4,496,420	760,624	
Liabilitas derivatif			*Derivative payables*
- Pihak ketiga	811,725	1,215,917	*Third parties -*
- Pihak berelasi	83,308	104,980	*Related parties -*
	895,033	1,320,897	
Liabilitas akseptasi			*Acceptance payables*
- Pihak ketiga	2,593,524	2,998,823	*Third parties -*
- Pihak berelasi	621,016	163,558	*Related parties -*
	3,214,540	3,162,381	
Utang pajak:			*Taxes payable:*
- Pajak penghasilan	29,750	45,090	*Income taxes -*
- Pajak lain-lain	105,927	116,776	*Other taxes -*
	135,677	161,866	
Efek-efek yang diterbitkan:			*Securities issued:*
- Utang obligasi	2,558,152	1,742,884	*Bonds payable -*
Beban bunga yang masih harus dibayar	13,749	9,727	*Accrued interest expenses*
	2,571,901	1,752,611	
Pinjaman yang diterima			*Borrowings*
- Pihak ketiga	14,005,000	14,912,100	*Third parties -*
- Pihak berelasi	12,506,250	22,452,525	*Related parties -*
Beban transaksi yang belum diamortisasi	(52,997)	(67,486)	*Unamortized transaction costs*
Beban bunga yang masih harus dibayar	66,033	130,684	*Accrued interest expenses*
	26,524,286	37,427,823	
Akrual	337,797	431,289	*Accruals*
Pinjaman subordinasi	3,335,000	3,219,000	*Subordinated loans*
Beban bunga yang masih harus dibayar	10,621	10,069	*Accrued interest expenses*
	3,345,621	3,229,069	
Liabilitas imbalan kerja karyawan:			*Employee benefits liabilities:*
- Imbalan kerja jangka pendek	351,556	339,069	*Short-term employee benefits -*
- Imbalan pascakerja dan imbalan jangka panjang lainnya	124,366	32,669	*Post-employment and other long-term - employees benefits*
	475,922	371,738	
Liabilitas sewa	269,515	267,999	*Lease liabilities*
Liabilitas lain-lain	511,584	725,726	*Other liabilities*
JUMLAH LIABILITAS	**162,562,420**	**160,328,557**	***TOTAL LIABILITIES***

LAMPIRAN 1.3 | ***APPENDIX 1.3***

PT BANK SMBC INDONESIA Tbk
ENTITAS INDUK/*PARENT ENTITY*

LAPORAN POSISI KEUANGAN
31 DESEMBER 2025 DAN 2024
(Disajikan dalam jutaan Rupiah, kecuali dinyatakan lain)

STATEMENTS OF FINANCIAL POSITION
31 DECEMBER 2025 AND 2024
(Expressed in millions of Rupiah, unless otherwise stated)

	31 Desember/*December*		
	2025	**2024**	
EKUITAS			***SHAREHOLDERS' EQUITY***
Modal saham			*Share capital*
Modal dasar Rp 300.000 terdiri dari: 15.000.000.000 saham dengan nilai nominal Rp 20 (nilai penuh) per saham			*Authorised capital of Rp 300,000 consists of: 15,000,000,000 shares with par value of Rp 20 (full amount) per share*
Modal ditempatkan dan disetor penuh sebesar 10.645.945.748 saham (31 Desember 2024: 10.645.945.748 saham)	212,919	212,919	*Issued and fully paid-up capital is 10,645,945,748 shares (31 December 2024:10,645,945,748 shares)*
Tambahan modal disetor	17,565,927	17,565,927	*Additional paid-in capital*
Cadangan revaluasi aset tetap	931,378	931,378	*Reserve on revaluation of fixed assets*
Cadangan nilai wajar - bersih	44,977	12,410	*Fair value reserve – net*
Saldo laba			*Retained earnings*
- Dicadangkan	42,953	42,953	*Appropriated -*
- Belum dicadangkan	23,995,121	23,188,496	*Unappropriated -*
	24,038,074	23,231,449	
Komponen ekuitas lainnya	260,801	260,801	*Other equity components*
JUMLAH EKUITAS	**43,054,076**	**42,214,884**	***TOTAL EQUITY***
JUMLAH LIABILITAS DAN EKUITAS	**205,616,496**	**202,543,441**	***TOTAL LIABILITIES AND EQUITY***

LAMPIRAN 2.1 | ***APPENDIX 2.1***

PT BANK SMBC INDONESIA Tbk
ENTITAS INDUK/*PARENT ENTITY*

LAPORAN LABA RUGI DAN PENGHASILAN KOMPREHENSIF LAIN
TAHUN BERAKHIR 31 DESEMBER 2025 DAN 2024
(Disajikan dalam jutaan Rupiah, kecuali dinyatakan lain)

STATEMENTS OF PROFIT OR LOSS AND OTHER COMPREHENSIVE INCOME
YEARS ENDED 31 DECEMBER 2025 AND 2024
(Expressed in millions of Rupiah, unless otherwise stated)

	Tahun berakhir 31 Desember/ *Years ended 31 December*		
	2025	**2024**	
PENDAPATAN (BEBAN) BUNGA			***INTEREST INCOME (EXPENSES)***
Pendapatan bunga	13,649,202	14,248,109	*Interest income*
Beban bunga	(6,674,104)	(7,042,645)	*Interest expense*
PENDAPATAN BUNGA BERSIH	6,975,098	7,205,464	***NET INTEREST INCOME***
Provisi dan komisi:			***Fee and commission:***
Pendapatan provisi dan komisi	1,210,852	1,280,342	*Fee and commission income*
Beban provisi dan komisi	(589,101)	(667,292)	*Fee and commission expense*
	621,751	613,050	
Pendapatan operasional:			***Operating income:***
Pendapatan operasional lainnya	816,045	645,413	*Other operating income*
Keuntungan dari selisih kurs dan transaksi derivatif bersih	450,325	550,276	*Net gains on foreign exchange and derivative transactions*
	1,266,370	1,195,689	
Beban operasional:			***Operating expenses:***
Beban kepegawaian	(2,655,196)	(2,497,575)	*Personnel expenses*
Beban umum dan administrasi	(2,286,117)	(2,537,316)	*General and administrative expenses*
Pembentukan cadangan kerugian penurunan nilai	(2,056,167)	(1,120,670)	*Allowance for impairment losses*
Beban operasional lainnya	(137,377)	(124,510)	*Other operating expenses*
	(7,134,857)	(6,280,071)	
PENDAPATAN OPERASIONAL BERSIH	1,728,362	2,734,132	***NET OPERATING INCOME***
PENDAPATAN (BEBAN) NON-OPERASIONAL			***NON-OPERATING INCOME (EXPENSES)***
Pendapatan non-operasional	6,987	8,235	*Non-operating income*
Beban non-operasional	(1,789)	(1,586)	*Non-operating expenses*
	5,198	6,649	
LABA SEBELUM PAJAK PENGHASILAN	1,733,560	2,740,781	***INCOME BEFORE INCOME TAX***
BEBAN PAJAK PENGHASILAN	(275,432)	(510,511)	***INCOME TAX EXPENSE***
LABA BERSIH	**1,458,128**	**2,230,270**	***NET INCOME***

LAMPIRAN 2.2 | ***APPENDIX 2.2***

PT BANK SMBC INDONESIA Tbk
ENTITAS INDUK/*PARENT ENTITY*

LAPORAN LABA RUGI DAN PENGHASILAN KOMPREHENSIF LAIN
TAHUN BERAKHIR 31 DESEMBER 2025 DAN 2024
(Disajikan dalam jutaan Rupiah, kecuali dinyatakan lain)

STATEMENTS OF PROFIT OR LOSS AND OTHER COMPREHENSIVE INCOME
YEARS ENDED 31 DECEMBER 2025 AND 2024
(Expressed in millions of Rupiah, unless otherwise stated)

	Tahun berakhir 31 Desember/ *Years ended 31 December*		
	2025	**2024**	
PENGHASILAN KOMPREHENSIF LAIN:			***OTHER COMPREHENSIVE INCOME:***
Pos-pos yang tidak akan direklasifikasi ke laba rugi			***Items that will not be reclassified to profit or loss***
Keuntungan revaluasi aset tetap	-	-	*Gain on revaluation of fixed assets*
Pengukuran kembali liabilitas imbalan kerja karyawan	(113,981)	16,681	*Remeasurement of employee benefits liabilities*
Pajak penghasilan terkait pos-pos yang tidak akan direklasifikasikan ke laba rugi	25,075	(3,670)	*Income tax relating to items that will not be reclassified to profit or loss*
	(88,906)	13,011	
Pos-pos yang akan direklasifikasi ke laba rugi			***Items that will be reclassified to profit or loss***
Keuntungan yang belum direalisasi atas perubahan nilai wajar efek-efek yang diukur pada nilai wajar melalui penghasilan komprehensif lain	41,752	12,316	*Unrealized gains on fair value changes of securities measured at fair value through other comprehensive income*
Pajak penghasilan terkait pos-pos yang akan direklasifikasi ke laba rugi	(9,185)	(2,710)	*Income tax relating to items that will be reclassified to profit or loss*
	32,567	9,606	
PENGHASILAN KOMPREHENSIF LAIN TAHUN BERJALAN, SETELAH PAJAK PENGHASILAN	(56,339)	22,617	***OTHER COMPREHENSIVE INCOME FOR THE YEAR, NET OF INCOME TAX***
JUMLAH LABA KOMPREHENSIF TAHUN BERJALAN, SETELAH PAJAK PENGHASILAN	1,401,789	2,252,887	***TOTAL COMPREHENSIVE INCOME FOR THE YEAR, NET OF INCOME TAX***
LABA BERSIH PER SAHAM (NILAI PENUH)			***EARNINGS PER SHARE (FULL AMOUNT)***
Dasar	137	221	*Basic*
Dilusian	137	221	*Diluted*

LAMPIRAN 3.1 | ***APPENDIX 3.1***

PT BANK SMBC INDONESIA Tbk
ENTITAS INDUK/*PARENT ENTITY*

LAPORAN PERUBAHAN EKUITAS
TAHUN BERAKHIR 31 DESEMBER 2025 DAN 2024
(Disajikan dalam jutaan Rupiah, kecuali dinyatakan lain)

STATEMENTS OF CHANGES IN EQUITY
YEARS ENDED 31 DECEMBER 2025 AND 2024
(Expressed in millions of Rupiah, unless otherwise stated)

	Modal ditempatkan dan disetor penuh/ *Issued and fully paid-up share capital*	Tambahan modal disetor/ *Additional paid in capital*	Cadangan revaluasi asset tetap/ *Reserve on revaluation of fixed assets*	Cadangan nilai wajar - bersih/ *Fair value reserve – net*	Saldo laba yang sudah ditentukan penggunaannya/ *Appropriated retained earnings*	Saldo laba yang belum ditentukan penggunaanya/ *Unappropriated retained earnings*	Komponen ekuitas lainnya/ *Other equity components*	Saham tresuri/ *Treasury shares*	Jumlah ekuitas/ *Total equity*	
Saldo tanggal 1 Januari 2025	**212,919**	**17,565,927**	**931,378**	**12,410**	**42,953**	**23,188,496**	**260,801**	**-**	**42,214,884**	***Balance as of 1 January 2025***
Laba bersih tahun berjalan	-	-	-	-	-	1,458,128	-	-	1,458,128	*Net income for the year*
Penghasilan komprehensif lainnya:										*Other comprehensive income:*
Pengukuran kembali liabilitas imbalan kerja karyawan	-	-	-	-	-	(113,981)	-	-	(113,981)	*Remeasurement of employee benefit liabilities*
Perubahan nilai wajar atas aset keuangan yang diukur pada nilai wajar melalui penghasilan komprehensif lain	-	-	-	41,752	-	-	-	-	41,752	*Changes in fair value of financial assets measured at fair value through other comprehensive income*
Efek pajak terkait	-	-	-	(9,185)	-	25,075	-	-	15,890	*Related tax effect*
Jumlah laba komprehensif selama tahun berjalan	-	-	-	32,567	-	1,369,222	-	-	1,401,789	*Total comprehensive income during the year*
Pembayaran dividen	-	-	-	-	-	(562,597)	-	-	(562,597)	*Dividend payment*
Saldo tanggal 31 Desember 2025	**212,919**	**17,565,927**	**931,378**	**44,977**	**42,953**	**23,995,121**	**260,801**	**-**	**43,054,076**	***Balance as of 31 December 2025***

LAMPIRAN 3.2 | ***APPENDIX 3.2***

PT BANK SMBC INDONESIA Tbk
ENTITAS INDUK/*PARENT ENTITY*

LAPORAN PERUBAHAN EKUITAS
TAHUN BERAKHIR 31 DESEMBER 2025 DAN 2024
(Disajikan dalam jutaan Rupiah, kecuali dinyatakan lain)

STATEMENTS OF CHANGES IN EQUITY
YEARS ENDED 31 DECEMBER 2025 AND 2024
(Expressed in millions of Rupiah, unless otherwise stated)

	Modal ditempatkan dan disetor penuh/ *Issued and fully paid-up share capital*	Tambahan modal disetor/ *Additional paid in capital*	Cadangan revaluasi asset tetap/ *Reserve on revaluation of fixed assets*	Cadangan nilai wajar - bersih/ *Fair value reserve – net*	Saldo laba yang sudah ditentukan penggunaannya/ *Appropriated retained earnings*	Saldo laba yang belum ditentukan penggunaanya/ *Unappropriated retained earnings*	Komponen ekuitas lainnya/ *Other equity components*	Saham tresuri/ *Treasury shares*	Jumlah ekuitas/ *Total equity*	
Saldo tanggal 1 Januari 2024	**162,982**	**11,167,715**	**950,557**	**2,804**	**32,596**	**21,408,060**	**260,801**	**(254,695)**	**33,730,820**	***Balance as of 1 January 2024***
Laba bersih tahun berjalan	-	-	-	-	-	2,230,270	-	-	2,230,270	*Net income for the year*
Penghasilan komprehensif lainnya:										*Other comprehensive income:*
Penjualan aset tetap	-	-	(19,179)	-	-	19,179	-	-	-	*Sales of fixed assets*
Pengukuran kembali liabilitas imbalan kerja karyawan	-	-	-	-	-	16,681	-	-	16,681	*Remeasurement of employee benefit liabilities*
Perubahan nilai wajar atas aset keuangan yang diukur pada nilai wajar melalui penghasilan komprehensif lain	-	-	-	12,316	-	-	-	-	12,316	*Changes in fair value of financial assets measured at fair value through other comprehensive income*
Efek pajak terkait	-	-	-	(2,710)	-	(3,670)	-	-	(6,380)	*Related tax effect*
Jumlah laba komprehensif selama tahun berjalan	-	-	(19,179)	9,606	-	2,262,460	-	-	2,252,887	*Total comprehensive income during the year*
Penambahan cadangan wajib	-	-	-	-	10,357	(10,357)	-	-	-	*Addition of appropriated retained earnings*
Pembayaran dividen	-	-	-	-	-	(471,667)	-	-	(471,667)	*Dividend payment*
Right issue	51,783	6,651,061	-	-	-	-	-	-	6,702,844	*Right issue*
Penarikan saham tresuri	(1,846)	(252,849)	-	-	-	-	-	254,695	-	*Withdrawal of treasury shares*
Saldo tanggal 31 Desember 2024	**212,919**	**17,565,927**	**931,378**	**12,410**	**42,953**	**23,188,496**	**260,801**	**-**	**42,214,884**	***Balance as of 31 December 2024***

LAMPIRAN 4.1 | ***APPENDIX 4.1***

PT BANK SMBC INDONESIA Tbk
ENTITAS INDUK/*PARENT ENTITY*

LAPORAN ARUS KAS
TAHUN BERAKHIR 31 DESEMBER 2025 DAN 2024
(Disajikan dalam jutaan Rupiah, kecuali dinyatakan lain)

STATEMENTS OF CASH FLOWS
YEARS ENDED 31 DECEMBER 2025 AND 2024
(Expressed in millions of Rupiah, unless otherwise stated)

	Tahun berakhir 31 Desember/ *Years ended 31 December*		
	2025	**2024**	
ARUS KAS DARI AKTIVITAS OPERASI			***CASH FLOWS FROM OPERATING ACTIVITIES***
Penerimaan pendapatan bunga	13,537,492	14,548,366	*Receipts from interest*
Pembayaran beban bunga	(9,072,755)	(7,420,099)	*Payments of interest expense*
Penerimaan pendapatan operasional lainnya	1,963,166	2,185,454	*Receipts from other operating income*
Penerimaan kembali kredit yang telah dihapusbukukan	265,861	35,464	*Recovery from written-off loans*
Pembayaran beban kepegawaian	(3,254,094)	(3,228,451)	*Payments of personnel expenses*
Pembayaran beban operasional lainnya	(3,860,992)	(4,336,016)	*Payments of other operating expenses*
Penerimaan lain-lain	14,703	37,366	*Other receipts*
Pembayaran pajak penghasilan badan	(312,781)	(542,340)	*Payments of corporate income tax*
Arus kas sebelum perubahan dalam aset dan liabilitas operasi	(719,400)	1,279,744	***Cash flows before changes in operating assets and liabilities***
(Kenaikan) penurunan aset operasi:			*(Increase) decrease in operating assets:*
Pinjaman yang diberikan	(6,492,179)	(2,278,031)	*Loans*
Tagihan akseptasi	460,069	(44,862)	*Acceptance receivables*
Tagihan derivatif	(458,839)	(284,303)	*Derivative receivables*
Kenaikan (penurunan) liabilitas operasi:			*Increase (decrease) in operating liabilities:*
Liabilitas segera	42,901	(16,326)	*Obligation due immediately*
Simpanan nasabah	9,079,575	14,366,795	*Deposits from customers*
Simpanan dari bank-bank lain	3,725,432	(10,057,820)	*Deposits from other banks*
Liabilitas derivatif	(425,864)	248,793	*Derivative payables*
Liabilitas akseptasi	52,159	838,748	*Acceptance payables*
Arus kas diperoleh dari aktivitas operasi	**5,263,854**	**4,052,738**	***Net cash flows provided from operating activities***
ARUS KAS DARI AKTIVITAS INVESTASI			***CASH FLOWS FROM INVESTING ACTIVITIES***
Pembelian efek-efek	(18,569,090)	(20,365,414)	*Purchase of securities*
Penjualan efek-efek	22,034,715	11,672,559	*Proceeds from sale of securities*
Perolehan aset tetap	(141,173)	(107,397)	*Acquisition of fixed assets*
Perolehan aset hak guna	-	(18,040)	*Acquisition of right-of-use assets*
Perolehan aset takberwujud	(191,068)	(196,129)	*Acquisition of intangible assets*
Hasil dari penjualan aset tetap	1,247	29,160	*Proceeds from sale of fixed assets*
Penerimaan dividen	484,545	422,706	*Dividend received*
Akuisisi Entitas Anak	-	(6,550,743)	*Acquisition of Subsidiaries*
Arus kas bersih diperoleh dari (digunakan untuk) aktivitas investasi	**3,619,176**	**(15,113,298)**	***Net cash flows provided from (used in) investing activities***
ARUS KAS DARI AKTIVITAS PENDANAAN			***CASH FLOWS FROM FINANCING ACTIVITIES***
Pelunasan atas efek yang diterbitkan	-	(201,000)	*Settlement of securities issued*
Penerimaan dari surat berharga yang diterbitkan	816,050	1,751,475	*Proceeds form issuance of securities issued*
Pembayaran biaya emisi atas surat berharga yang diterbitkan	(3,066)	(9,080)	*Payment of emission cost of securities issued*
Penerimaan dari pinjaman yang diterima	5,816,250	11,793,287	*Proceeds from borrowings*
Pembayaran angsuran dan pelunasan pinjaman yang diterima	(14,358,800)	(5,254,370)	*Installment payments and settlement of borrowings*
Pembayaran dividen	(562,574)	(471,642)	*Dividend paid*
Pembayaran pokok liabilitas sewa	(77,217)	(74,885)	*Payments of lease liabilities principals*
Biaya emisi *right issue*	-	(28,898)	*Rights issue emission fee*
Hasil *Right Issue*	-	6,731,742	*Proceeds from Right Issue*
Arus kas bersih (digunakan untuk) diperoleh dari aktivitas pendanaan	**(8,369,357)**	**14,236,629**	***Net cash flows (used in) provided from financing activities***

LAMPIRAN 4.1 | ***APPENDIX 4.1***

PT BANK SMBC INDONESIA Tbk
ENTITAS INDUK/*PARENT ENTITY*

LAPORAN ARUS KAS
TAHUN BERAKHIR 31 DESEMBER 2025 DAN 2024
(Disajikan dalam jutaan Rupiah, kecuali dinyatakan lain)

STATEMENTS OF CASH FLOWS
YEARS ENDED 31 DECEMBER 2025 AND 2024
(Expressed in millions of Rupiah, unless otherwise stated)

	Tahun berakhir 31 Desember/ *Years ended 31 December*		
	2025	**2024**	
KENAIKAN BERSIH KAS DAN SETARA KAS	513,673	3,176,069	***NET INCREASE IN CASH AND CASH EQUIVALENTS***
DAMPAK PERUBAHAN SELISIH KURS TERHADAP KAS DAN SETARA KAS	(4,976)	5,178	***EFFECT OF EXCHANGE RATE CHANGES ON CASH AND CASH EQUIVALENTS***
SALDO KAS DAN SETARA KAS AWAL TAHUN	22,396,905	19,215,658	***CASH AND CASH EQUIVALENTS AT THE BEGINNING OF YEAR***
SALDO KAS DAN SETARA KAS AKHIR TAHUN	22,905,602	22,396,905	***CASH AND CASH EQUIVALENTS AT THE END OF YEAR***
Kas dan setara kas akhir tahun terdiri dari:			*Cash and cash equivalents at end of the year consists of:*
Kas	611,173	777,352	*Cash*
Giro pada Bank Indonesia	7,709,732	8,774,132	*Current accounts with Bank Indonesia*
Giro pada bank-bank lain	1,076,477	713,145	*Current accounts with other banks*
Penempatan pada Bank Indonesia dan bank-bank lain	13,392,825	11,447,705	*Placements with Bank Indonesia and other banks*
Efek-efek	115,395	684,571	*Securities*
	22,905,602	22,396,905	
INFORMASI TAMBAHAN ARUS KAS:			***SUPPLEMENTAL CASH FLOWS INFORMATION:***
AKTIVITAS YANG TIDAK MEMPENGARUHI ARUS KAS			***ACTIVITIES NOT AFFECTING CASH FLOWS***
Pembelian aset tetap yang masih terhutang	(410)	(371)	*Acquisition of fixed assets still unpaid*

KPMG

Siddharta Widjaja & Rekan
Registered Public Accountants
20th Floor Jakarta Mori Tower
JL-41, Jl. Jend. Sudirman
Jakarta 10210
Indonesia
+62 021 574 7223 / 574 2888

Laporan Auditor Independen

No. 00027.2.1005.AU.1.07.1212-4.1.0.2026

Para Pemegang Saham,
Dewan Komisaris dan Direksi
PT Bank SMBC Indonesia Tbk.

Independent Auditors' Report

No. 00027.2.1005.AU.1.07.1212-4.1.0.2026

The Shareholders,
Board of Commissioners and Board of Directors
PT Bank SMBC Indonesia Tbk.

Opini

Kami telah mengaudit laporan keuangan konsolidasian PT Bank SMBC Indonesia Tbk (secara individu disebut "Bank") dan entitas anaknya (secara bersama-sama disebut "Grup"), yang terdiri dari laporan posisi keuangan konsolidasian tanggal 31 Desember 2025, serta laporan laba rugi dan penghasilan komprehensif lain konsolidasian, laporan perubahan ekuitas konsolidasian, dan laporan arus kas konsolidasian untuk tahun yang berakhir pada tanggal tersebut, serta catatan atas laporan keuangan konsolidasian, yang terdiri dari informasi kebijakan akuntansi material dan informasi penjelasan lainnya.

Menurut opini kami, laporan keuangan konsolidasian terlampir menyajikan secara wajar, dalam semua hal yang material, posisi keuangan konsolidasian Grup pada tanggal 31 Desember 2025, serta kinerja keuangan konsolidasian dan arus kas konsolidasiannya untuk tahun yang berakhir pada tanggal tersebut sesuai dengan Standar Akuntansi Keuangan Indonesia.

Opinion

We have audited the consolidated financial statements of PT Bank SMBC Indonesia Tbk (individually referred to as "the Bank") and its subsidiaries (together referred to as "the Group"), which comprise the consolidated statement of financial position as of 31 December 2025, the consolidated statements of profit or loss and other comprehensive income, changes in equity, and cash flows for the year then ended, and notes to the consolidated financial statements, comprising material accounting policies and other explanatory information.

In our opinion, the accompanying consolidated financial statements present fairly, in all material respects, the consolidated financial position of the Group as of 31 December 2025, and its consolidated financial performance and its consolidated cash flows for the year then ended in accordance with Indonesian Financial Accounting Standards.

Basis Opini

Kami melaksanakan audit kami berdasarkan Standar Audit yang ditetapkan oleh Institut Akuntan Publik Indonesia. Tanggung jawab kami menurut standar tersebut dijelaskan lebih lanjut dalam paragraf Tanggung Jawab Auditor terhadap Audit atas Laporan Keuangan Konsolidasian pada laporan kami. Kami independen terhadap Grup berdasarkan ketentuan etika yang relevan dalam audit kami atas laporan keuangan konsolidasian di Indonesia, dan kami telah memenuhi tanggung jawab etika lainnya berdasarkan ketentuan tersebut. Kami yakin bahwa bukti audit yang telah kami peroleh adalah cukup dan tepat untuk menyediakan basis bagi opini audit kami.

Basis for Opinion

We conducted our audit in accordance with Standards on Auditing established by the Indonesian Institute of Certified Public Accountants. Our responsibilities under those standards are further described in the 'Auditors' Responsibilities for the Audit of the Consolidated Financial Statements' section of our report. We are independent of the Group in accordance with the ethical requirements that are relevant to our audit of the consolidated financial statements in Indonesia, and we have fulfilled our other ethical responsibilities in accordance with these requirements. We believe that the audit evidence we have obtained is sufficient and appropriate to provide a basis for our opinion.

Independent member firms of the KPMG global organization operate under the KPMG name and are licensed firms of KPMG International Limited, a private English company limited by guarantee. KPMG International provides no client services.

Hal Audit Utama

Hal audit utama adalah hal-hal yang, menurut pertimbangan profesional kami, merupakan hal yang paling signifikan dalam audit kami atas laporan keuangan konsolidasian periode kini. Hal-hal tersebut dikomunikasikan dalam konteks audit kami atas laporan keuangan secara keseluruhan, dan dalam merumuskan opini kami atas laporan keuangan konsolidasian tersebut, kami tidak untuk maksud untuk memberikan opini terpisah atas hal audit utama tersebut.

1. **Cadangan kerugian penurunan nilai pinjaman yang diberikan dan piutang pembiayaan (Kerugian Kredit Ekspektasian "KKE")**

   Lihat Catatan 2i.1 (Ikhtisar kebijakan akuntansi yang material – Cadangan kerugian penurunan nilai aset keuangan – Aset keuangan yang dicatat pada biaya perolehan diamortisasi), Catatan 3 (Estimasi dan pertimbangan akuntansi yang penting – Sumber utama ketidakpastian estimasi – Cadangan kerugian penurunan nilai aset keuangan), Catatan 12 (Pinjaman yang diberikan dan pembiayaan/piutang syariah – Pinjaman yang diberikan), Catatan 13 (Piutang pembiayaan), Catatan 38 (Cadangan kerugian penurunan nilai), dan Catatan 45 (Manajemen risiko – Risiko kredit).

   Pada tanggal 31 Desember 2025, Grup mengungkapkan cadangan kerugian penurunan nilai pinjaman yang diberikan dan pembiayaan/piutang syariah sebesar Rp 3.515.530 juta. Terutama, pada saldo tersebut sebagian besar berasal dari portofolio pinjaman yang diberikan Bank sebagai entitas bank umum konvensional, yaitu sebesar Rp 2.634.037 juta, mewakili 75% dari total cadangan kerugian penurunan nilai pinjaman yang diberikan dan pembiayaan/piutang syariah. Selain itu, pada tanggal 31 Desember 2025 Grup mengungkapkan cadangan kerugian penurunan nilai atas piutang pembiayaan sebesar Rp 3.644.300 juta.

   Kami mengidentifikasi cadangan kerugian penurunan nilai pinjaman yang diberikan dan piutang pembiayaan Grup sebagai hal audit utama karena penentuan atas KKE memerlukan pertimbangan manajemen yang signifikan dan memiliki tingkat ketidakpastian estimasi yang tinggi. Dalam menentukan KKE ini, Grup mengadopsi model yang kompleks, menggunakan sejumlah asumsi, dan mengandalkan input data internal dan eksternal.

   Pengukuran KKE melibatkan pertimbangan manajemen yang signifikan, termasuk antara lain:

   - Pemilihan model, data dan asumsi yang digunakan dalam perhitungan KKE.
   - Penentuan apakah telah terjadi peningkatan risiko kredit yang signifikan atau gagal bayar di dalam klasifikasi pinjaman yang diberikan dan piutang pembiayaan ke dalam tahap KKE.

Key Audit Matters

Key audit matters are those matters that, in our professional judgment, were of most significance in our audit of the consolidated financial statements of the current period. These matters were addressed in the context of our audit of the consolidated financial statements as a whole, and in forming our opinion thereon, and we do not provide a separate opinion on these matters.

1. ***Allowance for impairment losses of loans and financing receivables (Expected Credit Losses "ECL")***

   Refer to Note 2i.1 (Summary of material accounting policies – Allowance for impairment losses of financial assets – Financial assets carried at amortised cost), Note 3 (Critical accounting estimates and judgments – Key sources of estimation uncertainty – Allowance for impairment losses of financial assets), Note 12 (Loans and sharia financing receivables – Loans), Note 13 (Financing receivables), Note 38 (Allowance for impairment losses), and Note 45 (Risk management – Credit risk).

   As of 31 December 2025, the Group reported allowance for impairment losses of loans and sharia financing receivables of Rp 3,515,530 million. Included in such balance were mainly from loans portfolio of the Bank as a commercial conventional banking entity, amounted to Rp 2,634,037 million, representing 75% of the total allowance for impairment losses of loans and sharia financing receivables. In addition, as of 31 December 2025 the Group reported allowance for impairment losses of financing receivables of Rp 3,644,300 million.

   We identified the Group's allowances for impairment losses of loans and financing receivables as a key audit matter because the determination of ECL requires significant management judgment and is subject to a high degree of estimation uncertainty. In determining the ECL, the Group adopted complex models, using various assumptions, and relied on internal and external data inputs.

   The measurement of ECL involves significant management judgment, including, among others:

   - *Selection of models, data and assumptions used in the ECL calculations.*
   - *Determination of whether or not there was a significant increase in credit risk or a default in the classification of loans and financing receivables into ECL stages.*

- Pengklasifikasian debitur individual kategori risiko kredit (peringkat kredit internal untuk pinjaman yang diberikan) yang tepat dengan melakukan penilaian kualitatif;

- Penentuan skenario makroekonomi untuk perkiraan masa depan, penetapan skenario dominan dan pembobotan probabilitas tertimbang setiap skenario;

- Proyeksi dan skenario arus kas masa depan diperkirakan sebagai input untuk metode arus kas diskonto ("DCF") untuk pinjaman yang memburuk yang secara individual dianggap signifikan.

- *Classification of borrowers into appropriate credit risk categories (internal risk ratings for loans) through performing a qualitative assessment;*

- *Determination of macroeconomic variables for forward-looking assessment, application of economic scenarios and its probability weightings;*

- *Projections of expected future cash flow scenarios as an input to the discounted cash flow ("DCF") method for credit-impaired loans which are considered individually significant.*

Bagaimana audit kami mengatasi Hal Audit Utama

Kami bekerja sama dengan *financial risk modelling specialist* kami, yang merupakan bagian yang tidak terpisahkan dari tim audit utama kami, dalam melaksanakan beberapa prosedur audit.

Kami memperoleh pemahaman mengenai pengendalian utama dan pendekatan manajemen dalam menghitung KKE atas pinjaman yang diberikan dan piutang pembiayaan untuk menilai risiko inheren dari salah saji material dengan mempertimbangkan tingkat ketidakpastian estimasi dan tingkat risiko inheren lainnya. Sebagai bagian dari penilaian risiko, kami juga mengevaluasi uji retrospektif (analisis *back-testing*) yang dilakukan manajemen untuk menilai kecukupan KKE.

Kami menguji desain dan implementasi pengendalian internal yang berkaitan dengan pengukuran KKE untuk pinjaman yang diberikan dan piutang pembiayaan, termasuk antara lain:

- Penilaian dan persetujuan informasi variabel makroekonomi yang digunakan dalam model KKE;

- Penilaian dan persetujuan penentuan klasifikasi risiko kredit debitur;

- Pengendalian atas kelengkapan dan akurasi atas pemasukan data kritikal ke dalam sistem sumber dan pengalihan data kritikal dari sistem-sistem sumber ke sistem perhitungan KKE;

- Rekonsiliasi dan analisis atas kelengkapan perhitungan KKE terhadap seluruh pinjaman yang diberikan dan piutang pembiayaan;

- Penilaian dan persetujuan hasil KKE;

How our audit addressed the Key Audit Matter

We worked with our financial risk modelling specialists, who are an integral part of our core audit team in performing several audit procedures.

We obtained understanding of management's key controls and approach in the ECL calculation for loans and financing receivables to assess the inherent risk of material misstatement by considering the degree of estimation uncertainty and level of other inherent risks. As part of our risk assessment, we also evaluated retrospective review (back-testing analysis) performed by the management to assess the sufficiency of ECL.

We evaluated and tested the design and implementation of the internal controls relating to ECL measurement for loans and financing receivables, including, among others:

- *Assessment and approval of macroeconomic variables information used in ECL models;*

- *Assessment and approval of borrower credit risk classification determination;*

- *Controls over completeness and accuracy of the input of critical data into source system and the transfer of critical data from source systems to ECL calculation system;*

- *Reconciliation and analysis on completeness of ECL calculation over all loans and financing receivables;*

- *Assessment and approval of the ECL results;*

- Penilaian dan persetujuan KKE dengan metode DCF untuk pinjaman yang memburuk yang secara individual dianggap signifikan

Selain itu, kami melakukan pengujian substantif, yang terutama mencakup:

- Mengevaluasi apakah model, asumsi (termasuk variabel makroekonomi) dan input yang digunakan untuk menghitung KKE telah memadai, menilai apakah perubahan yang dilakukan atas model, asumsi dan input yang digunakan didukung dengan justifikasi yang memadai, dan melakukan perhitungan ulang KKE atas sampel yang dipilih.

- Membandingkan variabel makroekonomi dan asumsi lainnya yang digunakan dengan sumber informasi eksternal maupun internal, dan mengidentifikasi apakah ada inkonsistensi yang berlawanan.

- Pengujian atas relevansi dan kecukupan (keterlengkapan dan akurasi berbasis sampel) dari data yang digunakan dalam perhitungan KKE, terhadap sistem sumber.

- Pengujian ketepatan pengelompokan pinjaman berdasarkan peringkat risiko kredit. Kami melakukan pengecekan akurasi perhitungan jumlah hari tunggakan dan untuk pinjaman yang diberikan dengan sampel berbasis risiko, kami menelaah penilaian manajemen dengan melakukan evaluasi independen untuk menentukan ketepatan penentuan peringkat risiko internal dan tahap KKE.

- Mengevaluasi kewajaran KKE yang menggunakan metode DCF untuk pinjaman yang memburuk yang secara individual dianggap signifikan dengan mempertimbangkan kemungkinan terjadinya atau ketidakpastian dengan mempertimbangkan kondisi lingkungan ekonomi terkini dan prospek kondisi ekonomi masa depan, serta kemampuan bayar debitur.

- Melakukan *stand-back assessment* atas jumlah KKE untuk menentukan apakah KKE memadai dengan mempertimbangkan kualitas pinjaman yang diberikan dan piutang pembiayan secara keseluruhan, profil risiko, dampak dari restrukturisasi pinjaman yang diberikan dan piutang pembiayan yang diberikan kepada pemerintah, kondisi makroekonomi dan faktor lainnya.

- Mengevaluasi kecukupan pengungkapan sesuai dengan standar akuntansi yang berlaku.

- *Assessment and approval of DCF method ECL for credit-impaired loans which are considered individually significant*

In addition, we performed substantive testing which primarily consisted of:

- *Evaluate models, assumptions (including macroeconomic variables) and input used in ECL calculation as to whether they are appropriate, assess whether the changes of model, assumptions and input used are supported with appropriate justification, and re-perform the ECL calculation on selected samples.*

- *Compare the macroeconomic variables and other assumptions used with external and internal information sources, and identify contradictory indicators.*

- *Test the relevance and reliability (completeness and accuracy on a sample basis) of data used in calculating ECL to the source systems.*

- *Test the appropriateness of loans classifications based on stage of credit risks. We checked the accuracy of days past due and for a risk-based selection of loans, we reviewed management's assessment by performing independent evaluation to determine appropriateness of internal risk rating and ECL staging determination.*

- *Evaluate the reasonableness of ECL that applies DCF method for credit-impaired loans which are considered individually significant by taking into account the feasibility of expected future cash flows through considering the recent economic environment and the prospect of future economic conditions, as well as borrower's repayment ability.*

- *Perform stand-back assessment of the ECL amount to determine if the ECL was reasonable by considering the overall loans and financing receivables quality, risk profile, impact of loan and financing receivable restructuring given to debtors, macroeconomic condition and other factors.*

- *Evaluate the adequacy of disclosures in accordance with the prevailing accounting standards.*

2. **Cadangan kerugian penurunan nilai pembiayaan/piutang syariah – piutang murabahah**

Lihat Catatan 2i.3 (Ikhtisar kebijakan akuntansi yang material – Cadangan kerugian penurunan nilai aset keuangan – Piutang murabahah), Catatan 3 (Estimasi dan pertimbangan akuntansi yang penting – Sumber utama ketidakpastian estimasi – Cadangan kerugian penurunan nilai aset keuangan – Entitas Anak terkait PT BANK BTPN SYARIAH Tbk ("BTPNS"), Catatan 12 (Pinjaman yang diberikan dan pembiayaan/piutang syariah – Pembiayaan/piutang syariah), Catatan 38 (Cadangan kerugian penurunan nilai), Catatan 45 (Manajemen risiko – Risiko kredit)

Pada tanggal 31 Desember 2025, Grup mengakui cadangan kerugian penurunan nilai piutang murabahah sebesar Rp 881.229 juta yang dicatat pada akun cadangan kerugian penurunan nilai pembiayaan/piutang syariah atas portofolio milik satu entitas anaknya, BTPNS.

Kami mengidentifikasi cadangan kerugian penurunan nilai piutang murabahah sebagai hal audit utama karena penentuan cadangan kerugian penurunan nilai memerlukan pertimbangan manajemen yang signifikan dan memiliki tingkat ketidakpastian estimasi yang tinggi. Lebih lanjut, dalam menentukan cadangan kerugian penurunan nilai, manajemen menggunakan asumsi dan input data internal.

Pengakuan cadangan kerugian penurunan nilai piutang murabahah melibatkan pertimbangan manajemen Entitas Anak yang signifikan, termasuk antara lain:

- Pemilihan model, data dan asumsi;
- Pengklasifikasian debitur ke kategori risiko kredit yang tepat berdasarkan kelompok hari tunggakan;
- Penentuan parameter input yang diperlukan berdasarkan pengalaman historis dan kondisi ekonomi saat ini.

Bagaimana audit kami merespons Hal Audit Utama

Kami bekerja sama dengan *financial risk modelling* specialist kami, yang merupakan bagian yang tidak terpisahkan dari tim audit utama kami, dalam melaksanakan beberapa prosedur audit.

Kami memperoleh pemahaman mengenai pengendalian utama dan pendekatan manajemen BTPNS dalam menghitung cadangan kerugian penurunan nilai piutang murabahah dan menilai risiko inheren dari salah saji material dengan mempertimbangkan tingkat ketidakpastian estimasi dan tingkat risiko inherent lainnya. Sebagai bagian dari penilaian risiko, kami juga mengevaluasi uji retrospektif (*analisis back testing*) yang dilakukan manajemen untuk menilai kecukupan cadangan kerugian penurunan nilai.

2. *Allowance for impairment losses of sharia financing/receivables – murabahah receivables*

Refer to Note 2i.3 (Summary of material accounting policies – Allowance for impairment losses of financial assets – Murabahah receivables), Note 3 (Critical accounting estimates and judgments – Key sources of estimation uncertainty – Allowance for impairment losses of financial assets – Subsidiary with regards to PT BANK BTPN SYARIAH Tbk ("BTPNS"), Note 12 (Loans and sharia financing/receivables – Sharia financing/receivables), Note 38 (Allowance for impairment losses), Note 45 (Risk management – Credit risk).

As of 31 December 2025, the Group reported allowance for impairment losses of murabahah receivables of Rp 881,229 million reported under allowance for impairment losses of sharia financing/receivables account from one of its subsidiaries, BTPNS's portfolio.

We identified allowance for impairment losses of murabahah receivables as a key audit matter because the determination of allowance for impairment losses requires significant management judgment and is subject to a high degree of estimation uncertainty. In addition, in determining the allowance for impairment losses, the management use various assumptions and rely on internal data input.

The measurement of allowance for impairment losses of murabahah receivables involves significant Subsidiary's management judgment, including among others:

- *Selection of models, data and assumptions;*
- *Classification of borrowers into appropriate credit risk categories based on days past due buckets;*
- *Determination of input parameters, based on historical experience and current economic conditions.*

How our audit addressed the Key Audit Matter

We worked with our financial risk modelling specialist, who are an integral part of our core audit team, in performing several audit procedures.

We obtained an understanding of BTPNS's management's key controls and approach in the calculations of allowance for impairment losses of murabahah receivables to assess the inherent risk of material misstatement by considering the degree of estimation uncertainty and level of other inherent risks. As part of our risk assessment, we also evaluated retrospective review (back testing analysis) performed by the management to assess the sufficiency of allowance for impairment losses.

Kami mengevaluasi dan menguji desain dan implementasi pengendalian internal yang berkaitan dengan pengakuran cadangan kerugian penurunan nilai piutang usaha/tidak, termasuk antara lain:

- Pemilihan dan persetujuan model, data dan asumsi yang digunakan dalam perhitungan cadangan;
- Pengendalian atas kelengkapan dan akurasi pasemasi input;
- Penilaian atas penentuan klasifikasi risiko kredit debitur;
- Penilaian dan persetujuan hasil perhitungan cadangan penurunan nilai.

Selain itu, kami melakukan pengujian substantif yang terutama mencakup:

- Mengevaluasi apakah model, asumsi dan input yang digunakan untuk menghitung Cadangan kerugian penurunan nilai telah memadai;
- Mengevaluasi apakah definisi gagal bayar yang digunakan dalam model sudah konsisten dengan kebijakan akuntansi dan praktik industri;
- Melakukan evaluasi apakah asumsi yang digunakan untuk menghitung cadangan kerugian penurunan nilai telah konsisten dengan titik data, seperti pengalaman dan pengalaman historis masa lalu;
- Mengevaluasi kewajaran estimasi manajemen atas *management overlay*, termasuk dampaknya terhadap perhitungan Cadangan kerugian penurunan nilai;
- Pengujian atas relevansi dan keandalan (kelengkapan dan akurasi) dari data yang digunakan dalam perhitungan cadangan kerugian ke sistem sumber;
- Mengevaluasi kecukupan pengungkapan sesuai dengan standar akuntansi yang berlaku.

We evaluated and tested the design and implementation of the internal controls relating to allowance for impairment losses of marketable receivables, including among others:

- *Assessment and approval of model, data and assumptions used in allowance calculation;*
- *Controls over completeness and accuracy of the input parameters;*
- *Assessment of borrower credit risk categories determination;*
- *Assessment and approval of the calculation of allowance for impairment losses.*

In addition, we performed substantive testing which primarily consisted of:

- *Evaluate models, assumptions and input used to allowance for impairment losses calculation as to whether they are appropriate;*
- *Evaluate whether the definition of default used in the model is consistent with accounting policy and industry practice;*
- *Evaluate whether the assumptions used in allowance for impairment losses calculation is consistent with other data points, such as industry and historical or recent experience;*
- *Evaluate the reasonableness of management's estimate of the management overlay, including its impact on allowance for impairment losses calculation;*
- *Testing the relevance and reliability (completeness and accuracy) of data used in calculating allowance for impairment losses to the source system;*
- *Evaluate the adequacy of disclosures in accordance with the prevailing accounting standards.*

3. Pengendalian dan sistem Teknologi Informasi ("TI")

Grup menggunakan beberapa sistem TI yang saling berpartisi satu sama lain dalam kegiatan operasionalnya untuk melakukan pencatatan dan pencatatan volume transaksi yang tinggi. Pengendalian atas akses dan perubahan pada sistem TI sangat penting untuk pencatatan informasi keuangan dan penyusunan laporan keuangan konsolidasian secara akurat.

3. *Information Technology ("IT") system and controls*

Group utilize multiple interdependent IT system in their operational activities to process and record a high volume of transactions. Controls over access and changes to IT systems are critical for accurately recording financial information and preparing consolidated financial statements.

Pengendalian dan sistem TI, karena berkaitan dengan pencatatan dan pelaporan transaksi keuangan, merupakan hal audit utama karena pendekatan audit kami dapat berbeda secara signifikan tergantung pada efektivitas operasi dari pengendalian TI Group.

The IT systems and controls, as they pertain to the recording and reporting of financial transactions, is a key audit matter as our audit approach could significantly differ depending on the effective operation of the Group.

Bagaimana audit kami mengatasi Hal Audit Utama

How our audit addressed the Key Audit Matter

Kami bekerja sama dengan tim audit TI kami, yang merupakan bagian yang tidak terpisahkan dari tim audit utama kami, dalam mengevaluasi risiko terkait lingkungan TI Group. Tim audit TI kami melakukan pengujian lingkungan atas pengendalian umum TI untuk aplikasi-aplikasi TI yang termasuk dalam cakupan audit kami. Prosedur audit yang dilaksanakan oleh tim audit TI kami meliputi:

We worked with our IT audit team, who are an integral part of our core audit team, to assess the risks associated with the IT environment of the Group. Our IT audit team performed tests over the general IT controls for IT applications within the scope of our audit. The audit procedures performed by our IT audit team included:

- Menilai tata kelola dan pengendalian level entitas di lingkungan TI Group, termasuk yang terkait dengan desain, tinjauan, dan kesadaran atas kebijakan TI, dan praktik manajemen risiko TI;
- *Assessing the governance and entity-level controls across the Group's IT environment, including those related to IT policy design, review, and awareness, and IT risk management practices;*
- Menguji desain dan efektivitas operasi pengendalian pada akses ke program dan data, termasuk manajemen kata sandi, manajemen otorisasi terbatas, dan pengendalian pemantauan atas aktivitas akun istimewa untuk semua aplikasi-aplikasi TI yang termasuk dalam cakupan audit kami;
- *Testing the design and operating effectiveness of controls over access to programs and data, including password management, privileged access management, and monitoring controls for privileged accounts' activities for all IT applications within the scope of our audit;*
- Menguji desain dan efektivitas operasi pengendalian pada manajemen perubahan, termasuk persetujuan perubahan dan pemisahan pengguna sebelum penerapan perubahan ke lingkungan produksi. Kami juga menguji pemisahan lingkungan TI dan pemisahan tugas antara pengembang dan pelaksana implementasi atas perubahan untuk semua aplikasi TI yang termasuk dalam cakupan audit kami;
- *Testing the design and operating effectiveness of controls over change management, including change request approval and testing approval prior to deployment to the production environment. We also tested the segregation of the IT environments and the segregation of duties between developers and deployers of changes for all IT applications within the scope of our audit;*
- Menguji desain dan efektivitas operasi pengendalian pada operasi komputer, termasuk proses penyimpanan data secara berkelompok dan pemantauan proses membuat data cadangan untuk semua aplikasi-aplikasi TI yang termasuk dalam cakupan audit kami;
- *Testing the design and operating effectiveness of controls over computer operations, including batch process and data backup monitoring, for all IT applications within the scope of our audit;*
- Menguji desain dan efektivitas operasi pengendalian pada pengadaan TI yang berakhir (cutover) untuk aplikasi-aplikasi TI tertentu yang termasuk dalam cakupan audit kami.
- *Testing the design and operating effectiveness of the IT automated controls for certain IT applications within the scope of our audit.*

Hal Lain

Audit kami dilaksanakan dengan tujuan untuk menyatakan opini atas laporan keuangan konsolidasian secara keseluruhan. Informasi tambahan yang termuat dalam Lampiran 1 hingga 4, yang terdiri dari laporan posisi keuangan PT Bank SMBC Indonesia Tbk entitas induk saja tanggal 31 Desember 2025, serta laporan laba rugi dan penghasilan komprehensif lain, laporan perubahan ekuitas, dan laporan arus kas untuk tahun yang berakhir pada tanggal tersebut, disajikan untuk tujuan analisis tambahan dan bukan merupakan bagian yang diwajibkan dalam laporan keuangan konsolidasian sesuai dengan Standar Akuntansi Keuangan Indonesia. Informasi tersebut telah menjadi objek prosedur audit yang diterapkan dalam audit atas laporan keuangan konsolidasian dan, menurut opini kami, disajikan secara wajar, dalam semua hal yang material, sehubungan dengan laporan keuangan konsolidasian secara keseluruhan.

Informasi Lain

Manajemen bertanggung jawab atas informasi lain. Informasi lain terdiri dari informasi yang termuat dalam laporan tahunan 2025, tetapi tidak termasuk laporan keuangan konsolidasian dan laporan auditor kami. Laporan tahunan 2025 diharapkan akan tersedia bagi kami setelah tanggal laporan auditor ini.

Opini kami atas laporan keuangan konsolidasian tidak mencakup informasi lain, dan oleh karena itu, kami tidak menyatakan bentuk keyakinan apapun atas informasi lain tersebut.

Sehubungan dengan audit kami atas laporan keuangan konsolidasian, tanggung jawab kami adalah untuk membaca informasi lain yang teridentifikasi di atas dan, dalam melakukannya, mempertimbangkan apakah informasi lain mengandung ketidakkonsistensian material dengan laporan keuangan konsolidasian atau pemahaman yang kami peroleh selama audit, atau mengandung kesalahan penyajian material.

Ketika kami membaca laporan tahunan 2025, jika kami menyimpulkan bahwa terdapat suatu kesalahan penyajian material di dalamnya, kami diharuskan untuk mengomunikasikan hal tersebut kepada pihak yang bertanggung jawab atas tata kelola dan melaksanakan tindakan yang sesuai berdasarkan peraturan perundang-undangan yang berlaku.

Tanggung Jawab Manajemen dan Pihak yang Bertanggung Jawab atas Tata Kelola terhadap Laporan Keuangan Konsolidasian

Manajemen bertanggung jawab atas penyusunan dan penyajian wajar laporan keuangan konsolidasian tersebut sesuai dengan Standar Akuntansi Keuangan Indonesia, dan atas pengendalian internal yang dianggap perlu oleh manajemen untuk memungkinkan penyusunan laporan keuangan konsolidasian yang bebas dari kesalahan penyajian material, baik yang disebabkan oleh kecurangan maupun kesalahan.

Other Matters

Our audit was performed for the purpose of forming an opinion on the consolidated financial statements taken as a whole. The supplementary information included in Appendix 1 to 4, which comprises the statement of financial position of PT Bank SMBC Indonesia Tbk (parent entity only) as of 31 December 2025, and the related statements of profit or loss and other comprehensive income, changes in equity and cash flows for the year then ended, is presented for the purpose of additional analysis and is not a required part of the consolidated financial statements prepared in accordance with Indonesian Financial Accounting Standards. Such information has been subjected to the auditing procedures applied in the audit of the consolidated financial statements and in our opinion is fairly stated, in all material respects, in relation to the consolidated financial statements taken as a whole.

Other Information

Management is responsible for the other information. The other information comprises the information included in 2025 annual report, but does not include the consolidated financial statements and our auditors' report thereon. The 2025 annual report is expected to be made available to us after the date of this auditors' report.

Our opinion on the consolidated financial statements does not cover the other information and we do not express any form of assurance conclusion thereon.

In connection with our audit of the consolidated financial statements, our responsibility is to read the other information identified above and, in doing so, consider whether the other information is materially inconsistent with the consolidated financial statements or our knowledge obtained in the audit or otherwise appears to be materially misstated.

When we read the 2025 annual report, if we conclude that there is a material misstatement therein, we are required to communicate the matter to those charged with governance and take appropriate actions based on the applicable laws and regulations.

Responsibilities of Management and Those Charged with Governance for the Consolidated Financial Statements

Management is responsible for the preparation and fair presentation of the consolidated financial statements in accordance with Indonesian Financial Accounting Standards, and for such internal control as management determines is necessary to enable the preparation of consolidated financial statements that are free from material misstatement, whether due to fraud or error.

Dalam penyusunan laporan keuangan konsolidasian, manajemen bertanggung jawab untuk menilai kemampuan Grup dalam mempertahankan kelangsungan usahanya, mengungkapkan, sesuai dengan kondisinya, hal-hal yang berkaitan dengan kelangsungan usaha, dan menggunakan basis akuntansi kelangsungan usaha, kecuali manajemen bermaksi untuk melikuidasi Grup atau menghentikan operasi, atau tidak memiliki alternatif yang realistis selain melakukannya.

In preparing the consolidated financial statements, management is responsible for assessing the Group's ability to continue as a going concern, disclosing, as applicable, matters related to going concern and using the going concern basis of accounting unless management either intends to liquidate the Group or to cease operations, or has no realistic alternative but to do so.

Pihak yang bertanggung jawab atas tata kelola bertanggung jawab untuk mengawasi proses pelaporan keuangan Grup.

Those charged with governance are responsible for overseeing the Group's financial reporting process.

Tanggung Jawab Auditor terhadap Audit atas Laporan Keuangan Konsolidasian

Auditors' Responsibilities for the Audit of the Consolidated Financial Statements

Tujuan kami adalah untuk memperoleh keyakinan memadai tentang apakah laporan keuangan konsolidasian secara keseluruhan bebas dari kesalahan penyajian material, baik yang disebabkan oleh kecurangan maupun kesalahan, dan untuk menerbitkan laporan auditor yang mencakup opini kami. Keyakinan memadai merupakan suatu tingkat keyakinan tinggi, namun bukan merupakan suatu jaminan bahwa audit yang dilaksanakan berdasarkan Standar Audit akan selalu mendeteksi kesalahan penyajian material ketika hal tersebut ada. Kesalahan penyajian dapat disebabkan oleh kecurangan maupun kesalahan dan dianggap material jika, baik secara individual maupun secara agregat, dapat dipastikan secara wajar akan memengaruhi keputusan ekonomi yang diambil oleh pengguna berdasarkan laporan keuangan konsolidasian tersebut.

Our objectives are to obtain reasonable assurance about whether the consolidated financial statements as a whole are free from material misstatement, whether due to fraud or error, and to issue an auditors' report that includes our opinion. Reasonable assurance is a high level of assurance, but is not a guarantee that an audit conducted in accordance with the Standards on Auditing will always detect a material misstatement when it exists. Misstatements can arise from fraud or error and are considered material if, individually or in the aggregate, they could reasonably be expected to influence the economic decisions of users taken on the basis of these consolidated financial statements.

Sebagai bagian dari audit berdasarkan Standar Audit, kami menerapkan pertimbangan profesional dan mempertahankan skeptisisme profesional selama audit. Kami juga:

As part of an audit in accordance with the Standards on Auditing, we exercise professional judgment and maintain professional skepticism throughout the audit. We also:

- Mengidentifikasi dan menilai risiko kesalahan penyajian material dalam laporan keuangan konsolidasian, baik yang disebabkan oleh kecurangan maupun kesalahan, merancang dan melaksanakan prosedur audit yang responsif terhadap risiko tersebut, serta memperoleh bukti audit yang cukup dan tepat untuk menyediakan basis bagi opini kami. Risiko tidak terdeteksinya kesalahan penyajian material yang disebabkan oleh kecurangan lebih tinggi dari yang disebabkan oleh kesalahan, karena kecurangan dapat melibatkan kolusi, pemalsuan, penghilangan secara sengaja, penyajian salah, atau pengabaian pengendalian internal.

- *Identify and assess the risks of material misstatement of the consolidated financial statements, whether due to fraud or error, design and perform audit procedures responsive to those risks, and obtain audit evidence that is sufficient and appropriate to provide a basis for our opinion. The risk of not detecting a material misstatement resulting from fraud is higher than for one resulting from error, as fraud may involve collusion, forgery, intentional omissions, misrepresentations, or the override of internal control.*

- Memperoleh suatu pemahaman tentang pengendalian internal yang relevan dengan audit untuk merancang prosedur audit yang tepat sesuai dengan kondisinya, tetapi bukan untuk tujuan memberikan opini atas keefektifan pengendalian internal Grup.

- *Obtain an understanding of internal control relevant to the audit in order to design audit procedures that are appropriate in the circumstances, but not for the purpose of expressing an opinion on the effectiveness of the Group's internal control.*

- Mengevaluasi kesesuaian kebijakan akuntansi yang digunakan serta kewajaran estimasi akuntansi dan pengungkapan terkait yang dibuat oleh manajemen.

- Menyimpulkan kesesuaian penggunaan basis akuntansi kelangsungan usaha oleh manajemen dan, berdasarkan bukti audit yang diperoleh, apakah terdapat suatu ketidakpastian material yang terkait dengan peristiwa atau kondisi yang dapat menyebabkan keraguan signifikan atas kemampuan Grup untuk mempertahankan kelangsungan usahanya. Ketika kami menyimpulkan bahwa terdapat suatu ketidakpastian material, kami diharuskan untuk menarik perhatian dalam laporan auditor kami ke pengungkapan terkait dalam laporan keuangan konsolidasian atau, jika pengungkapan tersebut tidak memadai, untuk memodifikasi opini kami. Kesimpulan kami didasarkan pada bukti audit yang diperoleh hingga tanggal laporan auditor kami. Namun, peristiwa atau kondisi masa depan dapat menyebabkan Grup tidak dapat mempertahankan kelangsungan usaha.

- Mengevaluasi penyajian, struktur dan isi laporan keuangan konsolidasian secara keseluruhan, termasuk pengungkapannya, dan apakah laporan keuangan konsolidasian mencerminkan transaksi dan peristiwa yang mendasarinya dengan cara yang mencapai penyajian wajar.

- Memperoleh dan melaksanakan audit grup untuk memperoleh bukti audit yang cukup dan tepat terkait informasi keuangan entitas atau unit bisnis dalam Grup sebagai basis untuk membentuk opini atas laporan keuangan konsolidasian. Kami bertanggung jawab atas arahan, supervisi, dan pemeriksaan atas pelaksanaan pekerjaan audit untuk tujuan audit grup. Kami tetap bertanggung jawab sepenuhnya atas opini audit kami.

- *Evaluate the appropriateness of accounting policies used and the reasonableness of accounting estimates and related disclosures made by management.*

- *Conclude on the appropriateness of management's use of the going concern basis of accounting and, based on the audit evidence obtained, whether a material uncertainty exists related to events or conditions that may cast significant doubt on the Group's ability to continue as a going concern. If we conclude that a material uncertainty exists, we are required to draw attention in our auditors' report to the related disclosures in the consolidated financial statements or, if such disclosures are inadequate, to modify our opinion. Our conclusions are based on the audit evidence obtained up to the date of our auditors' report. However, future events or conditions may cause the Group to cease to continue as a going concern.*

- *Evaluate the overall presentation, structure and content of the consolidated financial statements, including the disclosures, and whether the consolidated financial statements represent the underlying transactions and events in a manner that achieves fair presentation.*

- *Plan and perform the group audit to obtain sufficient appropriate audit evidence regarding the financial information of the entities or business units within the Group as basis for forming an opinion on the group financial statements. We are responsible for the direction, supervision and review of the audit work performed for purpose of the group audit. We remain solely responsible for our audit opinion.*

Kami mengomunikasikan kepada pihak yang bertanggung jawab atas tata kelola mengenai, antara lain, ruang lingkup dan saat yang direncanakan atas audit, serta temuan audit signifikan, termasuk setiap defisiensi signifikan dalam pengendalian internal yang teridentifikasi oleh kami selama audit.

We communicate with those charged with governance regarding, among other matters, the planned scope and timing of the audit and significant audit findings, including any significant deficiencies in internal control that we identify during our audit.

Kami juga memberikan suatu pernyataan kepada pihak yang bertanggung jawab atas tata kelola bahwa kami telah mematuhi ketentuan etika yang relevan mengenai independensi, dan mengomunikasikan semua hubungan, serta hal-hal lain yang dianggap secara wajar berpengaruh terhadap independensi kami, dan, jika relevan, langkah yang diambil untuk menghilangkan ancaman atau pengamanan yang diterapkan.

We also provide those charged with governance with a statement that we have complied with relevant ethical requirements regarding independence, and communicate with them all relationships and other matters that may reasonably be thought to bear on our independence, and where applicable, actions taken to eliminate threats or safeguards applied.

Dari hal-hal yang dikomunikasikan kepada pihak yang bertanggung jawab atas tata kelola, kami menentukan hal-hal tersebut yang paling signifikan dalam audit atas laporan keuangan konsolidasian periode kini dan oleh karenanya menjadi hal audit utama. Kami menguraikan hal audit utama dalam laporan auditor kami, kecuali peraturan perundang-undangan melarang pengungkapan publik tentang hal tersebut atau ketika, dalam keadaan yang sangat jarang terjadi, kami menentukan bahwa suatu hal tidak boleh dikomunikasikan dalam laporan kami karena konsekuensi merugikan dari mengomunikasikan hal tersebut akan diperkirakan secara wajar melebihi manfaat kepentingan publik atas komunikasi tersebut.

From the matters communicated with those charged with governance, we determine those matters that were of most significance in the audit of the consolidated financial statements of the current period and are therefore the key audit matters. We describe these matters in our auditors' report unless law or regulation precludes public disclosure about the matter or when, in extremely rare circumstances, we determine that a matter should not be communicated in our report because the adverse consequences of doing so would reasonably be expected to outweigh the public interest benefits of such communication.

Kantor Akuntan Publik *Registered Public Accountants*
Sidharta Widjaja & Rekan

Novie, S.E., CPA
Izin Akuntan Publik *Public Accountant License* No. AP 1213

27 Februari 2026

27 February 2026

SEOJK Reference
SEOJK No. 16/SEOJK.04/2021: Annual Report of Issuer or Public Company

Description			Page
I.	**General Provision**		
1.	In this Financial Services Authority Circular Letter what is meant by:		√
	a.	The Annual Report is a report on the Board of Directors and Board of Commissioners accountability in managing and supervising issuers or public companies within a period of 1 (one) fiscal year to the general meeting of shareholders prepared based on the provisions of the Financial Services Authority Regulation concerning the Annual Report of issuers or public companies	√
	b.	Issuers are parties who make public offerings	√
	c.	A Public Company is a company whose shares are owned by at least 300 (three hundred) shareholders and has a paid-up capital of at least Rp3,000,000,000.00 (three billion rupiah) or a number of shareholders and paid-up capital as determined by the Financial Services Authority	√
	d.	A Public Company is an Issuer that has made a public offering of equity securities or a Publically- listed Company	√
	e.	A Sustainability Report is a report published to the public that contains the economic, financial, social, and environmental performance of a financial service institution, Issuer, and Public Company in running a sustainable business	√
	f	Board of Directors:	√
		1) For an Issuer or a Public Company in the form of a limited liability company, it is the Board of Directors as referred to in the Financial Services Authority Regulation concerning the Board of Directors and Board of Commissioners of an Issuer or Public Company; and	√
		2) For an Issuer or a Public Company in the form of a legal entity other than a limited liability company, it is the body that carries out the management of the legal entity as referred to in the laws and regulations concerning the legal entity.	√
	g.	Board of Commissioners:	√
		1) For an Issuer or a Public Company in the form of a limited liability company, the Board of Commissioners as referred to in the Financial Services Authority Regulation concerning the Board of Directors and Board of Commissioners of an Issuer or Public Company; and	√
		2) For the Issuer or Public Company in the form of a legal entity other than a limited liability company, it is the body that supervises the legal entity as referred to in the laws and regulations concerning the legal entity.	√
	h.	General Meeting of Shareholders hereinafter abbreviated as GMS:	√
		1) For an Issuer or a Public Company in the form of a limited liability company, it is the GMS as referred to in the Financial Services Authority Regulation concerning the Planning and Organizing of the General Meeting of Shareholders of a Public Company; and	√
		2) For an Issuer or Public Company in the form of a legal entity other than a limited liability company, it is the body that has authority that is not given to any other body that carries out management and supervisory functions, within the limits specified in the legislation and/or articles of association governing the legal entity.	√
2.	The Annual Report of Issuers or Public Companies is an important source of information for investors or shareholders as one of the basic considerations in making investment decisions and a means of supervision of Issuers or Public Companies.		√
3.	Along with the development of the capital market and the increasing need for information disclosure by investors or shareholders, the Board of Directors and the Board of Commissioners are required to present quality, accurate, and accountable information through the Annual Reports of Issuers or Public Companies.		√
4.	Annual Reports that are prepared regularly and informatively can provide convenience for investors or shareholders and stakeholders in obtaining the required information.		√
5	This Financial Services Authority Circular is a guideline for Issuers or Public Companies that must be applied in preparing Annual Reports and Sustainability Reports.		√

Description				Page
II.	**Format of Annual Report**			
1.	Annual Report should be presented in the printed format and in electronic document copy..			√
2.	The printed version of the Annual Report should be printed on light-colored paper of fine quality, in A4 size, bound and can be reproduced in good quality.			√
3.	The Annual Report may present information in the form of pictures, graphs, tables, and/or diagrams by including clear titles and/or descriptions, so that they are easy to read and understand.			√
4.	The Annual Report presented in electronic document format is the Annual Report converted into pdf format.			√
III.	**Content Of Annual Report**			
1.	Annual Report should contain at least the following information:			
	a.	Summary of key financial information;		√
	b.	Stock information (if any);		√
	c.	The Board of Directors report;		√
	d.	The Board of Commissioners report;		√
	e.	Profile of Issuer or Public Company;		√
	f.	Management discussion and analysis;		√
	g.	Corporate governance applied by the Issuer or Public Company;		√
	h.	Corporate social and environmental responsibility of the Issuer or Public Company;		√
	i.	Audited annual report; and		√
	j.	Statement that the Board of Directors and the Board of Commissioners are fully responsible for the Annual Report;		√
2.	Description of Content of Annual Report			
	a.	Summary of Key Financial Information		
		Summary of Key Financial Information contains financial information presented in comparison with previous 3 (three) fiscal years or since commencement of business if the Issuers or the Public Company commencing the business less than 3 (three) years, at least contain:		12
		1)	income/sales;	12
		2)	gross profit;	12
		3)	profit (loss);	12
		4)	total profit (loss) attributable to equity holders of the parent entity and non-controlling interest;	12
		5)	total comprehensive profit (loss);	12
		6)	total comprehensive profit (loss) attributable to equity holders of the parent entity and non controlling interest;	12
		7)	earning (loss) per share;	12
		8)	total assets;	12
		9)	total liabilities;	12
		10)	total equities;	12
		11)	profit (loss) to total assets ratio;	13
		12)	profit (loss) to equities ratio;	13
		13)	profit (loss) to income ratio;	13
		14)	current ratio;	13
		15)	liabilities to equities ratio;	13
		16)	liabilities to total assets ratio; and	13
		17)	other information and financial ratios relevant to the Issuer or Public Company and type of industry;	13
	b.	Stock Information		
		Stock Information (if any) at least contains:		16
		1)	shares issued for each three-month period in the last 2 (two) fiscal years (if any), at least covering:	16
			a) number of outstanding shares;	16
			b) market capitalization based on the price at the Stock Exchange where the shares listed on;	16
			c) highest share price, lowest share price, closing share price at the Stock Exchange where the shares listed on; and	16
			d) share volume at the Stock Exchange where the shares listed on;	16

Description	Page
Information in point a) should be disclosed by the Issuer, the public company whose shares is listed or not listed in the Stock Exchange;	16
Information in point b), point c), and point d) only be disclosed if the Issuer is a public company whose shares is listed in the Stock Exchange;	16
2) in the event of corporate actions, including stock split, reverse stock, dividend, bonus share, and change in par value of shares, then the share price referred to in point 1), should be added with explanation on:	17
a) date of corporate action;	-
b) stock split ratio, reverse stock, dividend, bonus shares, and change in par value of shares;	-
c) number of outstanding shares prior to and after corporate action; and	-
d) The number of convertible securities exercised (if any); and	-
e) share price prior to and after corporate action;	-
3) in the event that the company's shares were suspended and/or delisted from trading during the year under review, then the Issuers or Public Company should provide explanation on the reason for the suspension and/or delisting; and	17
4) in the event that the suspension and/or delisting as referred to in point 3) was still in effect until the date of the Annual Report, then the Issuer or the Public Company should also explain the corporate actions taken by the company in resolving the suspension and/or delisting;	-
c. The Board of Directors Report	
The Board of Directors Report should at least contain the following items:	44
1) the performance of the Issuer or Public Company, at least covering:	46
a) strategy and strategic policies of the Issuer or Public Company;	47
b) Role of the Board of Directors in formulating strategies and strategic policies of Issuers or Public Companies;	47-48
c) Process carried out by the Board of Directors to ensure the implementation of the Issuer's or Public Company's strategy;	47-48
d) comparison between achievement of results and targets; and	48
e) challenges faced by the Issuer or Public Company;	46
2) description on business prospects;	49-50
3) implementation of good corporate governance by Issuer or Public Company; and	50
4) changes in the composition of the Board of Directors and the reason behind (if any);	53;94
d. The Board of Commissioners Report	
The Board of Commissioners Report should at least contain the following items:	36
1) Assessment on the performance of the Board of Directors in managing the Issuer or the Public Company;	38
2) Supervision on the implementation of the strategy of the Issuer or Public Company;	38-39
3) View on the business prospects of the Issuer or Public Company as established by the Board of Directors;	39
4) View on the implementation of the corporate governance by the Issuer or Public Company;	39-41
5) Changes in the composition of the Board of Commissioners and the reason behind (if any); and	41;94
e. Profile of the Issuer or Public Company	
Profile of the Issuer or Public Company should cover at least:	66
1) Name of Issuer or Public Company, including change of name, reason of change, and the effective date of the change of name during the year under review;	66; 67
2) access to Issuer or Public Company, including branch office or representative office, where public can have access of information of the Issuer or Public Company, which include:	66
a) Address;	66
b) Telephone number;	66
c) Facsimile number;	66
d) E-mail address; and	66
e) Website address;	66
3) Brief history of the Issuer or Public Company;	67
4) Vision and mission of the Issuer or Public Company;	74-75
5) Line of business according to the latest Articles of Association, and types of products and/or services produced	72-73

Description			Page
6)	Operational area of the Issuer or Public Company		106-108
7)	Structure of organization of the Issuer or Public Company in chart form, at least 1 (one) level below the Board of Directors, with the names and titles;		76-79
8)	List of industry association memberships both on a national and international scale related to the implementation of sustainable finance;		109
9)	The Board of Directors profiles include:		
	a)	Name and short description of duties and functions;	86-93
	b)	Latest photograph;	86-93
	c)	Age;	86-93
	d)	Citizenship;	86-93
	e)	Education;	86-93
	f)	history position, covering information on:	
		(1) Legal basis for appointment as member of the Board of Directors to the said Issuer or Public Company;	86-93
		(2) Dual position, as member of the Board of Directors, member of the Board of Commissioners, and/or member of committee, and other position (if any); and	86-93
		(3) Working experience and period in and outside the Issuer or Public Company;	86-93
	g)	Affiliation with other members of the Board of Directors, members of the Board of Commissioners, majority and controlling shareholders, either directly or indirectly to individual owners, including names of affiliated parties. In the event that a member of the Board of Directors has no affiliation, the Issuer or Public Company shall disclose this matter; and	86-93
	h)	Changes in the composition of the members of the Board of Directors and the reasons for the changes. In the event that there is no change in the composition of the members of the Board of Directors, this matter shall be disclosed;	94
10)	The Board of Commissioners profiles, at least include:		80-85
	a)	Name;	80-85
	b)	Latest photograph;	80-85
	c)	Age;	80-85
	d)	Citizenship;	80-85
	e)	Education;	80-85
	f)	History position, covering information on:	
		(1) Legal basis for the appointment as member of the Board of Commissioners who is not Independent Commissioner at the said Issuer or Public Company;	80-85
		(2) Legal bases for the first appointment as member of the Board of Commissioners who also Independent Commissioner at the said Issuer or Public Company;	80-85
		(3) Dual position; as member of the Board of Commissioners, member of the Board of Directors, and/or member of committee and other position (if any); and	80-85
		(4) Working experience and period in and outside the Issuer or Public Company;	80-85
	g)	Affiliation with other members of the Board of Commissioners, major shareholders, and controllers either directly or indirectly to individual owners, including names of affiliated parties; In the event that a member of the Board of Commissioners has no affiliation, the Issuer or Public Company shall disclose this matter;	80-85
	h)	Statement of independence of Independent Commissioner in the event that the Independent Commissioner has been appointed more than 2 (two) periods (if any);	297; 303
	i)	Changes in the composition of the members of the Board of Commissioners and the reasons for the changes. In the event that there is no change in the composition of the members of the Board of Commissioners, this matter shall be disclosed;	94
11)	In the event that there were changes in the composition of the Board of Commissioners and/or the Board of Directors occurring between the period after year-end until the date the Annual Report submitted, then the last and the previous composition of the Board of Commissioners and/or the Board of Directors shall be stated in the Annual Report;		94
12)	Number of employees by gender, position, age, education level, and employment status (permanent/ contracted) in the fiscal year; Disclosure of information can be presented in tabular form.		98-99
13)	Names of shareholders and ownership percentage at the end of the fiscal year, including:		100
	a)	Shareholders having 5% (five percent) or more shares of Issuer or Public Company;	103
	b)	Commissioners and Directors who own shares of the Issuers or Public Company; and	
	c)	Groups of public shareholders, or groups of shareholders, each with less than 5% (five percent) ownership shares of the Issuers or Public Company;	103

Description			Page
	14)	The percentage of indirect ownership of the shares of the Issuer or Public Company by members of the Board of Directors and members of the Board of Commissioners at the beginning and end of the fiscal year, including information on shareholders registered in the shareholder register for the benefit of indirect ownership of members of the Board of Directors and members of the Board of Commissioners;	104
	15)	Number of shareholders and ownership percentage at the end of the fiscal year, based on:	104
		a) Ownership of local institutions;	104
		b) Ownership of foreign institutions;	104
		c) Ownership of local individual; and	104
		d) Ownership of foreign individual;	104
	16)	Information on major shareholders and controlling shareholders the Issuers of Public Company, directly or indirectly, and also individual shareholder, presented in the form of scheme or diagram;	100-102
	17)	Name of subsidiaries, associated companies, joint venture controlled by Issuers or Public Company, with entity, percentage of stock ownership, line of business, total assets and operating status of the Issuers of Public Company (if any);	105-
		For subsidiaries, include the addresses of the said subsidiaries;	
	18)	Chronology of share listing, number of shares, par value, and bid price from the beginning of listing up to the end of the financial year, and name of Stock Exchange where the Issuers of Public Company shares are listed;	109
	19)	Other securities listing information other than the securities as referred to in number 18), which have not yet matured in the fiscal year, at least contain the name of the securities, year of issue, interest rate/yield, maturity date, offering value, and securities rating (if any);	18-21; 110
	20)	Information on the use of a Public Accountant (AP) and a Public Accounting firm (KAP) services and their networks/associations/alliances include:	110
		a) name and address;	110
		b) period of assignment;	110
		c) informasi jasa audit dan/atau non audit yang diberikan;	110
		d) Audit and/or non-audit fees for each assignment given during the fiscal year; and	110
		e) In the event that AP and KAP and their network/association/alliance, which are appointed do not provide non-audit services, then the information is disclosed; and	110
	21)	Name and address of capital market supporting institutions and/or professionals other than AP and KAP	111
f.	Management Discussion and Analysis		
	Management Analysis and Discussion Annual should contain discussion and analysis on financial statements and other material information emphasizing material changes that occurred during the year under review, at least including:		116
	1)	Operational review per business segment, according to the type of industry of the Issuer or Public Company including:	120-135
		a) Production, including process, capacity, and growth;	120-135
		b) Income/sales; and	120-135
		c) Profitability;	136
	2)	comprehensive financial performance analysis which includes a comparison between the financial performance of the last 2 (two) fiscal years, and explanation on the causes and effects of such changes, among others concerning:	138
		a) Current assets, non-current assets, and total assets;	139-141
		b) Short term liabilities, long term liabilities, total liabilities;	141-142
		c) Equities;	142
		d) Sales/operating revenues, expenses and profit (loss), other comprehensive revenues, and total comprehensive profit (loss); and	143
		e) Cash flows	143-144
	3)	The capacity to pay debts by including the computation of relevant ratios;	144
	4)	Accounts receivable collectability of the Issuer or Public Company, including the computation of the relevant ratios;	144
	5)	Capital structure and management policies concerning capital structure, including the basis for determining the said policy;	145-146
	6)	discussion on material ties for the investment of capital goods, including the explanation on at least:	146
		a) The purpose of such ties;	-

Description		Page
	b) Source of funds expected to fulfill the said ties;	-
	c) Currency of denomination; and	-
	d) Steps taken by the Issuer of Public Company to protect the position of a related foreign currency against risks;	-
7)	Discussion on investment of capital goods which was realized in the last fiscal year, at least include:	146
	a) Type of investment of capital goods;	146
	b) Objective of the investment of capital goods; and	146
	c) Value of the investment of capital goods;	146
8)	Material Information and facts that occurring after the date of the accountant's report (if any);	146
9)	Information on the prospects of the Issuer or the Company in connection with industry,economy in general, accompanied with supporting quantitative data if there is a reliable data source;	147
10)	Comparison between target/projection at beginning of year and result (realization), concerning:	147
	a) Income/sales;	147
	b) Profit (loss);	147
	c) Capital structure; or	147
	d) Dividend policy; or	147
	e) Others that deemed necessary for the Issuer or Public Company;	147
11)	Target/projection at most for the next one year of the Issuer or Public Company, concerning:	147
	a) Income/sales;	147
	b) Profit (loss);	147
	c) Capital structure; or	147
	d) Dividend policy;	147
	e) Or others that deemed necessary for the Issuer or Public Company;	147
12)	Marketing aspects of the company's products and/or services the Issuer or Public Company, among others marketing strategy and market share;	154-157
13)	Description regarding the dividend policy during the last 2 (two) fiscal years, at least:	147
	a) Dividend policy;	147-148
	b) The date of the payment of cash dividend and/or date of distribution of non-cash dividend;	148
	c) Amount of cash per share (cash and/or non cash); and	148
	d) Amount of dividend per year paid;	148
	Disclosure of information can be presented in tabular form. In the event that the Issuer or Public Company does not distribute dividends in the last 2 (two) years, this matter shall be disclosed.	148
14)	Use of proceeds from Public Offerings, under the condition of:	148-149
	a) during the year under review, on which the Issuer has the obligation to report the realization of the use of proceeds, then the realization of the cumulative use of proceeds until the year end should be disclosed; and	148-149
	b) In the event that there were changes in the use of proceeds as stipulated in the Regulation of the Financial Services Authority on the Report of the Utilization of Proceeds from Public Offering, then Issuer should explain the said changes;	-
15)	Material information (if any), among others concerning investment, expansion, divestment, acquisition, debt/capital restructuring, transactions with related parties and transactions with conflict of interest that occurred during the year under review, among others include:	149
	a) Transaction date, value, and object;	149
	b) Name of transacting parties;	150
	c) Nature of related parties (if any);	150
	d) Description of the fairness of the transaction; and	151
	e) Compliance with related rules and regulations;	151
	f) In the event that there is an affiliation relationship, apart from disclosing the information as referred to in letter a) to letter e), the Issuer or Public Company also discloses information:	151
	1) A statement from the Board of Directors that the affiliate transaction has gone through adequate procedures to ensure that the affiliate transaction is carried out in accordance with generally accepted business practices, by complying with the arms-length principle; and	151
	2) The role of the Board of Commissioners and the audit committee in carrying out adequate procedures to ensure that affiliated transactions are carried out in accordance with generally accepted business practices, by complying with the arms-length principle;	151

Description	Page
g) For affiliated transactions or material transactions which are business activities carried out to generate business income and are carried out regularly, repeatedly, and/or continuously, an explanation is added that the affiliated transactions or material transactions are business activities carried out to generate operating income. and run regularly, repeatedly, and/or continuously;	151
h) For disclosure of affiliated transactions and/or conflict of interest transactions resulting from the implementation of affiliated transactions and/or conflict of interest transactions that have been approved by independent shareholders, additional information regarding the date of the GMS which approved the affiliated transactions and/or conflict of interest transactions is added;	-
i) In the event that there is no affiliated transaction and/or conflict of interest transaction, then this shall be disclosed;	-
16) Changes in regulation which have a significant effect on the Issuer or Public Company and impacts on the company (if any); and	152
17) Changes in the accounting policy, rationale and impact on the financial statement (if any);	153
g. Corporate Governance of the Issuer or Public Company	
Corporate Governance of the Issuer or Public Company contains at least:	270
1) GMS, at least contains:	286
a) Information regarding the resolutions of the GMS in the fiscal year and 1 (one) year prior to the fiscal year include:	286-388
1) Resolutions of the GMS in the fiscal year and 1 (one) year before the fiscal year realized in the fiscal year; and	288-298
2) Resolutions of the GMS in the fiscal year and 1 (one) year before the fiscal year that have not been realized and the reasons for not realizing them;	292-295
b) In the event that the Issuer or Public Company uses an independent party in the conduct of the GMS to calculate the votes, then this matter shall be disclosed;	287
2) The Board of Directors, covering:	306
a) The tasks and responsibilities of each member of the Board of Directors;	
b) Statement that the Board of Directors has already have board manual or charter;	307
c) Policies and implementation of the frequency of meetings of the Board of Directors, meetings of the Board of Directors with the Board of Commissioners, and the level of attendance of members of the Board of Directors in the meeting including attendance at the GMS;	315-316
d) Training and/or competency development of members of the Board of Directors:	312
(1) Policies for training and/or improving the competence of members of the Board of Directors, including an orientation program for newly appointed members of the Board of Directors (if any); and	312;308
(2) Training and/or competency improvement attended by members of the Board of Directors in the fiscal year (if any);	313-314
e) The Board of Directors' assessment of the performance of the committees that support the implementation of the Board of Directors' duties for the fiscal year shall at least contain:	314
(1) Performance appraisal procedures; and	314
(2) The criteria used are performance achievements during the fiscal year, are competence and attendance at meetings; and	314
f) In the event that the Issuer or Public Company does not have a committee that supports the implementation of the duties of the Board of Directors, this matter shall be disclosed.	-
3) The Board of Commissioners, among others include:	297
a) Duties and responsibilities of the Board of Commissioners;	299-302
b) Statement that the Board of Commissioner has already have the board manual or charter;	298
c) Policies and implementation of the frequency of meetings of the Board of Commissioners, meetings of the Board of Commissioners with the Board of Directors and the level of attendance of members of the Board of Commissioners in these meetings including attendance at the GMS;	315-316
d) Training and/or competency improvement of members of the Board of Commissioners:	304
(1) Policy on competency training and/or development of members of the Board of Commissioners, including orientation programs for newly appointed members of the Board of Commissioners (if any); and	304;298
(2) Competency training and/or development attended by members of the Board of Commissioners in the fiscal year (if any);	304-305
e) The assessment on the performance of the Board of Directors and Board of Commissioners and the implementation, at least covering:	325
(1) procedure for the implementation of performance assessment;	325

Description				Page
			(2) Criteria used are performance achievements during the fiscal year, competency and attendance at meetings; and	325
			(3) Assessor;	325
		f)	Board of Commissioners' assessment of the performance of the Committees that support the implementation of the duties of the Board of Commissioners in the fiscal year includes:	302
			(1) Performance appraisal procedures; and	302
			(2) The criteria used are performance achievements during the fiscal year, competency and attendance at meetings;	302-303
	4)		The nomination and remuneration of the Board of Directors and the Board of Commissioners shall at least contain:	324
		a)	Nomination procedure, including a brief description of the policies and process for nomination of members of the Board of Directors and/or members of the Board of Commissioners; and	324-325
		b)	Procedures and implementation of remuneration for the Board of Directors and the Board of Commissioners, among others:	326
			(1) Procedures for determining remuneration for the Board of Directors and the Board of Commissioners;	326
			(2) The remuneration structure of the Board of Directors and the Board of Commissioners such as salary, allowances, tantiem/bonus and others; and	326
			(3) The amount of remuneration for each member of the Board of Directors and member of the Board of Commissioners	327-328
	5)		Sharia Supervisory Board, for Issuer or Public Company that conduct business based on sharia law, as stipulated in the articles of association, at least containing:	-
		a)	name;	-
		b)	Legal basis for the appointment of the sharia supervisory board;	-
		c)	Period of assignment of the sharia supervisory board;	-
		d)	duty and responsibility of Sharia Supervisory Board; and	-
		e)	frequency and procedure in providing advice and suggestion, as well as the compliance of Sharia Principles by the Issuer or Public Company in the Capital Market;	-
	6)		Audit Committee, among others covering:	329
		a)	Name and position in the committee;	330-332
		b)	Age;	330-332
		c)	Citizenship;	330-332
		d)	Education background;	330-332
		e)	History of position; including:	
			(1) Legal basis for appointment as committee member;	330-332
			(2) Dual position, as member of Board of Commissioners, member of Board of Directors, and/or member of committee, and other position (if any); and	330-332
			(3) working experience and period in and outside the Issuer or Public Company;	330-332
		f)	Period and terms of office of the member of Audit Committee;	330
		g)	statement of independence of the Audit Committee;	330
		h)	Training and/or competency improvement that have been followed in the fiscal year (if any);	334
		i)	Policies and implementation of the frequency of audit committee meetings and the level of attendance of audit committee members in those meetings; and	333
		j)	the activities of the Audit Committee in the year under review, in accordance with the Audit Committee Charter;	333-334
	7)		The nomination and remuneration committee or function of the Issuer or Public Company, at least containing:	335
		a)	Name and position in committee membership;	336-337
		b)	Age;	336-337
		c)	Nationality;	336-337
		d)	Educational history;	336-337
		e)	Position history, including information on:	336-337
			(1) Legal basis for appointment as committee member;	336-337
			(2) Concurrent positions, either as a member of the Board of Commissioners, member of the Board of Directors, and/or committee member and other positions (if any); and	336-337

Description			Page
		(3) Work experience and period of time both inside and outside the Issuer or Public Company;	336-337
	f)	Period and term of office of the committee members;	336
	g)	Statement of committee independence;	336
	h)	Training and/or competency improvement that have been followed in the fiscal year (if any);	338-339
	i)	Description of duties and responsibilities;	335-336
	j)	A statement that it has a guideline or charter;	335
	k)	Policies and implementation of the frequency of meetings and the level of attendance of members at the meeting;	338
	l)	Brief description of the implementation of activities in the fiscal year; and	338
	m)	In the event that no nomination and remuneration committee is formed, the Issuer or Public Company is sufficient to disclose the information as referred to in letter i) to letter l) and disclose:	-
		(1) Reasons for not forming the committee; and	-
		(2) The party carrying out the nomination and remuneration function;	-
8)		Other committees owned by Issuers or Public Companies in order to support the functions and tasks of the Board of Directors (if any) and / or committees that support the functions and duties of the Board of Commissioners, the least contains:	339;345-378
	a)	Name and position in the Committee;	340-343; 345-378
	b)	Age;	340-343; 345-378
	c)	Citizenship;	340-343; 345-378
	d)	Education background;	340-343; 345-378
	e)	History of position, including:	
		(1) Legal basis for the appointment as member of the committee;	340-343; 345-378
		(2) Dual position, as member of Board of Commissioners, member of Board of Directors, and/or member of committee, and other position (if any); and	340-343; 345-378
		(3) Working experience and period in and outside the Issuer or Public Company;	340-343; 345-378
	f)	Period and terms of office of the member of Audit Committee;	340;345-378
	g)	Statement of committee independence;	339-340; 345-378
	h)	Training and/or competency improvement that have been followed in the fiscal year (if any); and	344-345; 345-378
	i)	Description of duties and responsibilities;	339;345-378
	j)	A statement that the committee has had guidelines or charters;	339;345-378
	k)	Policies and implementation of the frequency of committee meetings and the level of attendance of committee members at the meeting; and	343-344; 345-378
	l)	A brief description of the committee's activities for the fiscal year;	344;345-378
9)		Corporate Secretary, including:	379
	a)	name;	379
	b)	domicile;	379
	c)	history of position, including:	
		(1) legal basis for the appointment as Corporate Secretary; and	379
		(2) working experience and period in and outside the Issuer or Public Company;	379
	d)	education background;	379
	e)	education and/or training during the year under review; and	383
	f)	brief description on the implementation of duties of the Corporate Secretary in the year under review;	380-383
10)		Internal Audit Unit, among others including:	398
	a)	Name of Head of Internal Audit Unit;	398-399
	b)	History of position, including:	
		(1) Legal basis for the appointment as Head of Internal Audit Unit; and	398-399

Description		Page
	(2) Working experience and period in and outside the Issuer or Public Company;	398-399
c)	Qualification or certification as internal auditor (if any);	401
d)	Education and/or training during the year under review;	402
e)	Structure and position of Internal Audit Unit;	399
f)	Description of duties and responsibilities;	400
g)	Statement that the Internal Audit Unit has already have Internal Audit Unit charter; and	400
h)	Brief description on the implementation of duty of Internal Audit Unit during the year under review;	401
11)	Description on internal control system adopted by the Issuer or Public Company, at least covering:	403
a)	Financial and operational control, and compliance to the other prevailing rules; and	403
b)	Review on the effectiveness of internal control systems;	333;403
c)	Statement of the Board of Directors and/or Board of Commissioners on the adequacy of the internal control system;	403
12)	Risk management system implemented by the company, at least includes:	160
a)	General description about the company's risk management system the Issuer or Public Company;	161-167
b)	Types of risk and the management; and	168-250
c)	Review the effectiveness of the risk management system applied by the Issuer or Public Company;	168
d)	Statement of the Board of Directors and/or the Board of Commissioners or the audit committee on the adequacy of the risk management system;	169
13)	Legal cases that have a material impact faced by Issuers or Public Companies, subsidiaries, members of the Board of Directors and members of the Board of Commissioners (if any), at least contain:	405
a)	Substance of the case/claim;	405
b)	Status of settlement of case/claim; and	405
c)	Potential impacts on the condition of the Issuer or Public Company;	405
14)	information about administrative sanctions imposed to Issuer or Public Company, members of the Board of Commissioners and the Board of Directors, by the Capital Market Authority and other authorities during the last fiscal year (if any);	405
15)	information about codes of conduct of the Issuer or Public Company, includes:	406
a)	Key points of the code of conduct;	406
b)	Socialization of the code of conduct and enforcement; and	407
c)	Statement that the code of conduct is applicable for the Board of Commissioners, the Board of Directors, and employees of the Issuer of Public Company;	407
16)	A brief description of the policy of providing long-term performance-based compensation to management and/or employees owned by the Issuer or Public Company (if any), including the management stock ownership program (MSOP) and/or program employee stock ownership (ESOP);	148
a)	Number of shares and/or options;	148
b)	Implementation period;	148
c)	Requirements for eligible employees and/or management; and	148
d)	Exercise price or determination of exercise price;	148
17)	A brief description of the information disclosure policy regarding:	322
a)	Share ownership of members of the Board of Directors and members of the Board of Commissioners no later than 3 (three) working days after the occurrence of ownership or any change in ownership of shares of a Public Company; and	322-323
b)	Implementation of the policy;	322-323
18)	Description of whistleblowing system at the Issuer or Public Company (if any), among others include:	409
a)	Mechanism for violation reporting;	409
b)	Protection for the whistleblower;	409
c)	Handling of violation reports;	409
d)	Unit responsible for handling of violation report; and	409
e)	Results from violation report handling, at least includes:	
	(1) Number of complaints received and processed during the fiscal year; and	409
	(2) Follow up of complaints;	409
19)	A description of the anti-corruption policy of the Issuer or Public Company, at least containing:	410

Description				Page
			a) Programs and procedures implemented in overcoming corrupt practices, kickbacks, fraud, bribery and/or gratification in Issuers or Public Companies; and	410
			b) Anti-corruption training/socialization to employees of Issuers or Public Companies;	410
		20)	Implementation of the Guidelines of Corporate Governance for Public Companies for Issuer issuing Equity-based Securities or Public Company, including:	283
			a) statement regarding recommendation that have been implemented; and/or	283-285
			b) description of recommendation that have not been implemented, along with the reason and alternatives of implementation (if any);	283-285
	h.		Social and Environmental Responsibility of the Issuer or Public Company	415
		1)	The information disclosed in the social and environmental responsibility section is a Sustainability Report as referred to in the Financial Services Authority Regulation Number 51/POJK.03/2017 concerning the Implementation of Sustainable Finance for Financial Services Institutions, Issuers, and Public Companies, at at least includes:	415-423; buku terpisah
			a) Explanation of the sustainability strategy;	-
			b) Overview of sustainability aspects (economic, social, and environmental);	-
			c) Brief profile of the Issuer or Public Company;	-
			d) Explanation of the Board of Directors;	-
			e) Sustainability governance;	-
			f) Sustainability performance;	-
			g) Written verification from an independent party, if any;	-
			h) Feedback sheet for readers, if any; and	-
			i) The response of the Issuer or Public Company to the previous year's report feedback;	-
		2)	The Sustainability Report as referred to in number 1) must be prepared in accordance with the Technical Guidelines for the Preparation of a Sustainability Report for Issuers and Public Companies as contained in Appendix II which is an integral part of this Financial Services Authority Circular Letter;	-
		3)	Information on the Sustainability Report in number 1) can:	-
			a) Disclosed in other relevant sections outside the Social and Environmental Responsibility section, such as the Directors' explanation regarding the Sustainability Report disclosed in the section related to the Directors' Report; and/or	-
			b) Refers to other sections outside the Social and Environmental Responsibility section by still referring to the Technical Guidelines for the Preparation of Sustainability Reports for Issuers and Public Companies as listed in Appendix II which is an integral part of this Financial Services Authority Circular Letter, such as the profile of the Issuer or Public Company;	-
		4)	The Sustainability Report as referred to in number 1) is an inseparable part of the Annual Report but can be presented separately from the Annual Report;	-
		5)	In the event that the Sustainability Report is presented separately from the Annual Report, the information disclosed in the Sustainability Report must:	-
			a) Contains all the information as referred to in number 1); and	-
			b) Prepared in accordance with the Technical Guidelines for the Preparation of a Sustainability Report for Issuers and Public Companies as listed in Appendix II which is an integral part of this Financial Services Authority Circular Letter;	-
		6)	In the event that the Sustainability Report is presented separately from the Annual Report, then the Social and Environmental Responsibility section contains information that information on Social and Environmental Responsibility has been disclosed in the Sustainability Report which is presented separately from the Annual Report; and	-
		7)	Submission of the Sustainability Report which is presented separately from the Annual Report must be submitted together with the Annual Report.	-
	i		Audited Annual Financial Statement	433
			Financial Statements included in Annual Report should be prepared in accordance with the Financial Accounting Standards in Indonesia and audited by an Accountant. The said financial statement should be included with statement of responsibility for financial report as stipulated in the legislations in the Capital Markets sector governing the responsibility of the Board of Directors on the financial report or the legislations in the Capital Markets sector governing the periodic reports of securities company in the event the Issuer is a Securities Company; and	433
	j		Letter of Statement of the Board of Directors and the Board of Commissioners regarding the Responsibility for Annual Reporting	62
			Letter of statement of the Board of Directors and the Board of Commissioners regarding the responsibility for Annual Reporting should be prepared according to the format of letter of statement of member of Board of Directors and the Board of Commissioners regarding the responsibility for Annual Reporting as attached in the Attachment, which is an integral part of this Circulation Letter of the Financial Services Authority.	62-63

2025
Annual
Report

Integrating **Strength** Empowering **Growth**

PT Bank SMBC Indonesia Tbk

Menara SMBC
CBD Mega Kuningan
Jl. Dr Ide Anak Agung Gde Agung Kav 5.5 - 5.6
Jakarta 12950
Phone : +62 21 300 26 200

smbci.com