Danantara Indonesia

BSI BANK SYARIAH INDONESIA

LEADING THE NEW ERA OF BULLION BANK



PT Bank Syariah Indonesia (Persero) Tbk

Annual Report 2025

LEADING THE NEW ERA OF BULLION BANK

2025 marks a historic milestone and signifies a new chapter for Bank Syariah Indonesia (BSI). An era where trust, values, and the future converge through the emergence of the Bullion Bank. As the first Bullion Bank in Indonesia, this achievement is driven by the belief that gold is more than a symbol of wealth, but also represents stability, continuity, and value preserved across generations. By integrating the historic role of gold in Islamic tradition with the power of modern technology, BSI affirms its commitment to delivering financial services that are fair, accessible, and meaningful for all.

In this new era, the Bullion Bank becomes more than a product innovation, it represents a paradigm shift in how gold is viewed as a new pillar of the sharia economy. BSI opens wider access for individuals to utilize gold as an instrument for future planning, while strengthening a sharia ecosystem that supports empowerment, economic resilience, and community well-being. Through broader collaboration, progressive digital initiatives, and a strong governance foundation, BSI stands as a leader that provides direction and confidence amid dynamic industry transformation.

With this spirit, we move forward together into an era where gold becomes more than a valuable asset, it becomes a symbol of opportunity, blessing, and an inclusive future. This is BSI's commitment as the Bullion Bank: to lead the journey toward a stronger, more resilient sharia financial landscape that delivers sustainable benefit for Indonesia.

THEME CONTINUITY

2025

LEADING THE NEW ERA OF BULLION BANK

2025 marks a new chapter for BSI as it enters the era of the Bullion Bank through Indonesia's first sharia-based gold banking service. This milestone reflects a renewed perspective that positions gold as a symbol of stability, sustainability, and long-term value. By combining Islamic heritage with modern technology, BSI expands access to gold as a future-planning instrument while strengthening a sharia ecosystem that supports empowerment and economic resilience. Through broader collaboration, progressive digital initiatives, and strong governance, BSI steps forward as a leader guiding the industry toward a more inclusive and sustainable future for Indonesia.





2024

Level Up to The Next Journey

The year 2024 is a remarkable year for PT Bank Syariah Indonesia Tbk (BSI). BSI has set its course to "Level Up to the Next Journey" after successfully navigating its first three years with numerous achievements worth celebrating. This level-up initiative is being carried out across various aspects, including enhancing employee competencies and capabilities, as well as improving BSI's financial performance to strengthen its competitiveness in the global market. In 2024, BSI will continue to move forward and transform towards a new era that is more advanced, innovative and in line with the needs of the times. BSI strives to continue to develop, strengthen its position in the market, and become more relevant to technological developments, economic dynamics, and the public's desire for more modern and sustainable banking products.

BSI has carried out digital transformation and innovation in products and services. This bank is committed to providing services that are more efficient and more in line with technological developments. To be able to adapt to global trends and existing challenges, the bank is making innovations in sharia financial products, sustainability, as well as efforts to reach more new customers, especially through digital platforms. The various transformations that the bank has carried out in 2024 have achieved good performance in terms of asset growth, increased profits, as well as wider expansion throughout Indonesia and the global market. Going forward, the bank will be able to strengthen its competitiveness in both the domestic and international sharia banking markets. In this way, BSI is increasingly recognized as a superior sharia bank, which is able to compete with conventional banks and other financial institutions.

THEME CONTINUITY



2023

Expanding, Accelerating, Sustainable Growth

The year 2023 marks a significant milestone for Bank Syariah Indonesia (BSI). On August 17, 2023, the Bank upgraded its representative office in Dubai, United Arab Emirates, to a full branch office. This change in status will greatly help BSI expand and maximize its global market potential. This strategic policy is projected to help the Bank accomplish its goal of being a "Top 10 Global Islamic Bank".

The Bank's expansion extends beyond the improvement of its international operational network and finance disbursement. Acceleration activities continue to be carried out by developing digital services to give clients with the most comprehensive, secure, and convenient services while expanding market access. The Bank continues to ensure the security and confidentiality of data from digital access through the implementation of governance and risk management in information technology.

In order to support these expansion and acceleration operations, BSI created Business Continuity Management (BCM) procedures and reinforced its organizational management. BSI anticipates that the strategic policies and achievements in 2023 will contribute to higher growth in the Bank's performance.

The many initiatives and innovations implemented have resulted in continuous, balanced, and long-term performance growth for BSI. This is also a positive step in boosting the national economy.

At the same time, as Indonesia's largest Sharia bank, BSI continues to develop and help MSMEs in progressing to the next level. The Bank is also working to strengthen the "Islamic Ecosystem" in order to become more competitive on a global scale.



2022

Collaboration to Accelerate Growth

The year 2022 marks the first full year of PT Bank Syariah Indonesia Tbk's ("BSI") operations to be conducted comprehensively and integrative, following the establishment of "Operational Day 1" on November 1, 2021. Throughout the year, BSI consistently built synergies between the strengths of three large Islamic banks into one, both in terms of capital, information technology, service infrastructure and a variety of products and services. BSI also moved quickly to collaborate with various elements in Indonesia's Islamic economic ecosystem. These synergy and collaboration steps have proven to be able to drive BSI's performance to a satisfactory level, as the spearhead



2021

New Energy for Indonesia

PT Bank Syariah Indonesia Tbk (BSI) is just one year old, being formed by the merging of 3 (three) Islamic banks that are members of the Association of State-Owned Banks (Himbara). The establishment of this bank on February 1, 2021, was immediately inaugurated by President Ir. H. Joko Widodo at the State Palace.

BSI has accomplished incredible things at such a young age. The average financial performance increased. The integration of legacy banks' operating functions is also going well. BSI has also opened a representative office in Dubai, the world's financial capital.

All of this is due to the hard work, innovation, and dedication of all BSI employees, as well as the support of stakeholders, who enable the Bank to provide excellent services. On this foundation, we will all strengthen our commitment and renew our passion to make Bank Syariah Indonesia stronger so that it can become New Energy for Indonesia.

TABEL OF CONTENTS

01	MEMIMPIN ERA BARU BANK EMAS
02	KESINAMBUNGAN TEMA
04	DAFTAR ISI
06	KINERJA TERBAIK & BERKELANJUTAN 2025

IKHTISAR UTAMA

17	Ringkasan Kinerja 2025
18	Ikhtisar Data Keuangan Penting
23	Informasi Saham
24	Aksi Korporasi
25	Penghentian Sementara Perdagangan Saham (*Suspension*) dan/atau Penghapusan Pencatatan (*Delisting*)
25	Informasi Sukuk, dan/atau Obligasi Syariah Mudharabah Konversi
26	Informasi, Sumber Pendanaan Lainnya
26	Peristiwa Penting

LAPORAN MANAJEMEN

31	Laporan Dewan Komisaris
42	Laporan Direksi
56	Laporan Dewan Pengawas Syariah

PROFIL PERUSAHAAN

65	Identitas Perusahaan
67	Brand Perusahaan
68	Riwayat Singkat Perusahaan
70	Jejak Langkah
72	Visi, Misi, dan Budaya Perusahaan
74	Kegiatan Usaha
76	Produk dan Jasa
84	Wilayah Operasional
86	Nama dan Alamat Kantor Wilayah dan Kantor Cabang
95	Daftar Keanggotaan Asosiasi
96	Struktur Organisasi
98	Profil Dewan Komisaris
106	Perubahan Komposisi Anggota Dewan Komisaris
108	Profil Direksi
118	Perubahan Komposisi Anggota Direksi
120	Profil Dewan Pengawas Syariah
125	Perubahan Komposisi Anggota Dewan Pengawas Syariah
126	Profil Pejabat Eksekutif
130	Profil Pejabat Eksekutif
132	Profil Pegawai
134	Komposisi Pemegang Saham
141	Pemegang Saham Utama dan Pengendali
141	Daftar Entitas Anak, Entitas Asosiasi dan Perusahaan Ventura Bersama
142	Struktur Grup Perusahaan
142	Informasi Kelompok Usaha Bank
143	Kronologi Penerbitan Saham
144	Kronologi Penerbitan dan/atau Pencatatan Efek Lainnya
145	Informasi Penggunaan Jasa Akuntan Publik (AP) dan Kantor Akuntan Publik (KAP)
146	Lembaga dan/atau Profesi Penunjang
148	Penghargaan dan Sertifikasi
156	Informasi Pada *Website*

ANALISIS & PEMBAHASAN MANAJEMEN

159	Tinjauan Perekonomian
167	Strategi Perusahaan
170	Aspek Pemasaran
176	Penanganan Pengaduan Nasabah
177	Prospek Usaha dan Strategi Tahun 2026
181	Merintis dan Memperkuat Bisnis Berkelanjutan
184	Tinjauan Operasional Per Segmen Usaha
186	Corporate Banking
188	Commercial Banking
191	Hubungan Kelembagaan
193	Ritel
195	*Treasury Banking* dan Kantor Pusat
198	Tinjauan Keuangan
198	Kinerja Keuangan
209	Laporan Arus Kas
211	Laporan Rekonsiliasi Pendapatan dan Bagi Hasil
213	Laporan Sumber dan Penyaluran Dana Zakat
214	Laporan Sumber Dan Penggunaan Dana Kebajikan
215	Laporan Distribusi Bagi Hasil
217	Kemampuan Membayar Utang dan Kolektibilitas Piutang
220	Analisis Kualitas Aset Produktif
222	Struktur Modal
225	Ikatan Material Terkait Investasi Barang Modal
226	Komitmen dan Kontinjensi
228	Informasi dan Fakta Material yang Terjadi Setelah Tanggal Pelaporan
228	Target dan Realisasi Tahun 2025
232	Target/Proyeksi Tahun 2026
234	Kebijakan, Pengumuman dan Pembayaran Dividen
234	Realisasi Penggunaan dana Hasil Penawaran Umum
236	Informasi Material Mengenai Investasi, Ekspansi, Divestasi, Penggabungan/ Peleburan Usaha, Akuisisi, Restrukturisasi Utang/ Modal, Transaksi Material, Transaksi Afiliasi, dan Transaksi Benturan Kepentingan

TABEL OF CONTENTS

238	Informasi Transaksi Material yang Mengandung Benturan Kepentingan dan/atau Transaksi dengan Pihak Afiliasi
246	Perubahan Peraturan Perundang-Undangan dan Dampaknya
246	Perubahan Kebijakan Akuntansi
247	Tingkat Kesehatan Bank
247	Informasi Kelangsungan Usaha
248	Pengungkapan Kerangka Governansi, Pengelolaan dan Pengendalian Aspek Perpajakan
249	Batas Maksimum Penyediaan Dana (BMPD)
250	Transaksi *Spot* dan *Forward*
251	*Human Capital*
252	Strategi dan Kebijakan *Human Capital*
254	Pelaksanaan Manajemen *Human Capital*
269	Teknologi Informasi
270	Master Plan dan Strategi Teknologi Informasi
270	Inovasi Teknologi Informasi
272	Infrastruktur Teknologi Informasi
272	Tata Kelola Teknologi Informasi & *Strategi Cybersecurity*
280	Struktur Pengelola Teknologi Informasi
280	Rencana Kerja Teknologi Informasi Tahun 2026

TATA KELOLA PERUSAHAAN

283	Pencapaian Penerapan Tata Kelola
285	Komitmen Penerapan Tata Kelola Perusahaan yang Baik
286	Dasar Penerapan Tata Kelola Perusahaan
288	*Roadmap* Tata Kelola Perusahaan
290	Pelaksanaan Tata Kelola Perusahaan Tahun 2025 & Rencana 2026
291	Penerapan Pedoman Tata Kelola Perusahaan Terbuka
295	Penilaian Penerapan Tata Kelola
309	Penilaian Penerapan GCG oleh Pihak Eksternal
313	Struktur dan Mekanisme Tata Kelola Perusahaan
316	Rapat Umum Pemegang Saham
334	Dewan Komisaris
370	Remunerasi dan Nominasi Direksi, Dewan Komisaris, dan Dewan Pengawas Syariah
371	Penerapan Tata Kelola dalam Pemberian Remunerasi Bagi Bank Umum Syariah
280	Kebijakan Keberagaman Direksi, Dewan Komisaris, dan Dewan Pengawas Syariah
382	Transparansi Kepemilikan Saham Direksi, Dewan Komisaris dan Dewan Pengawas Syariah
385	Organ dan Komite-Komite di Bawah Dewan Komisaris
386	Komite Audit
397	Komite Remunerasi dan Nominasi
406	Komite Pemantau Risiko
417	Laporan Pelaksanaan Tata Kelola Syariah dan Penilaian Penerapan Tata Kelola Syariah
418	Dewan Pengawas Syariah
431	Direksi
469	Komite Direksi
484	Sekretaris Perusahaan
501	Hubungan Investor
504	Audit Intern
514	Sistem Pengendalian Internal
515	Implementasi Internal Control over Financial Reporting (ICoFR)
516	Akuntan Publik
518	Satuan Kerja Manajemen Risiko
522	Fungsi Kepatuhan
526	Program Anti Pencucian Uang, Pencegahan Pendanaan Terorisme, dan Pencegahan Pendanaan Proliferasi Senjata Pemusnah Massal (APU-PPT-PPPSPM)
529	Perkara Hukum
532	Akses Informasi Dan Data Perusahaan
533	Kode Etik
536	Kebijakan Pemberian Kompensasi Jangka Panjang Berbasis Kinerja
537	*Whistleblowing System*
540	Program Anti Korupsi
542	Kebijakan Anti *Fraud*
545	Kebijakan Benturan Kepentingan
546	*Insider Trading*
547	Penyediaan Dana Kepada Pihak Terkait dan Penyediaan Dana Besar
548	Transparansi Kondisi Keuangan dan Non Keuangan Bus
548	*Buy Back Shares* dan/atau *Buy Back* Obligasi
549	Pemberian Dana Untuk Kegiatan Sosial dan/atau Kegiatan Politik Selama Periode Pelaporan
550	Penerapan Tata Kelola Terintegrasi
554	Manajemen Risiko
571	Eksposur Risiko

TANGGUNG JAWAB SOSIAL DAN LINGKUNGAN

613	Pengantar Tanggung Jawab Sosial dan Lingkungan
614	Kebijakan dan Komitmen Keberlanjutan
614	Strategi dan Pilar TJSL
614	Implementasi Program Berdasarkan Pilar
617	Referensi Laporan Keberlanjutan
618	Index Seojk

STRONG & SUSTAINABLE PERFORMANCE 2025

BSI stands as Indonesia's largest sharia bank, supported by a strong nationwide network and a wide customer base. Its services span wholesale, consumer, retail, trading, and safekeeping, reinforced by solid digital and physical infrastructure. **Entering 2025, BSI marks an important milestone with the Bullion Bank license, becoming Indonesia's first Bullion Bank and opening new pathways for customers, income, and business growth.**

Lisensi Perbankan Syariah – 2021

Nationwide Presence

Over 1,030 branches across Indonesia

Serving Millions 23.14 Mn*

customer nationwide

*Data as of Desember 2025

Dominance Market Share

Bank Syariah: 6.99% to 8.02%

Bank Nasional: 2.86% to 3.64%

Market share in Financing (2020 vs June 2025)

Infrastructure



The Government (MSOE) own BSI directly through one golden share and indirectly through Mandiri, BNI and BRI

Shareholder composition

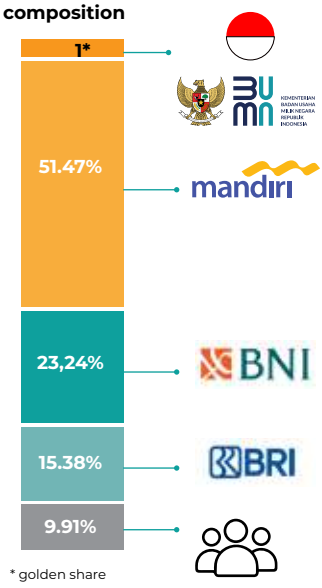

* golden share

Bullion Bank License – 2025

BSI Leads Gold Market Transformation as Indonesia's first Bullion Bank



New Customer

New Income

New Business

BSI strengthened its strategic advantage as Indonesia's first bullion bank, supported by robust growth in gold financing and the scaling-up of its digital gold offering as of December 2025.

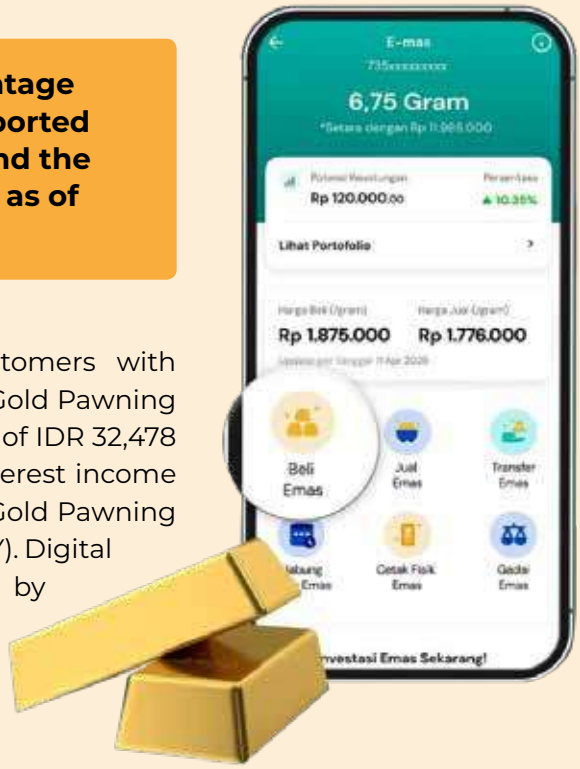

Gold Installment recorded 358,400 new customers with disbursement reaching IDR 14,413 billion, while Gold Pawning added 21,623 new customers with disbursement of IDR 32,478 billion. This expansion lifted Gold Installment interest income to IDR 769 billion (+126.84% YoY) and increased Gold Pawning fee-based income to IDR 1,398 billion (+50.32% YoY). Digital Gold further reinforced BSI's gold ecosystem by adding 531,229 new customers (+417.28% YTD), increasing gold balance to 1,844 kg (+315.44% YTD), and raising fee-based income to IDR 270.13 billion (+2,271.64% YoY), underscoring the new value created through BSI's Bullion Bank services.

Collectively, these achievements underscore the expansion of BSI's gold ecosystem and the new value created through its Bullion Bank proposition.

BSI Bullion Bank 2025 Performance Highlights

	GOLD INSTALLMENT	GOLD PAWNING	DIGITAL GOLD
New Customer	358,400	21,263	531,229
Disbursement	Rp14,413 Billion ▲ 92.38% YoY	Rp32,478 Billion ▲ 52.87% YoY	1,844 kg ▲ 315.44% Ytd

BYOND

BYOND makes gold investment accessible to everyone, offering ownership starting from Rp50,000 and physical gold printing from 2 grams.

The platform enables seamless gram-based transactions with real-time buy and sell available 24/7. Its value proposition focuses on affordability, liquidity, and safety, supported by competitive pricing, trusted and secure processes, physical gold backing, and a hassle-free user experience.

BYOND – Bringing Gold Investment Closer to Everyone

- Gold ownership starts from IDR **50,000**
- Print gold starts from **2 gram**
- **Realtime** Buy & Sell Available **24/7**
- **Seamless** Rp Grams Transaction

AFFORDABILITY, LIQUID & SAFETY

- **Competitive** Pricing
- Trusted, Authentic **Safe & Secure**
- Backed by **physical gold**
- **Hassle Free**

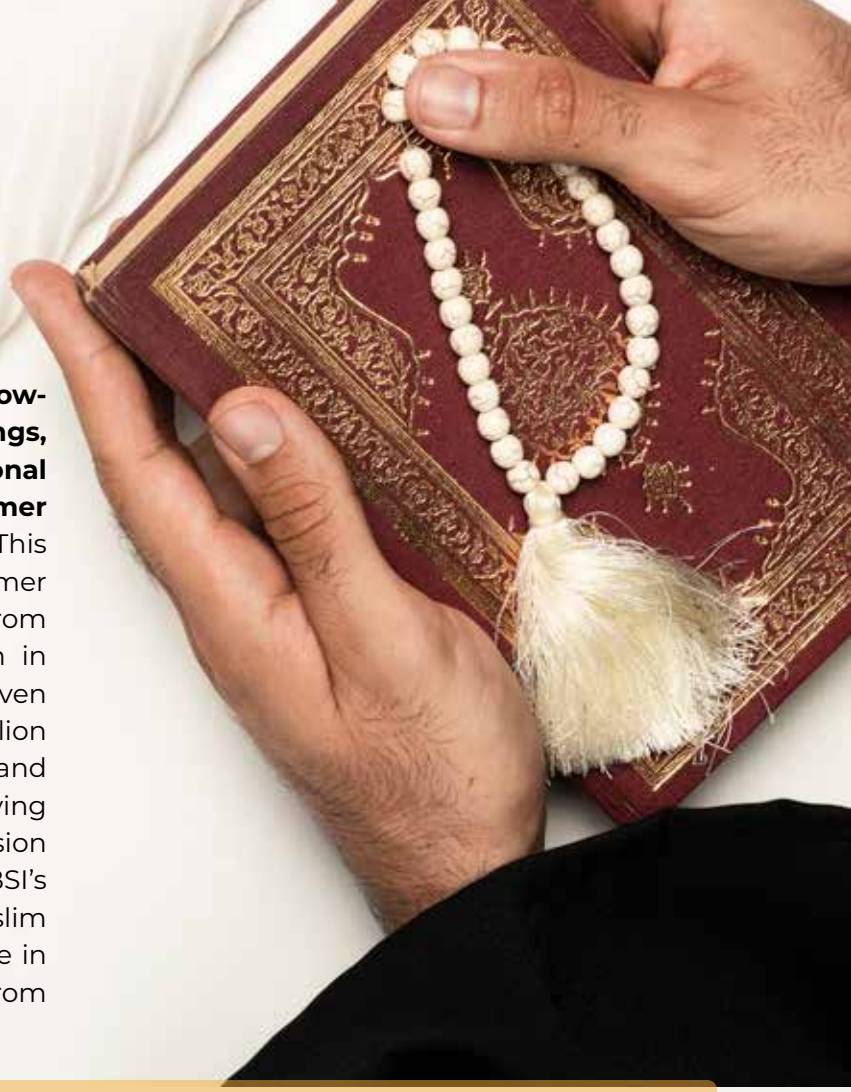

BSI continued to strengthen low-cost funding through Hajj Savings, supported by the expanding national Hajj ecosystem and stronger customer acquisition via digital channels. This momentum broadened BSI's customer base, with total customers rising from 17.78 million in 2022 to 23.14 million in 2025. The growth was primarily driven by Hajj Savings reaching 6.63 million customers, digital gold with 531 thousand customers, and gold financing serving 681 thousand customers. The expansion of this ecosystem also enhanced BSI's appeal to both Muslim and non-Muslim customers, as reflected in the increase in the share of non-Muslim customers from 9.01% to 13.30%.

Dual-Licensed Platform Unlocks Strong, Multi-Year Customer Expansion

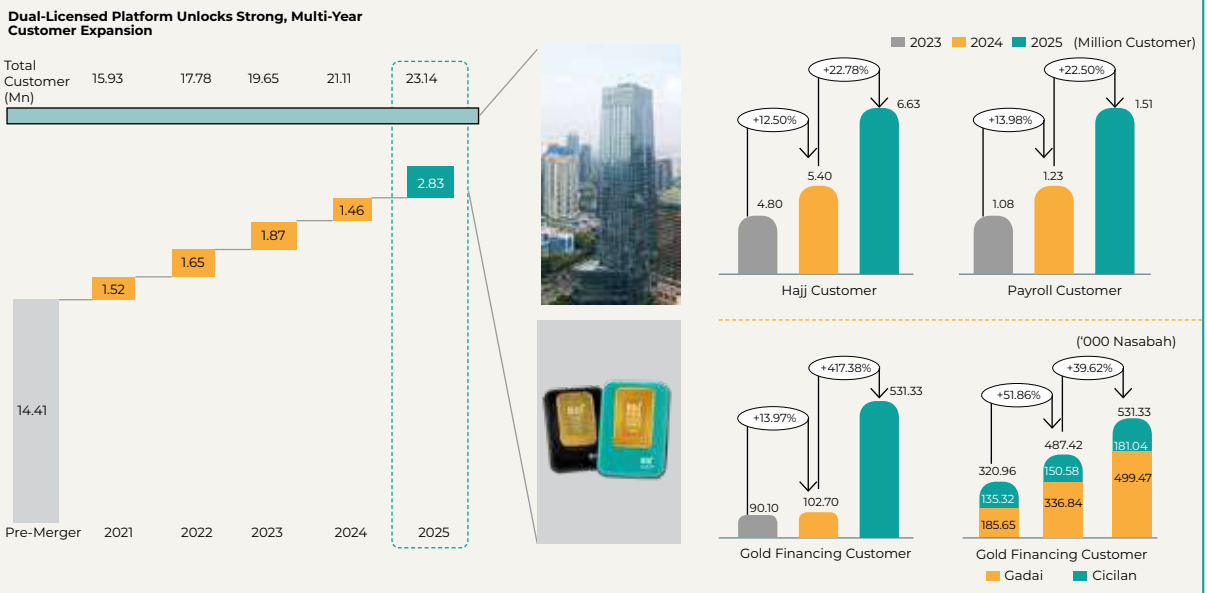

Growing participation from non-Muslim customer

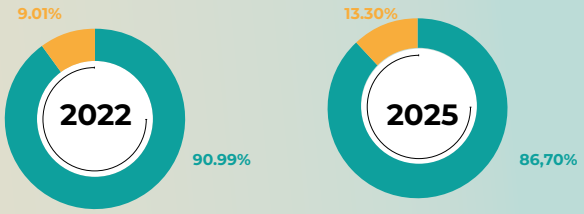

As part of Bank Syariah Indonesia's (BSI) social commitment, the distribution of social and religious funds is carried out in a structured manner through BSI Maslahat as the Bank's partner in managing Zakat, Infaq, Sadaqah, and Waqf (ZISWAF), ensuring that BSI's social contributions deliver measurable, targeted, and sustainable impact. During the reporting period, BSI Maslahat channeled ZISWAF funds across five priority areas, education amounting to Rp114.8 billion, healthcare Rp11.8 billion, social empowerment Rp148.8 billion, economic development Rp26.4 billion, and Islamic programs Rp38.2 billion, collectively reaching tens of hundreds of beneficiaries across Indonesia. In line with this, the distribution of zakat funds to zakat management entities continued to show an upward trend, from Rp268 billion in 2024 to Rp316 billion as of December 2025, bringing the total to Rp1,103 billion since 2021, reflecting BSI's increasingly solid financial performance while further strengthening the Bank's role in promoting social welfare and sustainable development through the trustworthy and professional management of ZISWAF.

Progressive Contribution to Indonesia

BSI MASLAHAT

BSI Maslahat serves as BSI's vehicle for ZISWAF (Zakat, Infaq, Sadaqah, and Waqf) distribution, focusing on the following areas:

Educations
Rp**114.83** Bn
23.04 thousand beneficiaries

Health
Rp**11.82** Bn
27.34 thousand beneficiaries

Social
Rp**148.80** Bn
599.13 thousand beneficiaries

Economy
Rp**26.41** Bn
591.12 thousand beneficiaries

Islamic Program
Rp**38.15** Bn
45.90 thousand beneficiaries

Zakat Distribution

The distribution of zakat funds in 2025 increased in line with the rise in recorded profitability.

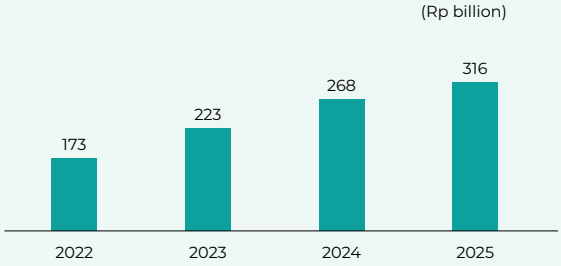



BSI's ESG progress continues to strengthen across banking, operations, and social outreach. The sustainable financing portfolio reaches Rp73.92 trillion, consisting of Rp15.66 trillion in green financing, Rp58.26 trillion in social financing, and Rp396 billion in electric vehicle financing, supported by the issuance of Rp5 trillion Sustainability Sukuk Phase II. **Operational initiatives included the launch of the BSI Landmark Aceh and BSI Tower green buildings, the installation of solar panels, recycling machines, electric charging stations, and the operation of 144 electric vehicles,** accompanied by the launch of digital carbon tracking for Scope 1 and Scope 2 emissions. BSI also enhanced data privacy, cybersecurity compliance, and gender inclusivity, with women accounting for 41% of employees. **Furthermore, beyond banking collaborated with BSI Maslahat to distribute Rp400 billion.**

ESG Highlights

BANKING

Sustainable Financing Portfolio is about 23.18% of total loan which consist of:

RP **73.92** Tn

Green Financing Portfolio is about 21.20%

Rp **15.66** Tn

Social Financing Portfolio is about 78.80%

Rp **58.26** Tn

Electric vehicle Portfolio

Rp **396** Bn

Sustainability Sukuk Phase II

Rp **5** Tn

Bloomberg **ESG Rating** | **1st Global Islamic Bank**

OPERATION

Green building office: Landmark BSI Aceh & BSI Tower

11 Solar Panel in BSI Outlets and DESA BSI

13 Charging station in BSI Head Office & Outlets

70 Unit recycle bottle vending machine in Jabodetabek & Bali

144 Operational electric vehicles

Digital carbon tracking launch:

19,374.40 Co_2eq Scope 1*

70,356.55 Co_2eq Scope 2*

*) Notes: Scope 1 for Fuel; Scope 2 for Electricity

BSI ESG Articles : **140,147** articles

BSI ESG Landing Page : https://ir.bankbsi.co.id/esg/home.html

To achieve gender equality,empowerment for women, BSI has committed to create an inclusive work. environment



41% female employee (2025)

BEYOND BANKING

Rp **400** Bn

Total distribution value of BSI UPZ, Zakat, Infaq, Social Funds, and Waqf as per December 2025

Pillar	Composition (%)	Disbursement (Rp Billion)	No of People Impacted ('000)
Economic Pillar	6.6%	26.4	591.1
Education Pillar	28.7%	114.8	23
Humanitarian Pillar	37.2%	148.8	599.1
Health Pillar	3%	11.8	27.3
Dakwah & Advocay Pillar	9.5%	38.2	45.9
Amil	15%	60	-

BSI continues to strengthen the implementation of sustainable finance in line with POJK No. 51/POJK.03/2017 concerning the Implementation of Sustainable Finance for Financial Service Institutions, Issuers, and Public Companies, as reflected in the steady growth of social- and green-based financing. The composition of the green financing portfolio demonstrates significant contributions across various environmental segments. As of December 2025, the Company's green financing portfolio was primarily driven by eco-efficient products at 41.15%, followed by management of biological natural resources and sustainable land use at 36.90%, eco-friendly business operations and related activities at 10.14%, green transportation at 6.05%, renewable energy at 4.54%, sustainable buildings compliant with recognized standards at 0.65%, and sustainable water and wastewater management at 0.58%. This composition reflects BSI's commitment to strengthening environmental and social impact through a diversified sustainable financing portfolio.

Details on Sustainable Finance

Regulatory Underlying

OTORITAS JASA KEUANGAN
REPUBLIK INDONESIA

SALINAN
PERATURAN OTORITAS JASA KEUANGAN
NOMOR 51/POJK.03/2017
TENTANG
PENERAPAN KEUANGAN BERKELANJUTAN
BAGI LEMBAGA KEUANGAN, EMITEN, DAN
PERUSAHAAN PUBLIK

Sustainable Finance at BSI following P**OJK No. 51/ POJK.03/2017** concerning the Implementation Guidelines of Sustainable Finance for Financial Service Institutions, Issuers, and Public Companies.

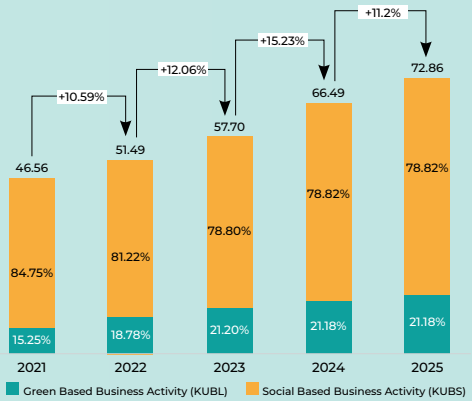

Green Financing Portfolio Mix by Segment

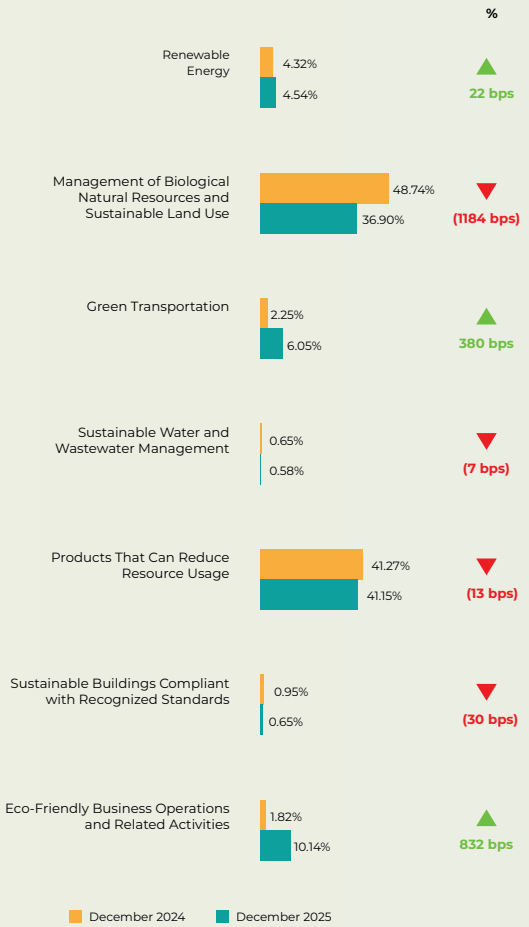

FINANCIAL PERFORMANCE ACHIEVEMENTS 2025

Assets

Rp **456.19** Trillion

11.64% yoy

Fee Based Income

Rp **6.94** Trillion

25.06% yoy

Third-Party Funds

Rp **380.49** Trillion

16.20% yoy

Net income

Rp **7.57** Trillion

8.02% yoy

NPF Gross

1,81%

- 0.09% yoy

ROE

16.85%



Mobile Banking

User Registration BYOND by BSI + BSI Mobile

Rp **9,347,427** Million

21.3% yoy

Number of Transactions

Rp **730,508,065** Million

32.3% yoy

BYOND by BSI

User Registration

Rp **5,888,638** Million

197.4% yoy

Collection of Corporate and Employee Zakat

Increased by

7.8%

from 2024

Company Zakat

Rp

250,292,631.816

Billion

Employee Zakat

Rp

39,083,838.948

Billion

Total Zakat

Rp

289,376,460.764

Billion



01 MAIN HIGHLIGHTS



Entering a new era, BSI continues to strengthen its role as a modern sharia bank that is growing, relevant, and impactful. Every achievement throughout the year serves as a foundation to expand value, trust, and leadership for the future.

Performance Summary 2025

Total Assets
(in millions of rupiah)

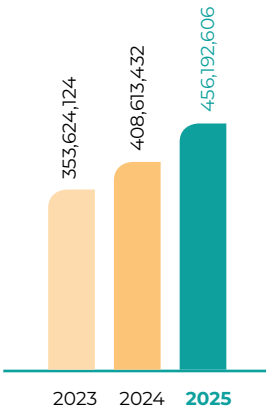

Third-Party Funds
(in millions of rupiah)

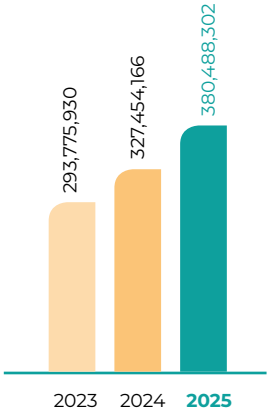

NPF Gross
(%)

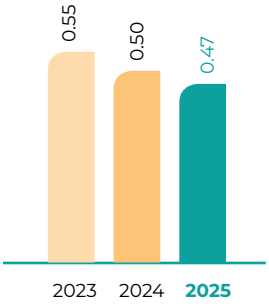

Fee Based Income
(in millions of rupiah)

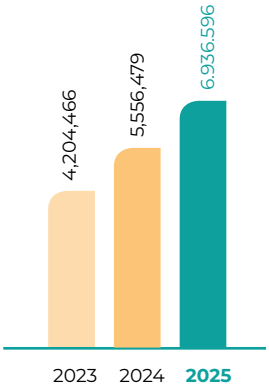

Net Income
(in millions of rupiah)

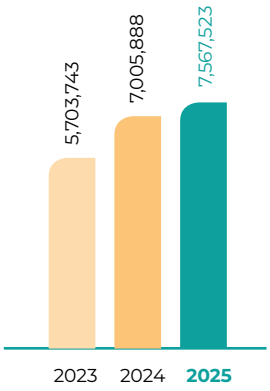

Total Equity
(in millions of rupiah)

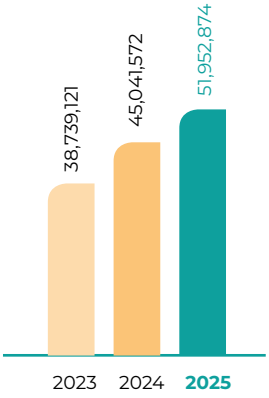

ROE
(%)

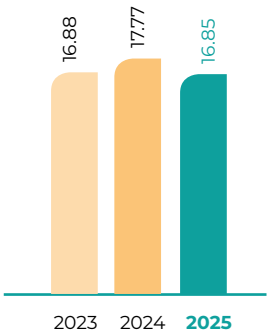

OVERVIEW OF KEY FINANCIAL DATA

STATEMENT OF FINANCIAL POSITION

(in millions of rupiah)

Descriptions	2023	2024	2025
Assets			
Cash	5,255,841	8,080,689	8,690,766
Current Accounts and Placements with Bank Indonesia	32,440,778	49,966,279	51,603,043
Current Accounts and Placements with Other Banks - Net	2,303,728	3,866,065	4,550,662
Investment in Marketable Securities - Net	71,169,020	62,216,518	59,650,488
Acceptance Receivables - Net	426,916	183,294	686,185
Murabahah Receivables - Net	132,154,963	140,025,625	144,782,437
Istishna Receivables - Net	28	11	-
Ijarah Receivables - Net	205,167	169,901	152,050
Funds of *Qardh* - Net	10,489,164	12,986,090	16,973,755
Mudharabah Financing - Net	1,831,652	2,843,591	2,837,853
Musyarakah Financing - Net	83,756,501	109,042,087	139,249,187
Assets Acquired for Ijarah - Net	2,190,107	3,122,255	3,866,097
Fixed Assets and Right-of-Use Assets - Net	5,352,843	7,723,853	11,421,035
Intangible Assets - Net	1,128,334	2,102,344	2,436,092
Deferred Tax Assets	1,665,694	2,056,727	1,875,326
Other Assets - Net	3,253,388	4,228,103	7.417.629
Total Assets	**353,624,124**	**408,613,432**	**456,192,606**
Liabilities, Temporary *Shirkah* Funds and Equity			
Liabilities			
Obligations Due Immediately	1,316,067	858,643	937,353
Undistributed Revenue Sharing	255,932	291,578	258,515
Wadiah Deposits			91,101,595
Wadiah Demand Deposits	20,847,524	19,147,079	27,790,474
Wadiah Savings Deposits	47,026,374	55,280,067	63,311,121
Deposits from Other Banks			
Wadiah demand deposits	125,337	174,879	88,088
Wadiah Savings deposits	7,788	8,985	17,704
Interbank *Mudharabah* Investment Certificate ("SIMA")	1,628,176	3,366,650	2,645,000
Sharia Compliant Interbank Fund Management Certificate ("SIPA")	-	600,834	2,693,886
Liabilities to Bank Indonesia	11,900,055	18,417,864	0
Acceptance Liabilities	431,228	185,145	693,116
Taxes Payable	539,042	889,642	439,413
Employee Benefits Liabilities	667,264	534,730	578,150
Estimated Losses on Commitments and Contingencies	32,017	24,045	26,183
Other Liabilities	2,446,107	5,867,830	8,095,070
Total Liabilities	**85,594,735**	**102,281,320**	**104,929,242**

OVERVIEW OF KEY FINANCIAL DATA

Descriptions	2023	2024	2025
Temporary *Syirkah* Funds			
Mudharabah Demand Deposits	32,417,260	37,235,801	44,089,620
Mudharabah Savings Deposits	78,280,185	85,790,658	99,933,333
Mudharabah Time Deposits	115,984,789	130,678,867	146,117,636
Interbank Mudharabah Investment Certificate ("SIMA")	1,628,176	3,366,650	2,645,000
Subordinated Sukuk *Mudharabah*	200,000	200,000	200,000
Issued *Mudharabah* Sukuk	3,608	3,018,563	6,324,901
Mudharabah Term Financing	776,250	1,000,000	-
Total Temporary *Syirkah* Funds	**229,290,268**	**261,290,539**	**299,310,490**
Equity			
Paid In Capital	23,064,630	23,064,630	23,064,630
Additional Paid-in Capital	(3,929,100)	(3,929,100)	(3,929,100)
Gain on Revaluation of Fixed Assets	444,530	553,440	553,440
Remeasurement of Employee Benefit Liabilities - Net of Tax	241,462	347,644	352,934
Gain/(Loss)			
Marketable Securities - Net	6,154	(56,814)	332,558
Appropriated Retained Earnings	2,236,713	3,377,462	4,778,639
Unappropriated Retained Earnings	16,674,732	21,684,310	26,799,773
Total Equity	**38,739,121**	**45,041,572**	**51,952,874**
Total Liabilities, Temporary *Syirkah* Funds, and Equity	**353,624,124**	**408,613,432**	**456,192,606**

STATEMENT OF PROFIT OR LOSS AND OTHER COMPREHENSIVE INCOME

(in millions of rupiah)

Descriptions	2023	2024	2025
Income from Fund Management as *Mudharib*	22,251,743	25,298,203	28,265,491
Third Parties' Share on Return	(5,993,168)	(7,889,029)	(9,136,405)
Bank's Share in Profit	**16,258,575**	**17,409,174**	**19,129,086**
Other Operating Income	4,204,466	5,556,479	6,936,596
Operating Expenses	(10,249,204)	(11,793,642)	(13,700,714)
Provision for Impairment on Earning and Non-Earning Assets – Net	(2,622,479)	(1,893,867)	(2,356,951)
Income from Operation	**7,591,358**	**9,278,144**	**10,008,017**
Non-Operating Income – Net	(2,156)	4,312	3,688
Income Before Zakat and Tax Expense	**7,589,202**	**9,282,456**	**10,011,705**
Zakat	(189,730)	(232,061)	(250,293)
Tax Expense	(1,695,729)	(2,044,507)	(2,193,889)
Net Income	5,703,743	7,005,888	7,567,523
Total Other Comprehensive Income – Net of Tax	34,189	152,124	394,662
Total Comprehensive Income	**5,737,932**	**7,158,012**	**7,962,185**
Total Comprehensive Income for The Year Attributable to:			
Parent Entity	5,703,743	7,005,888	7,567,523
Non-controlling Interests	0	0	0
Basic Earnings Per Share (Full Amount)	123,65	151,88	164,05
Diluted Earnings Per Share (Full Amount)	123,65	151,88	164,05

OVERVIEW OF KEY FINANCIAL DATA

STATEMENT OF CASH FLOW

(in millions of rupiah)

Descriptions	2023	2024	2025
Cash Flows from Operating Activities			
Net Cash Used in Operating Activities	2,041,035	6,822,852	14,165,560
Cash Flows from Investing Activities			
Net Cash Generated from Investing Activities	(11,404,359)	6,345,483	6,413,827
Cash Flows from Financing Activities			
Net Cash Generated from/(used in) Financing Activities	10,162,997	8,749,006	(17,644,971)
Net Increase in Cash and Cash Equivalents	**799,673**	**21,906,750**	**2,934,416**
Cash And Cash Equivalents at Beginning of Year	**39,221,419**	**40,021,092**	**61,927,842**
Cash And Cash Equivalents at The End of Year	**40,021,092**	**61,927,842**	**64,862,258**

STATEMENT ON RECONCILIATION OF INCOME AND PROFIT SHARING

(in millions of rupiah)

Descriptions	2023	2024	2025
Revenue From Fund Management as *Mudharib*	22,251,743	25,298,203	28,265,491
Deductions			
Current Year Income in Which Its Cash and Cash Equivalents Has Not Been Received	(1,691,143)	(1,787,637)	(2,581,799)
Additions			
Previous Year Income in Which Its Cash and Cash Equivalent Was Received During Current Year	1,576,539		1,787,637
Available Income for Profit Sharing	22,137,139	25,201,709	27,471,329
Bank's Share in Profit	(16,143,971)	(17,312,680)	(18,334,924)
Third Parties' Share on Return	5,993,168		9,136,405

STATEMENT OF SOURCES AND DISTRIBUTION OF ZAKAT FUNDS

(in millions of rupiah)

Descriptions	2023	2024	2025
Sources of Zakat Funds			
Internal Bank	189,730	232,061	250,293
External Bank			
Employees	33,041	36,452	39,940
Customers and Public	34,731	38,743	43,912
	257,502	307,256	334,145
Distribution of Zakat Funds			
Distributed to Other Institutions	(205,881)	(268,348)	(316,136)
Decrease in Zakat Funds	51,621	38,908	18,009
Beginning Balance of Zakat Funds	**145,153**	**196,774**	**235,682**
Ending Balance of Zakat Funds	**196,774**	**235,682**	**253,691**

OVERVIEW OF KEY FINANCIAL DATA

STATEMENT OF SOURCES AND USES OF QARDHUL HASAN FUNDS

(in millions of rupiah)

Descriptions	2023	2024	2025
Sources of Qardhul Hasan Funds			
Infaq and *Shadaqah*	63,947	84,691	99,881
Penalty	17,915	21,972	23,899
Non-Halal Income	1,733	1,240	11,203
Others	-	4,094	7,796
	83,595	111,997	142,779
Utilization of *Qardhul* Hasan Fund			
Donations	(80,736)	(117,028)	(130,947)
Increase/(Decrease) in Charitable Funds	2,859	(5,031)	11,832
Beginning Balance of *Qardhul* Hasan Funds	7,048	9,907	4,876
Ending Balance of *Qardhul* Hasan Funds	9,907	4,876	16,708

FINANCIAL RATIOS

(%)

Descriptions	2023	2024	2025
Liquidity			
Financing to Deposit Ratio (FDR)	81.73	84.97	83.74
Loan quality			
Non-Performing Financing (NPF) Gross	2.08	1.90	1.81
Non-Performing Financing (NPF) Net	0.55	0.50	0.47
Profitability			
Cost to Income Ratio (CIR)	49.86	50.89	52.13
Operating Expenses to Operating Income (BOPO)	71.27	69.93	71.57
Return on Assets (ROA)	2.35	2.49	2.38
Return on Equity (ROE)	16.88	17.77	16.85
Net Return (NI)	5.82	5.66	5.60
Profit (Loss) to Revenue Ratio	21.56	22.71	21.50
Profit (Loss) to Total Assets Ratio	1.61	1.71	1.66
Profit (Loss) to Equity Ratio	14.72	15.55	14.57
Debt to Total Assets Ratio	89.05	88.98	88.61%
Debt to Equity Ratio	812.83	807.19	778.09%

OVERVIEW OF KEY FINANCIAL DATA

Descriptions	2023	2024	2025
Earnings Assets			
Non-Performing Earnings and Non- Earnings Assets to Total Earnings and Non-Earnings Assets	1.21	1.11	1.41
Non-Performing Earnings Assets to Total Earnings Assets	1.54	1.39	1.42
Allowance for Impairment Losses on Financial Assets to Earnings Assets	2.99	2.72	2.72
Capitalization			
Capital Adequacy Ratio (CAR)	21.04	21.40	22.00
Compliance			
Percentage of Violations and Exceedances of Legal Lending Limit (LLL)	0.00	0.00	0.00
Statutory Reserve Requirement (Rupiah)	6.76	4.83	7.17
Statutory Reserve Requirement (Foreign Currency)	1.13	1.46	17.42
Net Open Position	2.47	2.26	5.69

OPERATIONAL HIGHLIGHTS

Description	2024	2025
Corporate Banking		
Financing	58,719,889	70,842,980
Funding/Down Payment	21,619,859	44,366,869
Commercial Banking		
Financing	18,497,916	19,956,543
Funding/Down Payment	12,013,780	21,047,633
Institutional Relations		
Funding/Down Payment	89,456,637	103,829,629
Retail		
Financing	201,263,437	228,044,238
Funding/Down Payment	205,226,059	210,861,924

STOCK INFORMATION

BSI 2024-2025 STOCK INFORMATION

Year	Price per share (Rp)				Number of Shares Outstanding (shares)	Trading Volume (shares)	Market Capitalization (Rp trillion)
	Opening	Highest	Lowest	Closing			
2025							
Quarter I	**2,780**	**3,070**	**2,080**	**2,340**	**46,129,260,138**	**1,955,738,100**	**107.94**
Quarter II	**2,080**	**3,000**	**2,080**	**2,580**	**46,129,260,138**	**2,311,189,300**	**119.01**
Quarter III	**2,510**	**2,870**	**2,460**	**2,590**	**46,129,260,138**	**1,278,798,100**	**119.47**
Quarter IV	**2,590**	**2,690**	**2,160**	**2,230**	**46,129,260,138**	**997,874,300**	**102.87**
2024							
Quarter I	2,740	2,750	2,670	2,710	46,129,260,138	2,804,390,100	125,01
Quarter II	2,550	2,630	2,550	2,620	46,129,260,138	2,342,408,300	120,86
Quarter III	3,060	3,060	3,000	3,010	46,129,260,138	2,621,611,900	138,85
Quarter IV	2,780	2,790	2,700	2,730	46,129,260,138	1,555,441,000	125,93

PRICE AND VOLUME MOVEMENT CHART OF BSI STOCK FOR 2021 – 2025

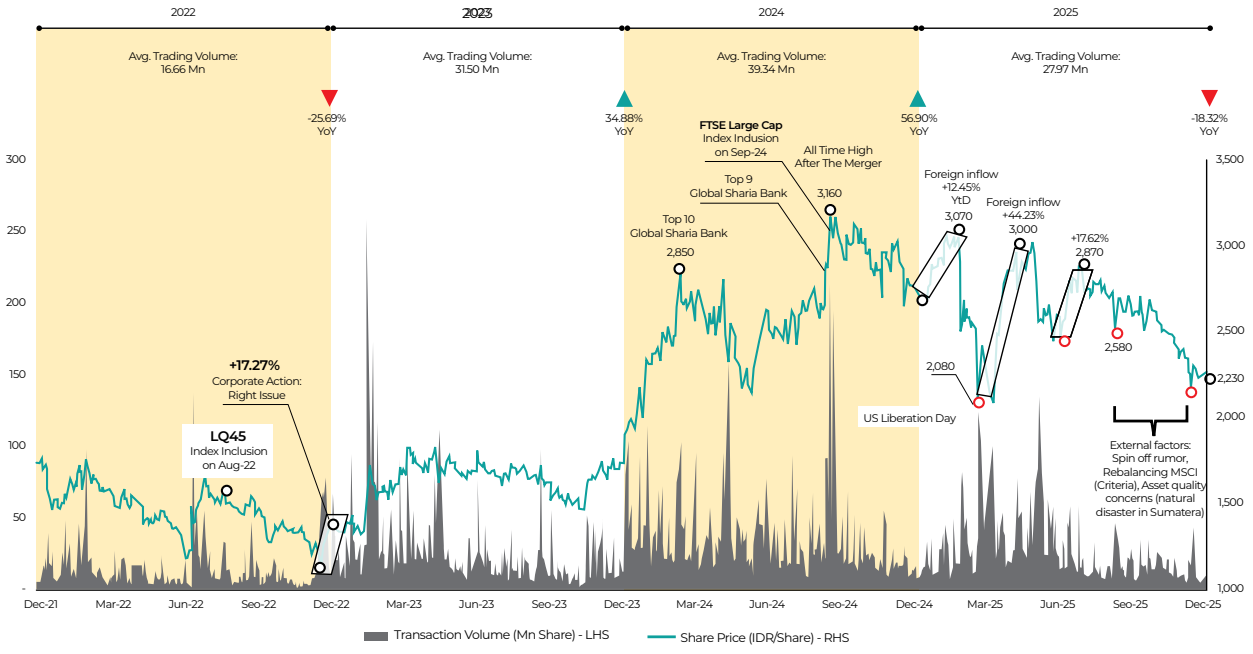

CORPORATE ACTION

SUBORDINATED SUKUK MUDHARABAH

On 20 June 2025, the Bank reissued the Long-Term Restricted Mudharabah Sukuk Without Public Offering I PT Bank BSI Tbk Year 2025 Phase IV ("Sukuk Mudharabah Muqayyadah I Phase IV") with a nominal value of Rp8,260. The total ceiling for Muqayyadah Mudharabah Sukuk issuance is Rp100,000. The respective nisbah are 36.34%, 19.75%, 19.84%, and 20.32%, which is indicated at 0.55% per year. Sukuk funds and profit sharing are paid every 3 (three) months and will mature on 26 December 2035, 26 June 2036, 20 December 2036 and 20 March 2038, respectively.

The issuance of the sukuk was carried out in the context of cooperation between the Bank and BP Tapera as the sole investor where BSI was appointed as the Bank that distributes Tapera Syariah KPR to BP Tapera participants. This cooperation scheme is regulated in Law No. 4 Year 2016 and Government Regulation No. 25 Year 2020 concerning the implementation of public housing savings. The Bank has paid the profit sharing on schedule as stated in the issuance agreement. The profit sharing for sukuk mudharabah muqayyadah for the nine-months period ended 31 December 2025 and 2024 are Rp128 and Rp55, respectively.

ISSUED MUDHARABAH SUKUK

On 30 June 2025, Continuous Sustainability Sukuk Mudharabah Phase II issued through a public offering was listed on the Indonesia Stock Exchange (IDX). The Continuous Sustainability Sukuk Mudharabah I Bank BSI Phase II Year 2025 was issued without script, except for the Sukuk Mudharabah Jumbo Certificate which was issued to be registered in the name of KSEI as proof of ownership for the benefit of the sukuk mudharabah holders. The Continuous Sustainability Sukuk Mudharabah I Bank BSI Phase II Year 2025 was issued with a rating of idAAA(sy) (Triple A Sharia).

The amount of Continuous Sustainability Sukuk Mudharabah I Bank BSI Phase II Year 2025 is Rp5,000,000, consisting of:

- Series A Sukuk Mudharabah with total mudharabah sukuk funds of Rp2,445,000 with a term of 370 calendar days from the issuance date and will mature on 6 July 2026;
- Series B Sukuk Mudharabah with total mudharabah sukuk funds of Rp175,000 with a term of 2 (two) years from the issuance date and will mature on 26 June 2027; and
- Series C Sukuk Mudharabah with total sukuk mudharabah funds amounting to Rp2,380,000 with a term of 3 (three) years from the issuance date and will mature on 26 June 2028.

Acting as trustee of Continuous Sustainability Sukuk Mudharabah I Bank BSI Phase II Year 2025 is PT Bank Tabungan Negara (Persero) Tbk. The Bank has paid the profit sharing on schedule as stated in the issuance agreement. The profit sharing for continuous sustainability sukuk for the year ended on 31 December 2025 and 2024 are Rp311,400 and Rp108,999, respectively.

Detailed on this Continuous Sustainability Sukuk Mudharabah Phase II issued is presented in the appendix of Financial Statements Note 28 in this Annual Report.

TEMPORARY TRADING SUSPENSION AND/OR DELISTING

As of December 31, 2025, BSI has never been subject to any trading suspension or delisting sanctions from the stock exchange.

INFORMATION ON BONDS, SUKUK, AND/OR CONVERTIBLE BONDS

Sukuk Information

In 2025, PT Bank Syariah Indonesia (Persero), Tbk (BSI) issued Bank BSI Sustainability-Based Mudharabah Sukuk I Phase II Year 2025 series A, B, and C with a total value of Rp 5 trillion.

Syariah Mudharabah Convertible Bonds Information

Up to the end of 2025, BSI has not issued any syariah mudharabah convertible bonds.

Further explanation regarding the summary of sukuk infromation issued by BSI up to the end of 2025 includes the type, tenor, value, and issuance status:

BSI SUKUK

Description	Issue Date	Tenor	Currency	Amount of Sukuk	Due Date	Profit Sharing	Payment Status	Ranking		
								2023	2024	2025
Long-term Sukuk Mudharabah Muqayadah Conducted Without Public Offering I PT Bank BSI tbk Year 2023 Phase I	December 26, 2023	150 Months	Rp	3.7 Billion	December 26, 2035	0.55%	Not Paid Yet	-	-	-
Medium-term Subordinated Mudaraba Sukuk of PT Bank Syariah Indonesia, Tbk Year 2023	December 15, 2023	5 Years	Rp	200 Billion	December 15, 2028	7.90%	Not Paid Yet	idAA (sy) (PEFINDO)	idAA (sy) (PEFINDO)	idAA (sy) (PEFINDO)
Long-term Sukuk Mudharabah Muqayadah Conducted Without Public Offering I PT Bank BSI tbk Year 2023 Phase II	March 26, 2024	147 Months	Rp	7.76 Billion	June 26, 2036	0.55%	Not Paid Yet	-	-	-
Bank BSI Sustainability-Based Mudharabah Sukuk I Phase I Year 2024	June 14, 2024	370 days	Rp	1.7 Trillion	June 24, 2025	6.65%	Paid	-	idAA (sy) (PEFINDO)	idAA (sy) (PEFINDO)
		2 years		220 Billion	June 14, 2026	6.70%	Not Paid Yet			
		3 years		1.08 Billion	June 14, 2027	6.80%				
Phase III Without Public Offering I PT Bank BSI tbk Year 2024 Long-term Sukuk Mudharabah Muqayadah Conducted	December 20, 2024	144 Months	Rp	3.97 Billion	December 26, 2036	0.55%	Not Paid Yet	-	-	-
Phase IV Without Public Offering I PT Bank BSI tbk Year 2024 Long-term Sukuk Mudharabah Muqayadah Conducted	June 20, 2025	153 Months	Rp	8.26 Billion	March 20, 2038	0.55%	Not Paid Yet	-	-	-
Bank BSI Sustainability-Based Mudharabah Sukuk I Phase II Year 2025	June 30, 2025	370 days	Rp	2.45 Trillion	July 6, 2026	6,45%	Not Yet Paid	-	idAAA (PEFINDO)	idAAA (PEFINDO)
		2 years		175 Billion	June 26, 2027	6,55%				
		3 years		2.38 Billion	June 26, 2028	6,65%				

INFORMATION ON OTHER FUNDING SOURCES

As of December 31, 2025, PT Bank Syariah Indonesia (Persero) Tbk (BSI) had no other sources of funding beyond those previously disclosed.

EVENT HIGHLIGHTS



16 January 2025

Pencapaian Pengguna SuperApp BYOND. Platform digital terbaru BSI, BYOND by BSI, yang diluncurkan pada akhir 2024, mencatat tonggak sejarah dengan mencapai 3 juta pengguna aktif hanya dalam dua bulan pasca peluncuran, mencerminkan tingkat adopsi digital yang sangat kuat.



26 February 2025

Officially inaugurated directly by President of the Republic of Indonesia Prabowo Subianto, the Bullion Bank service of PT Bank Syariah Indonesia Tbk (BSI) is now officially present in Indonesia. This makes BSI the first Islamic bank to pioneer bullion bank services in the country, while also becoming part of the Company's major transformation.



14 March 2025

PT Bank Syariah Indonesia Tbk (BSI) provided assistance to 4,444 orphans as a form of the Company's gratitude for last year's solid performance and growth above the industry average.



26 March 2025

Employee Daycare Facility. The inauguration of an on-site daycare facility as part of BSI's commitment to supporting female employees and enhancing family welfare.

EVENT HIGHLIGHTS



29 April 2025

PT Bank Syariah Indonesia Tbk. (BSI) officially launched the integrated digital platform BEWIZE by BSI to strengthen services for Corporate and Institutional customers in order to drive financial inclusion in Indonesia.



29 April 2025

PT Bank Syariah Indonesia Tbk. (BSI) reaffirmed the relevance of the role of the Islamic economy to national economic development with global standards through the BSI Global Islamic Finance Summit (GIFS) 2025, carrying the main theme “Transformative Islamic Finance as Catalyst for Growth”.



10 May 2025

PT Bank Syariah Indonesia Tbk (BSI) strengthened the Company’s readiness to become an international-standard bank. This is reflected in its efforts to meet global banking operational standards. One of them is through obtaining the international standard ISO 22301:2019 issued by the international certification body British Standard Institution (BSI) for the Business Continuity Management System (BCMS).



16 May 2025

Annual General Meeting of Shareholders (AGMS). A key corporate agenda to report the Bank’s 2024 performance and approve the appropriation of net profit, including the declaration of cash dividends.

EVENT HIGHLIGHTS



19 June 2025

Cash Dividend Distribution. BSI distributed cash dividends totaling Rp1.05 trillion (equivalent to Rp22.78 per share) following the AGMS resolution in May 2025, contributing to positive market sentiment.



26 June 2025

PT Bank Syariah Indonesia Tbk (BSI) held its annual signature event, BSI International Expo 2025, carrying the theme “Engaging Indonesia in the Global Halal Industry”. This event successfully attracted more than 60,191 visitors and generated transactions amounting to Rp2.66 trillion, exceeding the achievement of a similar event last year.



1 July 2025

PT Bank Syariah Indonesia Tbk (BSI) once again issued Sustainable Sustainability-Based Mudharabah Sukuk I Bank BSI Phase II Year 2025 (Sustainability Sukuk) worth Rp5 trillion, which is a continuation of the offering of Sustainable Sukuk I Phase I in 2024 worth Rp3 trillion. The Phase II sukuk offering was conducted on June 19–23, 2025.



23 September 2025

Financial Performance Report for the First Half of 2025. BSI reported strong performance with net profit of Rp3.74 trillion in the first half of 2025, growing 10.21% year-on-year (double-digit growth).

EVENT HIGHLIGHTS



29 September 2025

Mass Mortgage Contract Signing under FLPP Program with the President. BSI participated in the mass signing of subsidized mortgages (KPR Sejahtera FLPP) attended by President Prabowo Subianto, supporting the national “3 Million Houses” program.



29 October 2025

Third Quarter 2025 Financial Performance Report. BSI reported solid growth with net profit reaching Rp5.57 trillion as of the end of Q3 2025, representing 9.04% year-on-year growth.



22 December 2025

Extraordinary General Meeting of Shareholders (EGMS). A key year-end corporate meeting addressing changes in management composition and other strategic corporate actions.

02 MANAGEMENT REPORTS

With clear vision and strong leadership, BSI moved through every dynamic with optimism and prudence. Management's commitment remained the main force in sustaining growth that is sound, sustainable, and meaningful.



BOARD OF COMMISSIONERS REPORT

Throughout 2025, the Board of Commissioners exercised active oversight from strategy formulation to execution, ensuring that BSI's grand strategy and key initiatives were implemented in alignment with regulations, sound risk management, sharia principles, and ESG commitments. Through structured engagements with the Board of Directors and the supporting Committees, the Board of Commissioners provided timely guidance and constructive oversight to safeguard sustainable value creation. We commend the Board of Directors for disciplined strategy execution and solid performance delivery, while encouraging continued prudence and execution excellence in navigating the evolving landscape.

BOARD OF COMMISSIONERS REPORT

DISTINGUISHED SHAREHOLDERS AND STAKEHOLDERS,

Assalamu'alaikum Warahmatullahi Wabarakatuh

We express our gratitude to Allah SWT for His grace and blessings, through which the Company successfully navigated 2025 with increasingly solid performance and sustained business growth. During the reporting period, the Board of Commissioners continued to strengthen its synergy with the Board of Directors in enhancing BSI's capacity and capabilities as the largest Islamic bank in Indonesia.

The Board of Commissioners fully supported the Board of Directors' strategic initiatives to strengthen the halal economic and financial ecosystem, which contributes to national economic growth. These efforts were accompanied by the implementation of sustainability aspects through social and environmental responsibility programs and the enhancement of corporate governance practices in line with environmental, social, and governance (ESG) principles.

In carrying out its governance responsibilities, the Board of Commissioners consistently performed its oversight function over the management of the Company by the Board of Directors. The Board also provided direction and advice to ensure that the execution of strategic initiatives remained aligned with prevailing regulations and upheld high standards of business ethics.

This report of the Board of Commissioners presents its views on the performance of the Board of Directors, the effectiveness of governance implementation throughout the reporting year, and the assessment of the Company's business prospects. The preparation of this report reflects the Board of Commissioners' commitment to transparency and accountability in fulfilling the mandate entrusted by the shareholders.

BOARD OF DIRECTORS' PERFORMANCE ASSESSMENT

In assessing the performance of the Board of Directors throughout 2025, the Board of Commissioners applied objective and measurable parameters, including the implementation of resolutions of the General Meeting of Shareholders (GMS), execution of the Company's grand strategy and key strategic initiatives, achievement of Key Performance Indicator (KPI) targets, and implementation of sustainability aspects covering environmental, social, and governance dimensions. The assessment also considered developments in the global and domestic landscape, competition within the national Islamic banking industry, and the impact of monetary and fiscal policies on management decisions and the Company's overall performance.

In the context of business management, the Board of Commissioners considers that the Board of Directors has effectively consolidated the management of the Company's five business segments, namely Corporate Banking, Commercial Banking, Institutional Relations, Retail, as well as Treasury and Head Office, enabling each segment to function as a measurable and accountable growth engine. This business management practice is supported by the recording of business acquisition based on segment-specific business codes, as well as inter-segment collaboration through wholesale-retail and retail-retail strategies that are monitored and reported regularly in monthly performance achievement meetings.

During 2025, the global economy faced heightened uncertainty, including the impact of reciprocal tariff policies implemented by the United States government toward several trading partners, which exerted pressure on global supply chains. The International Monetary Fund (IMF), in its latest World Economic Outlook, projected global economic growth of 3.3%, relatively unchanged from the previous year, accompanied by moderate inflation and declining prices of crude oil and mining commodities.



MUHADJIR
EFFENDY
Komisaris Utama

BOARD OF COMMISSIONERS REPORT

In global financial markets, the Fed Funds Rate showed a downward trend, reaching 3.50%–3.75% by year-end, signaling the end of the monetary tightening phase and the beginning of global liquidity easing.

Amid these global conditions, Indonesia's economy demonstrated strong resilience. Based on data from Statistics Indonesia (Badan Pusat Statistik), the national economy grew by 5.11%, supported by increased domestic demand, investment, government spending, as well as export performance. From the expenditure side, growth was mainly supported by household consumption and Gross Fixed Capital Formation (GFCF), which cumulatively contributed 1.58% to economic growth, with household consumption growing by 5.11% in line with maintained purchasing power and controlled inflation at 2.92%. Investment also recorded year-on-year growth of 12.7% with realization reaching Rp1,931.2 trillion, driven by the downstreaming program, which contributed significantly to total investment.

Real exports of goods and services increased by 3.25% year-on-year, contributing to a trade surplus and strengthening foreign exchange reserves to US$156.5 billion at year-end. From the production perspective, the other service and corporate service sectors, as the largest contributors to the national economy, grew by 9.93% and 9.10%, respectively. Meanwhile, to maintain exchange rate stability amid external pressures, Bank Indonesia reduced the benchmark interest rate to 4.75%, supporting the Rupiah's stability, which depreciated by 3.48% against the US dollar during the year.

In line with stable domestic economic conditions, the national Islamic banking industry recorded positive growth, with total assets reaching Rp1,067 trillion, increasing by 8.92% year-on-year. Intermediation functions also improved, as reflected in financing growth of 9.58% to Rp705.2 trillion and third-party funds increasing by 10.14% to Rp830 trillion. Industry resilience was supported by adaptability to market needs through digital service innovation, improved efficiency in industry structure, and the development of Islamic investment instruments such as the Sharia Restricted Investment Account (SRIA).

Within this dynamic external environment, the Board of Commissioners considers that the Board of Directors successfully implemented the Company's grand strategy by optimizing its dual license as both an Islamic Bank and a Gold Bank, thereby strengthening the Company's capacity and capabilities within the national banking industry. The implementation of key strategies focused on low-cost fund acquisition, asset quality maintenance, and productivity improvement was carried out in a disciplined manner, supported by service innovation, professional human resources, and ongoing digital transformation.

In line with the Company's new role as a Bullion Bank, the Board of Commissioners also exercised intensive oversight over the development of the gold business, both through monthly performance evaluation meetings with the Board of Directors and through quarterly joint meetings with the Board of Directors and the Sharia Supervisory Board. In addition, the Board of Commissioners held dedicated discussions with the director overseeing the gold business and the director overseeing risk management to ensure that all risks arising from the implementation of the gold business had been properly identified and mitigated comprehensively and in line with prudential principles. The Board of Commissioners is of the view that the success of the gold business must also be supported by competent human capital, reliable IT systems, and resilient business processes so that services can be delivered quickly, conveniently, safely, and securely to customers.

Operationally, the Board of Commissioners observed increasing public trust in the Company, as reflected in the growth of its customer base, including expansion within the gold ecosystem following government support through the issuance of the Gold Bank license. The Company also supported government programs by distributing Rp10 trillion in Excess Budget Balance (SAL) funds to strengthen financing in productive sectors and by enhancing the hajj and umrah ecosystem through extensive promotion of Hajj savings programs.

The implementation of the grand strategy and key initiatives contributed to strengthened intermediation performance, with financing reaching Rp318.84 trillion, representing a 14.49%

BOARD OF COMMISSIONERS REPORT

year-on-year increase, primarily distributed to community-oriented segments. Financing growth was accompanied by maintained asset quality, as reflected in gross Non-Performing Financing (NPF) of 1.81% and net NPF of 0.47%.

On the funding side, third-party funds grew by 16.20% to Rp380 trillion, with a funding structure dominated by low-cost funds (CASA) at 61.62%. Financing and funding growth supported total asset expansion to Rp456 trillion, representing an increase of 11.64% year-on-year. Financing growth and digital service innovation, including the BYOND by BSI mobile banking platform, supported profitability, with income as mudharib increasing to Rp28.26 trillion and other operating income reaching Rp6.94 trillion. Operating profit and net profit increased to Rp10.01 trillion and Rp7.57 trillion, respectively.

In the view of the Board of Commissioners, these achievements reflect the Board of Directors' ability to execute the Bank's strategic focus consistently through monthly monitoring of strategy effectiveness and discussions to address implementation constraints as they arise. In its execution, this direction was further reinforced through the 3-on-3 approach focusing on winning low cost fund, maintaining asset quality, and productivity enhancement in order to sustain healthy and sustainable performance, including strengthening the positioning of the Company's gold business. The Board of Commissioners also noted that the Company faced challenges in maintaining operational efficiency and cash flow stability, particularly in relation to the investment required to enhance the reliability of IT systems and supporting infrastructure, which resulted in higher depreciation expenses, as well as the need for more aggressive promotion amid intense competition and tight liquidity. Nevertheless, through disciplined control and periodic evaluation, the Board of Directors was considered able to maintain the cost efficiency ratio and preserve net profit achievement in line with, and even exceeding, the target. This assessment was also reinforced by reviews of the Bank's bankwide performance by business segment and benchmarking against leading banks in Indonesia and global Islamic banks.

In addition to financial performance, the Board of Commissioners acknowledges the Board of Directors' commitment to implementing strategic ESG initiatives. From an environmental perspective, the Company disbursed sustainable financing of Rp73.92 trillion, primarily allocated to empowering and enhancing the capacity of micro, small, and medium enterprises and green financing initiatives. The Company also implemented various environmentally responsible operational initiatives, including green building development, renewable energy utilization, electric vehicle infrastructure, waste management programs, and digital carbon tracking systems.

From a social perspective, the Board of Directors consistently implemented the Principles for Responsible Banking through various initiatives, including zakat distribution, educational scholarship programs, humanitarian assistance, community empowerment initiatives, healthcare support, and disaster relief programs. These social responsibility programs not only fulfilled regulatory requirements but also strengthened social cohesion and the Company's contribution to society.

Based on performance achievements, strategic implementation, and commitment to sustainability principles, the Board of Commissioners concludes that the Board of Directors carried out its duties and responsibilities very effectively throughout 2025.

In performing its supervisory function, the Board of Commissioners exercised oversight from the strategy formulation stage through implementation through a structured coordination mechanism. At the planning stage, the Board of Commissioners conducted a comprehensive review of the business plan proposed by the Board of Directors by considering its alignment with the Company's vision, mission, long-term objectives, risk profile, and sustainability agenda.

During the implementation stage, progress in performance was reviewed monthly through the Performance Evaluation Meeting Forum involving the Board of Commissioners and the Board of Directors, and quarterly through Joint Meetings among the Board of Commissioners, the Board of Directors, and the Sharia Supervisory Board for the

BOARD OF COMMISSIONERS REPORT

March, June, September, and December reporting periods. In addition, the Board of Commissioners also held follow-up discussions with the relevant directors and special meetings to discuss the Sustainable Finance Action Plan in order to ensure that sustainability initiatives were implemented effectively and supported the execution of the Bank's Business Plan. All such discussions were documented and followed up as part of the implementation of good corporate governance.

VIEWS ON THE BUSINESS OUTLOOK PREPARED BY THE BOARD OF DIRECTORS

The Board of Commissioners views BSI's business outlook for 2026 as being shaped by several interrelated factors, including global and domestic economic conditions, developments in the banking industry, regulatory changes, and the pace of digital technology adoption.

From the global perspective, economic conditions are expected to remain subject to elevated uncertainty, driven primarily by strengthening trade protectionism and ongoing geopolitical tensions. US import tariff policies may shift at any time and could disrupt global supply chains and international trade flows. Geopolitical risks also persist in several regions, including the Russia–Ukraine conflict and the Middle East. In addition, fiscal pressures in a number of countries may constrain the pace of global recovery. In line with these conditions, the IMF, in its latest World Economic Outlook, projects global economic growth of 3.1% in 2026, lower than the prior year's realized growth.

Against this backdrop, gold is expected to remain a relevant hedge asset amid global uncertainty. While price increases are projected to be more moderate than in the previous year, central banks worldwide are expected to continue expanding gold reserves as part of strengthening monetary resilience.

Domestically, several multilateral institutions, including the IMF and the World Bank, expect Indonesia's economy to grow at a stable pace in 2026. The Government targets economic growth of 5.4%, supported by downstreaming initiatives in large-scale strategic projects across manufacturing, energy, and agriculture. This outlook is accompanied by an inflation target of 2.5%±1% and a stable Rupiah exchange rate in the range of Rp16,500 per US dollar.

Consistent with these projections, Bank Indonesia expects banking financing to grow within the range of 8%–12% in 2026, while maintaining sound financing quality. Within the same context, BSI projects total Islamic banking assets to reach Rp1,205 trillion, with financing of approximately Rp794 trillion, growing by nearly 11.9%, and third-party funds (TPF) reaching Rp952.9 trillion, growing by 12.55%.

The halal ecosystem is also expected to sustain its growth trajectory. Domestic halal product consumption is projected to reach US$259.8 billion in 2026, growing by approximately 5.88% and contributing more than 30% of national household consumption. On the export side, halal products are estimated to account for around 20% of Indonesia's total non-oil-and-gas exports and are projected to increase to US$73.9 billion, growing by approximately 8.73%, including contributions from non-palm-oil exports.

To optimize these growth opportunities, the Board of Directors has maintained BSI's focus as a provider of financial, social, and spiritual solutions through the development of an Islamic ecosystem tailored to targeted segments. In its implementation, the Board of Directors has consolidated the management of all of the Company's key business segments in an integrated manner, enabling business growth, service enhancement, and profitability improvement to progress in line with customer needs and the Company's business development direction.

The performance of these core segments is expected to be supported by enhanced service infrastructure, including the development of physical platforms such as branches and BSI Agents, as well as electronic channels such as BYOND by BSI, BEWIZE, ATM, EDC, and QRIS, complemented by inorganic platforms and subsidiaries. Internally, continued efforts to improve workforce productivity and competencies are also positioned to support the achievement of business targets.

Based on these considerations, the Board of Commissioners expresses full support for BSI's 2026 business outlook as prepared by the Board of Directors. The Board of Commissioners considers that the outlook reflects the Company's efforts to optimize its comparative and competitive advantages and remains aligned with the Government's Asta Cita priority agenda. At the same time, the Board of Commissioners advises that this optimism be accompanied by prudence, with due attention to potential risks that may affect performance realization.

In addition, the Board of Commissioners considers that the Company's readiness to capture future opportunities in the sustainability sector remains well maintained through its 2026–2030 medium-term strategic direction, namely to become a Top 5 Global Islamic Bank by Market Capitalisation. This direction is supported by four strategic pillars, namely Unique Syariah Business, Wholesale-Retail-Consumer & Transactional Business, Gold Business, and Integrated Islamic Financial Services, with ES-GRC serving as an enabler to safeguard governance quality, profitability, and the sustainability of growth. In developing the gold business, the Board of Commissioners also considers that the Board of Directors has demonstrated progressive steps through the strengthening of bullion business licensing, the expansion of supplier cooperation, the provision of a gold savings platform on BYOND by BSI, and the expansion of customer gold storage capacity. In line with this, the Board of Commissioners recommends that the Bank's strategy remain adaptive to global dynamics, macroeconomic and geopolitical risks, and decarbonization trends, while continuing to strengthen the Islamic ecosystem and sustainable financing in line with sharia principles and ESG.

VIEWS ON THE BANK GOVERNANCE IMPLEMENTATION

The Board of Commissioners considers that BSI has consistently implemented the principles of Good Corporate Governance (GCG) across all operational activities as a foundation for sustainable business growth. In performing its supervisory role, the Board of Commissioners ensures that the management of the Bank by the Board of Directors complies with internal policies, prevailing laws and regulations, and established business ethics. The implementation of GCG at BSI is reflected in the following governance components.

Effectiveness of Sharia Principles Implementation

BSI continues to enhance the effectiveness of Sharia governance through the implementation of the roles and responsibilities of the Sharia Supervisory Board, strengthening Sharia compliance functions, applying Sharia risk management, conducting Sharia internal audits, and performing external reviews of Sharia governance practices. In this regard, the Board of Commissioners maintains close coordination with the Board of Directors and the Sharia Supervisory Board to ensure effective implementation of Sharia principles in accordance with applicable requirements. The strengthening of sharia governance was also directed to remain aligned with the implementation of POJK No. 2 of 2024 and SEOJK No. 15/SEOJK.03/2024 concerning the Implementation of Sharia Governance for Islamic Commercial Banks and Sharia Business Units, including through the strengthening of the Sharia Combine Assurance initiative and the expansion of the Syariah Compliance Dashboard implementation at the bankwide level.

Risk Management

BSI has implemented an integrated risk management framework and conducts periodic evaluations of its effectiveness. The Bank also promotes risk awareness across all organizational levels to strengthen its risk culture. Based on reviews and discussions with Management, the Risk Monitoring Committee, the Audit Committee, Internal Audit, External Auditors, and related units, the Board of Directors and the Board of Commissioners concluded that risk management implementation in 2025 was effective.

In risk management, the Board of Commissioners considers that the effectiveness of the Company's risk management framework is also supported by the role of the Risk Management Committee as a strategic oversight forum and the Risk Management Work Unit as the executor of policy in day-to-day operations. In line with the obligation to implement the Sustainable Finance Action Plan and strengthen sustainability objectives, the Company has begun integrating sustainability

BOARD OF COMMISSIONERS REPORT

risk into its Enterprise Risk Management framework, adjusting risk limits in relevant sectors, strengthening financing due diligence, and encouraging the development of products and financing that support a sustainable transition. The Board of Commissioners also encourages periodic policy updates, the conduct of stress tests on key risks, and the strengthening of human capital competence and IT support in order to maintain the effectiveness of risk management implementation.

Internal Control System

The implementation of BSI's Internal Control System is aligned with POJK No. 35/SEOJK.03/2017 concerning Standard Guidelines for Internal Control Systems for Commercial Banks. The system is reflected in internal control policies based on the COSO model, covering the control environment, objective setting, event identification, risk assessment, risk response, control activities, information and communication, and monitoring.

The Board of Directors is responsible for ensuring the implementation of a reliable and effective internal control system, including strengthening risk awareness throughout the organization. Internal Audit is responsible for evaluating and continuously improving the effectiveness of the internal control system through periodic and incidental audits of all operational activities. Evaluation results are reported to the Board of Directors and the Board of Commissioners for follow-up and oversight. Based on the 2025 evaluation, both Boards concluded that BSI's internal control system operated effectively.

Whistleblowing System

BSI has implemented a Whistleblowing System (WBS) as a mechanism for preventing and detecting early any actions by management or employees that may adversely affect the Bank. The system regulates reporting procedures, reporting channels, verification processes, and protection for whistleblowers and relevant parties.

The function responsible for managing the WBS reports to the President Director or a designated Director and maintains direct communication and reporting lines to the Board of Commissioners. In its oversight capacity, the Board of Commissioners reviews the results of special audits arising from WBS reports.

The Company also continuously conducted dissemination regarding WBS reporting channels and the anti-gratuity policy to all employees, customers, business partners, and the public through various communication channels. Throughout 2025, the WBS recorded 118 complaints, of which 11 complaints had been followed up, 3 were still in process, 8 had not yet been followed up, and 96 were declared not feasible to be followed up. Of the reports that were followed up, 11 reports were proven and sanctions had been imposed in accordance with the applicable provisions. Based on this, the Board of Commissioners assessed that the implementation of the WBS throughout 2025 operated optimally in supporting the prevention and mitigation of violation risks.

Sustainability Governance

BSI demonstrates a strong commitment to implementing the objectives of Maqashid Sharia, which include the protection of religion, life, intellect, wealth, lineage, and the environment. Substantively, these principles are aligned with the Sustainable Development Goals (SDGs) and are integrated into environmental, social, and governance (ESG)-based sustainability practices.

To enhance the effectiveness of ESG implementation, BSI has established a sustainability governance structure in accordance with its ESG Guiding Principle. In its implementation, the Board of Commissioners, the Board of Directors, and the Sharia Supervisory Board provide active oversight of sustainable finance initiatives, including the preparation of the Sustainable Finance Action Plan, Sustainability Report, and sustainability strategy.

BSI has also strengthened its sustainability governance structure through the establishment of an ESG Working Group under the supervision of Vice President Director, appointment of a Personal Data Protection Officer under the supervision of Director of Compliance and Human Capital, and the formation of an ESG Sub-Committee under the Risk Management Committee. The Company also has developed and issued sustainable finance standard operating procedures and ESG Guiding Principles and established a sustainable finance framework aligned with the Company's sustainability vision.

This framework comprises three strategic pillars: Sustainable Banking, Sustainable Operation, and Sustainable Beyond Banking. The Board of Commissioners considers that BSI continued to enhance the effectiveness of the implementation of these three pillars throughout 2025 in order to generate long-term value for shareholders and deliver benefits to all stakeholders.
The Company has also prepared for and begun implementing climate risk management in alignment with the principles of IFRS S1 (PSPK 1) and IFRS S2 (PSPK 2). These efforts are supported by the establishment of policy instruments and procedures, including the Sustainable Finance Standard Operating Procedure, the ESG Guiding Principle, and the Industry Acceptance Criteria Guideline, as well as the identification and mapping of climate-change impact transmission to credit, market, operational, and liquidity risks. In addition, the Company has carried out the Climate Risk Scenario Analysis initiated by OJK as part of strengthening its climate-risk measurement and management capacity.

PERFORMANCE ASSESSMENT OF COMMITTEES UNDER THE BOARD OF COMMISSIONERS

In carrying out its supervisory function, the Board of Commissioners is supported by its committees, the Audit Committee, the Risk Monitoring Committee, and the Remuneration and Nomination Committee. The Board conducts annual performance assessments of these committees based on established procedures and objective evaluation criteria.

The Audit Committee assists the Board of Commissioners in overseeing the management of the Bank, particularly with respect to the reliability of financial information, the effectiveness of the internal control system, and the implementation and effectiveness of examinations conducted by internal and external auditors. Throughout 2025, the scope of the Audit Committee's attention also included the evaluation of IT development, the implementation of Internal Control over Financial Reporting (ICOFR), and anti-fraud strategy. The Board of Commissioners considers that the role of the Audit Committee should continue to be strengthened through competency enhancement, including training and certification, as well as more active communication with Management in supporting accountability and the oversight of sustainability risks.

The Nomination and Remuneration Committee supports the Board of Commissioners in matters related to nomination and remuneration policies for members of the Board of Directors and the Board of Commissioners, ensuring the application of sound governance principles in strategic human capital management. In 2025, the Remuneration and Nomination Committee held 4 meetings and provided recommendations to the Board of Commissioners regarding candidates for the Board of Commissioners and the Board of Directors, including support in analysing candidates from the senior executive level as well as updating the Company's Human Capital policy. The Board of Commissioners considers that this contribution supported leadership continuity, organizational alignment, and the development of a remuneration system that is aligned with the Bank's business transformation needs.

Meanwhile, the Risk Monitoring Committee assists the Board of Commissioners in overseeing and providing recommendations to the Board of Directors regarding the implementation of the Bank's risk management practices, including monitoring the effectiveness of risk management policies and processes. In 2025, the Remuneration and Nomination Committee held 4 meetings and provided recommendations to the Board of Commissioners regarding candidates for the Board of Commissioners and the Board of Directors, including support in analysing candidates from the senior executive level as well as updating the Company's Human Capital policy. The Board of Commissioners considers that this contribution supported leadership continuity, organizational alignment, and the development of a remuneration system that is aligned with the Bank's business transformation needs.

Based on objective procedures and evaluation criteria, the Board of Commissioners concluded that the Audit Committee, the Remuneration and Nomination Committee, and the Risk Monitoring Committee performed their duties and responsibilities effectively throughout 2025 in supporting the Board of Commissioners' supervisory function.

CHANGES IN THE COMPOSITION OF THE BOARD OF COMMISSIONERS

In 2025, the Company implemented changes to the composition of the Board of Commissioners based on the resolution of the Annual General Meeting of Shareholders (AGMS) for the 2024 financial year, held on May 16, 2025. The changes were made based on the resolution of the GMS as part of adjustments to the governance structure and the strengthening of the Company's supervisory function.

Composition of the Board of Commissioners of BSI Before the 2024 Financial Year Annual GMS

Prior to the implementation of the Annual General Meeting of Shareholders (AGMS) for the 2024 Financial Year, the composition of the Board of Commissioners of BSI was as follows:

- Muliaman Dharmansyah Hadad, President Commissioner concurrently Independent Commissioner
- Adiwarman Azwar Karim, Vice President Commissioner concurrently Independent Commissioner
- Masduki Baidlowi, Commissioner
- Suyanto, Commissioner
- Abu Rokhmad, Commissioner
- Fauzi, Commissioner
- Nazaruddin, Commissioner
- Komaruddin Hidayat, Independent Commissioner
- Mohamad Nasir, Independent Commissioner
- Felicitas Tallulembang, Independent Commissioner

Composition of the Board of Commissioners After the 2024 Financial Year Annual GMS

Through the Annual GMS held on May 16, 2025, the shareholders resolved to:

1. Honorably dismiss Muliaman D. Hadad as President Commissioner concurrently Independent Commissioner; Adiwarman Azwar Karim as Vice President Commissioner concurrently Independent Commissioner; Mohamad Nasir and Komaruddin Hidayat as Independent Commissioners; and Suyanto, Masduki Baidlowi, Fauzi, Abu Rokhmad, and Nazaruddin, respectively, as Commissioners.
2. Appoint Muhadjir Effendy as President Commissioner; Nizar Ahmad Saputra, Muhammad Syafii Antonio, and Addin Jauharudin as Independent Commissioners; and Meidy Ferdiansyah, Kamaruddin Amin, and Mochamad Agus Rofiudin as Commissioners.

Following the implementation of the Annual GMS for the 2024 Financial Year, the total number of members of the Board of Commissioners of BSI became 8 (eight) persons, consisting of 1 (one) President Commissioner, 3 (three) Commissioners, and 4 (four) Independent Commissioners. The composition of the Board of Commissioners of BSI after the Annual GMS on May 16, 2025, is as follows:

- Muhadjir Effendy, President Commissioner
- Felicitas Tallulembang, Independent Commissioner
- Kamaruddin Amin, Commissioner
- Mochamad Agus Rofiudin, Commissioner
- Nizar Ahmad Saputra, Independent Commissioner
- Addin Jauharudin, Independent Commissioner
- Muhammad Syafii Antonio*, Independent Commissioner
- Meidy Ferdiansyah*, Commissioner

*Effective after obtaining OJK approval for the fit and proper test.

With this composition, the Board of Commissioners considers that the changes in membership during 2025 have further strengthened the Company's supervisory and governance functions through a complementary combination of backgrounds and experience. Going forward, the Board of Commissioners will also continue to strengthen its strategic oversight capacity, including enhancing its understanding in the areas of sustainable finance, green taxonomy, and the implementation of Sustainability Disclosure Standards that will take effect in January 2027, so that the Company is better prepared to respond to regulatory developments and business needs.

CLOSING

On behalf of the Board of Commissioners, we extend our appreciation to the Board of Directors for the effective management of the Company throughout 2025. We also express our gratitude to the management team and all employees for their dedication and contributions, which supported the Company in achieving solid performance growth.

The Board of Commissioners further conveys its sincere appreciation to the shareholders for their continued trust and support. We also acknowledge the Government of the Republic of Indonesia for its support, including the granting of a dual license to BSI as an Islamic Bank and a Gold Bank, which has contributed to strengthening the Company's capacity and business development. In addition, we extend our gratitude to all strategic partners, customers, the community, and other stakeholders for their trust and cooperation.

The Board of Commissioners also expresses its appreciation for the contribution of all employees and strategic partners in supporting the success of the Company's sustainability journey. Strengthening performance, supported by human capital competence, stronger IT systems, and robust risk management, constitutes an important foundation for the Company in facing the challenges of 2026 and maintaining healthy, sustainable business growth while delivering benefits to all stakeholders.

Entering 2026, the Company remains committed to its role as a provider of financial, social, and spiritual solutions through the development of the Islamic ecosystem, while supporting the Government's Asta Cita priority programs to advance national economic growth.

May Allah SWT continue to provide guidance and ease in all endeavors undertaken.

Wassalamualaikum Warahmatullahi Wabarakatuh

Jakarta, March 2026
On Behalf of Board of Commissioners



Muhadjir Effendy
President Commissioner



1. **MEIDY FERDIANSYAH**
   Commissioner

2. **ADDIN JAUHARUDIN**
   Independent Commissioner

3. **MOCHAMAD AGUS ROFIUDIN**
   Commissioner

4. **FELICITAS TALLULEMBANG**
   Independent Commissioner



5. **MUHADJIR EFFENDY**
President Commissioner

6 **MUHAMMAD SYAFII ANTONIO**
Independent Commissioner

7. **NIZAR AHMAD SAPUTRA**
Independent Commissioner

8. **KAMARUDDIN AMIN**
Commissioner

BOARD OF DIRECTORS REPORT

In 2025, BSI strengthened its grand strategy by optimising its dual licence as a Sharia Bank and Bank Emas, reinforcing its leadership in Islamic finance while expanding value creation through gold-based solutions. Disciplined execution across funding, financing, and digital transformation supported solid intermediation growth, resilient asset quality, and sustainable profitability. As Indonesia's first Bank Emas, BSI broadened customer access to gold investment while supporting the halal ecosystem and national downstream initiatives. These achievements were firmly anchored in strong corporate governance, prudent risk management, and strict adherence to sharia principles.



ANGGORO
EKO CAHYO
Direktur Utama

BOARD OF DIRECTORS REPORT

DISTINGUISHED SHAREHOLDERS AND STAKEHOLDERS,

Assalamualaikum Warahmatullahi Wabarakatuh

We express our gratitude to Allah SWT for His blessings and guidance, which enabled PT Bank Syariah Indonesia Tbk (BSI) to navigate the challenges of 2025 while maintaining solid and sustainable performance. Throughout the reporting year, the Company strengthened its intermediation function and profitability, reinforced its capital structure, enhanced customer trust, and continued to implement sustainability principles through the advancement of environmental, social, and governance (ESG) practices.

In line with its business growth, BSI actively contributed to supporting the priority programs of the Government of the Republic of Indonesia under the Asta Cita agenda. These contributions include providing virtual account services for partners of the National Nutrition Agency in the Free Nutritious Meal program, supporting the development of Merah Putih Village/Sub-district Cooperatives, extending financing under the People's Business Credit (Kredit Usaha Rakyat) program, and facilitating Housing Financing Liquidity Facilities to support the development of three million subsidized homes.

To further strengthen its position and competitiveness in the national banking industry, the Company optimized its dual licensing as both an Islamic Bank and a Bullion Bank. As the largest Islamic bank in Indonesia, BSI continues to support the development of the halal economy and Islamic finance ecosystem, including the Hajj and Umrah ecosystem, which has contributed to the expansion of its customer base and growth in low-cost funds (CASA). In addition, through its role as a Bullion Bank, the Company offers various gold-based products that support customers in preserving asset value while contributing to downstream development initiatives.

The Board of Directors presents this Report as a form of accountability for the mandate entrusted by shareholders and as part of the implementation of good corporate governance principles. This Report outlines the Company's performance achievements, implementation of strategies and key policies, governance practices, and BSI's business outlook.

BANK PERFORMANCE ANALYSIS

BSI performance in 2025 was influenced by global and domestic business dynamics within an increasingly interconnected economic environment. At the global level, heightened uncertainty was driven by escalating geopolitical tensions in several regions, including the Russia–Ukraine conflict and tensions in the Middle East, as well as the implementation of reciprocal import tariffs by the United States Government. These developments increased global risks and affected overall economic stability.

The International Monetary Fund (IMF), in its January 2026 World Economic Outlook, projected global economic growth of 3.2% in 2025, relatively unchanged from the previous year. This condition reflects continued global stagnation, accompanied by increasing economic fragmentation among countries and rising fiscal risks in several economies related to debt repayment capacity.

The United States economy experienced a slowdown, with annual gross domestic product growth of 1.4% in the fourth quarter of 2025, lower than initial estimates and the previous quarter's growth. The slowdown was influenced by the impact of the government shutdown, weakening

BOARD OF DIRECTORS REPORT

consumer spending, and limited recovery in the labor market amid increased adoption of artificial intelligence for operational efficiency.

In contrast, the Eurozone demonstrated resilience, recording growth of 1.5% in 2025, supported by stronger household consumption and investment, declining policy interest rates, and controlled inflation. Economic improvements in major countries, including Germany, the Netherlands, Italy, and Spain, contributed to the region's performance. Meanwhile, China's economy grew by 5% in line with government targets, supported by strong export performance, although challenges persisted in the property sector, weakening domestic demand, and external pressures from increased import tariffs imposed by the United States.

Moderate global growth and relatively controlled inflation prompted several central banks to ease monetary policy. During 2025, the European Central Bank reduced its policy rates four times, closing the year at 2.15% for the refinancing rate and 2% for the deposit rate. The United States Federal Reserve adopted a more cautious approach, initiating reductions in the Federal Funds Rate in October 2025, bringing the rate to a range of 3.50%–3.75% by year-end.

Amid global challenges, Indonesia's economy remained resilient. Based on data from Statistics Indonesia (BPS), national economic growth reached 5.39% in 2025, supported by stronger domestic demand, increased investment, government spending, and stable export performance. Household consumption and Gross Fixed Capital Formation remained the primary drivers of growth, contributing a combined 83.65%, followed by exports at 22.85% and government expenditure at 7.53%.

From a production perspective, the other services and corporate services sectors recorded significant growth of 9.93% and 9.10%, respectively. From a monetary standpoint, Bank Indonesia reduced its benchmark interest rate by 100 basis points from 5.75% at the beginning of the year to 4.75% as of December 31, 2025, to support economic growth and maintain Rupiah exchange rate stability amid strong external pressures.

Policy measures implemented by authorities contributed to maintaining financial system stability and supporting growth in the national banking industry. Banking sector credit disbursement reached Rp8,585 trillion, representing annual growth of 9.6%, with most financing directed toward productive sectors, including the green economy. The increase in credit disbursement was accompanied by maintained asset quality, as reflected in a gross Non-Performing Loan (NPL) ratio of 2.05%, net NPL of 0.79%, and a relatively stable Loan at Risk (LaR) ratio of 8.77%.

Third-party funds (DPK) grew by 13.83% year-on-year to Rp10,059 trillion, consisting of current accounts, savings, and time deposits, which increased by 19.13%, 8.19%, and 14.28%, respectively. This growth reflects continued public confidence in the national banking system. The banking sector also maintained strong capitalization, with a Capital Adequacy Ratio (CAR) of 25.87%, and adequate liquidity, reflected in a Loan to Deposit Ratio (LDR) of 85.35%.

The national sharia banking industry also recorded positive performance. As of December 2025, total industry assets reached Rp1,067.73 trillion, representing annual growth of 8.92%. Financing disbursement increased to Rp705.22 trillion, growing 9.58% year-on-year, while third-party funds reached Rp892.99 trillion, up 10.14% annually. This performance was supported by the implementation of strategic industry policies and regulatory initiatives aimed at encouraging product innovation and strengthening Islamic banking portfolios.

To support the development of the sharia banking industry, the Financial Services Authority (OJK) previously introduced several new product guidelines, including Mudharabah Financing Products, the implementation of Sharia Restricted Investment Accounts (SRIA) under Mudharabah Muqayyadah contracts, and the implementation of Cash Waqf Linked Deposits (CWLD).

Taking into account external dynamics, market conditions, and internal assessments, BSI established financing disbursement targets of RpXXX trillion and third-party fund targets of RpXXX trillion. Based on these targets, the Company also set a target for income from fund management by the Bank as Mudharib of RpXXX trillion for 2025. To support the achievement of these targets, the Company determined the applicable return

BOARD OF DIRECTORS REPORT

structure for fund collection and financing activities during the reporting year. To achieve this target, BSI has set the percentage of rewards for collecting and distributing funds in 2025 as follows:

Percentage of BSI Fund Disbursement as of December 31, 2025

Type		Tenor	Rate
Corporate		1–10 years	XXX%
Consumer		1–10 years	XXX%
SME	Linkage	1–10 years	XXX%
		> 10 years	XXX%
	Local Champion Value Chain	< 5 years	XXX%
		> 5–10 years	XXX%
Micro		1–5 years	XXX%
Griya (Home Financing)		1–30 years	XXX%
Gold Installment		1–5 years	XXX%
Gold Pawn		1 year	XXX%
Mitraguna		1–15 years	XXX%
Pension		1–15 years	XXX%
Auto Financing	New Car	1–7 years	XXX%
	Used Car & New Motorcycle	1–5 years	XXX%

Percentage of BSI Fund Collection as of December 31, 2025

Type	Nisbah (%)
Mudharabah Current Account	XXX%
Mudharabah Time Deposit	
1 Month	XXX%
3 Months	XXX%
6 Months	XXX%
12 Months	XXX%

STRATEGIC DIRECTION AND KEY POLICIES FOR 2025

In pursuing its corporate objectives, BSI directed its strategic initiatives and policies in 2025 through the implementation of a grand strategy focused on optimizing its dual licensing as both an Islamic Bank and a Bullion Bank. This dual licensing provides the Company with opportunities to expand its customer segments, strengthen industry penetration, and support the downstream development of gold commodities in line with government programs.

In optimizing its role as an Islamic bank, the Company facilitated Hajj Savings products as part of its efforts to strengthen a more competitive funding structure. The Company also continued to develop product and service innovations supported by the implementation of digital technologies to enhance the ease, efficiency, and convenience of customer transactions.

BOARD OF DIRECTORS REPORT

As the first Bullion Bank in Indonesia, the Company holds a strategic position in expanding its customer base and supporting the development of the Islamic economic and financial ecosystem. Gold-based products, including Gold Pawn and Gold Installment financing, provide customers with alternative solutions to preserve asset value and optimize investment management amid fluctuations in gold prices.

The implementation of this grand strategy was carried out through key initiatives focusing on strengthening a competitive funding structure (winning low-cost funds), maintaining asset quality, and improving productivity.

Efforts to strengthen the funding structure were undertaken through the enhancement of transaction solutions, optimization of dual licensing, and expansion of retail funding. The provision of reliable, accessible, and convenient banking transaction services was supported by ongoing digital transformation initiatives, including the development of the BYOND by BSI SuperApp, which contributed to the growth of fee-based income. In addition, the Company gradually shifted transactions from branch offices to electronic and digital channels while advancing the digitalization of business processes.

The Company also leveraged its competitive advantage as a dual license holder by developing innovative gold-based products, including BSI Gold Installment and BSI Gold Pawn, which support the growth of low-cost funds. Furthermore, the Company strengthened its savings portfolio through retail funding expansion and explored long-term funding sources, including the issuance of sustainable sukuk.

In parallel with strengthening its funding structure, the Company maintained asset quality by prioritizing financing activities that deliver optimal value while adhering to prudent principles. Throughout the reporting year, financing was primarily directed toward six priority sectors, namely consumer or household, education, social and religious activities, government, healthcare, and portfolio investment sectors.

The expansion of financing in productive and consumer sectors was accompanied by the management of non-performing financing in accordance with sharia principles and applicable regulations. In its implementation, the Company emphasized solution-oriented approaches, including financing restructuring, while maintaining customer interests and business sustainability.

The Company also continued to adapt to developments in digital systems and services following system upgrades, including the utilization of platforms such as BYOND by BSI and BSI Net to support seamless transaction processing and operational activities.

From a productivity perspective, performance improvements were pursued through the optimization of the Company's infrastructure and business network. This strategy was implemented through workforce realignment to strengthen business functions, accompanied by initiatives to enhance employee skills and competencies. The Company also continued to develop its digital technology systems and infrastructure, including the enhancement of features within the BYOND by BSI SuperApp to improve the customer experience.

In addition, productivity improvements were supported by communication and promotional activities related to the Company's products and services to enhance public awareness and understanding of the Company's offerings.

Role of the Board of Directors in Formulating and Implementing Strategic Policies

The Board of Directors serves as the governing body responsible for managing and conducting the day-to-day operations of PT Bank Syariah Indonesia Tbk (BSI) in accordance with the Company's vision, mission, and strategic objectives. In carrying out its role, the Board operates under the oversight of the Board of Commissioners and is responsible for formulating and implementing business strategies, ensuring the effectiveness of risk management and internal control systems, and maintaining compliance with applicable laws, regulations, and Sharia principles. Through accountable leadership and prudent decision-making, the Board of Directors manages the Company's operations while safeguarding stakeholder interests and maintaining operational integrity.

BOARD OF DIRECTORS REPORT

In performing its strategic function, the Board of Directors undertakes all actions related to the management of the Company in accordance with its objectives and business purpose. The Board establishes policies deemed appropriate for the management of the Company, including human capital management, operational policies, and the implementation of business activities, while adhering to the Company's Articles of Association, resolutions of the General Meeting of Shareholders, and prevailing laws and regulations.

Furthermore, the Board of Directors is responsible for preparing the Company's long-term plans and work plans, ensuring that business activities are conducted in line with corporate objectives, and preparing reports as part of its accountability to shareholders and stakeholders. These responsibilities are carried out in accordance with principles of professionalism, transparency, accountability, and prudence in decision-making processes.

Process of the Board of Directors in Ensuring Strategy Implementation

To ensure the effective implementation of the Company's strategy, the Board of Directors performs its management function by establishing governance policies and overseeing the execution of business activities in accordance with corporate policies and applicable regulations. The Board ensures that operational execution remains aligned with the Company's strategic direction and supports the sustainable achievement of corporate objectives.

The Board of Directors also monitors and evaluates the implementation of policies and business activities through structured management and control mechanisms. In performing this function, the Board provides periodic reports to the Board of Commissioners, delivers necessary explanations, and ensures the adequacy of internal control systems and corporate administration as part of the overall governance and accountability framework.

In addition, to support the effective implementation of strategic initiatives and policies, the Board of Directors may establish committees and conduct periodic performance assessments. The Board also ensures transparency in organizational management, including the disclosure of strategic policies related to human capital management, as part of its efforts to maintain effective strategy execution and sound corporate governance practices.

ACHIEVEMENT OF 2025 PERFORMANCE TARGETS

The effective implementation of strategic initiatives and policies contributed to BSI solid and sustainable performance growth throughout 2025. These achievements were reflected in the Company's operational and financial performance, demonstrating strengthened intermediation functions, maintained asset quality, and improved profitability in line with the Company's strategic direction.

Operational and Financial Performance

Amid a favorable macroeconomic environment, the Company maintained optimal intermediation performance, with financing disbursement reaching Rp318.84 trillion in 2025, representing a year-on-year increase of 14.49%. The majority of financing was directed to pro-people segments, including SME, micro, consumer, commercial sectors in education and healthcare, civil servants (ASN), and state-owned enterprises (SOEs), with total outstanding financing of Rp285.70 trillion, representing 90% of total financing outstanding. In line with financing growth, asset quality remained well maintained, as reflected by a gross Non-Performing Financing (NPF) ratio of 1.81% and a net NPF ratio of 0.47%, indicating improvement from the previous year. This performance reflects disciplined risk management practices aligned with business segmentation and customer profiles.

In terms of funding, the Company recorded third-party funds (DPK) growth of 16.20% year-on-year to Rp380.49 trillion. The growth was primarily driven by low-cost funds (Current Account Saving Account/CASA), which accounted for 61.62% or Rp234 trillion, mainly supported by savings products that grew 15.72% to Rp162.63 trillion. Total assets reached Rp456.19 trillion, representing an increase of 11.64% compared to Rp408.61 trillion in the previous year. Meanwhile, liabilities increased by 2.59% to Rp104.93 trillion, and equity strengthened by 15.34% to Rp51.95 trillion from Rp45.04 trillion in the prior year, reflecting the Company's strengthened financial position.

The increase in financing activities and digital transaction volumes contributed to higher revenue generation. In 2025, income from fund management by the Bank as mudharib reached Rp19.13 trillion, representing a year-on-year increase of 9.88%. Other operating income, consisting of banking service fees, portfolio investment income, and other revenues, amounted to Rp6.94 trillion, growing 24.84% compared to Rp5.56 trillion in the previous year. Supported by improved productivity and operational efficiency through digital technology, operating profit increased by 7.87% to Rp10.01 trillion, while net profit rose by 8.02% year-on-year to Rp7.57 trillion.

The Company's financial performance was also reflected in positive profitability ratios throughout the reporting year, including a Return on Assets (ROA) of 2.38%, Return on Equity (ROE) of 16.85%, and Net Operating Margin (NOM) of 2.71%. In addition, the Company maintained adequate capital and liquidity positions, as reflected by a Capital Adequacy Ratio (KPMM) of 22% and a Financing to Deposit Ratio (FDR) of 83.74%.

Comparison Between Achieved Results and Targets

In 2025, PT Bank Syariah Indonesia Tbk (BSI) recorded performance achievements reflecting the effective implementation of its business strategies and policies. These results demonstrate strengthened performance across key indicators under the Board of Directors' oversight, particularly in maintaining business growth, strengthening the Company's financial structure, and generating value for stakeholders.

From an intermediation perspective, the Company recorded financing disbursement of Rp318.84 trillion and third-party funds (DPK) of Rp380.49 trillion. These achievements reflect the Company's consistency in expanding financing selectively and prudently, as well as the effectiveness of its funding strategy in maintaining liquidity and operational stability. In terms of operational performance, income from fund management by the Bank as mudharib amounted to Rp19.13 trillion, while net profit reached Rp7.57 trillion, demonstrating the Company's ability to maintain operational stability and profitability amid evolving economic and banking industry conditions. The Company's financial position also strengthened, with total assets reaching Rp456.19 trillion, reflecting increased operational capacity.

Apart from financial performance, the Company was supported by extensive infrastructure and service networks. As of December 31, 2025, the Company operated 1,049 branches, approximately 6 thousand ATM/CRM units, and 126 thousand laku pandai services (BSI Agents). The Company also collaborated with 21 thousand EDC merchants and 563 thousand QRIS merchants. The strengthening of digital services was reflected in 5.9 million users of the BYOND by BSI mobile banking application and 43 thousand users of the BEWIZE application. As of the end of the reporting year, the Company served 23.1 million customers.

In supporting its intermediation role and contribution to the national economy, the Company also participated in priority government programs under the Asta Cita agenda, such as providing 1,350 virtual account services for partners of the National Nutrition Agency and support for the development of 80,000 Merah Putih Village/Sub-district Cooperatives. The Company further disbursed People's Business Loan (KUR) amounted to Rp12.2 trillion to 90 thousand customers and distributed Housing Financing Liquidity Facilities (FLPP) amounted to Rp3.5 trillion for 23 thousand subsidized housing units.

In addition, the Company was entrusted with distributing surplus budget funds (Saldo Anggaran Lebih/SAL) amounting to Rp10 trillion, which were allocated to productive financing. Overall, the Company's 2025 performance achievements reflect its consistency in maintaining a balance between business growth, asset quality, and profitability, while supporting operational stability and the execution of its strategic direction.

CHALLENGES AND MITIGATIONS

In developing its business activities throughout 2025, BSI encountered several challenges arising from industry dynamics and market conditions. One of the primary challenges relates to the relatively limited level of public literacy in Islamic finance compared to the conventional financial system. This condition affects demand for Islamic banking products and services and

BOARD OF DIRECTORS REPORT

requires continuous efforts to enhance public understanding of Sharia financial principles and benefits.

In response to this challenge, the Company, both independently and in collaboration with industry participants, continued to conduct various initiatives to promote sharia financial literacy, including exhibitions, seminars, and other educational programs. These efforts were undertaken to support greater financial inclusion and strengthen the Company's customer base.

In addition, the Company faced increasingly intense competition within the banking industry, particularly in fund mobilization. To address this challenge, the Company strengthened its transaction solutions supported by digital transformation initiatives, including the development of the BYOND by BSI SuperApp, while optimizing its competitive advantages through its dual licensing as an Islamic Bank and a Bullion Bank.

BUSINESS OUTLOOK

The Company anticipates that global uncertainty will remain elevated amid ongoing geopolitical tensions, including the Russia–Ukraine conflict and developments in the Middle East. In addition, continued global trade protectionism is expected to disrupt international supply chains and potentially affect the pace of global economic recovery. The International Monetary Fund (IMF), in its January 2026 World Economic Outlook, also highlighted increasing fiscal risks in several countries as a potential source of global economic instability, particularly due to rising structural costs, higher defense spending requirements, and the energy security transition. In this context, global economic growth in 2026 is projected at 3.2%, lower than the previous year's realization.

Amid global challenges, Indonesia's economy is projected to remain resilient, with a growth target of 5.4% in 2026, higher than the 5.11% growth recorded in 2025. National economic growth is expected to be supported by the implementation of strategic programs in the manufacturing, agriculture, and energy sectors, with inflation projected to remain within the target range of 1.5%–3.5% and the Rupiah exchange rate expected to remain relatively stable at around Rp16,500 per US dollar. Nevertheless, the Company continues to monitor domestic risks, particularly the potential increase in the fiscal deficit and possible shortfalls in tax revenue, which may affect investor confidence and economic resilience.

Based on internal assessments, the national economic outlook for 2026 is supported by several factors, including the normalization of global trade, asset reallocation to emerging markets, the attractiveness of the Rupiah, the continuation of government priority programs, supportive economic policies, resilient domestic consumption, downstream development initiatives, and projected key economic indicators. Despite persistent external risks, these factors provide a relatively strong foundation for national economic growth.

In line with these developments, Bank Indonesia projects national banking credit growth in the range of 8%–12% in 2026, with financing quality expected to remain stable. The Company's internal assessment also indicates continued growth in the Islamic banking industry, with total assets projected to reach Rp1,205 trillion, financing estimated at approximately Rp794 trillion or growing by nearly 11.9%, and third-party funds (DPK) projected to reach Rp952.9 trillion, representing growth of 12.55%.

In addition, the halal industry is expected to become a key driver of national trade and consumption performance. Domestic consumption of halal products is projected to reach US$259.8 billion in 2026, representing growth of approximately 5.88% and contributing more than 30% to national household consumption. From an export perspective, halal products are estimated to account for around 20% of Indonesia's total non-oil and gas exports and are projected to increase to US$73.9 billion, with growth of approximately 8.73%.

Taking these developments into account, the Company views its future business prospects as supported by the optimization of its dual licensing as an Islamic Bank and a Bullion Bank, the continuation of digital transformation initiatives to enhance competitiveness, and its support for government priority economic programs as part of its business development strategy.

BOARD OF DIRECTORS REPORT

CORPORATE GOVERNANCE

BSI consistently implements sound corporate governance practices across all operational activities, including the application of Sharia governance as an integral component of its business operations. The implementation of Sharia governance encompasses the duties and responsibilities of the Sharia Supervisory Board, the application of Sharia compliance functions, Sharia risk management, Sharia internal audit functions, and external reviews of Sharia governance practices. The effectiveness of its implementation is measured through periodic self-assessment conducted in accordance with Financial Services Authority regulations, covering governance structure, governance process, and governance outcome, including the implementation of Sharia principles in the Bank's operations.

The Company conducts Sharia governance self-assessments on a semiannual basis, at the end of June and December each year. The results of the assessments for June and December 2025 indicated a rating of 2 (two) or "Good." These results reflect the effectiveness of Sharia governance implementation and serve as a basis for continuous improvement of governance practices.

In applying corporate governance comprehensively, the Company applies Good Corporate Governance (GCG) principles across all operational activities. The transparency principle is implemented through the provision of adequate access to information for shareholders and stakeholders regarding products, services, governance practices, and financial performance developments through the Company's official website. The Company also publishes its Annual Report and Sustainability Report, which contain comprehensive information on financial performance, strategic achievements, risk management, social responsibility, compliance with Sharia principles, and the realization of sustainability commitments in environmental, social, and governance aspects. Transparency is further reflected in the provision of complete information on products and services, including terms and conditions, benefits, costs, risks, and usage procedures as part of customer education.

The accountability principle is reflected in the implementation of roles and responsibilities of all corporate organs. Throughout 2025, the Board of Directors carried out its management responsibilities, including convention of the Annual GMS, preparation of Long-Term Corporate Plan (RJPP), Bank Business Plan (RBB), Corporate Work Plan and Budget (RKAP), Sustainable Finance Action Plan (RAKB), and other work plans aligned with the Company's vision, mission, and objectives. The Board of Commissioners performed its oversight function on the Bank's management by the Board of Directors, including oversight on RBB implementation, internal controls, the Bank's soundness level, risk management, compliance implementation, information technology, and human resource development, as well as providing approval for matters requiring Board of Commissioners approval in line with prevailing regulations. Meanwhile, the Sharia Supervisory Board provided advice, recommendations, and guidance to the Board of Directors to ensure compliance with Sharia principles in accordance with the fatwas of the National Sharia Council.

The principle of responsibility is reflected in the Company's compliance with prevailing laws and regulations, adherence to Sharia principles, and the implementation of corporate social responsibility. The Company has also adopted various national and international governance standards, including the OECD Principles of Corporate Governance, the ASEAN Corporate Governance Scorecard, the Indonesian Corporate Governance Guidelines (PUGKI), and the Principles for Enhancing Corporate Governance issued by the Basel Committee on Banking Supervision.

The principle of independence is implemented through decision-making processes that are free from conflicts of interest and undue external influence, as well as through the optimization of complementary corporate functions to establish an effective control environment and ensure the integrity of information used for reporting and decision-making. This approach supports the strengthening of the three lines model in risk management and internal control.

Meanwhile, the principle of fairness is reflected in the Company's commitment to treating all stakeholders equitably and without discrimination. The Company ensures equal rights for shareholders and stakeholders in accessing information, applies fairness in decision-making and dispute

BOARD OF DIRECTORS REPORT

resolution processes, provides equal employment opportunities through transparent recruitment, promotion, and merit-based career development, and ensures transparency in products and services while safeguarding customer rights and data in accordance with applicable regulations.

As part of its evaluation of GCG implementation, the Company participates in the Corporate Governance Perception Index (CGPI) assessment conducted by The Indonesian Institute for Corporate Governance. In 2025, the Company obtained a score of XXX with the rating "Highly Trusted," reflecting the Company's commitment to consistently implementing sound corporate governance principles in its operations.

ASSESSMENT OF COMMITTEES UNDER THE BOARD OF DIRECTORS

In carrying out its management and operational oversight functions, the Board of Directors is supported by seven committees under its authority, namely the Risk Management Committee, IT Steering Committee, Policy & Procedure Committee, Business Committee, Human Capital Committee, Asset and Liability Committee, and the Steering Committee for Crisis Management – Business Continuity Management. These committees support the Board of Directors in enhancing the effectiveness of decision-making processes, operational control, and the management of risks and business activities.

The Board of Directors applies established criteria and procedures in evaluating the performance of the committees under its supervision. The evaluation is conducted based on the implementation of duties and responsibilities as well as meeting attendance. Based on the assessment results, the Board of Directors concluded that all committees performed their roles and responsibilities optimally throughout 2025 in accordance with their respective mandates.

CHANGES IN THE COMPOSITION OF THE BOARD OF DIRECTORS

In 2025, PT Bank Syariah Indonesia Tbk (BSI) implemented changes to the composition of its Board of Directors in accordance with the Company's organizational needs and strategic direction. These changes were resolved at the Annual General Meeting of Shareholders (AGMS) held on May 16, 2025, as part of the Company's commitment to good corporate governance and to ensure the effectiveness of the management and oversight of its business activities.

Composition of the Board of Directors Prior to the 2025 Annual GMS

Prior to the Annual General Meeting of Shareholders (AGMS) on May 16, 2025, BSI's Board of Directors consisted of 10 (ten) members, comprising 1 (one) President Director, 1 (one) Vice President Director, and 8 (eight) Directors, as follows:

- Hery Gunardi, President Director
- Bob Tyasika Ananta, Vice President Director
- Tribuana Tunggadewi, Director of Compliance & Human Capital
- Anton Sukarna, Director of Sales & Distribution
- Ade Cahyo Nugroho, Director of Finance & Strategy
- Zaidan Novari, Director of Wholesale Transaction Banking
- Saladin Dharmanugraha Effendi, Director of Information Technology
- Grandhis Helmi Harumansyah, Director of Risk Management
- Harry Gusti Utama, Director of Retail Banking
- Ari Rizaldi, Director of Treasury & International Banking

The AGMS held on May 16, 2025 resolved the following matters:

1. Ratification of honorable dismissal:
   - Mr. Hery Gunardi as President Director effective March 24, 2025.
   - Mr. Saladin Dharma Nugraha Effendi as Director of Information Technology effective March 24, 2025.
   - Mr. Ari Rizaldi as Director of Treasury & International Banking effective March 25, 2025.

2. Honorable dismissal:
   - Mr. Bob Tyasika Ananta as Vice President Director.
   - Ms. Tribuana Tunggadewi as Director of Compliance & Human Capital.
   - Mr. Harry Gusti Utama as Director of Retail Banking.
   - Mr. Zaidan Novari as Director of Wholesale Transaction Banking.

3. Appointment of Board members:
   - Mr. Anggoro Eko Cahyo as President Director.
   - Mr. Bob Tyasika Ananta as Vice President Director.
   - Mr. Firman Nugraha as Director of Treasury & International Banking.
   - Mr. Zaidan Novari as Director of Wholesale Transaction Banking.
   - Mr. Muharto as Director of Information Technology.
   - Mr. Arief Adhi Sanjaya as Director of Compliance & Human Capital.
   - Mr. Kemas Erwan Husainy as Director of Retail Banking.

Following the AGMS on May 16, 2025, the Board of Directors remained at 10 (ten) members, consisting of 1 (one) President Director, 1 (one) Vice President Director, and 8 (eight) Directors, as follows:

- Anggoro Eko Cahyo, President Director
- Bob Tyasika Ananta, Vice President Director
- Kemas Erwan Husaini, Director of Retail Banking
- Muharto, Director of Information Technology
- Ade Cahyo Nugroho, Director of Finance & Strategy
- Anton Sukarna, Director of Sales & Distribution
- Arief Adhi Sanjaya, Director of Compliance & Human Capital
- Grandhis Helmi Harumansyah, Director of Risk Management
- Zaidan Novari, Director of Wholesale Transaction Banking
- Firman Nugraha, Director of Treasury & International Banking

CLOSING

The Company's solid and sustainable performance achievements throughout 2025 were supported by the contributions and commitment of all stakeholders, including shareholders, central and regional governments, all BSI employees, customers, and strategic partners. The strong synergy and collaboration established among these parties have been essential in supporting the continuity and development of the Company's business.

The Board of Directors expresses its appreciation and gratitude for the trust, support, and commitment extended by all stakeholders to the Company. Such support serves as a fundamental basis for the Company in carrying out its business activities and fulfilling its management responsibilities on a sustainable basis.

May Allah SWT continue to provide guidance and blessings in all of the Company's efforts in carrying out its mandate in the future. Amen.

Wassalamualaikum Warahmatullahi Wabarakatuh

Jakarta, March 2026
On Behalf of The Board of Directors



Anggoro Eko Cahyo
President Director



1. **FIRMAN NUGRAHA**
   Director of Treasury & International Banking

2. **ZAIDAN NOVARI**
   Director of Wholesale Transaction Banking

3. **MUHARTO HADI SUPRAPTO**
   Director of Information Technology

4. **BOB TYASIKA ANANTA**
   Vice President Director

5. **ARIEF ADHI SANJAYA**
   Director of Compliance & Human Capital



6. **KEMAS ERWAN HUSAINY**
   Director of Retail Banking

7. **ANGGORO EKO CAHYO**
   President Director

8. **ANTON SUKARNA**
   Director of Sales & Distribution

9. **ADE CAHYO NUGROHO**
   Director Finance & Strategy

10. **GRANDHIS HELMI HARUMANSYAH**
    Director of Risk Management

SHARIA SUPERVISORY BOARD REPORT

Sharia supervision is a mandate to ensure that every aspect of the Bank's business activities remains aligned with sharia principles, justice, and the broader public good. Through independent and continuous oversight, the Sharia Supervisory Board safeguards the integrity of Islamic governance and ensures compliance with applicable regulations.



PROF. DR. KH.
HASANUDIN, M.AG
Ketua Dewan Pengawas Syariah

SHARIA SUPERVISORY BOARD REPORT

DISTINGUISHED SHAREHOLDERS AND STAKEHOLDERS,

Assalamualaikum Warahmatullahi Wabarakatuh

Praise be to Allah SWT for His blessings and grace, which have enabled the Sharia Supervisory Board to fulfil its mandate in overseeing the implementation of sharia principles and regulations at PT Bank Syariah Indonesia Tbk throughout 2025.

In performing its supervisory function, the Sharia Supervisory Board continuously strives to enhance the quality of oversight over the Bank's products, services, and operational activities, in line with the Company's dual license as an Islamic Bank and Gold Bank. These efforts aim to ensure that the Bank's business activities remain aligned with sharia principles and objectives as part of the implementation of sound sharia governance.

The execution of sharia supervisory duties is conducted in accordance with the Company's Articles of Association and the Decree of the Sharia Supervisory Board of PT Bank Syariah Indonesia Tbk No. 05/DPS-BSI/2025, which governs the requirements, duties and responsibilities, primary functions, prohibitions, term of office, dismissal procedures, and meeting policies of the Sharia Supervisory Board.

Throughout the reporting period, the Sharia Supervisory Board provided advice and recommendations to the Board of Directors through regular meetings and discussions with the Bank's management and relevant parties to ensure that all operational activities comply with sharia principles and the fatwas issued by the National Sharia Council of the Indonesian Ulema Council (DSN-MUI).

To strengthen the supervisory function, the Sharia Supervisory Board maintains close coordination with the Board of Commissioners and the Board of Directors to ensure the effective implementation of sharia governance in accordance with prevailing regulations. In addition, the Sharia Supervisory Board continuously enhances its competencies through participation in training programs, seminars, and workshops to support the effective execution of its sharia supervisory responsibilities.

IMPLEMENTATION OF SHARIA SUPERVISORY BOARD ACTIVITIES IN 2025

Throughout 2025, the Sharia Supervisory Board performed its supervisory functions independently and on a continuous basis to ensure that all business activities of PT Bank Syariah Indonesia Tbk were conducted in accordance with sharia principles, regulatory requirements, and the objectives of Maqashid Sharia, which uphold justice, public benefit, and sustainability. The supervisory function was carried out through the following activities:

1. **Conduct of Sharia Supervisory Board Meetings**
   In accordance with prevailing regulations, the Sharia Supervisory Board convenes meetings at least once each month as part of its decision-making process and oversight of sharia implementation. All decisions of the Sharia Supervisory Board are determined through deliberation and consensus and documented in meeting minutes maintained by the Bank as a form of accountability and transparency in the implementation of sharia governance.

   In addition to internal meetings, the Sharia Supervisory Board holds joint meetings with the Board of Directors and the Board of Commissioners at least once every four months to ensure coordination and alignment of policies and operations with sharia

principles. Meetings are conducted with the attendance of the majority of members of the Sharia Supervisory Board and the majority of members of the Board of Directors and Board of Commissioners in accordance with applicable provisions.

Throughout 2025, the Sharia Supervisory Board conducted 28 (twenty-eight) internal meetings, 6 (six) joint meetings with the Board of Commissioners and the Board of Directors and participated in 2 (two) Annual General Meetings of Shareholders.

2. **Frequency and Mechanism of Providing Advice and Monitoring Sharia Compliance**
   In carrying out its supervisory role, the Sharia Supervisory Board actively provided advice, recommendations, and opinions through various mechanisms to ensure the implementation of sharia principles across all operational and business activities of the Bank. Guidance was delivered through regular meetings and discussions with the Bank's management and relevant parties to address policies, business activities, and operational matters requiring sharia oversight.

   Throughout 2025, the Sharia Supervisory Board issued meeting minutes or opinions related to BSI's business and operational activities and prepared written reports detailing the results of sharia audits and supervisory activities, including necessary recommendations and corrective measures to ensure compliance with the fatwas issued by the National Sharia Council – Indonesian Ulema Council (DSN-MUI). The total number of meeting minutes or opinions issued by the Sharia Supervisory Board in 2025 amounted to XXX.

3. **Results of Sharia Supervisory Activities**
   During the reporting period, the Sharia Supervisory Board submitted its Supervisory Reports in a timely manner in accordance with applicable regulations. These reports included evaluations of policies and management actions undertaken by the Board of Directors related to the implementation of sharia principles, the provision of advice and opinions to the Board of Directors, opinions regarding sharia compliance to committees supporting the Board of Commissioners, and the implementation of other Sharia Supervisory Board programs.

   These supervisory activities reflect the Sharia Supervisory Board's commitment to ensuring compliance with sharia principles and supporting the implementation of sound sharia governance that delivers sustainable value and benefit to all stakeholders.

PERFORMANCE ASSESSMENT OF THE SHARIA SUPERVISORY BOARD

The performance assessment of the Sharia Supervisory Board is conducted through a self-assessment mechanism carried out periodically on a semi-annual basis as part of the evaluation of the effectiveness of its sharia supervisory functions. The results of the assessment are reported to the Financial Services Authority (OJK) in accordance with applicable regulations.

As part of its supervisory responsibilities, the Sharia Supervisory Board also fulfils its obligation to submit the Sharia Supervisory Board Supervisory Reports on a semi-annual basis to the Islamic Banking Department of the Financial Services Authority (OJK) and the National Sharia Council – Indonesian Ulema Council (DSN-MUI).

Throughout 2025, the Sharia Supervisory Board carried out its duties and responsibilities in accordance with prevailing regulations and effectively performed its supervisory functions in ensuring the implementation of sharia principles in the Bank's business activities.

CHANGES IN THE COMPOSITION OF THE SHARIA SUPERVISORY BOARD

Throughout 2025, there were no changes in the composition of the Sharia Supervisory Board of PT Bank Syariah Indonesia Tbk. The stability of the Board's composition reflects continuity in the execution of sharia supervisory functions and consistency in maintaining the effectiveness of the Bank's Islamic governance implementation.

SHARIA SUPERVISORY BOARD REPORT

As of December 31, 2025, the composition of the Bank's Sharia Supervisory Board was as follows:

Prof. Dr. KH. Hasanudin, M.Ag:
Chairman of the Sharia Supervisory Board
Dr. H. Mohamad Hidayat, MBA, M.H:
Member of the Sharia Supervisory Board
Dr. H. Oni Sahroni, MA:
Member of the Sharia Supervisory Board
Dr. KH. Abdul Ghofur Maimoen, M.A.:
Member of the Sharia Supervisory Board
Prof. Dr. Jaih Mubarok, SE, M.H, M.Ag:
Member of the Sharia Supervisory Board

CLOSING

All praise be to Allah SWT, the Sharia Supervisory Board has carried out its supervisory responsibilities over the implementation of sharia principles across all business and operational activities of PT Bank Syariah Indonesia Tbk throughout 2025. The execution of these supervisory functions represents the Board's mandate to ensure the Bank's compliance with sharia requirements and to support the implementation of sound Islamic governance grounded in the values of justice, public benefit, and sustainability.

The Sharia Supervisory Board expresses its appreciation to the Shareholders, Board of Commissioners, Board of Directors, management, and all stakeholders for their support and constructive collaboration in maintaining adherence to sharia principles. This support reinforces BSI's commitment as the largest Islamic bank and the first Gold Bank in Indonesia to conduct its business activities in alignment with sharia values and to deliver meaningful benefits to society.

The Sharia Supervisory Board prays that Allah SWT will continue to provide guidance and blessings to BSI in strengthening its role in the development of the Islamic economic and financial ecosystem and in contributing to the welfare of the ummah.

Wassalamualaikum Warahmatullahi Wabarakatuh

Jakarta, March 2026
On Behalf of the Sharia Supervisory Board



Prof. Dr. KH. Hasanudin, M.Ag
Chairman of the Sharia Supervisory Board



1. **DR. H. MOHAMAD HIDAYAT, MBA, M.H**
   Member of the Sharia Supervisory Board
2. **PROF. DR. JAIH MUBARAK, SE, MH. M.AG**
   Anggota Dewan Pengawas Syariah
3. **PROF. DR. KH. HASANUDIN, M.AG**
   Member of the Sharia Supervisory Board
4. **DR. KH. ABDUL GHOFUR MAIMOEN, M.A**
   Member of the Sharia Supervisory Board
5. **DR. H. ONI SAHRONI, MA**
   Member of the Sharia Supervisory Board

STATEMENT LETTER OF THE MEMBERS OF THE BOARD OF COMMISSIONERS REGARDING RESPONSIBILITY FOR THE ANNUAL REPORT FOR FISCAL YEAR 2025 PT BANK SYARIAH INDONESIA (PERSERO) TBK

We, the undersigned, hereby declare that all information in the 2025 Annual Report of PT Bank Syariah Indonesia (Persero) Tbk has been fully disclosed and we assume full responsibility for the accuracy of the contents of the Company's Annual Report.

This statement is made truthfully.

Jakarta, 26 March 2026

BOARD OF COMMISSIONERS

Muhadjir Effendy
President Commissioner

Felicitas Tallulembang
Independent Commissioner

Kamaruddin Amin
Commissioner

Mochamad Agus Rofiudin
Commissioner

Nizar Ahmad Saputra
Independent Commissioner

Addin Jauharudin*
Independent Commissioner

Muhammad Syafii Antonio*
Independent Commissioner

Meidy Ferdiansyah*
Commissioner

*Effective upon obtaining approval from the Financial Services Authority (OJK) following the fit and proper test.

STATEMENT LETTER OF THE MEMBERS OF THE BOARD OF DIRECTORS REGARDING RESPONSIBILITY FOR THE ANNUAL REPORT FOR FISCAL YEAR 2025 PT BANK SYARIAH INDONESIA (PERSERO) TBK

We, the undersigned, hereby declare that all information in the 2025 Annual Report of PT Bank Syariah Indonesia (Persero) Tbk has been fully disclosed and we assume full responsibility for the accuracy of the contents of the Company's Annual Report.

This statement is made truthfully.

Jakarta, 26 March 2026

BOARD OF DIRECTORS

Anggoro Eko Cahyo
President Director

Bob Tyasika Ananta
Vice President Director

Anton Sukarna
Sales & Distribution Director

Ade Cahyo Nugroho
Finance & Strategy Director

Zaidan Novari
Wholesale Transaction Banking Director

Grandhis Helmi Harumansyah
Risk Management Director

Kemas Erwan Husainy
Retail Banking Director

Muharto Hadi Suprapto
Technology Information Director

Firman Nugraha
Treasury & International Banking Director

Arief Adhi Sanjaya
Treasury & International Banking Director

03 COMPANY PROFILE

BSI stands with an identity built on sharia principles, the spirit of innovation, and a commitment to serve more broadly. This foundation shapes the Company's character in creating value for all stakeholders.



COMPANY IDENTITY

COMPANY NAME [GRI 2-1]

PT BANK SYARIAH INDONESIA TBK

BSI BANK SYARIAH INDONESIA

ADJUSTMENT OF COMPANY'S NAME

PT BANK SYARIAH INDONESIA (PERSERO) TBK

SHORT NAME

BSI

PRODUCT UPDATES [GRI 2-6]

Sharia-Compliant Commercial Bank

DATE OF ESTABLISHMENT

February 1, 2021

COMPANY TYPE

Public Limited Company (PT)

AUTHORIZED CAPITAL

Rp40,000,000,000,000

OWNERSHIP [GRI 2-1]

Series A Dwiwarna Share:
Government of the Republic of Indonesia: 1 Share

Series B Dwiwarna Shares:

- PT Bank Mandiri (Persero) Tbk : **51.47%**
- PT Bank Negara Indonesia (Persero) Tbk : **23.24%**
- PT Bank Rakyat Indonesia (Persero) Tbk : **15.38%**
- Other Shareholders (including the public) : **9.91%**

LEGAL BASIS OF ESTABLISHMENT

- State Gazette of the Republic of Indonesia No. 43 - May 28, 1971 -Supplement No. 242.
- State Gazette of the Republic of Indonesia No. 85 - October 23, 2009 - Supplement No. 26142
- State Gazette of the Republic of Indonesia No. 96 - December 1, 2009 - Supplement No. 27908.
- Deed No. 8 - January 8, 2018, made by Notary Fathia Helmi S.H
- Deed No. 38 - January 14, 2021, made by Notary Jose Dima Satria S.H., M.Kn

ISSUED AND FULLY PAID CAPITAL

Rp23,064,630,069,000

STOCK CODE

BRIS

COMPANY IDENTITY

BUSINESS LICENSE

- Decree of the Governor of Bank Indonesia No. 10/67/KEP.GBI/DpG/2008 dated October 16, 2008.
- Decree of the Governor of Bank Indonesia No. 11/63/KEP.GBI/DpG/2009 dated December 15, 2009.
- Decree of the Board of Commissioners of the Financial Services Authority No. 4/KDK.03/2021 dated January 27, 2021.

LISTING ON INDONESIA STOCK EXCHANGE

May 9, 2018

OFFICE NETWORK DATA

- 10 Regional Offices
- 153 Branch Offices (KC)
- 1 Overseas Branch Office (KCLN)
- 896 Sub-Branch Offices (KCP)
- 60 Mobile KCP (dhi: MKK)
- 81 Functional Offices (KF)
- 31 Priority Service Counters
- 756 Pawn Service Counters
- 6,000 Automated Teller Machines (ATM)

NUMBER OF EMPLOYEES

16,581 employees as of December 31, 2025

INFORMATION ACCESS

CORPORATE SECRETARY

Wisnu Sunandar
Email:
corporate.secretary@bankbsi.co.i

INVESTOR RELATION

Rizky Budinanda
Email: investor-relations@bankbsi.co.id

CALL CENTER

14040
1500789 (specializing in serving corporate and institutional customers)

HEAD OFFICE ADDRESS

Gedung The Tower
Jl. Gatot Subroto No.27, Karet Semanggi, Setiabudi, Jakarta Selatan, 12930, Indonesia
Telepon : 021-30405999
Faks : (021) 30421888
Website : www.bankbsi.co.id
Email : contactus@bankbsi.co.id

SOCIAL MEDIA

@banksyariahindonesia

@bankbsi_id, @bsihelp

Bank Syariah Indonesia

Bank Syariah Indonesia

Note:
Details of branch office and representative office addresses are fully provided in the Company Profile section of the Annual Report.

COMPANY BRAND

BSI BANK SYARIAH INDONESIA

The BSI logo, which consists of a wordmark (brand name) and an icon (five-pointed star), is designed to convey a clear brand message and build clear recognition. The BSI five-pointed star icon has three main meanings:

- Representing the “guiding light” which symbolizes our vision, which is to exist as a means to inspire goodness and positivity. This vision is guided by the verse of the Koran, Surah Ibrahim, verse 1: Alif Lam Ra.(This is) the Book that We have sent down to you (Muhammad), hence, you can bring humanity out of darkness into bright light with God’s permission, towards the path of God, the Almighty, the Most Praiseworthy.
- Representing the five pillars of Islam, which guide every Muslim to a wise and meaningful life.
- Represents the five principles of Pancasila, the philosophy that is the foundation of the Indonesian state to advance the nation and improve the welfare of all its people.

BRIEF COMPANY HISTORY

PT Bank Syariah Indonesia Tbk (the "Bank") was established through the merger of several Islamic banks in Indonesia. Prior to adopting its current name, the Bank originated from PT Bank BRIsyariah Tbk.

PT Bank BRIsyariah Tbk ("BRIS") is located in Jakarta, Indonesia, and initially established under the name of PT Bank Jasa Arta ("BJA") based on the Deed of Establishment No. 4 dated 3 April 1969 made before Liem Toeng Kie, S.H., notary in Jakarta.

BJA changed its name to PT Bank Syariah BRI ("BSBRI") based on Shareholders' Decision Statement, as stated in the Deed No. 45 dated 22 April 2008 of Fathiah Helmi, S.H., notary in Jakarta and obtained a license from Bank Indonesia to change its business activities, from a conventional bank into a commercial bank based on sharia principles effective from 16 October 2008. In 2009, BSBRI changed its name to PT Bank BRISyariah based on Shareholders' Decision Statement, as stated in Notarial Deed No. 18 dated 14 April 2009 made before Fathiah Helmi, S.H., notary in Jakarta.

PT Bank BRISyariah changed its name to PT Bank BRIsyariah Tbk as approved, accepted and recorded by the Ministry of Laws and Human Rights of the Republic of Indonesia No. AHU-0000386.AH.01.02 Year 2018 dated 10 January 2018.

In January 2021, there was a merger of PT Bank BRIsyariah Tbk with PT Bank Syariah Mandiri and PT Bank BNI Syariah. The merger has received approval from Financial Services Authority ("OJK") of Capital Market through its letter No. S-289/D.04/2020 dated 11 December 2020 and OJK Board of Commissioners Number 4/KDK.03/2021 dated 27 January 2021 concerning the Granting of Permit to Merge PT Bank Syariah Mandiri and PT Bank BNI Syariah into PT Bank BRIsyariah Tbk and a Name Change Permit Using a Business License from PT Bank BRIsyariah Tbk to become a Business License on behalf of PT Bank Syariah Indonesia Tbk ("BSI") as the Merged Bank. PT Bank Mandiri (Persero) Tbk is the Bank's parent entity after the merger.

In June 2022, there was change in the share's classification in the Articles of Association as stated in the Deed of Statement of Meeting Resolutions on the Amendments to the Articles of Association of PT Bank Syariah Indonesia Tbk No.146 dated 24 June 2022 made before Notary Jose Dima Satria, S.H., M.Kn., notary in Jakarta, in connection with:

- the implementation of the classification of shares in the Bank into Series A Dwiwarna share which is share with special rights and Series B common share which is ordinary share; and
- reclassification of 1 (one) share owned by the Republic of Indonesia in the Bank into 1 (one) Series A Dwiwarna share and all shares owned by other shareholders into Series B common shares.

This change was accepted and recorded by the Minister of Law and Human Rights of the Republic of Indonesia No. AHU-AH.01.03-0269107 dated 22 July 2022.

The latest amendment to the Bank's Articles of Association in relation to the amendments of BSI's Articles of Association with new provisions relating to BSI as a Sharia Commercial Bank as outlined in the Deed of Meeting Resolutions on Amendments to the Articles of Association of PT Bank Syariah Indonesia Tbk No. 37 dated 17 May 2024 made before Notary Ashoya Ratam, S.H., M.Kn. notary in Jakarta. This amendment was approved by the Minister of Law and Human Rights of the Republic of Indonesia No. AHU-0035266.AH.01.02.Year 2024 dated 13 June 2024 and was received and recorded by the Minister of Law and Human Rights of the Republic of Indonesia No. AHU-AH.01.03-0145286 dated 13 June 2024.

BRIEF COMPANY HISTORY

Name Change Information

According to the brief historical overview, BSI has undergone name changes on several occasions as follows:

April 3, 1969

PT Bank Jasa Arta

Deed No. 4 dated April 3, 1969, drawn up before Notary Liem Toeng Kie, S.H., and the Decision of the Minister of Justice No. J.A.5/70/4 dated May 28, 1970.

October 9, 2008

PT Bank Syariah BRI

Deed of Statement of Joint Approval of All Shareholders of PT Bank Jasa Arta No. 45 dated April 22, 2008, drawn up before Notary Fathiah Helmi, S.H., and approval from the Minister of Law and Human Rights of the Republic of Indonesia No. AHU-71478.AH.01.02. Year 2008 dated October 9, 2008.

November 5, 2009

PT Bank BRISyariah

Deed of Statement of Joint Approval of All Shareholders of PT Bank Syariah BRI No. 20 dated September 17, 2009, drawn up before Notary Fathiah Helmi, S.H., and approval from the Minister of Law and Human Rights of the Republic of Indonesia No. AHU-53631.AH.01.02. Year 2009 dated November 5, 2009.

January 10, 2018

PT Bank BRIsyariah Tbk

Deed of Statement of Resolutions of the Extraordinary General Meeting of Shareholders of PT Bank BRIsyariah No. 8 dated January 8, 2018, drawn up before Notary Fathiah Helmi, S.H., and approval from the Minister of Law and Human Rights of the Republic of Indonesia No. AHU-0000386.AH.01.02. Year 2018 dated January 10, 2018, as well as receipt from the Minister of Law and Human Rights of the Republic of Indonesia No. AHU-AH.01.03-0009224 dated January 10, 2018.

February 1, 2021

PT Bank Syariah Indonesia Tbk

Deed of Statement of Resolutions on Amendment to Articles of Association regarding the Name Change of PT Bank BRIsyariah Tbk to PT Bank Syariah Indonesia Tbk No. 38 dated January 14, 2021, drawn up before Notary Jose Dima Satria, S.H., M.Kn., and approval from the Minister of Law and Human Rights of the Republic of Indonesia No. AHU-0006268.AH.01.02. Year 2021 dated February 1, 2021, as well as receipt from the Minister of Law and Human Rights of the Republic of Indonesia No. AHU-AH.01.03-0061498 dated February 1, 2021.

MILESTONES

2009
On July 1, 2009, Sofyan Djalil, State Minister for State Owned Enterprises, officially launched BRIsyariah.

2008
- Bank Indonesia issued business licenses through letter No.10/67/kep.GBI/dpG/2008.
- On October 16, 2008, PT Bank BRIsyariah officially began operating under Islamic Sharia principles, transitioning from traditional operations.
- On December 19, 2008, the Sharia Business unit of PT Bank Rakyat Indonesia (persero) Tbk was separated and merged into PT Bank BRISyariah (spin-off process), effective January 1, 2009.

2007
PT Bank Rakyat Indonesia (Persero) Tbk acquired Bank Jasa Arta.

2010
- Launch of the 7 working cultures of BRIsyariah: PASTI PK, i.e., professional, enthusiast, HR Awards, tawakal, integrity, business orientation, and customer satisfaction.
- Live core Banking System SyIAR (Sharia Integrated & Automated Realtime) equipped with electronic f inancing originating system (efoS) and management Information System (mIS).

2011
Implementation of Sharia Services at 18 BRI Branch Offices.

2012
- BRIsyariah has established itself as the world's first sharia bank to offer mobile banking services in 4 (four) online markets: Blackberry App World, Google Play, Apple Store, and Nokia Store.
- Launch of Tabungan Impian BRIsyariah.

2015
- OJK appointed BRIsyariah as Indonesia's First Movers in Sustainable Banking.
- BRIsyariah became the first Sharia Bank in Indonesia to launch Laku Pandai Syariah BRISSMARt.
- BRIsyariah received approval from the Ministry of Finance of the Republic of Indonesia as a participant in the StateSharia Securities (SBSN) auction.

2014
- Launch of BRIsyariah internet banking.
- Implementation of an electronic financing support application (Appel) to support the financing disbursement process quickly and accurately.

2013
- BRIsyariah developed the Sharia Officer Development Program (SODP) to create bankers who have great competence in Islamic banking and a common understanding of the BRIsyariah business.
- Rebranding of Tabungan BRIsyariah iB becomes Tabungan Faedah BRIsyariah iB
- Bank Indonesia approved BRIsyariah as a foreign exchange bank.

MILESTONES

2016
BRIsyariah issued BRIsyariah Subordinated Mudarabah Sukuk I 2016 to strengthen its capital base.

2017
- The first Islamic bank disbursed IDR58.1 billion in KUR syariah to 2578 customers.
- Distributed SBUM (Down Payment Assistance Subsidy) to ASN and the private sector for FLPP KPR f inancing in 2017, totaling IDR950 billion.
- Designated by the Ministry of Finance of the Republic of Indonesia as the recipient bank for electronic state tax collectors through the second generation national Income Generation module (MPN) for corporate and individual taxpayers.

2018
BRIsyariah go public on May 9, 2018 on the Indonesia Stock Exchange, conducting an Initial Public Offering for 2,623,350,600 shares to both domestic and foreign investors with a nominal value of IDR500 per share.

2019
- In commemorating its 11th anniversary, BRIsyariah develops technological innovation for internal business processes to accelerate customer services, which was Kemaslahatan for Madani People (i-kurma). Kurma is a digital application for microfinance processing.
- The commencement of Qanun Sharia financial institution implementation in Aceh by BRI and BRIsyariah.

2020
BRIsyariah developed i-Kurma Gen 2 to increase service quality for the customer. I-Kurma Gen 2 is a development from the previous application to accelerate the microfinance disbursement application process.

2021
Bank Syariah Mandiri and BNI Syariah merged with BRIsyariah into one entity, i.e., Bank Syariah Indonesia (BSI), on February 1, 2021, which coincided with 19 Jumadil Akhir 1442 H.

2022
BSI was able to complete the first rights issue process through Pre-emptive Rights. This process was oversubscribed by 1.4 times and generated additional capital of around IDR5 trillion.

2023
BSI has officially obtained a full license to operate in Dubai, United Arab Emirates.

2024
- The First Sustainability Sukuk Issuance in Indonesia
- Launching of BYOND by BSI

2025
- BSI issued Sustainability-Based Mudharabah Sukuk I Phase II Year 2025 as part of its sustainable financing commitment.
- BSI launched BYOND Mobility to expand banking service access across Indonesia.
- Through BYOND by BSI, the BSI OTO feature was introduced to simplify digital vehicle financing.
- BSI introduced Baiq Core by BSI, a digital core system for zakat management organizations (OPZ).

VISION, MISSION AND CORPORATE CULTURE



VISION

TOP 5

GLOBAL ISLAMIC BANK

MISSION

Providing access to sharia-compliant financial solutions in Indonesia.

Serving >20 million customers and becoming one of the top 5 banks by assets (500+T) and value of 50 T by 2025.

Aspiring to be a leading bank that delivers the best value for shareholders.

Ranked among the top 5 most profitable banks in Indonesia (ROE 18%) with a strong valuation (PB>2).

Becoming the company of choice and a source of pride of Indonesia's best talents.

A company with strong values that empower the community as well as being committed to employee development with a performance- based culture.

Corporate Culture

Bank Syariah Indonesia (BSI) continues to strengthen the foundation of its corporate culture as a strategic pillar in achieving sustainability performance. BSI implements the Melayani Sepenuh Hati value initiated by Danantara as the core value shaping the behavior, work ethic, and quality of interaction of all BSI personnel. This value serves as a service standard that emphasizes Empati Melayani Antusias Sepenuh Hati (EMAS) to deliver the best experience to customers.



EMPATHY

Understand before acting



INTEGRITY

Do the right thing, not the easy thing



EXCELLENCE

Always raise the bar



COLLABORATION

Serve as one unified BUMN family



LEGACY

Leave a better institution for future generations

REVIEW OF VISION AND MISSION BY THE BOARD OF COMMISSIONERS AND DIRECTORS

The Board of Commissioners and the Directors have conducted an assessment of the Bank's vision and mission and affirmed that they remain relevant to current conditions and aligned with the challenges and opportunities the Bank anticipates. The Bank's vision and mission were discussed and endorsed by the Board of Commissioners and the Directors during the submission of the Amendment to the 2025–2027 Bank Business Plan (RBB) of PT Bank Syariah Indonesia Tbk.

BUSINESS ACTIVITIES

BUSINESS ACTIVITIES ACCORDING TO THE ARTICLES OF ASSOCIATION AND CURRENT OPERATIONS

Based on the Amendment to the Articles of Association No. AHU-0035266.AH.01.02.TAHUN 2024 regarding the Approval of Amendments to the Articles of Association of PT Bank Syariah Indonesia Tbk, the Bank's objectives and purposes are to conduct business in the banking sector based on Sharia principles and prevailing laws and regulations. To achieve these objectives and purposes, the Bank carries out the following business activities:

Main Business Activities

1. Collecting funds in the form of deposits, namely Current Account, Savings, or other equivalent forms based on the Wadi'ah Agreement or other agreements that are not contrary to sharia principles.
2. Raising funds in the form of investment, namely Deposits, Savings, or other equivalent forms based on the Mudharabah Agreement or other agreements that are not contrary to sharia principles.
3. Disbursing profit-sharing financing based on the Mudharabah, Musyarakah, or other agreements that are not contrary to sharia principles.
4. Disbursing financing based on Murabahah, Salam, Istishna', or other agreements that are not contrary to sharia principles.
5. Disbursing financing based on the Qardh Agreement or other agreements that are not contrary to sharia principles.
6. Disbursing financing for leasing movable or immovable goods to Customers based on the Ijarah Agreement and/or lease purchase in the form of Ijarah Muntahiya Bittamlik or other agreements that are not contrary to sharia principles.
7. Taking over debt based on a Hawalah Agreement or other agreement that is not contrary to sharia principles.
8. Conducting debit card and/or financing card business based on sharia principles.
9. Performing the provision of banking services based on agreement, among others:
   a. *Wakalah*
   b. *Hawalah*
   c. *Kafalah*
   d. *Rahn*
10. To purchase, sell, and/or guarantee at its own risk third-party securities issued on the basis of underlying transactions based on sharia principles.
11. Purchasing securities based on sharia principles issued by the Government and/or Bank Indonesia.
12. Accept payments from commercial papers and perform calculations with or among third parties based on sharia principles.
13. Moving money, either for its own interest or for the Customer's interest, based on sharia principles.
14. Placing funds with, borrowing from, or lending to other banks, using letters, telecommunications devices, sight drafts, checks, or other means.
15. Providing safe deposit boxes to store valuable goods and commercial papers based on the principle of wadi'ah yad amanah or other principles based on sharia principles.
16. Providing custodia services, including administration, for the interest of other parties in accordance with Sharia principles.
17. Providing letter of credit (L/C) facilities based on sharia principles
18. Providing bank guarantee facilities based on sharia principles.
19. Providing trustee services based on the Wakalah Agreement.
20. Conducting activities in the field of payment systems.
21. Carrying out accounts receivable transfer activities.
22. Performing other activities commonly carried out in the banking industry, as long as they are not contrary to sharia principles and in accordance with the provisions of prevailing laws and regulations.

BUSINESS ACTIVITIES



Supplementary Business Activities that Support The Main Activities

1. Conducting foreign exchange activities based on sharia principles.
2. Performing capital investment in Sharia Commercial Banks or financial institutions that conduct business activities based on sharia principles.
3. Performing temporary capital investment to overcome the consequences of the failure of financing based on sharia principles with the condition that it must withdraw its participation in accordance with the provisions of the prevailing laws and regulations.
4. Acting as pension fund founder and administrator based on sharia principles.
5. Conducting activities in the capital market to the extent that they are not contrary to sharia principles and the provisions of the laws and regulations in the capital market sector.
6. Organizing bank activities or products based on sharia principles by using electronic means.
7. Issuing, offering, and trading short-term commercial papers based on sharia principles, either directly or indirectly, through the money market.
8. Issuing, offering, and trading long-term commercial papers based on sharia principles, either directly or indirectly, through the capital market.
9. 9. Providing products or conducting other financial service activities based on sharia principles and prevailing laws and regulations.
10. Collaborating with other Financial Service Institutions and non-Financial Service Institutions in providing financial services to Customers, in accordance with the regulations set by the Financial Services Authority and Sharia principles.

All business activities outlined in the Articles of Association have been carried out by the Bank.

PRODUCTS AND SERVICES

INDIVIDUALS

BUSINESS	
Bank Guarantee Under Counter Guarantee	A banking guarantee instrument is one that is issued on the basis of requests and counter guarantees received from either banks or non-banks.
BSI Bank Guarantee	Bank guarantees specifically for vendors/contractors of PT PLN (PLN) in the procurement of goods and services within PLN.
BSI Cash Management	Electronic distribution channels in the form of internet banking services for corporate customers or institutions to carry out activities on their accounts at the Bank in the context of financial management and cash flow monitoring safely, quickly, and easily.
BSI SDA Export Deposit	Together, build the country through foreign exchange exports.
BSI SDA Export Demand Deposits	Mortgage or property ownership financing service with a Hajj portion as a prize.
BSI Optima Demand Deposits	Mudharabah demands deposits with special returns based on tiering.
BSI Government Demand Deposits	Blessings fund for the country.
BSI Investment Financing	Medium and long-term financing facilities for the procurement of capital goods (expansion, establishment of new projects, or refinancing).
Vostro Demand Deposits	Demand deposits opening services in various currencies on behalf of Banks and non-Banks financial institutions, domestic and international correspondents at BSI.
Collection Services for Interbank Trade Finance Transactions	Collection services for short-term receivables under LC/SKBDN owned by the Nominated Bank to BSI, which collects the receivables from the debtor (issuing Bank) according to sharia principles. BSI can provide bailout funds to the Nominated Bank based on acceptance news from the Issuing Bank to the Nominated Bank.
Financing Received (PYD)	Loans or financing received by Bank Syariah Indonesia from banks or non-bank third parties, either domestically or internationally, in rupiah or foreign currency. Bank Syariah Indonesia distributes profits to third parties based on the agreed-upon PYD underlying assets.
SIF (Supply Infrastructure Financing) BPJS Health	Financing services for First Level Health Facilities (FKTP): Main Clinics, Pratama Clinics, Individual Practitioners, and Dental Practices.

GOLD	
BSI Gold Installment	Purchase gold in fixed and light installments without worrying about the future price of gold.
BSI Gold Pawn	A gold pawn is a financing product that uses gold as collateral to provide a quick source of cash.

HAJJ AND UMROH	
BSI Indonesian Hajj Savings	The Hajj and Umrah savings plan is available for individuals aged 17 and above, based on Sharia principles using either a Wadiah or Mudharabah contract, in IDR or USD. This savings account has no monthly administrative fees and includes an ATM card and e-Channel facilities, provided the account holder is registered in Siskohat (has received a quota).
BSI Indonesian Young Hajj Savings	The Hajj and Umrah savings plan is available for individuals aged 17 and above, based on Sharia principles using either a Wadiah or Mudharabah contract, in IDR or USD. This savings account has no monthly administrative fees and includes an ATM card and e-Channel facilities, provided the account holder is registered in Siskohat (has received a quota).

PRODUCTS AND SERVICES

INVESTMENT	
Bancassurance	Collaboration in marketing insurance products with insurance companies affiliated with Bank Syariah Indonesia.
BSI Deposito	A term investment managed with a Mudharabah Mutlaqah contract intended for individual and non-individual customers in IDR or USD currency. Available term options are 1 month, 3 months, 6 months and 12 months which can be extended automatically (ARO) or Non-ARO.
BSI Sharia Mutual Fund	Islamic mutual funds are a method of collecting funds from the investor community in exchange for asset ownership. These funds are then invested and managed in sharia securities portfolios by investment managers who follow sharia provisions and do not violate Islamic legal principles.
Cash Waqf Linked Sukuk Retail (Retail Waqf Sukuk)	Cash Waqf Linked Sukuk Retail (CWLS Retail), also known as the Sukuk Wakaf SWR001 series, is an investment of cash waqf funds in state sukuk issued by the government to support waqf in the community's economic empowerment program and social initiatives.
Referral Retail Brokerage	Offer a referral service for investment products to potential customers in collaboration with securities companies.
SBSN Ritel	• SBSN Retail, consisting of Retail State Sukuk and Savings Sukuk • Retail State Sukuk are state sukuk sold to individuals or individuals of Indonesian citizens through selling agents in the domestic primary market. • Sukuk Tabungan is a sharia investment product offered by the government to individual Indonesian citizens as a safe, easy, affordable, and profitable investment savings.

FINANCING	
Bilateral Financing	It is the service of providing financing facilities in rupiah or foreign currencies for short-term working capital needs or for other purposes to Bank and / or non-bank financial institutions.
BSI Cash Collateral	Financing facilities secured by liquid collateral, i.e. secured by deposit in the form of deposits, current accounts, or savings.
BSI Distributor Financing	Working capital financing with a value chain scheme is post-finance (bailout funds to pay invoices that the work has been completed) provided to suppliers who are specialized suppliers working on work contracts with Bouwheer, where the source of repayment of financing is invoice payments from Bouwheer.
BSI Griya	Mortgages are available for various needs, as follows: 1. Purchase of new house/second house/shophouse/home office/apartment 2. Take over financing from other banks 3. Refinancing to fulfill customer needs.
BSI KPR Sejahtera	Consumptive financing facilities for government-subsidized housing with sharia principles.
BSI KUR Kecil	A financing facility intended for Micro, Small, and Medium Enterprises to fulfill working capital and investment needs with a ceiling of above Rp50 million to Rp500 million.
BSI KUR Mikro	A financing facility intended for Micro, Small, and Medium Enterprises to fulfill working capital and investment needs with a ceiling of above Rp10 million to Rp50 million.
BSI KUR Super Mikro	A financing facility intended for Micro, Small, and Medium Enterprises to fulfill their working capital and investment needs with a ceiling of up to Rp10 million.
BSI Mitra Beragun Emas (Non Qardh)	Financing for consumptive and productive purposes using murabahah/musyarakah mutanaqishah/ijarah agreements with gold as collateral using a rahn agreement, in which the gold pledged is held by the Bank for a certain period of time.
BSI Multipurpose Berkah	Financing for multipurposes without collateral with various benefits and convenience for payroll employees at BSI.
BSI OTO	Vehicle ownership financing services (new cars, used cars, and new motorcycles) with easy and fixed installments.

PRODUCTS AND SERVICES

FINANCING	
BSI Retirement Blessing	Monthly pension beneficiaries are eligible for the following financing options: 1. ASN Pensioners & Widow Pensioners. 2. BUMN/BUMD pensioners. 3. ASN/PNS Retirees & Widow Pensioners who have not entered the TMT of Retirement but have received a Retirement Decree.
BSI Umrah	Consumptive financing facility to meet the needs of purchasing Umrah travel package services through the Bank that has collaborated with travel agents in accordance with sharia principles.
Mitraguna Online	Unsecured financing for multipurpose/any purpose with various benefits and convenience for employees.

PRIORITY	
BSI Priority	Exclusive services with special facilities from Bank Syariah Indonesia are available to selected individual customers.
BSI Private	An exclusive service with special facilities from Bank Syariah Indonesia is made available to individual customers who have a minimum accumulative balance of Rp5 billion.
Safe Deposit Box (SDB)	It is a place for treasures or securities, which are stored in a treasure room made of sturdy steel that is fireproof and resistant to demolition, ensuring the security of the items stored as well as the user's comfort.

SAVINGS	
BSI Business Savings	A savings account in IDR designed to facilitate transactions for business segment customers, offering benefits such as higher e-channel transaction limits (Visa Business debit card facility), free BI Fast transfer fees, more detailed transaction descriptions, and competitive profit-sharing ratios under the Mudharabah Muthlaqah contract.
BSI Easy Wadiah Savings	A savings account for easy daily transactions with no monthly administrative fees, available in IDR.
BSI Easy Mudharabah Savings	A savings account for easy daily transactions with a profit-sharing scheme, available in IDR.
BSI Junior Savings	Savings that are intended for children and students under the age of 17 encourage a culture of saving from an early age, in IDR currency with Wadiah or Mudharabah Mutlaqah contract.
BSI Student Savings	Savings with a wadiah agreement from students at State Universities/Private Universities (PTN/PTTS) or employees/members of companies/institutions/associations/professional organizations that collaborate with the Bank with Wadiah or Mudharabah Mutlaqah contracts.
BSI Payroll Savings	A payroll savings accounts for customers, offering four different account management fee variations based on the bank's agreement (PKS) with the institution, under the Wadiah or Mudharabah Mutlaqah contract.
BSI Retirement Savings	A savings account for individuals who are pension fund payment partners, provided in cooperation with the bank, with the option of Mudharabah Mutlaqah contract.
BSI Sharia Securities Savings	A Sharia securities savings account, also known as a Customer Fund Account (RDN), for individual customers to settle securities transactions in the capital market under the Mudharabah Mutlaqah contract.
BSI Forex Savings	A USD-denominated savings accounts for individual and non-individual customers, under the Wadiah or Mudharabah Mutlaqah contract.
BSI Edu cation Savings	A term savings account for education planning with an auto-debit system and insurance protection, under the Mudharabah Mutlaqah contract.
BSI Savings Plan	A term savings accounts for investment planning with an auto-debit system and insurance protection, under the Mudharabah Mutlaqah contract.

PRODUCTS AND SERVICES

SAVINGS	
BSI Tapenas Regular	A term savings accounts for customers' financial planning with an auto-debit system and insurance protection, under the Mudharabah Mutlaqah contract.
BSI Tapenas Collective	A term savings accounts for future financial planning for employees, based on an institutional agreement, with an auto-debit system under the Mudharabah Mutlaqah contract.
BSI Student Savings Account (SimPel)	A savings account for students as part of financial education and inclusion efforts, encouraging saving habits from an early age, under the Wadiah contract.
BSI Smart Savings	An individual savings account promoted by Indonesia's Financial Services Authority (OJK) to cultivate a saving culture and enhance societal well-being, under the Wadiah contract.
BSI TabunganKu	An individual savings account promoted by Indonesia's Financial Services Authority (OJK) to cultivate a saving culture and enhance societal well-being, under the Wadiah contract.

TRANSACTION	
BSI Giro Wadiah Individual	A deposit account for individual customers, allowing withdrawals via debit card, check, bilyet giro (bank draft), and other payment instruments, available in IDR, USD, SGD, and EURO, under the Wadiah contract
BSI Giro Wadiah Non-Individual	A deposit account for non-individual customers, allowing withdrawals via debit card, check, bilyet giro, and other payment instruments, available in IDR, USD, SGD, and EURO, under the Wadiah contract.
BSI Giro Mudharabah General	A deposit account for both individual and non-individual customers, allowing withdrawals via debit card, check, bilyet giro, and other payment instruments, available in IDR and USD, under the Mudharabah Mutlaqah contract.
BSI Special Mudharabah Giro	A deposit account for both individual and non-individual customers, allowing withdrawals via debit card, check, bilyet giro, and other payment instruments, available in IDR and USD, under the Mudharabah Mutlaqah contract, with profit-sharing ratios and fees determined based on the bank's policies.

COMPANY

CASH MANAGEMENT	
CMS	Transaction services include transfers to partners or third parties at BSI Bank or other banks (online, SKN, RTGS), transfers to employees (payroll), payment of tax obligations, payment and purchase of Pertamina products, payment of utility bills, and other bills.
OPBS (SO/DO) Pertamina	BSI Pertamina Payment is a payment and acceptance service for Pertamina products. Together with Pertamina, BSI comes with a host-to-host service to make it easier for Pertamina's partners/customers to order and/or pay for Pertamina products through the BSI Cash Management System and BSI Branches.

TREASURY	
Sukuk Transaction	Serving the needs of sharia securities transactions (sukuk): 1. Sukuk Negara 2. Corporate Sukuk
Deposito On Call (DOC)	Deposit products with a certain amount with a minimum period of 1 (one) to 28 (twenty-eight) calendar days, with a rate of return that refers to the daily placement at Bank Indonesia. The agreement used is mudharabah mutlaqah.
BSI Sharia Hedging	Bank Syariah Indonesia serves foreign exchange sales/purchase transactions carried out in order to mitigate the risk of changes in exchange rates for certain currencies in the future. The agreement used are aqd' al-tahaww al- basith and al-sharf.

PRODUCTS AND SERVICES

Foreign Exchange Transactions - General Foreign Exchange/ Telegraphic Transfer	Bank Syariah Indonesia serves foreign exchange purchase/sale transactions according to customer needs with a certain time tenor. Today transactions for delivery on the same day, tomorrow (Tom) transactions for delivery after one working day and spot transactions for delivery after two working days. Currencies traded are USD, SAR, EUR, SGD, JPY, AUD, HKD, CHF, CAD, CNY, and GBP.
Foreign Exchange Transactions - Foreign Banknotes	Bank Syariah Indonesia serves foreign banknote transactions both for withdrawals and deposits as well as buying and selling against the Rupiah, with al-sharf agreements.

	SERVICE
Trustee	Representing sukuk holders, and can act as monitoring agents, collateral agents, and escrow agents related to transactions in the Islamic capital market. • Trustee Monitor the issuer's obligations in accordance with the sukuk issuance trusteeship agreement. • Agency Monitor the parties' obligations regarding the services of monitoring agents, collateral agents, capital market escrow agents.
Custodian	Shariah-compliant governance with a modern and trusted custodial system. **Core Custody** • Safekeeping Concept of physical custody of securities, securities recording, and reconciliation. • Transaction Handling Service Settlement of securities transactions that have occurred on the transaction date, which will be settled on the settlement date. • Corporate Action The custodian's functions as a corporate action include other services, including receiving dividends, interest, and other rights (corporate action) and representing account holders who are its customers (proxy). • Sub Registry (Government Bond) Bookkeeping, recording, and administration services for government bond transactions for both companies and individuals, either directly with customers and/or through other selling agents. • Income Collection Services for the management or collection of customer rights in connection with securities and securities deposited at the Custodian Bank. • Portfolio Accounting Services for bookkeeping or recording the customer's asset portfolio. **Fund Services and Unit Link** • Fund Accounting Bookkeeping of securities transactions or securities in a portfolio and reporting to customers. • Fund Administration Recording the ownership of participation units of mutual funds and/or unit link customers and reporting them to investors of these products. • Safekeeping The concept of securities depository is physical storage of securities, securities recording, and reconciliation. • Transaction Handling Service Settlement of securities transactions that have occurred on the transaction date, which will be settled on the settlement date. • Income Collection Services for the management or collection of customer rights in connection with securities and commercial papers deposited at the Custodian Bank. • Reporting/Tax The final result or reporting service performed by the Custodian Bank on Mutual Fund assets sent to investment managers and/or unit holders.
Investment Financing	Medium and long-term financing facilities for the procurement of capital goods (expansion, establishment of new projects, or refinancing).

PRODUCTS AND SERVICES

SERVICE	
Settlement of Export Notes	Facilities provided by Bank Syariah Indonesia to customers (Exporters) in order to assist in the processing of documents, collection of receivables, and help fulfill the working capital of customers. Including the settlement of single bank, documentary, non-documentary, and open account export bills either by collection (services) or negotiation/discounting (financing)
LC Issuance/ SKDBN	Facilities provided by Bank Syariah Indonesia in the form of payment guarantees from the Bank provided to the beneficiary if the guaranteed party (applicant) cannot fulfill its obligations or defaults,
Buyer Financing	A facility whereby the Bank fulfills the Buyer's obligation/debt to the Seller based on the Buyer's signed sale and purchase contract/bill/invoice document.
Distributor Financing	A facility whereby the Bank fulfills the Distributor's obligation/debt to the principal based on the sale and purchase contract/invoice document.
Supplier Financing	A facility provided by Bank Syariah Indonesia where the debtor (supplier) delegates to the Bank to collect receivables. The bank then collects the receivables from the debtor (buyer), or other parties appointed by the debtor.
Bank Guarantee	Facilities provided by Bank Syariah Indonesia in the form of payment guarantees from the Bank provided to the beneficiary if the guaranteed party (applicant) cannot fulfill its obligations or defaults.

FINANCING	
Mandiri Syariah Bonded Investment	Placement of funds sourced from owners of tied investment funds managed by BSI as collateral for financing provided to customers for a certain period of time based on a mudharabah muqayyadah agreement.
Investment Financing	Facilities provided by Bank Syariah Indonesia in the form of medium and long-term financing for the procurement of capital goods (expansion, establishment of new projects, or refinancing).
Refinancing	Financing facility to obtain fresh money funds on existing assets/objects of prospective customers for needs: • Asset acquisition • Take over • Other investment needs
Multifinance	Facilities provided by Bank Syariah Indonesia in the form of financing to multi finance with channeling or executing patterns.
Sharia Demand Deposits Financing	Facilities provided by Bank Syariah Indonesia in the form of Short-Term Financing to finance seasonal working capital needs.
Agency, Syndication and Clubdeal	As a customer's business grows, it is often required for more than one bank and/or Islamic financial institution to jointly meet the customer's large financial needs. With our professionals in the field of sharia syndication, customers will have the confidence to obtain sharia financing facilities in big amounts and competitive margins/ rent/profit sharing without having to deal with many other banks and/or sharia financial institutions but only with Bank Syariah Indonesia, which will also help customers optimize the financing received.
Working Capital Financing	Medium and long-term financing facilities for the procurement of capital goods (expansion, establishment of new projects or refinancing).

SAVINGS	
SBSN Demand Deposits	Non-savings account deposits managed with mudharabah agreements are intended for institutions that require maximum returns.
SDA DHE Deposit	Savings account deposits are sourced from DHE SDA funds belonging to customers at the Bank or other banks.
DHE SDA Demand Deposits	Non-savings account deposits managed with mudharabah and wadiah agreements are intended for exporters in the context of DHE SDA export trading activities.
Optima Demand Deposits	Mudharabah demands deposits with special returns based on tiering.

PRODUCTS AND SERVICES

DIGITAL BANKING

BSI Mobile	Solutions for customers' convenience in transactions, worship, and sharing through various features in one application. BSI Mobile accompanies customers 24 hours a day, and makes everything more balanced financially, spiritually, and socially.
Open an Online Account	The online account opening service through BSI Mobile is a solution for customers who want to open an account easily without having to come to the branch.
Gold Solutions	Gold ownership services are available through BSI Mobile, with gold purchases starting at Rp50,000. Customers can buy, sell, transfer, and withdraw physical gold and online gold pawning easily and safely without the need to come to the branch.
BSI QRIS	Transaction services by scanning QR codes that use Bank Indonesia's QR Code Indonesia Standard (QRIS).
BSI Cardless Withdrawal	A practical solution for customers to make cash withdrawals without a card. Through BSI Mobile, cardless cash withdrawals can be made at all Bank Syariah Indonesia ATMs, including Indomaret and Alfamart.
BSI Debit Card	The BSI Debit Card is an ATM card from Bank Syariah Indonesia that can be used for transactions at ATMs and EDCs in the GPN and International (Visa) networks.
BSI Debit OTP	BSI Debit OTP is a debit card-based transaction service that uses an OTP code as a PIN for every transaction.
BSI ATM CRM	BSI ATM CRM (Cash Recycle Machine) or ATM Setor Tarik is a type of ATM to serve cash deposit transactions, cash withdrawals, interbank transfers, and payment or purchase transactions for all Bank Syariah Indonesia Customers.
BSI Aisyah	Aisyah is Bank Syariah Indonesia's Interactive Assistant, who will help provide information on the latest products, services, and promotions from Bank Syariah Indonesia.
BSI Net	Business transactions are now easier through BSI Net services, anytime and anywhere. Various transaction facilities, such as making bulk transfers and monitoring transactions, can be done on BSI Net.
BSI Merchant Business	EDC Bank Syariah Indonesia is a service provided by Bank Syariah Indonesia to customers who have businesses to provide convenience for ATM Debit card payment transactions to their customers.
BSI API Platform	The BSI API Platform is a portal that provides open banking services to facilitate the integration process between Bank Syariah Indonesia services and customer applications
BSI Smart Agent	BSI Smart Agent is BSI's Laku Pandai Service (Office-less Financial Services in the Framework of Inclusive Finance) to provide banking services and/or other financial services that are conducted not through an office network but through cooperation with other parties supported by information technology facilities.
BSI Payment Point	Payment Point transaction services at Bank Syariah Indonesia can be done by customers at any Bank Syariah Indonesia outlet or at ATMs. Payments can be made through debit accounts or cash.
Deposito Mobile	Easy investment with deposits on BSI Mobile, anytime and anywhere, without the need to visit a branch.
Griya Hasanah Online Top Up Through BSI Mobile	BSI Griya Hasanah Online Top-Up Financing is financing from Bank Syariah Indonesia in the form of additional financing from Bank Syariah Indonesia's existing financing for customers' consumptive purposes. Griya Hasanah Online Top Up Financing uses a sharia refinancing contract with al-bai' scheme in the framework of Musyarakah Mutanaqishah (MMQ).

PRODUCTS AND SERVICES

CARDS

FINANCING CARDS	
BSI Hasanah Card Classic	The BSI Hasanah Card Classic is a financing card based on Syariah principles that functions like a credit card. It is issued by Bank Syariah Indonesia and can be used for transactions at all EDC machines and ATMs bearing the Mastercard logo worldwide (internationally). BSI Hasanah Card Classic is made based on DSN Fatwa No. 54/DSN-MUI/X/2006 concerning sharia cards and is based on 3 (three) sharia agreements, among others: • Kafalah • Qardh • Ijarah The BSI Hasanah Card Classic limit ranges from Rp4 million to Rp6 million.
BSI Hasanah Card Gold	The BSI Hasanah Card Gold is a financing card based on Syariah principles that functions like a credit card. It is issued by Bank Syariah Indonesia and can be used for transactions at all EDC machines and ATMs bearing the Mastercard logo worldwide (internationally). BSI Hasanah Card Gold is made based on DSN Fatwa No. 54/DSN-MUI/X/2006 concerning sharia cards and is based on 3 sharia agreements, among others: • Kafalah • Qardh • Ijarah The BSI Hasanah Card Gold limit ranges from Rp8 million to Rp30 million.
BSI Hasanah Card Platinum	The BSI Hasanah Card Platinum is a financing card based on syariah principles that functions like a credit card. It is issued by Bank Syariah Indonesia and can be used for transactions at all EDC machines and ATMs bearing the Mastercard logo worldwide (internationally). BSI Hasanah Card Platinum is made based on DSN Fatwa No. 54/DSN-MUI/X/2006 concerning sharia cards and is based on 3 (three) sharia contracts, among others: • Kafalah • Qardh • Ijarah The BSI Hasanah Card Platinum limit ranges from Rp40 million to Rp900 million It also provides access to free executive airport lounges at partner airports.

DEBIT CARDS	
BSI Debit GPN	The BSI Debit GPN is a debit/ATM card product issued by Bank Syariah Indonesia using the National Payment Gateway (NPG) logo that can be used by customers in all EDC and ATM machine networks throughout Indonesia.
BSI Debit OTP	ATM debit card, where the PIN system uses a One-Time Password (OTP) registered through mobile banking.
BSI Debit Visa	BSI Debit Visa is a debit/ATM card product issued by Bank Syariah Indonesia using the Visa Worldwide logo that can be used by customers in all EDC machine networks and ATMs anywhere in the world (International).
BSI Debit Sabi Card	BSI Debit SaBi is a debit/ATM card product issued by Bank Syariah Indonesia using the National Payment Gateway (NPG) logo, which is a facility for child savings owners affiliated with parents. The BSI Debit SaBi card supports financial literacy education for children with special limitations to keep them safe in transactions.
BSI SimPel Debit Card	BSI Debit SimPel is a debit/ATM card product issued by Bank Syariah Indonesia using the National Payment Gateway (NPG) logo, which is a facility for Simpanan Pelajar Savings account holders. The BSI Debit SimPel card has a special limit hence, students can transact safely and easily. The card can be used by students in all EDC and ATM machine networks throughout Indonesia (national).
Mabrur Debit Card	The Mabrur Debit Card is a debit/ATM card issued by Bank Syariah Indonesia, specifically designed for customers of the Indonesian Hajj Savings account. It provides convenience for transactions while performing religious pilgrimages in the Holy Land.

OPERATIONAL AREA



BSI Office Network

Office Type	2021	2022	2023	2024	2025
Regional Office	10	10	10	10	10
Branch Office	272	153	153	153	153
Overseas Branch Office	-	-	1	1	1
Auxiliary Branch Office	985	959	886	886	896
Mobile KCP (dhi: MKK)	-	60	60	60	60
Functional Office	34	96	91	91	81
Cash Office	74	-	-	-	-
Payment Point (PP)	179	-	-	-	-
Priority Service Counter	11	16	20	23	28
Pawn Service	530	734	765	754	756
Automatic Teller Machine (ATM)	2.618	2.548	2.571	5.425	6.000

Notes:
- PP in 2022 Reformat into KFO (cfm. PJOK No.16 Year 2022)
- KK in 2022 Reformat to KCP (cfm. POJK No.16 Year 2022

Office Network by Region in 2025

Region	Office Type						
	KC	KCLN	KCP	KCP Mobile	KF	Priority Service Counter	Pawn Services
Regional Office 1	16	-	122	1	7	2	77
Regional Office 2	15	-	78	7	5	2	59
Regional Office 3	16	-	85	8	2	2	74
Regional Office 4	15	-	120	10	9	8	86
Regional Office 5	15	-	89	2	8	6	64
Regional Office 6	12	-	71	6	0	3	65
Regional Office 7	13	-	94	7	12	3	70
Regional Office 8	20	-	127	10	23	2	129
Regional Office 9	16	-	52	5	0	1	55
Regional Office 10	15	-	58	4	15	2	77
TOTAL	**153**	**-**	**896**	**60**	**81**	**31**	**756**

OPERATIONAL AREA



Regional Office				
Regional Office 1	**Regional Office 2**	**Regional Office 3**	**Regional Office 4**	**Regional Office 5**
Aceh	North Sumatera, Riau Island, Riau	South Sumatra, Bengkulu, West Sumatra, Jambi, Bangka Belitung Island, Lampung	Banten, DKI Jakarta, Bekasi City, Bekasi Regency	Central Jakarta, West Jakarta, South Jakarta, East Jakarta, Tangerang City, Tangerang Regency, South Tangerang City, Bogor City, Bogor Regency, Depok City, Bekasi City
Regional Office 6	**Regional Office 7**	**Regional Office 8**	**Regional Office 9**	**Regional Office 10**
West Jawa (exclude Bekasi City, Bekasi Regency, Bogor City, Bogor Regency, Depok City)	Central Java, Yogyakarta Special Region	East Java, Bali, West Nusa Tenggara, East Nusa Tenggara	West Kalimantan, South Kalimantan, Central Kalimantan, East Kalimantan, North Kalimantan	Gorontalo, Maluku, North Maluku, Papua, South Papua, Southwest Papua, West Sulawesi, South Sulawesi, Central Sulawesi, Southeast Sulawesi, North Sulawesi

NAME AND ADDRESS OF REGIONAL OFFICE AND BRANCH OFFICE

REGIONAL OFFICE

Regional Office I Aceh
Jl. Tgk. Moh. Daud Beureueh No. 15 H, Kel. Keuramat,
Kec. Kuta Alam Kota Banda Aceh
Telp: (021) 14040
Fax:
Email: contactus@bankbsi.co.id
Web: www.bankbsi.co.id

Regional Office II Medan
Jl. Kejaksaan No. 3B, Kel. Petisah Tengah,
Kec. Medan Petisah Kota Medan
Telp: (021) 14040
Fax:
Email: contactus@bankbsi.co.id
Web: www.bankbsi.co.id

Regional Office III Palembang
Jl. Jend. Sudirman No.774, Kec. Ilir Timur I,
Kota Palembang
Telp: (021) 14040
Fax:
Email: contactus@bankbsi.co.id
Web: www.bankbsi.co.id

Regional Office IV Jakarta 1
Wisma Mandiri 2, Jl. M.H. Thamrin No.5, RT.2/RW.1,
Kel. Kebon Sirih, Kec. Menteng Wil. Kota Jakarta Pusat
Telp: (021) 14040
Fax:
Email: contactus@bankbsi.co.id
Web : www.bankbsi.co.id

Regional Office V Jakarta 2
Jl. Sultan Hasanudin No.57 RT/RW 6/3, Kel. Melawai,
Kec. Kebayoran Baru Wil. Kota Jakarta Selatan
Telp: (021) 14040
Fax:
Email: contactus@bankbsi.co.id
Web: www.bankbsi.co.id

Regional Office VI Bandung
Jl. Asia Afrika No.174,
Kel. Paledang, Kec. Lengkong Kota Bandung
Telp: (021) 14040
Fax:
Email: contactus@bankbsi.co.id
Web: www.bankbsi.co.id

Regional Office VII Semarang
Jl. Pandanaran No.127,
Kel. Mugassari, Kec. Semarang Selatan
Kota Semarang
Telp: (021) 14040
Fax:
Email: contactus@bankbsi.co.id
Web : www.bankbsi.co.id

Regional Office VIII Surabaya
Jl. Basuki Rahmat No.17-19,
Kel. Embong Kaliasin, Kec. Genteng
Kota Surabaya
Telp: (021) 14040
Fax:
Email: contactus@bankbsi.co.id
Web: www.bankbsi.co.id

Regional Office IX Kalimantan
Jl. Lambung Mangkurat No. 16,
Kel. Kertak Baru, Kec. Banjarmasin
Kota Banjarmasin
Telp: (021) 14040
Fax:
Email: contactus@bankbsi.co.id
Web: www.bankbsi.co.id

Regional Office X Makassar
Jl. Dr. Ratulangi No. 79,
Kel. Labuang Baji, Kec. Mamajang Kota Makassar
Telp: (021) 14040
Fax:
Email: contactus@bankbsi.co.id
Web : www.bankbsi.co.id

BRANCH OFFICE

No.	Branch Office Name	Address	No. Telp and Fax	Email and Web
1.	Banda Aceh Diponegoro Branch Office	Jl. Diponegoro No. 6, Kel. Kp. Baru, Kec. Baiturrahman Kota Banda Aceh	(021) 14040	Email: contactus@bankbsi.co.id Web: www.bankbsi.co.id
2.	Banda Aceh Ahmad Dahlan Branch Office	Jl. Ahmad Dahlan No. 111, Kel. Merduati, Kec. Kuta Raja Kota Banda Aceh	(021) 14040	Email: contactus@bankbsi.co.id Web: www.bankbsi.co.id
3.	Banda Aceh T. Panglima Nyak Makam Branch Office	Jl. T. Panglima Nyak Makam No. 100 A - 100 D, Kel. Desa Doy, Kec. Kuta Alam Kota Banda Aceh	(021) 14040	Email: contactus@bankbsi.co.id Web: www.bankbsi.co.id
4.	Sigli Merdeka Branch Office	Jalan Merdeka No.6, Kel. Blok Bengkel, Kec. Kota Sigli Kab. Pidie	(021) 14040	Email: contactus@bankbsi.co.id Web: www.bankbsi.co.id

NAME AND ADDRESS OF REGIONAL OFFICE AND BRANCH OFFICE

No.	Branch Office Name	Address	No. Telp and Fax	Email and Web
5.	Sigli Madjid Ibrahim Branch Office	Jl. Prof. A Majid Ibrahim No. 6, Kel. Blang Asan, Kec. Kota Sigli Kab. Pidie	(021) 14040	Email: contactus@bankbsi.co.id Web: www.bankbsi.co.id
6.	Lhokseumawe Kota Branch Office	Jl. Muhammad Malikul Zahir No.135C, Kel. Kuta Blang, Kec. Banda Sakti Kota Lhokseumawe	(021) 14040	Email: contactus@bankbsi.co.id Web: www.bankbsi.co.id
7.	Bireuen Simpang IV Branch Office	JL. Medan - Banda Aceh, Simpang IV, Kel. Bireuen Meunasah Capa, Kec. Kota Juang Kab. Bireuen	(021) 14040	Email: contactus@bankbsi.co.id Web: www.bankbsi.co.id
8.	Kuala Simpang Branch Office	Jl. Medan-Banda Aceh, Kel. Gampong Bundar, Kec. Karang Baru, Kab. Aceh Tamiang	(021) 14040	Email: contactus@bankbsi.co.id Web: www.bankbsi.co.id
9.	Langsa Branch Office	Jl. Darussalam No.1, Kel. Gampong Jawa, Kec. Langsa Kota, Kota Langsa	(021) 14040	Email: contactus@bankbsi.co.id Web: www.bankbsi.co.id
10.	Lhokseumawe Merdeka Branch Office	Jl. Merdeka No.1, Kel. Kota Lhokseumawe, Kec. Banda Sakti Kota Lhokseumawe	(021) 14040	Email: contactus@bankbsi.co.id Web: www.bankbsi.co.id
11.	Takengon Branch Office	Jl. Yos Sudarso No.164, Takengon, Kel. Kuteni Reje, Kec. Lut Tawar Kab. Aceh Tengah	(021) 14040	Email: contactus@bankbsi.co.id Web: www.bankbsi.co.id
12.	Meulaboh Branch Office	Jl. Imam Bonjol, Kel. Drien Rampak, Kec. Johan Pahlawan Kab. Aceh Barat	(021) 14040	Email: contactus@bankbsi.co.id Web: www.bankbsi.co.id
13.	Simeulue Branch Office	Pertokoan Suak Tungkul Kavling 1 No. 5/6, Jl. Tgk. Diujung Sinabang, Kel. Amiria Bahagia, Kec. Simeulue Timur Kab. Simeulue	(021) 14040	Email: contactus@bankbsi.co.id Web: www.bankbsi.co.id
14.	Blangpidie Branch Office	Jl. Persada No. 99A, Kel. Keudee Siblah, Kec. Blangpidie Kab. Aceh Barat Daya	(021) 14040	Email: contactus@bankbsi.co.id Web: www.bankbsi.co.id
15.	Kutacane Branch Office	Jl. Iskandar Muda No.14, Kel. Perapat Hilir, Kec. Babussalam Kab. Aceh Tenggara	(021) 14040	Email: contactus@bankbsi.co.id Web: www.bankbsi.co.id
16.	Tapaktuan Branch Office	Jl. Nyak Adam Kamil No. 42, Kel. Hulu, Kec. Tapaktuan Kab. Aceh Selatan	(021) 14040	Email: contactus@bankbsi.co.id Web: www.bankbsi.co.id
17.	Batam Windsor Central Branch Office	Komplek Windsor Central Blok A No. 3-4, Jl. Pembangunan, Kel. Lubuk Baja Kota, Kec. Lubuk Baja Kota Batam	(021) 14040	Email: contactus@bankbsi.co.id Web: www.bankbsi.co.id
18.	Tanjung Pinang Branch Office	Jl. Basuki Rahmat No. 1-3, Kel. Tanjung Ayun Sakti, Kec. Bukit Bestari Kota Tanjungpinang	(021) 14040	Email: contactus@bankbsi.co.id Web: www.bankbsi.co.id
19.	Medan Kejaksaan Branch Office	Jl. Kejaksaan No. 3B, Kel. Petisah Tengah, Kec. Medan Petisah Kota Medan	(021) 14040	Email: contactus@bankbsi.co.id Web: www.bankbsi.co.id
20.	Medan S Parman Branch Office	Jl. S. Parman No. 250 E/8, Kel. Petisah Hulu, Kec. Medan Baru Kota Medan	(021) 14040	Email: contactus@bankbsi.co.id Web: www.bankbsi.co.id
21.	Medan Gajah Mada Branch Office	Jl. Gajah Mada No. 7, Kel. Petisah Hulu, Kec. Medan Baru Kota Medan	(021) 14040	Email: contactus@bankbsi.co.id Web: www.bankbsi.co.id
22.	Lubuk Pakam Branch Office	Jl. Dr. Sutomo No.12A-12B, Kel. Lubuk Pakam I - II, Kec. Lubuk Pakam Kab. Deli Serdang	(021) 14040	Email: contactus@bankbsi.co.id Web: www.bankbsi.co.id

NAME AND ADDRESS OF REGIONAL OFFICE AND BRANCH OFFICE

No.	Branch Office Name	Address	No. Telp and Fax	Email and Web
23.	Binjai Branch Office	Jl. Soekarno Hatta, Kel. Timbang Langkat, Kec. Binjai Timur Kota Binjai	(021) 14040	Email: contactus@bankbsi.co.id Web: www.bankbsi.co.id
24.	Pekanbaru Sudirman 1 Branch Office	Jl. Jend. Sudirman No. 450, Kel. Tanah Datar, Kec. Pekanbaru Kota, Kota Pekanbaru	(021) 14040	Email: contactus@bankbsi.co.id Web: www.bankbsi.co.id
25.	Dumai Branch Office	Jl. Jenderal Sudirman No. 162, Kel. Teluk Binjai, Kec. Dumai Timur, Kota Dumai	(021) 14040	Email: contactus@bankbsi.co.id Web: www.bankbsi.co.id
26.	Pekanbaru Harapan Raya Branch Office	Jl. Haji Imam Munandar No. 8, Kel. Tangkerang Selatan, Kec. Bukit Raya Kota Pekanbaru	(021) 14040	Email: contactus@bankbsi.co.id Web: www.bankbsi.co.id
27.	Duri Branch Office	Jl. Hangtuah, Kel. Batang Dui, Kec. Mandau Kab. Bengkalis	(021) 14040	Email: contactus@bankbsi.co.id Web: www.bankbsi.co.id
28.	Pematangsiantar Perintis Branch Office	Jl. Perintis Kemerdekaan No. 1, Kel. Proklamasi, Kec. Siantar Barat Kota Pematangsiantar	(021) 14040	Email: contactus@bankbsi.co.id Web: www.bankbsi.co.id
29.	Rantauprapat Branch Office	Jl. S.M. Raja No. 88, Kel. Bakaran Batu, Kec. Rantau Selatan Kab. Labuhanbatu	(021) 14040	Email: contactus@bankbsi.co.id Web: www.bankbsi.co.id
30.	Padangsidempuan Branch Office	Jl. Sudirman No. 130 A, Kel. Wek I, Kec. Padangsidimpuan Utara, Kota Padangsidimpuan	(021) 14040	Email: contactus@bankbsi.co.id Web: www.bankbsi.co.id
31.	Sibolga Branch Office	Jl. Sutoyo Siswomiharjo No. 22, Kel. Huta Tonga Tonga, Kec. Sibolga Utara Kota Sibolga	(021) 14040	Email: contactus@bankbsi.co.id Web: www.bankbsi.co.id
32.	Bandar Lampung Diponegoro Branch Office	Jl. Diponegoro No. 189, Kel. Gotong Royong, Kec. Tanjung Karang Pusat Kota Bandar Lampung	(021) 14040	Email: contactus@bankbsi.co.id Web: www.bankbsi.co.id
33.	Bandar Jaya Branch Office	Komp. Pertokoan Central Niaga Bandar Jaya No. 1-3, Jl. Proklamator Raya, Kel. Yukum Jaya, Kec. Terbanggi Besar Kab. Lampung Tengah	(021) 14040	Email: contactus@bankbsi.co.id Web: www.bankbsi.co.id
34.	Metro A Yani Branch Office	Jalan Ahmad Yani No. 9, Kel. Imopuro, Kec. Metro Pusat Kota Metro	(021) 14040	Email: contactus@bankbsi.co.id Web: www.bankbsi.co.id
35.	Bengkulu S Parman 1 Branch Office	Jl. S. Parman No. 15, Kel. Padang Jati, Kec. Ratu Samban Kota Bengkulu	(021) 14040	Email: contactus@bankbsi.co.id Web: www.bankbsi.co.id
36.	Bengkulu Adam Malik Branch Office	Jl. Adam Malik RT/RW 023/08, Kel. Cempaka Permai, Kec. Gading Cempaka Kota Bengkulu	(021) 14040	Email: contactus@bankbsi.co.id Web: www.bankbsi.co.id
37.	Lubuk Linggau Branch Office	Jl. Yos Sudarso No. 12 RT 05, Kel. Taba Jemekeh, Kec. Lubuk Linggau Timur II Kota Lubuk Linggau	(021) 14040	Email: contactus@bankbsi.co.id Web: www.bankbsi.co.id
38.	Jambi Gatot Subroto Branch Office	Jl. Jend. Gatot Subroto No. 127 A-B, Kel. Sungai Asam, Kec. Pasar Jambi Kota Jambi	(021) 14040	Email: contactus@bankbsi.co.id Web: www.bankbsi.co.id
39.	Jambi Pattimura Branch Office	Jl. Kapt. Pattimura No. 29-30 RT 21, Kel. Kenali Besar, Kec. Kota Baru Kota Jambi	(021) 14040	Email: contactus@bankbsi.co.id Web: www.bankbsi.co.id
40.	Padang Imam Bonjol Branch Office	Jl. Imam Bonjol No.17, Kel. Belakang Pondok, Kec. Padang Selatan Kota Padang	(021) 14040	Email: contactus@bankbsi.co.id Web: www.bankbsi.co.id

NAME AND ADDRESS OF REGIONAL OFFICE AND BRANCH OFFICE

No.	Branch Office Name	Address	No. Telp and Fax	Email and Web
41.	Bukittinggi Branch Office	Jl. Perintis Kemerdakaan No. 4-5, Kel. Aur Tajungkang Tengah, Kec. Guguk Panjang Kota Bukittinggi	(021) 14040	Email: contactus@bankbsi.co.id Web: www.bankbsi.co.id
42.	Padang Belakang Olo Branch Office	Jl. Belakang Olo No. 45, Kel. Kamp Jao, Kec. Padang Barat Kota Padang	(021) 14040	Email: contactus@bankbsi.co.id Web: www.bankbsi.co.id
43.	Palembang Demang Branch Office	Jl. Demang Lebar Daun No. 2311, Kel. Demang Lebar Daun, Kec. Ilir Barat I Kota Palembang	(021) 14040	Email: contactus@bankbsi.co.id Web: www.bankbsi.co.id
44.	Pangkal Pinang Branch Office	Jl. Masjid Jamik No. 123, Kel. Masjid Jamik, Kec. Rangkui Kota Pangkalpinang	(021) 14040	Email: contactus@bankbsi.co.id Web: www.bankbsi.co.id
45.	Prabumulih Sudirman 1 Branch Office	JL. Jend. Sudirman No. 7-8 RT 01/10, Kel. Muara Dua, Kec. Prabumulih Timur Kota Prabumulih	(021) 14040	Email: contactus@bankbsi.co.id Web: www.bankbsi.co.id
46.	Palembang Sudirman Branch Office	Jl. Jendral Sudirman KM 3,5, Kel. 20 Ilir, Kec. Ilir Timur I Kota Palembang	(021) 14040	Email: contactus@bankbsi.co.id Web: www.bankbsi.co.id
47.	Baturaja Rahman Hamidi Branch Office	Jl. Let. R Hamidi No. 30 A-B RT 03 RW 01, Kel. Kemalaraja, Kec. Baturaja Timur Kab. Ogan Komering Ulu	(021) 14040	Email: contactus@bankbsi.co.id Web: www.bankbsi.co.id
48.	Bekasi Summarecon Branch Office	Komplek Ruko Summarecon Bekasi, Rukan Sapphire Commercial Blok SF 11 12, Jl. Bulevar Selatan, Kel. Marga Mulya, Kec. Bekasi Utara Kota Bekasi	(021) 14040	Email: contactus@bankbsi.co.id Web: www.bankbsi.co.id
49.	Bekasi Cikarang Branch Office	Ruko Cikarang Central City, Blok G No. 1-2, Kel. Ciantra, Kec. Cikarang Selatan, Kab. Bekasi	(021) 14040	Email: contactus@bankbsi.co.id Web: www.bankbsi.co.id
50.	West Jakarta Branch Office	Paviliun BSI Jakarta Barat, Gedung Mayora Lt. 1 - 3 Jl. Tomang Raya No. 21 - 31, Kel. Tomang, Kec. Grogol Petamburan, Kota Jakarta Barat	(021) 14040	Email: contactus@bankbsi.co.id Web: www.bankbsi.co.id
51.	Tangerang Ciledug Branch Office	Jl. HOS Cokroaminoto No. 69, Kel. Sudimara Jaya, Kec. Ciledug Kota Tangerang	(021) 14040	Email: contactus@bankbsi.co.id Web: www.bankbsi.co.id
52.	Jakarta Kelapa Gading 1 Branch Office	Komplek Graha Bulevar Blok KGC No. A-02 dan A-03, Jl. Boulevard Kelapa Gading, Kel. Kelapa Gading Timur, Kec. Kelapa Gading Wil. Kota Jakarta Utara	(021) 14040	Email: contactus@bankbsi.co.id Web: www.bankbsi.co.id
53.	Jakarta Tanjung Priok 1 Branch Office	Jl. Enggano No. 42B - 42, Kel. Tanjung Priok, Kec. Tanjung Priok Wil. Kota Jakarta Utara	(021) 14040	Email: contactus@bankbsi.co.id Web: www.bankbsi.co.id
54.	Jakarta Pemuda Branch Office	Komplek Graha Mas Pemuda, Blok AB1 dan AB2 Jl. Pemuda, Rawamangun, Kel. Jati, Kec. Pulo Gadung Wil. Kota Jakarta Timur	(021) 14040	Email: contactus@bankbsi.co.id Web: www.bankbsi.co.id
55.	Jakarta Pondok Kelapa Branch Office	Ruko Komplek Billy & Moon Blok E No. 5A-5B, Jl. Raya Kalimalang, Kel. Pondok Kelapa, Kec. Duren Sawit Wil. Kota Jakarta Timur	(021) 14040	Email: contactus@bankbsi.co.id Web: www.bankbsi.co.id
56.	Jakarta Jatinegara Branch Office	Perkantoran Mitra Matraman Blok A1 No. 8-9, Jl. Matraman Raya No. 148, Kel. Kebon Manggis, Kec. Matraman Wil. Kota Jakarta Timur	(021) 14040	Email: contactus@bankbsi.co.id Web: www.bankbsi.co.id

NAME AND ADDRESS OF REGIONAL OFFICE AND BRANCH OFFICE

No.	Branch Office Name	Address	No. Telp and Fax	Email and Web
57.	Jakarta Thamrin Branch Office	Jl. M. H. Thamrin No. 5, Kel. Kebon Sirih, Kec. Menteng Wil. Kota Jakarta Pusat	(021) 14040	Email: contactus@bankbsi.co.id Web: www.bankbsi.co.id
58.	Jakarta Bendungan Hilir Branch Office	Jl. Bendungan Hilir Raya No. 84 A - B, Kel. Bendungan Hilir, Kec. Tanah Abang Wil. Kota Jakarta Pusat	(021) 14040	Email: contactus@bankbsi.co.id Web: www.bankbsi.co.id
59.	Jakarta The Tower Branch Office	Gedung The Tower, Jalan Gatot Subroto No.27 Kav.12, Kel. Karet Semanggi, Kec. Setiabudi Wil. Kota Jakarta Selatan	(021) 14040	Email: contactus@bankbsi.co.id Web: www.bankbsi.co.id
60.	Tangerang Hasyim Ashari Branch Office	Jl. KH. Hasyim Ashari 8 A-C, Kel. Buaran Indah, Kec. Cipondoh Kota Tangerang	(021) 14040	Email: contactus@bankbsi.co.id Web: www.bankbsi.co.id
61.	Cilegon Tirtayasa 1 Branch Office	Jl. Sultan Ageng Tirtayasa No. 115 A, Kel. Jombang Wetan, Kec. Jombang Kota Cilegon	(021) 14040	Email: contactus@bankbsi.co.id Web: www.bankbsi.co.id
62.	Serang Branch Office	Jl. Ahmad Yani No. 175 C-D, Kel. Sumur Pecung, Kec. Serang Kota Serang	(021) 14040	Email: contactus@bankbsi.co.id Web: www.bankbsi.co.id
63.	Bogor Pajajaran Branch Office	Paviliun BSI Bogor Jl. Pajajaran No. 23, Kel. Babakan, Kec. Bogor Tengah Kota Bogor	(021) 14040	Email: contactus@bankbsi.co.id Web: www.bankbsi.co.id
64.	Bogor Cibinong Branch Office	Ruko Graha Cibinong Blok D No. 2, Jl. Raya Bogor KM 43, Kel. Cirimekar, Kec. Cibinong Kab. Bogor	(021) 14040	Email: contactus@bankbsi.co.id Web: www.bankbsi.co.id
65.	Bogor Pajajaran Bantarjati Branch Office	Jl. Pajajaran Raya No. 63, Kel.Bantarjati, Kec. Bogor Utara Kota Bogor	(021) 14040	Email: contactus@bankbsi.co.id Web: www.bankbsi.co.id
66.	Depok Margonda 2 Branch Office	Jl. Margonda Raya No. 209, Kel. Kemirimuka, Kec. Beji Kota Depok	(021) 14040	Email: contactus@bankbsi.co.id Web: www.bankbsi.co.id
67.	Depok Margonda 1 Branch Office	Ruko Depok Mas Blok A1-2, Jl. Margonda Raya No. 42, Kel. Pancoran Mas, Kec. Pancoran Mas Kota Depok	(021) 14040	Email: contactus@bankbsi.co.id Web: www.bankbsi.co.id
68.	Jakarta Cibubur Citra Gran Branch Office	Ruko Citra Gran Blok R-2 No. 8-9, Kel. Jatikarya, Kec. Jatisampurna Kota Bekasi	(021) 14040	Email: contactus@bankbsi.co.id Web: www.bankbsi.co.id
69.	Jakarta Fatmawati 2 Branch Office	Jl. RS Fatmawati No. 12, Kel. Gandaria Utara, Kec. Kebayoran Baru Wil. Kota Jakarta Selatan	(021) 14040	Email: contactus@bankbsi.co.id Web: www.bankbsi.co.id
70.	Jakarta Hasanudin Branch Office	Jl. S. Hasanudin No. 57, Kel. Melawai, Kec. Kebayoran Baru Wil. Kota Jakarta Selatan	(021) 14040	Email: contactus@bankbsi.co.id Web: www.bankbsi.co.id
71.	Jakarta Mayestik Branch Office	Jl. Kyai Maja Blok D/1 Persil No. 6-6A, Kel. Kramat Pela, Kec. Kebayoran Baru Wil. Kota Jakarta Selatan	(021) 14040	Email: contactus@bankbsi.co.id Web: www.bankbsi.co.id
72.	Jakarta Pondok Indah Branch Office	Komplek Ruko Pondok Indah Plaza 1 Kav. II, Blok UA No. 6, Kel. Pondok Pinang, Kec. Kebayoran Lama Wil. Kota Jakarta Selatan	(021) 14040	Email: contactus@bankbsi.co.id Web: www.bankbsi.co.id
73.	Tangerang Ciputat Branch Office	Jl. Ir. H. Juanda No. 111, RT 006/001, Kel. Pisangan, Kec. Ciputat Timur Kota Tangerang Selatan	(021) 14040	Email: contactus@bankbsi.co.id Web: www.bankbsi.co.id

NAME AND ADDRESS OF REGIONAL OFFICE AND BRANCH OFFICE

No.	Branch Office Name	Address	No. Telp and Fax	Email and Web
74.	Jakarta Saharjo Branch Office	Jalan Saharjo No.204A RT. 04/05, Kel. Menteng Dalam, Kec. Tebet Wil. Kota Jakarta Selatan	(021) 14040	Email: contactus@bankbsi.co.id Web: www.bankbsi.co.id
75.	Jakarta Kalibata Branch Office	Jl. Raya Pasar Minggu No. 75, Kel. Kalibata, Kec. Pancoran Wil. Kota Jakarta Selatan	(021) 14040	Email: contactus@bankbsi.co.id Web: www.bankbsi.co.id
76.	Tangerang Bintaro Branch Office	Bintaro Trade Center, Jl. Jend. Sudirman Blok A1 No. 7 - 8, Bintaro Sektor 7, Kel. Pondok Aren, Kec. Pondok Aren Kota Tangerang Selatan	(021) 14040	Email: contactus@bankbsi.co.id Web: www.bankbsi.co.id
77.	Tangerang Bsd Itc Branch Office	Jl. Pahlawan Seribu ITC BSD No. 21-23A, Kel. Lengkong Wetan, Kec. Serpong Kota Tangerang Selatan	(021) 14040	Email: contactus@bankbsi.co.id Web: www.bankbsi.co.id
78.	Bandung Juanda Branch Office	Jl. Ir. H. Juanda No. 24, Kel. Citarum, Kec. Bandung Wetan Kota Bandung	(021) 14040	Email: contactus@bankbsi.co.id Web: www.bankbsi.co.id
79.	Garut Branch Office	Jl. Ciledug No. 148-149, Kel. Kota Kulon, Kec. Garut Kota, Kab. Garut	(021) 14040	Email: contactus@bankbsi.co.id Web: www.bankbsi.co.id
80.	Bandung Asia Afrika Branch Office	Jalan Asia Afrika No. 174 RT 009 RW 004, Kel. Paledang, Kec. Lengkong Kota Bandung	(021) 14040	Email: contactus@bankbsi.co.id Web: www.bankbsi.co.id
81.	Bandung Suniaraja Branch Office	Jl. Suniaraja No.82, Kel. Braga, Kec. Sumur Bandung Kota Bandung	(021) 14040	Email: contactus@bankbsi.co.id Web: www.bankbsi.co.id
82.	Sukabumi A Yani Branch Office	Jl. A. Yani no. 29, Kel. Gunung Parang, Kec. Cikole Kota Sukabumi	(021) 14040	Email: contactus@bankbsi.co.id Web: www.bankbsi.co.id
83.	Karawang Branch Office	Jl. Panatayuda I No 68, Kel. Karawang Kulon, Kec. Karawang Barat, Kab. Karawang	(021) 14040	Email: contactus@bankbsi.co.id Web: www.bankbsi.co.id
84.	Bandung R.E. Martadinata Branch Office	Jl. L. L. R.E. Martadinata No. 158, Kel. Kacapiring, Kec. Batunuggal Kota Bandung	(021) 14040	Email: contactus@bankbsi.co.id Web: www.bankbsi.co.id
85.	Purwakarta Re Martadinata Branch Office	Jl. R.E Martadinata No. 5, RT 25 RW 05, Kel. Nagri Tengah, Kec. Purwakarta Kab. Purwakarta	(021) 14040	Email: contactus@bankbsi.co.id Web: www.bankbsi.co.id
86.	Cimahi Branch Office	Jl. Jend. Amir Machmud No. 118, Kel. Cibabat, Kec. Cimahi Utara Kota Cimahi	(021) 14040	Email: contactus@bankbsi.co.id Web: www.bankbsi.co.id
87.	Cianjur Siliwangi Branch Office	Jl. Siliwangi No. 6, Kel. Pamoyanan, Kec. Cianjur Kab. Cianjur	(021) 14040	Email: contactus@bankbsi.co.id Web: www.bankbsi.co.id
88.	Cirebon Dr Cipto Branch Office	Jl. Dr. Cipto Mangunkusumo No. 79, Kel. Pekiringan, Kec. Kesambi Kota Cirebon	(021) 14040	Email: contactus@bankbsi.co.id Web: www.bankbsi.co.id
89.	Tasikmalaya Branch Office	Gedung BSI Tasikmalaya Jl. Otto Iskandar Dinata, Kel. Empangsari, Kec. Tawang Kota Tasikmalaya	(021) 14040	Email: contactus@bankbsi.co.id Web: www.bankbsi.co.id
90.	Purwokerto Sudirman 1 Branch Office	Jl. Jend. Sudirman No. 433, Kel. Kranji, Kec. Purwokerto Timur Kab. Banyumas	(021) 14040	Email: contactus@bankbsi.co.id Web: www.bankbsi.co.id
91.	Cilacap A Yani Branch Office	Jl. A. Yani No. 97, Kel. Tambakreja, Kec. Cilacap Selatan Kab. Cilacap	(021) 14040	Email: contactus@bankbsi.co.id Web: www.bankbsi.co.id
92.	Semarang A Yani Branch Office	Jl. Jend. Ahmad Yani No.172-174, Kel. Karang Kidul, Kec. Semarang Tengah Kota Semarang	(021) 14040	Email: contactus@bankbsi.co.id Web: www.bankbsi.co.id
93.	Semarang Pandanaran Branch Office	Jl. Pandanaran No. 90, Kel. Pekunden, Kec. Semarang Tengah Kota Semarang	(021) 14040	Email: contactus@bankbsi.co.id Web: www.bankbsi.co.id

NAME AND ADDRESS OF REGIONAL OFFICE AND BRANCH OFFICE

No.	Branch Office Name	Address	No. Telp and Fax	Email and Web
94.	Kudus A Yani 1 Branch Office	Ruko Ahmad Yani No. 9, Jl. Ahmad Yani, Kel. Gondang Manis, Kec. Kota Kudus Kab. Kudus	(021) 14040	Email: contactus@bankbsi.co.id Web: www.bankbsi.co.id
95.	Pati Sudirman Branch Office	Jl. P. Sudirman No. 207, Plaza Pati Blok A1-A2, Kel. Pati Lor , Kec. Pati Kab. Pati	(021) 14040	Email: contactus@bankbsi.co.id Web: www.bankbsi.co.id
96.	Salatiga Branch Office	Jl. Diponegoro Ruko Salatiga Square No. 77-A6 dan 77-A7, Kel. Sidorejo Lor, Kec. Sidorejo Kota Salatiga	(021) 14040	Email: contactus@bankbsi.co.id Web: www.bankbsi.co.id
97.	Tegal Kh Mansyur Branch Office	Jl. KH. Mansyur No.4, Kel. Mangkukusuman, Kec. Tegal Timur Kota Tegal	(021) 14040	Email: contactus@bankbsi.co.id Web: www.bankbsi.co.id
98.	Kendal Soetta Branch Office	Jl. Raya Soekarno Hatta No. 325, Kel. Bugangin, Kec. Kendal Kab. Kendal	(021) 14040	Email: contactus@bankbsi.co.id Web: www.bankbsi.co.id
99.	Pekalongan Pemuda Branch Office	Masjid Syuhada, Jl. Pemuda No.52-54, Kel. Panjangwetan, Kec. Pekalongan Barat Kota Pekalongan	(021) 14040	Email: contactus@bankbsi.co.id Web: www.bankbsi.co.id
100.	Solo Slamet Riyadi 1 Branch Office	Jl. Slamet Riyadi No. 294, Kel. Sriwedari, Kec. Laweyan Kota Surakarta	(021) 14040	Email: contactus@bankbsi.co.id Web: www.bankbsi.co.id
101.	Solo Slamet Riyadi 2 Branch Office	Jl. Slamet Riyadi No. 318, Kel. Sriwedari, Kec. Laweyan Kota Surakarta	(021) 14040	Email: contactus@bankbsi.co.id Web: www.bankbsi.co.id
102.	Yogyakarta Sudirman Branch Office	Jl. Jend. Sudirman No. 42, Kel. Kotabaru, Kec. Gondokusuman Kota Yogyakarta	(021) 14040	Email: contactus@bankbsi.co.id Web: www.bankbsi.co.id
103.	Mataram Hasanudin Branch Office	Jl. Hasanudin No. 40, Kel. Mayura, Kec. Cakranegara Kota Mataram	(021) 14040	Email: contactus@bankbsi.co.id Web: www.bankbsi.co.id
104.	Kupang Branch Office	Jl. Mohammad Hatta No.56, Kel. Fontein, Kec. Oebobo Kota Kupang	(021) 14040	Email: contactus@bankbsi.co.id Web: www.bankbsi.co.id
105.	Bima Gajah Mada Branch Office	Jl. Gajah Mada No. 9 RT/RW 014/005, Kel. Monggonao, Kec. Mpunda Kota Bima	(021) 14040	Email: contactus@bankbsi.co.id Web: www.bankbsi.co.id
106.	Denpasar Branch Office	Jl. Raya Puputan No.114, Kel. Sumerta Kelod, Kec. Denpasar Timur Kota Denpasar	(021) 14040	Email: contactus@bankbsi.co.id Web: www.bankbsi.co.id
107.	Jember Sudirman Branch Office	Jl. P. B. Sudirman No. 41-43, Kel. Jember Lor, Kec. Patrang Kab. Jember	(021) 14040	Email: contactus@bankbsi.co.id Web: www.bankbsi.co.id
108.	Banyuwangi Basuki Rahmat Branch Office	Jl. Basuki Rakhmat No. 30, Kel. Singotrunan, Kec. Banyuwangi Kab. Banyuwangi	(021) 14040	Email: contactus@bankbsi.co.id Web: www.bankbsi.co.id
109.	Kediri Hassanudin Branch Office	Ruko Hassanuddin Business Center Jl. Hasanuddin No. 21 Kel. Dandangan, Kec. Kota Kota Kediri	(021) 14040	Email: contactus@bankbsi.co.id Web: www.bankbsi.co.id
110.	Madiun Agus Salim Branch Office	JL. Agus Salim No. 120, Kel. Pandean, Kec. Taman Kota Madiun	(021) 14040	Email: contactus@bankbsi.co.id Web: www.bankbsi.co.id
111.	Blitar Branch Office	Jl. Cokroaminoto No. 10 RT.01 RW. 02, Kel. Kepanjen Lor, Kec. Kepanjen Kidul Kota Blitar	(021) 14040	Email: contactus@bankbsi.co.id Web: www.bankbsi.co.id
112.	Malang Suprapto Branch Office	Jl. Jaksa Agung Suprapto No. 48, Kel. Rampalcelaket, Kec. Klojen Kota Malang	(021) 14040	Email: contactus@bankbsi.co.id Web: www.bankbsi.co.id
113.	Pasuruan Sudirman Branch Office	Jl. Jend. Sudirman No.77, Kel. Purworejo, Kec. Purworejo Kota Pasuruan	(021) 14040	Email: contactus@bankbsi.co.id Web: www.bankbsi.co.id

NAME AND ADDRESS OF REGIONAL OFFICE AND BRANCH OFFICE

No.	Branch Office Name	Address	No. Telp and Fax	Email and Web
114.	Surabaya Darmo Branch Office	Jl. Raya Darmo No. 15, Kel. Tegalsari, Kec. Keputran Kota Surabaya	(021) 14040	Email: contactus@bankbsi.co.id Web: www.bankbsi.co.id
115.	Sidoarjo Jenggolo Branch Office	Komplek Ruko Sentral Jenggolo A3, Jl. Jenggolo No. 9, Kel. Celep, Kec. Sidoarjo Kab. Sidoarjo	(021) 14040	Email: contactus@bankbsi.co.id Web: www.bankbsi.co.id
116.	Surabaya Basuki Rahmat Branch Office	Jl. Basuki Rachmat No. 17-19, Kel. Embong Kaliasin, Kec. Genteng Kota Surabaya	(021) 14040	Email: contactus@bankbsi.co.id Web: www.bankbsi.co.id
117.	Surabaya Dharmawangsa Branch Office	Jl. Dharmawangsa No. 115 A, Kel. Kertajaya, Kec. Gubeng Kota Surabaya	(021) 14040	Email: contactus@bankbsi.co.id Web: www.bankbsi.co.id
118.	Pamekasan Branch Office	Ruko Bani Ressidence A&B Jl. Jokotole Lombang, Kel. Barurambat Timur, Kec. Pademawu Kab. Pamekasan	(021) 14040	Email: contactus@bankbsi.co.id Web: www.bankbsi.co.id
119.	Gresik Kartini Branch Office	JL. RA. Kartini No. 180, Kel. Sidomoro, Kec. Kebomas Kab. Gresik	(021) 14040	Email: contactus@bankbsi.co.id Web: www.bankbsi.co.id
120.	Bojonegoro Branch Office	Jl. Panglima Sudirman No. 99A, Kel. Klangon, Kec. Bojonegoro Kab. Bojonegoro	(021) 14040	Email: contactus@bankbsi.co.id Web: www.bankbsi.co.id
121.	Surabaya Jemur Handayani Branch Office	Jl. Jemur Handayani No. 3, Kel. Jemur Wonosari, Kec. Wonocolo Kota Surabaya	(021) 14040	Email: contactus@bankbsi.co.id Web: www.bankbsi.co.id
122.	Jombang Branch Office	Ruko Cempaka Mas Blok A/9, Jl. Soekarno-Hatta No. 1, Kel. Desa Kepuh Kembeng, Kec. Peterongan Kab. Jombang	(021) 14040	Email: contactus@bankbsi.co.id Web: www.bankbsi.co.id
123.	Balikpapan Sudirman 1 Branch Office	Jl. Jend. Sudirman No. 330, Kel. Klandasan Ilir, Kec. Balikpapan Kota Kota Balikpapan	(021) 14040	Email: contactus@bankbsi.co.id Web: www.bankbsi.co.id
124.	Samarinda Antasari Branch Office	Jl. Antasari No. 33 RT 02, Kel. Air Putih, Kec. Samarinda Ulu Kota Samarinda	(021) 14040	Email: contactus@bankbsi.co.id Web: www.bankbsi.co.id
125.	Kutai Kartanegara Branch Office	Jl. KH. Akhmad Muksin RT. 01, Kel. Melayu, Kec. Tenggarong Kab. Kutai Kartanegara	(021) 14040	Email: contactus@bankbsi.co.id Web: www.bankbsi.co.id
126.	Bontang Branch Office	Jl. MT. Haryono No. 53, Kel. Gn. Elai, Kec. Bontang Utara Kota Bontang	(021) 14040	Email: contactus@bankbsi.co.id Web: www.bankbsi.co.id
127.	Tarakan Branch Office	Jl. Mulawarman, Kel. Karang Anyar Pantai, Kec. Tarakan Barat Kota Tarakan	(021) 14040	Email: contactus@bankbsi.co.id Web: www.bankbsi.co.id
128.	Banjarmasin Lambung Mangkurat Branch Office	Jl. Lambung Mangkurat No. 16, Kel. Kertak Baru Ulu, Kec. Banjarmasin Tengah Kota Banjarmasin	(021) 14040	Email: contactus@bankbsi.co.id Web: www.bankbsi.co.id
129.	Martapura Branch Office	Jl. A. Yani No. 20 Km. 37,4, Kel. Sungai Paring, Kec. Martapura Kab. Banjar	(021) 14040	Email: contactus@bankbsi.co.id Web: www.bankbsi.co.id
130.	Pangkalan Bun Branch Office	Jl. Sukma Arianingrat No. 14, Kel. Baru, Kec. Arut Selatan Kab. Kotawaringin Barat	(021) 14040	Email: contactus@bankbsi.co.id Web: www.bankbsi.co.id
131.	Tanjung Branch Office	Jl. Ir. Pangeran Haji Muhammad Noor No. 12, Kel. Pembataan, Kec. Murung Pudak Kab. Tabalong	(021) 14040	Email: contactus@bankbsi.co.id Web: www.bankbsi.co.id
132.	Sampit Branch Office	Jl. M. T. Haryono No. 6, Kel. Mentawa Baru Hulu, Kec. Mentawa Baru Ketapang Kab. Kotawaringin Timur	(021) 14040	Email: contactus@bankbsi.co.id Web: www.bankbsi.co.id

NAME AND ADDRESS OF REGIONAL OFFICE AND BRANCH OFFICE

No.	Branch Office Name	Address	No. Telp and Fax	Email and Web
133.	Palangkaraya Diponegoro Branch Office	Jl. Diponegoro No.10, Kel. Langkai, Kec. Pahandut Kota Palangka Raya	(021) 14040	Email: contactus@bankbsi.co.id Web: www.bankbsi.co.id
134.	Banjarbaru Branch Office	Jl. A. Yani Km 35,5 , Kel. Kelurahan Komet, Kec. Banjarbaru Utara Kota Banjarbaru	(021) 14040	Email: contactus@bankbsi.co.id Web: www.bankbsi.co.id
135.	Pontianak Abdurrachman Branch Office	Jl. Sultan Abdurrachman No. 23, Kel. Pontianak, Kec. Pontianak Kota Kota Pontianak	(021) 14040	Email: contactus@bankbsi.co.id Web: www.bankbsi.co.id
136.	Ketapang Branch Office	Jl. R. Soeprapto No. 88, Kel. Sampit, Kec. Delta Pawan Kab. Ketapang	(021) 14040	Email: contactus@bankbsi.co.id Web: www.bankbsi.co.id
137.	Sambas Branch Office	Jl. Gusti Hamzah No. 41, Kel. Desa Durian, Kec. Sambas Kab. Sambas	(021) 14040	Email: contactus@bankbsi.co.id Web: www.bankbsi.co.id
138.	Singkawang Branch Office	Jl. Alianyang No. 16 C-D, Kel. Melayu, Kec. Singkawang Barat Kota Singkawang	(021) 14040	Email: contactus@bankbsi.co.id Web: www.bankbsi.co.id
139.	Makassar 1 Branch Office	Jl. Dr. Ratulangi No.79, Kel. Labuang Baji, Kec. Mamajang Kota Makassar	(021) 14040	Email: contactus@bankbsi.co.id Web: www.bankbsi.co.id
140.	Mamuju Branch Office	Jl. Urip Sumoharjo No. 44, Kel. Karema, Kec. Mamuju Kab. Mamuju	(021) 14040	Email: contactus@bankbsi.co.id Web: www.bankbsi.co.id
141.	Bone Branch Office	Jl. Jend. Ahmad Yani No. 48, Kel. Macanang, Kec. Tanete Riattang Barat Kab. Bone	(021) 14040	Email: contactus@bankbsi.co.id Web: www.bankbsi.co.id
142.	Makassar 2 Branch Office	Jl. Dr. Sam Ratulangi No. 140, Kel. Mario, Kec. Mariso Kota Makassar	(021) 14040	Email: contactus@bankbsi.co.id Web: www.bankbsi.co.id
143.	Palopo Branch Office	Jl. Andi Jemma No.150, Kel. Tompotikka, Kec. Wara Kota Palopo	(021) 14040	Email: contactus@bankbsi.co.id Web: www.bankbsi.co.id
144.	Parepare Branch Office	Jl. Andi Makkasau No. 38, Kel. Kp. Pisang Kec. Soreang Kota Parepare	(021) 14040	Email: contactus@bankbsi.co.id Web: www.bankbsi.co.id
145.	Jayapura Branch Office	Komplek Perniagaan Kelapa Dua - Entrop Jl. Raya Kelapa Dua No. 1-2, Kel. Entrop, Kec. Jayapura Selatan Kota Jayapura	(021) 14040	Email: contactus@bankbsi.co.id Web: www.bankbsi.co.id
146.	Ternate Jatiland Branch Office	Ruko Jatiland Business Center No. 19-20, Kel. Gamalama, Kec. Ternate Tengah Kota Ternate	(021) 14040	Email: contactus@bankbsi.co.id Web: www.bankbsi.co.id
147.	Sorong Branch Office	Jl. Basuki Rahmat KM 8, Kel. Remu Sel, Kec. Sorong Utara Kota Sorong	(021) 14040	Email: contactus@bankbsi.co.id Web: www.bankbsi.co.id
148.	Ambon Branch Office	Jl. Pala No. 2, Kel. Uritetu, Kec. Sirimau, Kota Ambon	(021) 14040	Email: contactus@bankbsi.co.id Web: www.bankbsi.co.id
149.	Manado Mantos Branch Office	Jl. Tendean (Boulevard) Ruko Mantos No.11-12, Kel. Sario Utara, Kec. Sario Kota Manado	(021) 14040	Email: contactus@bankbsi.co.id Web: www.bankbsi.co.id
150.	Palu Gajah Mada Branch Office	Jl. Gajah Mada No. 77, Kel. Ujuna, Kec. Palu Barat Kota Palu	(021) 14040	Email: contactus@bankbsi.co.id Web: www.bankbsi.co.id
151.	Gorontalo Branch Office	Jl. Ahmad Yani No. 127, Kel. Heledulaa Selatan, Kec. Kota Timur Kota Gorontalo	(021) 14040	Email: contactus@bankbsi.co.id Web: www.bankbsi.co.id
152.	Luwuk Branch Office	Jl. Urip Sumoharjo No. 18C dan 18D, Kel. Karaton, Kec. Luwuk Kab. Banggai	(021) 14040	Email: contactus@bankbsi.co.id Web: www.bankbsi.co.id
153.	Kendari A Silondae 1 Branch Office	Jl. Abdullah Silondae No. 137, Kel. Korumba, Kec. Mandonga Kota Kendari	(021) 14040	Email: contactus@bankbsi.co.id Web: www.bankbsi.co.id

LIST OF ASSOCIATION MEMBERSHIP

No.	Association	Position	Scale
1.	Perhimpunan Bank Nasional (Perbanas)	Member	National
2.	Pekumpulan Bank Syariah Indonesia (Asbisindo)	General Chairman	National
3.	Islamic Financial Services Board (IFSB)	Member	International
4.	Lembaga Alternatif Penyelesaian Sengketa di Sektor Jasa Keuangan (LAPS SJK)	Member	National
5.	Forum Komunikasi Direktur Kepatuhan Perbankan (FKDKP)	Member	National
6.	Asosiasi Sistem Pembayaran Indonesia (ASPI)	Member	National
7.	Asosiasi Bank Agen Penjual Efek Reksa Dana Indonesia (ABAPERDI)	Member	National
8.	Asosiasi Emiten Indonesia (AEI)	Member	National
9.	Masyarakat Ekonomi Syariah (MES)	Member	National
10.	Ikatan Bankir Indonesia (IBI)	Member	National
11.	Ikatan Ahli Ekonomi Islam Indonesia (IAEI)	Member	National
12.	Badan Musyawarah Perbankan Daerah (BMPD)	Member	National
13.	Forum Komunikasi Industri Jasa Keuangan (FK IJK)	Member	National
14.	Forum Human Capital Indonesia (FHCI)	Member	National
15.	Indonesia Corporate Secretary Association (ICSA)	Member	National
16.	Dewan Syariah Nasional - Majelis Ulama Indonesia (DSN – MUI)	Member	National
17.	Asosiasi Kartu Kredit Indonesia (AKKI)	Member	National
18.	Asosiasi Pasar Uang dan Pasar Valuta Asing Indonesia (APUVINDO)	Member	National
19.	Kustodian Sentral Efek Indonesia (KSEI)	Member	National
20.	Securities Investor Protection Fund (SIPF)	Member	Nasional

ORGANIZATIONAL STRUCTURE

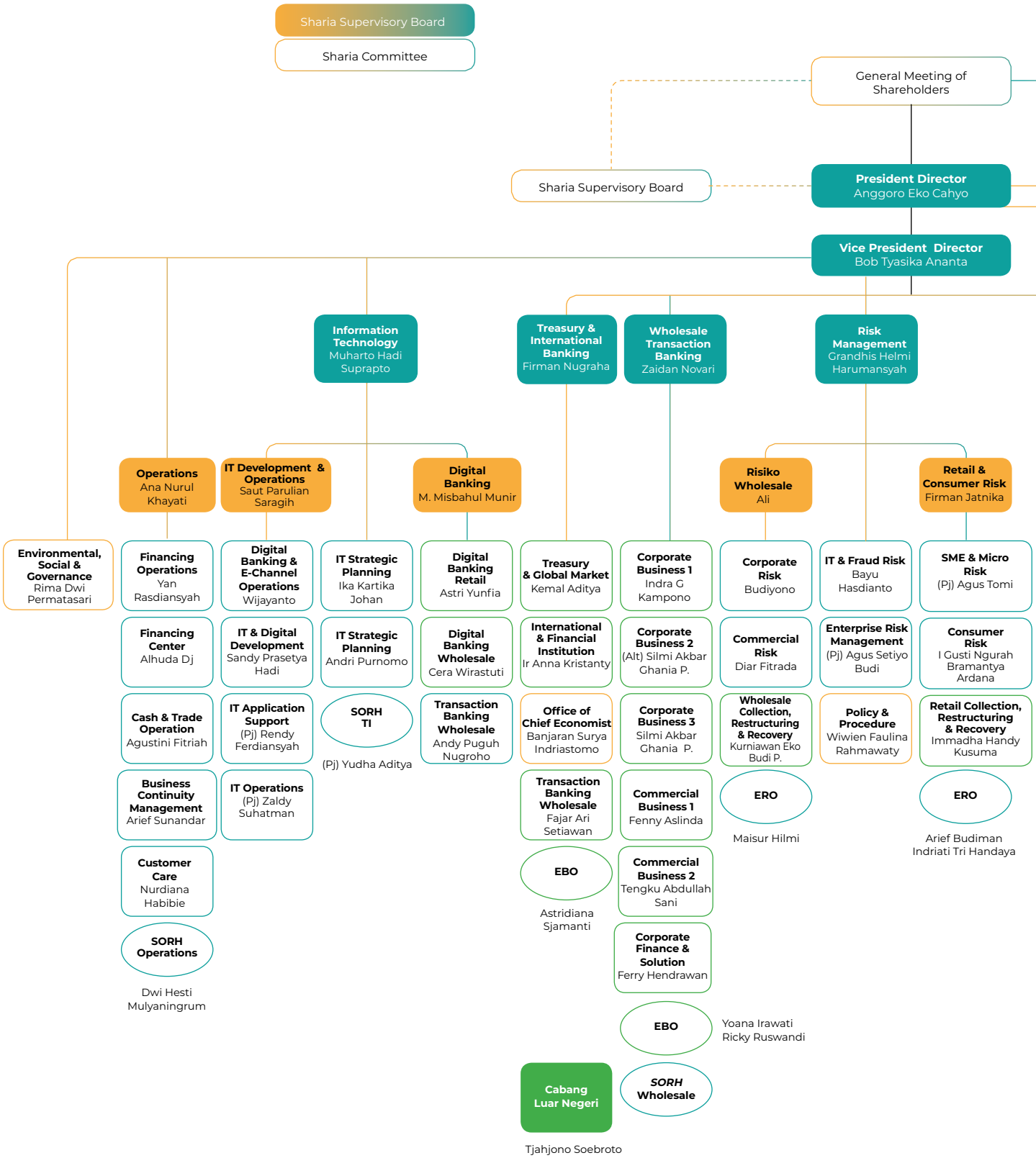

ORGANIZATIONAL STRUCTURE

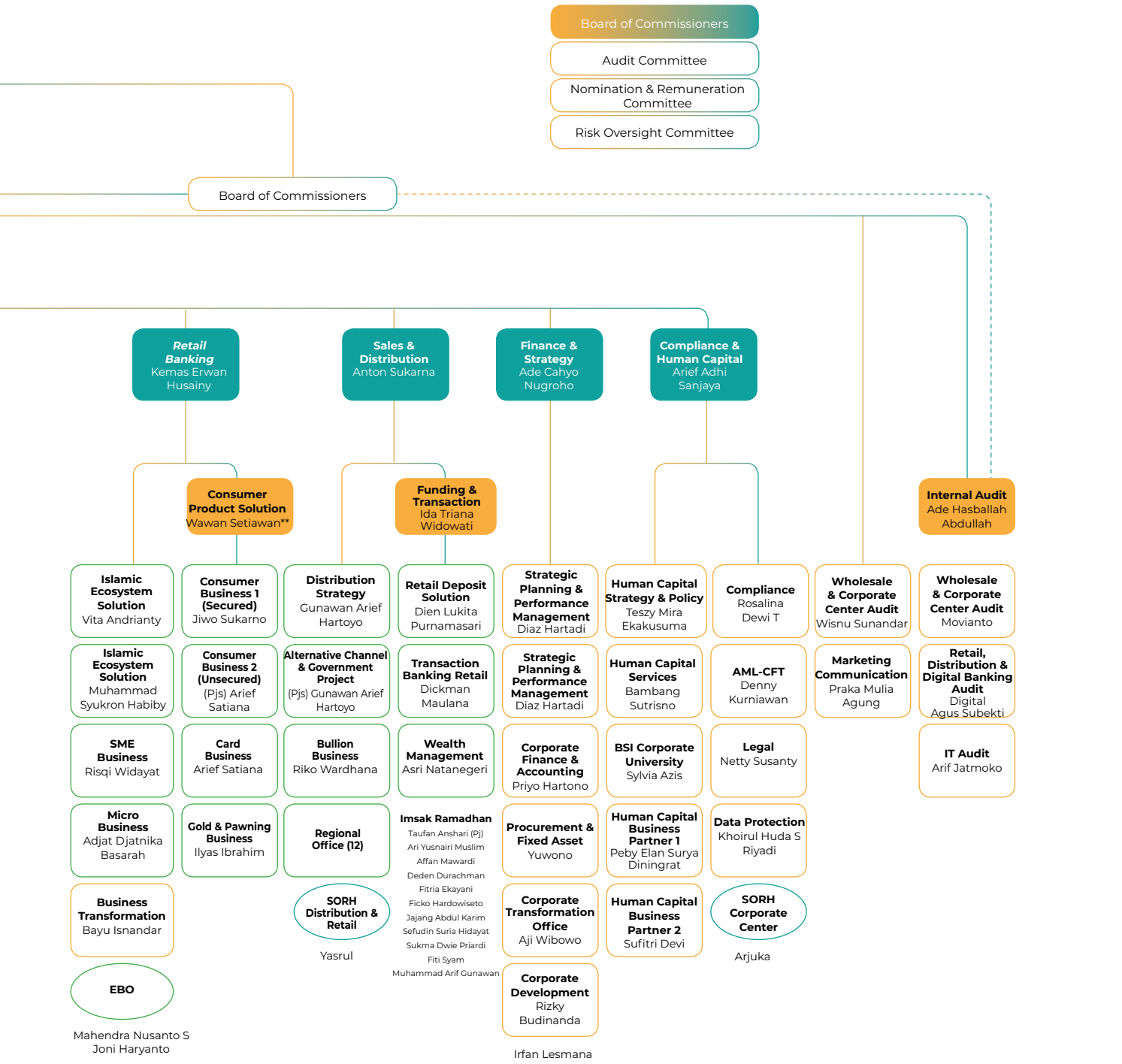

BOARD OF COMMISSIONERS PROFILE



MUHADJIR EFFENDY
President Commissioner

Indonesian Citizen
Born in Madiun, in 1956.
69 years old as of December 2025.
Domiciled in Jakarta, Indonesia

Appointment History
Appointment History
Appointed as President Commissioner for the first term through the Annual General Meeting of Shareholders held on 16 May 2025 and became effective in office on 1 September 2025.

Term of Office
2025 - 2028 (First Period).

Share Ownership
None.

Educational Background
- Bachelor's Degree, Faculty of Tarbiyah, IAIN Malang (1978).
- Bachelor of Social Education – IKIP Malang (1982).
- Master's Program in Public Administration – Gadjah Mada University (1996).
- Doctoral Program – Social Sciences – Airlangga University (2008).

Certification
- Risk Management Certification Level 6
- Basic Islamic Banking Education for Executives

Work Experience
- President Commissioner of PT Bank Syariah Indonesia Tbk, 2025–present.
- Chairman of the Honorary Council of the Central Executive Board of the Indonesian Association for the Development of Social Sciences (HIPIIS), 2025–present.
- Special Presidential Advisor for Hajj Affairs, 2024–present.
- Patron of the Central Executive Board of the Indonesian Association of Non-Formal Education Academics (IAPNFI), 2022–present.
- Chairman of the Board of Trustees of Universitas Brawijaya, 2021–present.
- Chairman of the Daily Supervisory Board of Universitas Muhammadiyah Malang (UMM), 2020–present.
- Coordinating Minister for Human Development and Cultural Affairs of the Republic of Indonesia, 2019–2024.
- Member of the Board of Trustees of Universitas Airlangga (UNAIR), 2017–present.
- Chairman of the Central Executive Board of the Indonesian Association for the Development of Social Sciences (HIPIIS), 2017–2019.
- Minister of Education and Culture of the Republic of Indonesia, 2016–2019.
- Head of the Economics and Business Division of the Central Leadership (PP) of Muhammadiyah, 2015–present.
- Chairman of the Central Executive Board of the Indonesian Association for the Development of Social Sciences (HIPIIS), 2013–2017.
- Member of the Regional Research Council (DRD) of East Java, 2014–2019.
- Deputy Head of the Education Division of Muhammadiyah Regional Leadership of East Java, 2000–2015.
- Rector of Universitas Muhammadiyah Malang (UMM), 2000–2016.

Concurrent Positions
Internal Concurrent Positions:
- Member of the Risk Monitoring Committee of PT Bank Syariah Indonesia Tbk
- Member of the Nomination and Remuneration Committee of PT Bank Syariah Indonesia Tbk

External Concurrent Positions:
- Special Presidential Advisor for Hajj Affairs of the Republic of Indonesia, 2024–present

Affiliate Relationship
None.

BOARD OF COMMISSIONERS PROFILE



FELICITAS TALLULEMBANG
Independent Commissioner

Indonesian Citizen
Born in Rantepao, in 1959.
Age 66 years old as of December 2025.
Domiciled in South Tangerang, Indonesia

Appointment History
Appointed as Independent Commissioner for the first period through the GMS on May 17, 2024. Effective on December 10, 2024.

Term of Office
2024 – 2027 (First Period).

Share Ownership
None.

Educational Background
Bachelor of Medicine from Hasanuddin University Makassar (1990).

Certification
- Risk Management Certification Level 6
- Basic Islamic Banking Education for Executives

Work Experience
- Independent Commissioner of PT Bank Syariah Indonesia Tbk, 2024-present.
- Member of the Advisory Board and Chair of the Gerindra Party's Health Research and Development Division, 2020.
- Member of Commission IV of the Indonesian House of Representatives, 2014- 2019.
- Commissioner at PT Cetara Bangun Persada, 2003-2017.
- Director of the Sinjai Regency General Hospital, 1999-2008.
- Head of the Health Center at the Galesong Utara Health Center, Takalar, 1992- 1999.
- General Practitioner at the Takalar Regency General Hospital, 1991-1992.

Concurrent Positions
Internal Concurrent Positions:
- Chairman of the Audit Committee at PT Bank Syariah Indonesia Tbk.
- Chairman of the Nomination and Remuneration Committee at PT Bank Syariah Indonesia Tbk.
- Chairman of the Risk Monitoring Committee at PT Bank Syariah Indonesia Tbk.
- Chairman of the Integrated Governance Committee (TKT) of the Mandiri Group.

External Concurrent Positions:
- Does not hold any positions in other public companies.

Affiliate Relationship:
None.

BOARD OF COMMISSIONERS PROFILE



KAMARUDDIN AMIN
Commissioner

Indonesian Citizen
Born in Bontang, in 1969.
Age 56 years old as of December 2025.
Domiciled in Central Jakarta, Indonesia

Appointment History
Appointed as Commissioner for the first term through the Annual General Meeting of Shareholders held on 16 May 2025 and became effective in office on 1 September 2025.

Term of Office
2025 - 2028 (First Period).

Share Ownership
None.

Educational Background
- Bachelor's degree from UIN Alauddin Makassar (1994).
- Master's degree from Leiden University, Netherlands (1998).
- Doctoral Degree from Bonn University, Germany (2005).

Certification
- Risk Management Certification Level 6
- Basic Islamic Banking Education for Executives

Work Experience
- Commissioner of PT Bank Syariah Indonesia Tbk, 2025–present.
- Secretary General of the Ministry of Religious Affairs of the Republic of Indonesia, 2025.
- Member of the Supervisory Board of the Education Fund Management Institution (LPDP), 2025–present.
- Member of the Supervisory Board of Ahmad Wardi Eye Hospital (RSAW), 2025–present.
- Chairman of the Executive Board of the Indonesian Waqf Board (BWI), 2024–2027.
- Leader of the National Amil Zakat Agency (BAZNAS), 2020–2025.

Concurrent Positions
Internal Concurrent Positions:
- Member of the Nomination and Remuneration Committee of PT Bank Syariah Indonesia Tbk.

External Concurrent Positions:
- Secretary General of the Ministry of Religious Affairs of the Republic of Indonesia, 2025.
- Chairman of the Executive Board of the Indonesian Waqf Board (BWI), 2024–2027.

Affiliate Relationship:
None.

BOARD OF COMMISSIONERS PROFILE



MOCHAMAD AGUS ROFIUDIN
Commissioner

Indonesian Citizen
Born in Surabaya, in 1970.
Age 55 years old as of December 2025.
Domiciled in East Jakarta, Indonesia

Appointment History
Appointed as Commissioner for the first term through the Annual General Meeting of Shareholders held on 16 May 2025 and became effective in office on 1 September 2025..

Term of Office
2025 - 2028 (First Period).

Share Ownership
None.

Educational Background
- Diploma III in Finance, Specialization in Customs and Excise, Politeknik Keuangan Negara STAN (1992).
- Bachelor of Computer Science, Faculty of Information Management, S.T.M.I.K Budi Luhur (2002).
- Master of Management, Faculty of Economics and Business, Universitas Brawijaya (2008).

Certification
- Risk Management Certification Level 6
- Basic Islamic Banking Education for Executives
- Governance Risk and Compliance Professional Advanced-Level Executive

Work Experience
- Commissioner of PT Bank Syariah Indonesia Tbk, 2025–present.
- Expert Staff to the Minister of Finance for Non-Tax State Revenue, 2025–present.
- Expert Staff to the Minister of Finance for Organization, Bureaucracy, and Information Technology, 2023–2025.
- Head of the National Single Window Agency, Ministry of Finance, 2019–2023.
- Ex Officio Leader of the National Amil Zakat Agency (BAZNAS RI), 2024–2025.
- Member of the Supervisory Board of the National Brain Center Hospital Prof. Dr. dr. Mahar Mardjono, 2021–2025.

Concurrent Positions
Internal Concurrent Positions:
- Member of the Risk Monitoring Committee of PT Bank Syariah Indonesia Tbk.

External Concurrent Position:
- Expert Staff to the Minister of Finance for Non-Tax State Revenue, 2025–present.

Affiliate Relationship:
None.

BOARD OF COMMISSIONERS PROFILE



NIZAR AHMAD SAPUTRA
Independent Commissioner

Indonesian Citizen
Born in Tasikmalaya, in 1986.
Age 39 years old as of December 2025.
Domiciled in Bandung, Indonesia

Appointment History
Appointed as Commissioner for the first term through the Annual General Meeting of Shareholders held on 16 May 2025 and became effective in office on 12 December 2025.

Term of Office
2025 - 2028 (First Period).

Share Ownership
None

Educational Background
- Bachelor's Degree from the Persatuan Islam College of Islamic Studies (STAIPI) (2012).
- Master's Degree in Communication Studies from the Islamic University of Bandung (UNISBA) (2019).

Certification
- Risk Management Certification Level 6
- Basic Islamic Banking Education for Executives

Work Experience
- Independent Commissioner of PT Bank Syariah Indonesia Tbk, 2025–present.
- Director of Human Resources and General Affairs, PT Sebaris Utama, 2024–2025.
- Assistant to the President's Special Staff for Strategic Group Communications, 2019–2023.
- Director of Operations, PT Asa Baru Indonesia, 2019–2025.
- General Manager, PD. Surya Mulya Jaya, 2014–2016.

Concurrent Positions
Internal Concurrent Positions:
- Member of the Risk Monitoring Committee of PT Bank Syariah Indonesia Tbk.
- Member of the Nomination and Remuneration Committee of PT Bank Syariah Indonesia Tbk.
- Member of the Audit Committee of PT Bank Syariah Indonesia Tbk.

External Concurrent Positions:
- Does not hold any positions in other public companies.

Affiliate Relationship:
None.

BOARD OF COMMISSIONERS PROFILE



ADDIN JAUHARUDIN
Independent Commissioner

Indonesian Citizen
Born in Cirebon, in 1980.
Age 45 years old as of December 2025.
Domiciled in Depok, Indonesia

Appointment History
Appointed as Commissioner for the first term through the Annual General Meeting of Shareholders held on 16 May 2025 and became effective after obtaining OJK approval following the fit and proper test assessment.

Term of Office
2025 - 2028 (First Period).

Share Ownership
None

Educational Background
- Bachelor's Degree from Institut Agama Islam Al'Aqidah, Department of Al-Ahwal Al-Syakhshiyyah (1998).
- Master's Degree from Trisakti University, Master of Management Program (2016).
- Doctoral Degree from Universitas Brawijaya Malang, Strategic Management Concentration (2019).

Certification
- Risk Management Certification Level 6
- Basic Islamic Banking Education for Executives

Work Experience
- Independent Commissioner of PT Bank Syariah Indonesia Tbk, 2025-present.
- Chairman of the Central Executive Board (PP) of Gerakan Pemuda Ansor, 2024–2029.
- Independent Commissioner of PT Waskita Karya (Persero) Tbk, 2023–2025.
- Head of the Halal Products Division, MES, 2021–2023.
- Supervisory Coordinator of KSP Daya Inspirasi Bangsa, 2020–2025.
- Independent Commissioner of PT Pos Indonesia (Persero), 2018–2023.
- Independent Commissioner of PT Garam (Persero), 2014–2018.

Concurrent Positions
Internal Concurrent Positions:
- Member of the Nomination and Remuneration Committee of PT Bank Syariah Indonesia Tbk
- Member of the Risk Monitoring Committee of PT Bank Syariah Indonesia Tbk
- Member of the Audit Committee of PT Bank Syariah Indonesia Tbk

External Concurrent Positions:
- Does not hold any positions in other public companies

Affiliate Relationship:
None.

BOARD OF COMMISSIONERS PROFILE



MUHAMMAD SYAFII ANTONIO
Independent Commissioner

Indonesian Citizen
Born in Sukabumi, in 1967.
Age 58 years old as of December 2025.
Domiciled in Bogor, Indonesia

Appointment History
Appointed as Commissioner for the first term through the Annual General Meeting of Shareholders held on 16 May 2025 and became effective after obtaining OJK approval following the fit and proper test assessment.

Term of Office
2025 - 2028 (First Period).

Share Ownership
None

Educational Background
- Bachelor of Arts in Islamic Studies (major) and Economics and Statistics (minor) in Jordan University (1990).
- Master of Economics in Kuala Lumpur Malaysia University (IIU) (1992).
- Doctoral of Micro Finance in University of Melbourne Australia (2004).

Certification
- Risk Management Certification Level 6
- Sharia Supervisory Board Certification

Work Experience
- Independent Commissioner of PT Bank Syariah Indonesia Tbk, 2025–present.
- President Commissioner of Asia Raya Kapital, 2024.
- Rector of Tazkia University, 2024–present.
- President Commissioner of Shafiq Digital Indonesia, 2020–present.
- Commissioner of PT Modular Inti Konstrindo, 2017–2024.
- Member of the Shariah Board of the Islamic Development Bank, Jeddah, 2016–2023.

Concurrent Positions
Internal Concurrent Positions:
- Member of the Risk Monitoring Committee of PT Bank Syariah Indonesia Tbk
- Member of the Audit Committee of PT Bank Syariah Indonesia Tbk
- Member of the Nomination and Remuneration Committee of PT Bank Syariah Indonesia Tbk

External Concurrent Positions:
- Rector of Tazkia University, 2024–present.
- President Commissioner of Shafiq Digital Indonesia, 2020–present.
- Member of the Sharia Supervisory Board of PT Schroder Investment Management Indonesia, 2015–present.
- Member of the Sharia Supervisory Board of PT PNM (Persero), 2004–present.
- Independent Party of the Audit Committee and Risk Monitoring Committee of Bank Mega Syariah, 2001–present.

Affiliate Relationship:
None.

BOARD OF COMMISSIONERS PROFILE



MEIDY FERDIANSYAH
Commissioner

Indonesian Citizen
Born in Jakarta, in 1980.
Age 45 years old as of December 2025.
Domiciled in South Tangerang, Indonesia

Appointment History
Appointment History
Appointed as Commissioner for the first term through the Annual General Meeting of Shareholders held on 16 May 2025 and became effective after obtaining OJK approval following the fit and proper test assessment.

Term of Office
2025 - 2028 (First Period).

Share Ownership
PT Bank Syariah Indonesia Tbk: 133,000 shares

Educational Background
- Bachelor's Degree of Economic in University of Indonesia (2004).
- Master of Science of Strategic Management in Prasetya Mulya Jakarta University (2016).

Certification
- Risk Management Certification Level 6
- Basic Islamic Banking Education for Executives

Work Experience
- Commissioner of PT Bank Syariah Indonesia Tbk year 2025-present.
- Chief Marketing Officer PT Asia Coach Indonesia, 2024-2025.
- VP SME Business Project PT Bank Syariah Indonesia Tbk, 2023-2024.
- VP Marketing Communication PT Bank Syariah Indonesia Tbk, 2021-2023.
- VP Marketing Communication PT Bank Syariah Mandiri, 2019-2021.
- VP Corporate Culture Design & Program PT Bank Syariah Mandiri, 2018-2019.
- VP Human Capital Business Partner Senior Manager PT Bank Syariah Mandiri, 2016-2018.
- Deputy Group Head Human Capital Group PT Bank Syariah Mandiri, 2015-2016.
- Head of Strategic Business Project PT Bank Syariah Mandiri, 2012-2015.
- Retail & Micro Project Officer PT Bank Syariah Mandiri, 2011-2012.
- Branch Manager - Pondok Bambu PT Bank Syariah Mandiri, 2010-2011.

Concurrent Positions
Internal Concurrent Positions:
- Member of the Risk Monitoring Committee of PT Bank Syariah Indonesia Tbk.

External Concurrent Positions:
- Does not hold any positions in other public companies.

Affiliate Relationship:
None.

CHANGES IN THE BOARD OF COMMISSIONERS COMPOSITION

Changes in the Board of Commissioners Composition and the Reasons

During 2025, the composition of the Board of Commissioners underwent several adjustments, which were made to align with the Bank's organizational needs and developments. The updated composition of the Board of Commissioners is as follows.

Board of Commissioners Composition as of January 1 to May 16, 2025

As of January 1, to May 16, 2025, the Board of Commissioners composition consisted of 10 (ten) members, comprising 1 (one) President Commissioner concurrently as Independent Commissioner, 1 (one) Vice President Commissioner concurrently as Independent Commissioner, 5 (five) Commissioners, and 3 (three) Independent Commissioners, as follows:

Board of Commissioners Composition as of January 1 to May 16, 2025

Name	Position	Executor	Basis of Appointment	Effective Date
Muliaman Dharmansyah Hadad	President Commissioner Concurrently Independent	OJK	Annual GMS on May 22, 2023	September 21, 2023
Adiwarman Azwar Karim	Deputy President Commissioner Concurrently Independent	OJK	Extraordinary GMS on August 24, 2021	January 31, 2022
Masduki Baidlowi	Commissioner	OJK	Extraordinary GMS on December 15, 2020	February 1, 2021
Suyanto	Commissioner	OJK	Extraordinary GMS on December 15, 2020	February 1, 2021
Abu Rokhmad	Commissioner	OJK	Annual GMS on May 22, 2023	September 21, 2023
Fauzi	Commissioner	OJK	Annual GMS on May 17, 2024	December 10, 2024
Nazaruddin	Commissioner	OJK	Annual GMS on May 17, 2024	December 10, 2024
Komaruddin Hidayat	Independent Commissioner	OJK	Extraordinary GMS on December 15, 2020	February 1, 2021
Mohamad Nasir	Independent Commissioner	OJK	Annual GMS on May 27, 2022	January 6, 2023
Felicitas Tallulembang	Independent Commissioner	OJK	Annual GMS on May 17, 2024	December 10, 2024

CHANGES IN THE BOARD OF COMMISSIONERS COMPOSITION

Board of Commissioners Composition as of December 31, 2025

Pursuant to the AGMS resolution on May 16, 2025, the Board of Commissioners composition was changed to 8 (eight) members, comprising 1 (one) President Commissioner, 3 (three) Commissioners, and 4 (four) Independent Commissioners, thereby the Board composition as of December 31, 2025, is as follows:

Board of Commissioners Composition as of December 31, 2025

Name	Position	Executor	Basis of Appointment	Effective Date
Muhadjir Effendy	President Commissioner	OJK	Annual GMS on May 16, 2025	September 1, 2025
Meidy Ferdiansyah	Commissioner	OJK	Annual GMS on May 16, 2025	Effective upon obtaining approval the Financial Service Authority (OJK)
Mochamad Agus Rofiudin	Commissioner	OJK	Annual GMS on May 16, 2025	December 12, 2025
Kamaruddin Amin	Commissioner	OJK	Annual GMS on May 16, 2025	December 12, 2025
Felicitas Tallulembang	Independent Commissioner	OJK	Annual GMS on May 17, 2024	December 10, 2024
Nizar Ahmad Saputra	Independent Commissioner	OJK	Annual GMS on May 16, 2025	December 12, 2025
Muhammad Syafii Antonio	Independent Commissioner	OJK	Annual GMS on May 16, 2025	Effective upon obtaining approval the Financial Service Authority (OJK)
Addin Jauharudin	Independent Commissioner	OJK	Annual GMS on May 16, 2025	Effective upon obtaining approval the Financial Service Authority (OJK)

BOARD OF DIRECTORS PROFILE



ANGGORO EKO CAHYO
President Director

Indonesian Citizen
Born in Jakarta, in 1969.
Age 56 years old as of December 2025.
Domiciled in South Tangerang, Indonesia

Appointment History
Appointed as President Director for the first term through the Annual General Meeting of Shareholders held on 16 May 2025 and became effective in office on 1 September 2025.

Term of Office
2025 - 2028 (First Period).

Share Ownership
None.

Educational Background
- Bachelor of Engineering & Industrial Management from the Indonesian Institute of Technology (1992).
- Master of Agribusiness, Bogor Agricultural Institute (IPB) (2002).

Certification
- Risk Management Certification Level 7
- Basic Islamic Banking Education for Executives
- The Essentials Course of The Art & Science of Coaching
- Executive Education: Developing and Loading High-Performance Teams
- Executive Education: Oxford Scenarios Program

Work Experience
- President Director of PT Bank Syariah Indonesia Tbk, 2025-present.
- President Director of BPJS Ketenagakerjaan, 2021–2025
- President Commissioner of PT Fintek Karya Nusantara (Link Aja), 2020-2021.
- Deputy President Director of PT Bank Negara Indonesia (Persero) Tbk, 2020.
- Director of Consumer Business of PT Bank Negara Indonesia (Persero) Tbk, 2019-2020.
- Finance Director of PT Bank Negara Indonesia (Persero) Tbk, 2018–2019.
- Consumer Business Director of PT Bank Negara Indonesia (Persero) Tbk, 2015–2018.
- Head of Human Capital Division PT Bank Negara Indonesia (Persero) Tbk, 2012-2015.
- Head of Network and Service Division PT Bank Negara Indonesia (Persero) Tbk, 2011-2012.
- Head of Regional Office 14 Jakarta BSD PT Bank Negara Indonesia (Persero) Tbk, 20211.
- Head of Regional Office 12 Jakarta Kota PT Bank Negara Indonesia (Persero)Tbk, 2010-2011.
- Head of Consumer Funds and Services Division PT Bank Negara Indonesia (Persero) Tbk, 2009-2010.
- Deputy Head 1 of Corporate Communication & Secretariat PT Bank Negara Indonesia (Persero), 2009.
- Vice President of Credit Card Business Marketing PT Bank Negara Indonesia (persero) Tbk, 2005-2009.
- Head of Consumer Marketing & Service Group PT Bank Negara Indonesia (Persero) Tbk, 2003-2025.

Concurrent Positions
Internal Concurrent Positions:
- Chairman of the Information Technology Steering Committee of PT Bank Syariah Indonesia Tbk.
- Chairman of the Asset & Liabilities Committee (ALCO) of PT Bank Syariah Indonesia Tbk.
- Chairman of the Business Committee of PT Bank Syariah Indonesia Tbk.
- Chairman of the Crisis Management Committee of PT Bank Syariah Indonesia Tbk.
- Business Function Approver of the Financing Committee of PT Bank Syariah Indonesia Tbk.

External Concurrent Positions:
- Does not hold any positions in other public companies

Affiliate Relationship:
None.

BOARD OF DIRECTORS PROFILE



BOB TYASIKA ANANTA
Vice President Director

Indonesian Citizen
Born in Surakarta, in 1963.
Age 62 years old as of December 2025.
Domiciled in South Jakarta, Indonesia

Appointment History
Appointed as Vice President Director for the first period through the AGMS on May 27, 2022, and received an effective decision from the OJK on September 22, 2022. He was reappointed at the Annual GMS on May 16, 2025, for the second period.

Term of Office
2022 – 2025 (First Period)
2025 – 2028 (Second Period)

Share Ownership
PT Bank Syariah Indonesia Tbk: 1,134,400 shares

Educational Background
- Bachelor of Accounting from Gadjah Mada University Yogyakarta (1986).
- Master of Finance, Business Administration from University of Oregon USA (1989).

Certification
Qualification Competency Certification 7 - Banking Risk Management Field (2024).

Work Experience
- Acting President Director of PT Bank Syariah Indonesia Tbk in 2025.
- Vice President Director of PT Bank Syariah Indonesia Tbk, 2022-present.
- Director of Human Capital & Compliance of PT Bank Negara Indonesia (Persero) Tbk, 2020-2022.
- Director of Treasury & International of PT Bank Negara Indonesia (Persero) Tbk, 2019-2020.
- Director of Risk Management of PT Bank Negara Indonesia (Persero) Tbk, 2018- 2019.
- Director of Planning & Operations of PT Bank Negara Indonesia (Persero) Tbk, 2016-2018.
- Director of Operations and Information Technology of PT Bank Negara Indonesia (Persero) Tbk, 2015-2016.

Concurrent Positions
Internal Concurrent Positions:
- Chairman of the Crisis Management Committee of PT Bank Syariah Indonesia Tbk.
- Vice Chairman of the Information Technology (IT) Steering Committee of PT Bank Syariah Indonesia Tbk.
- Vice Chairman of the Business Committee of PT Bank Syariah Indonesia Tbk.
- Vice Chairman of the Human Resources Committee of PT Bank Syariah Indonesia Tbk.
- Vice Chairman of the Assets & Liabilities Committee (ALCO) of PT Bank Syariah Indonesia Tbk.
- Member of the Policy & Procedure Committee at PT Bank Syariah Indonesia Tbk.

External Concurrent Positions:
- Does not hold any positions in other public companies.

Affiliate Relationship:
None.

BOARD OF DIRECTORS PROFILE



ANTON SUKARNA
Director of Sales & Distribution

Indonesian Citizen
Born in Bandung, in 1970.
Age 55 years old as of December 2025.
Domiciled in Depok, Indonesia

Appointment History
Appointed as Director of Sales & Distribution for the first period through the EGMS on December 15, 2020, and effectively served on February 1, 2021. He was reappointed at the Annual GMS on May 17, 2024, for the second period.

Term of Office
- 2021 - 2024 (First Period)
- 2024 - 2027 (Second Period)

Share Ownership
PT Bank Syariah Indonesia Tbk: 2,280,100 shares

Educational Background
- Bachelor of Socioeconomics of Animal Husbandry from Bogor Agricultural Institute (1994).
- Master of Small and Medium Industry Development from Bogor Agricultural Institute (2023).

Certification
Risk Management Certification Level 7

Work Experience
- Sales & Distribution Director of PT Bank Syariah Indonesia Tbk, 2021-present.
- Distribution & Sales Director of PT Bank Syariah Mandiri, 2020-2021.
- SEVP Distribution & Sales PT Bank Syariah Mandiri of 2019-2020.
- Regional Head-Region III/Jakarta of PT Bank Syariah Mandiri, 2018-2019.
- Regional Head-Region VII/Eastern Indonesia of PT Bank Syariah Mandiri, 2016- 2018.
- Group Head Commercial Banking Group of PT Bank Syariah Mandiri, 2012-2016.

Concurrent Positions
Internal Concurrent Positions:
- Member of the Crisis Management Committee of PT Bank Syariah Indonesia Tbk.
- Member of the Business Committee of PT Bank Syariah Indonesia Tbk.
- Member of the Human Resources Committee of PT Bank Syariah Indonesia Tbk.
- Member of the Assets & Liabilities Committee (ALCO) of PT Bank Syariah Indonesia Tbk.
- Member of the Crisis Management Committee at PT Bank Syariah Indonesia Tbk.

External Concurrent Positions:
Does not hold any positions in other public companies.

Hubungan Afiliasi:
None.

BOARD OF DIRECTORS PROFILE



ADE CAHYO NUGROHO
Director Finance & Strategy

Indonesian Citizen
Born in Jakarta, in 1978.
Age 47 years old as of December 2024.
Domiciled in South Jakarta, Indonesia

Appointment History
Appointed Director of Finance & Strategy for the first period through the EGMS on December 15, 2020, and effectively served on February 1, 2021. He was reappointed at the Annual GMS on May 17, 2024, for the second period.

Term of Office
- 2021 - 2024 (First Period)
- 2024 - 2027 (Second Period)

Share Ownership
PT Bank Syariah Indonesia Tbk: 2,280,100 shares

Educational Background
- Bachelor of Accounting from University of Indonesia (2003).
- Master in Business Administration from Rotterdam School of Management, Erasmus University Netherlands (2011)

Certification
Banking Risk Management Level 7

Work Experience
- Director of Finance & Strategy, PT Bank Syariah Indonesia Tbk, 2021-present.
- Director of Finance, Strategy & Treasury of PT Bank Syariah Mandiri, 2018-2021.
- Director of Finance & Strategy of PT Bank Syariah Mandiri, 2017-2018.
- Senior Executive Vice President (SEVP) Finance & Strategy of PT Bank Syariah Mandiri, 2016-2017
- Director of Finance & Strategy of PT Mandiri Tunas Finance, 2015-2016.
- Senior Executive Vice President (SEVP)/Deputy Director of PT Mandiri Tunas Finance, 2014-2015.

Concurrent Positions
Internal Concurrent Positions:
- Deputy Chairman of the Risk Management Committee at PT Bank Syariah Indonesia Tbk.
- Member of the Information Technology (IT) Steering Committee at PT Bank Syariah Indonesia Tbk.
- Member of the Policy & Procedure Committee at PT Bank Syariah Indonesia Tbk.
- Member of the Human Resources Committee at PT Bank Syariah Indonesia Tbk.
- Member of the Assets & Liabilities Committee (ALCO) of PT Bank Syariah Indonesia Tbk.
- Member of the Crisis Management Committee at PT Bank Syariah Indonesia Tbk.

External Concurrent Positions:
Does not hold any positions in other public companies.

Affiliate Relationship:
None.

BOARD OF DIRECTORS PROFILE



ZAIDAN NOVARI
Director of Wholesale Transaction Banking

Indonesian Citizen
Born in Palembang, in 1967.
Age 58 years old as of December 2025.
Domiciled in South Tangerang, Indonesia

Appointment History
Appointed as Director of Wholesale Transaction Banking for the first period through the AGM on May 27, 2022, and received an effective decision from the OJK on January 31, 2023. He was reappointed at the Annual GMS on May 16, 2025, for the second period.

Term of Office
- 2022 – 2025 (First Period)
- 2025 – 2028 (Second Period)

Share Ownership
PT Bank Syariah Indonesia Tbk: 1,071,400 shares

Educational Background
- Bachelor of Economics & Development Studies from Sriwijaya University Palembang (1991).
- Master of Financial Management from Gadjah Mada University Yogyakarta (1999).

Certification
Banking Risk Management Level 7

Work Experience
- Director of Wholesale Transaction Banking PT Bank Syariah Indonesia Tbk, 2022-present.
- Senior Vice President Commercial Banking 3 PT Bank Mandiri (Persero) Tbk, 2017- 2022.
- Vice President of PT Bank Mandiri (Persero) Tbk, 2012-2017.
- Senior Account Manager of PT Bank Mandiri (Persero) Tbk, 2008-2012.

Concurrent Positions
Internal Concurrent Positions:
- Member of the Risk Management Committee at PT Bank Syariah Indonesia Tbk.
- Member of the Business Committee at PT Bank Syariah Indonesia Tbk.
- Member of the Assets & Liabilities Committee (ALCO) of PT Bank Syariah Indonesia Tbk.

External Concurrent Positions:
Does not hold any positions in other public companies.

Affiliate Relationship:
None.

BOARD OF DIRECTORS PROFILE



GRANDHIS HELMI HARUMANSYAH
Director of Risk Management

Indonesian Citizen
Born in Ngawi, in 1981.
Age 44 years old as of December 2025.
Domiciled in South Jakarta, Indonesia

Appointment History
Appointed as Director of Risk Management for the first period through the AGM on May 22, 2023, and received an effective decision from the OJK on September 21, 2023.

Term of Office
2023 - 2026 (First Period).

Share Ownership
PT Bank Syariah Indonesia Tbk: 343,100 shares

Educational Background
- Bachelor of Industrial Engineering from University of Indonesia (2003).
- Master of Business Administration-Strategic Management from Washington University St. Louis (2013).

Certification
Banking Risk Management Level 7

Work Experience
- Director of Information Risk Management PT Bank Syariah Indonesia Tbk, 2023-present.
- Group Head Commercial Risk 1 PT Bank Mandiri (Persero) Tbk, 2020-2023.
- Head of Business Development PT Bank Mandiri (Persero) Tbk, Singapore (BMSG), 2016-2019.
- Department Head Sector Sea Port & Transportation, Corporate Banking II & IV Group PT Bank Mandiri (Persero) Tbk, 2015–2016.
- Department Head Sector Energy, Corporate Banking V Group PT Bank Mandiri (Persero) Tbk, 2015.

Concurrent Positions
Internal Concurrent Positions:
- Chairman of the Risk Management Committee at PT Bank Syariah Indonesia Tbk.
- Chairman of the Policy & Procedure Committee at PT Bank Syariah Indonesia Tbk.
- Member of the Information Technology (IT) Steering Committee of PT Bank Syariah Indonesia Tbk.
- Member of the Business Committee at PT Bank Syariah Indonesia Tbk.
- Member of the Human Resources Committee at PT Bank Syariah Indonesia Tbk.
- Member of the Assets & Liabilities Committee at PT Bank Syariah Indonesia Tbk.
- Member of the Crisis Management Committee at PT Bank Syariah Indonesia Tbk.
- Risk Function Approver of the Financing Committee at PT Bank Syariah Indonesia Tbk.

External Concurrent Positions:
Does not hold any positions in other public companies.

Affiliate Relationship:
None.

BOARD OF DIRECTORS PROFILE



KEMAS ERWAN HUSAINY
Director of Retail Banking

Indonesian Citizen
Born in Palembang, in 1975.
Age 50 years old as of December 2025.
Domiciled in Jakarta, Indonesia

Appointment History
Appointed as Director of Retail Banking for the first period through the Annual GMS on May 16, 2025, and became effective in office on October 13, 2025.

Term of Office
2025 – 2028 (First Period).

Share Ownership
PT Bank Syariah Indonesia Tbk: 220,101 shares

Educational Background
- Diploma in Electrical Engineering and Communication, Politeknik Negeri Sriwijaya (1997).
- Bachelor of Economics from Universitas Kader Bangsa Palembang (2005)
- Master of Management, Bina Darma University Palembang (2009).

Certification
- Refresher Program for Banking Risk Management Certification Level VII
- Maintenance Program for Qualification Certification Scheme Level 7 in Banking Risk Management
- Certification in Basic Education and Training on Islamic Banking for Executives

Work Experience
- Senior Executive Vice President Branding & Communication, PT Bank Syariah Indonesia Tbk, 2025.
- Group Head of Marketing Communication, PT Bank Syariah Indonesia Tbk, 2023–2025.
- Regional CEO Surabaya, PT Bank Syariah Indonesia Tbk, 2022–2023.
- Regional CEO Medan, PT Bank Syariah Indonesia Tbk, 2021–2022.
- Regional CEO Makassar, PT Bank Syariah Indonesia Tbk, 2021.
- Regional CEO Makassar, PT Bank Syariah Mandiri, 2019–2021.

Concurrent Positions
Internal Concurrent Positions:
- Member of the Crisis Management Committee of PT Bank Syariah Indonesia Tbk.
- Member of the Assets & Liabilities Committee (ALCO) of PT Bank Syariah Indonesia Tbk.
- Member of the Business Committee of PT Bank Syariah Indonesia Tbk.

External Concurrent Positions:
Does not hold any positions in other public companies.

Affiliate Relationship:
None.

BOARD OF DIRECTORS PROFILE



MUHARTO HADI SUPRAPTO
Director of Information Technology

Indonesian Citizen
Born in Bogor, in 1976.
Age 49 years old as of December 2025.
Domiciled in South Jakarta, Indonesia

Appointment History
Appointed Director of Information Technology for the first period through the Annual GMS on May 16, 2025, and became effective in office on October 13, 2025.

Term of Office
2025 – 2028 (First Period).

Share Ownership
None

Educational Background
- Bachelor's Degree in Accounting and Information Systems from Gadjah Mada University (2000).
- Master of Computer Science from the University of Kent, United Kingdom (2012).

Certification
- Banking Risk Management Level 7
- Basic Islamic Banking Training
- BSE Chief Technology Officer School Program
- BSE – Digital Strategies for Business: Leading the Next Generation Enterprise

Work Experience
- Senior Vice President, PT Bank Rakyat Indonesia (Persero) Tbk, 2021–2025.
- Vice President Information Security, PT Bank Rakyat Indonesia (Persero) Tbk, 2019–2021.
- Senior Manager IT Strategy & Planning, PT Bank Rakyat Indonesia (Persero) Tbk, 2016–2018.
- Senior Manager IT Procurement, PT Bank Rakyat Indonesia (Persero) Tbk, 2014–2016.
- IT Strategic Planning & Business Relations, PT Bank Rakyat Indonesia (Persero) Tbk, 2012–2014.
- IT Monitoring and Evaluation Officer, PT Bank Rakyat Indonesia (Persero) Tbk, 2009–2010.

Concurrent Positions
Internal Concurrent Positions:
- Member of the Risk Management Committee of PT Bank Syariah Indonesia Tbk
- Vice Chairman II of the Information Technology Steering Committee of PT Bank Syariah Indonesia Tbk
- Vice Chairman of the Crisis Management Committee of PT Bank Syariah Indonesia Tbk
- IT Task Force Forum
- Enterprise Architecture Forum A

External Concurrent Positions:
Does not hold any positions in other public companies.

Affiliate Relationship:
None.

BOARD OF DIRECTORS PROFILE



FIRMAN NUGRAHA
Director of Treasury & International Banking

Indonesian Citizen
Born in Bandung, in 1976.
Age 49 years old as of December 2025.
Domiciled in South Tangerang, Indonesia

Appointment History
Appointed as Director of Treasury & International Banking for the first period through the Annual GMS on May 16, 2025, and became effective in office on 12 December 2025.

Term of Office
2025 – 2028 (First Period).

Share Ownership
None

Educational Background
- Law Bachelor's Degree from Padjajaran University (1999).

Certification
- Banking Risk Management Certification, Intermediate Level 7
- Basic Islamic Banking Training
- Treasury Certification, Intermediate Level 7

Work Experience
- President Commissioner of PT Mandiri Manajemen Investasi (MMI), 2024–2025.
- Group Head of Treasury, PT Bank Mandiri (Persero) Tbk, 2022–2024.
- Deputy Group Head of Treasury, PT Bank Mandiri (Persero) Tbk, 2021–2022.
- Department Head of Treasury Wholesale Coverage, PT Bank Mandiri (Persero) Tbk, 2018–2021.
- Department Head of Treasury Retail Coverage, PT Bank Mandiri (Persero) Tbk, 2018.
- Chief Dealer Anchor Client, PT Bank Mandiri (Persero) Tbk, 2017.

Concurrent Positions
Internal Concurrent Positions:

- Vice Chairman 2 of the Assets & Liabilities Committee (ALCO) of PT Bank Syariah Indonesia Tbk.
- Member of the Crisis Management Committee of PT Bank Syariah Indonesia Tbk.

External Concurrent Positions:
Does not hold any positions in other public companies.

Affiliate Relationship:
None.

BOARD OF DIRECTORS PROFILE



ARIEF ADHI SANJAYA
Director of Compliance & Human Capital

Indonesian Citizen
Born in Sragen, in 1977.
Age 48 years old as of December 2025.
Domiciled in South Jakarta, Indonesia

Appointment History
Appointed as Director of Compliance & Human Capital for the first period through the Annual GMS on May 16, 2025, and became effective in office on 12 December 2025.

Term of Office
2025 – 2028 (First Period).

Share Ownership
None

Educational Background
- Diploma in Accounting from the National College of Accounting (1996-1999).
- Bachelor's Degree in Accounting from the University of Indonesia (2000-2003).
- Master of Law from the University of Indonesia (2003-2005).
- Master of Public Administration from the National University of Singapore (2006-2007).
- Master of Science from the London School of Economics and Political Science (2019-2021).

Certification
- Extension of Competency Certification for Human Resources General Manager – Jakarta.
- Induction Program on APU PPT & PPPSPM Level 7, Batch 1/2025 – Online.
- PDP – Sharia Compliance Executive Program – LPPI Jakarta.
- Basic Islamic Banking Training – LPPI Jakarta.
- Qualification Certification Level 7 (Non-Tiered) in Banking Risk Management – LSPKS Jakarta.
- Induction Program for Qualification Certification Scheme Level 7 (Non-Tiered) in Banking Risk Management – Asbisindo Jakarta.

Work Experience
- Director of Human Capital, PT Citilink Indonesia, 2023–2025.
- Director of Finance and Human Capital, PT Citilink Indonesia, 2022–2023.
- Director of Finance and Risk Management, Jakarta Industrial Estate Pulogadung, 2018–2020.
- Independent Member and Executive Secretary of the Audit Committee, Maybank Indonesia Tbk, 2018–2020.
- Technical Assistance for Education Systems Strengthening, Palladium International, 2018.
- Executive Secretary of the Board of Commissioners, Bank BNI Syariah, 2010–2018.

Concurrent Positions
Internal Concurrent Positions:
- Member of the Risk Management Committee, PT Bank Syariah Indonesia Tbk.
- Member of the Information Technology Steering Committee, PT Bank Syariah Indonesia Tbk.
- Member of the Asset & Liabilities Committee (ALCO), PT Bank Syariah Indonesia Tbk.
- Member of the Business Committee, PT Bank Syariah Indonesia Tbk.
- Member of the Crisis Management Committee, PT Bank Syariah Indonesia Tbk.
- Vice Chairman II of the Human Capital Committee, PT Bank Syariah Indonesia Tbk.
- Vice Chairman of the Policy & Procedure Committee, PT Bank Syariah Indonesia Tbk.

External Concurrent Positions:
Does not hold any positions in other public companies.

Affiliate Relationship:
None.

CHANGES IN THE BOARD OF DIRECTORS COMPOSITION

Information on Changes in the Board of Directors Composition and the Reasons

Throughout 2025, changes occurred on the Board of Directors composition, which were carried out to address the Bank's organizational needs and support strategic direction. The changes in the composition of the Directors are as follows.

Board of Directors Composition as of January 1 to May 16, 2025

As of January 1 to May 16, 2025, the Board of Directors composition consisted of 10 (ten) members, comprising 1 (one) President Director, 1 (one) Vice President Director, and 8 (eight) Directors, as follows:

Board of Directors Composition as of January 1 to May 16, 2025

Name	Position	Executor	Basis of Appointment	Effective Date
Hery Gunardi	President Director	OJK	Extraordinary GMS on December 15, 2020	February 1, 2021
Bob Tyasika Ananta	Vice President Director	OJK	Annual GMS on May 27, 2022	September 23, 2022
Ade Cahyo Nugroho	Finance & Strategy Director	OJK	Extraordinary GMS on December 15, 2020	February 1, 2021
Anton Sukarna	Sales & Distribution Director	OJK	Extraordinary GMS on December 15, 2020	February 1, 2021
Zaidan Novari	Wholesale Transaction Banking Director	OJK	Annual GMS on May 27, 2022	January 31, 2023
Saladin D. Effendi	Information Technology Director	OJK	Annual GMS on May 22, 2023	September 21, 2023
Grandhis Helmi Haumansyah	Risk Management Director	OJK	Annual GMS on May 22, 2023	September 21, 2023
Tribuana Tunggadewi	Compliance & Human Capital Director	OJK	Extraordinary GMS on December 15, 2020	February 1, 2021
Harry Gusti Utama	Retail Banking Director	OJK	Annual GMS on May 17, 2024	October 8, 2024
Ari Rizaldi	Treasury & International Banking Director	OJK	Annual GMS on May 17, 2024	October 8, 2024

CHANGES IN THE BOARD OF DIRECTORS COMPOSITION

Board of Directors Composition as of December 31, 2025

Pursuant to the AGMS resolution on May 16, 2025, the Board of Directors composition was changed to 10 (ten) members, comprising 1 (one) President Director, 1 (one) Deputy President Director, and 8 (eight) Directors. Thereby the Board composition as of December 31, 2025, is as follows:

Board of Directors Composition as of December 31, 2025

Name	Position	Executor	Basis of Appointment	Effective Date
Anggoro Eko Cahyo	President Director	OJK	Annual GMS on May 16, 2025	September 1, 2025
Bob Tyasika Ananta	Vice President Director	OJK	- Annual GMS on May 27, 2022 - Annual GMS on May 16, 2025	September 23, 2022
Anton Sukarna	Sales & Distribution Director	OJK	Extraordinary GMS on December 15, 2020	February 1, 2021
Ade Cahyo Nugroho	Finance & Strategy Director	OJK	Extraordinary GMS on December 15, 2020	February 1, 2021
Zaidan Novari	Wholesale Transaction Banking Director	OJK	- Annual GMS on May 27, 2022 - Annual GMS on May 16, 2025	Januari 31, 2023
Grandhis Helmi Haumansyah	Risk Management Director	OJK	Annual GMS on May 22, 2023	September 21, 2023
Kemas Erwan Husainy	Retail Banking Director	OJK	Annual GMS on May 16, 2025	October 13, 2025
Muharto Hadi Suprapto	Technology Information Director	OJK	Annual GMS on May 16, 2025	October 13, 2025
Firman Nugraha	Treasury & International Banking Director	OJK	Annual GMS on May 16, 2025	December 12, 2025
Arief Adhi Sanjaya	Compliance & Human Capital Director	OJK	Annual GMS on May 16, 2025	December 12, 2025

PROFILE OF THE SHARIAH SUPERVISORY BOARD



PROF. DR. KH. HASANUDIN, M.AG
Chairman of the Sharia Supervisory Board

Indonesian Citizen
Born in Cirebon, in 1961.
Age 64 years old as of December 2025.
Domiciled in Tangerang, Indonesia

Appointment History
Appointed as a Member of the Sharia Supervisory Board for the first period through the EGMS on December 15, 2020, and effectively served on February 1, 2021. Furthermore, he was appointed as Chairman of the Sharia Supervisory Board in accordance with the Deed of Statement of Resolutions of the General Meeting of Shareholders of PT Bank Syariah Indonesia Tbk No. 42 dated May 31, 2021. He was reappointed at the 2024 Annual GMS on May 17, 2024, for the second period.

Term of Office
- 2021 - 2024 (First Period).
- 2024 – 2027 (Second Period).

Share Ownership
None.

Educational Background
- Bachelor of Sharia from IAIN/UIN Syarif Hidayatullah Jakarta (1989).
- Master of Sharia from IAIN/UIN Syarif Hidayatullah Jakarta (1997).
- Doctor of Sharia farom UIN Syarif Hidayatullah Jakarta (2008).

Certification
- Capital Market Sharia Expert License (ASPM) (2021)
- Training & Courtesy Visit on Transaction Banking to Saudi Arabia (2024)
- Top Executive Learning Program (TELP) – Series II Leadership Transformation (2024)
- BSMR Induction Program for the Sharia Supervisory Board and Sharia Committee Level 4 (2024)
- BSMR Level 4 Refresher Program (2024)
- Pre-Ijtima' Sanawi (Annual Meeting) Workshop for the 9th Sharia Supervisory Board (DPS IX) in the Islamic Commercial Bank and Sharia Business Unit Sector (2024)
- Foreign Exchange Transaction Training for the Sharia Supervisory Board (2024)
- Ijtima' Sanawi (Annual Meeting) of the 20th Sharia Supervisory Board (DPS XX) (2024)
- Sharing Session at the National Working Meeting (RAKERNAS) of PT Bank Syariah Indonesia Tbk by Juan Hasang, Enterprise Solution Architect Manager, AWS Indonesia (2024)
- Workshop on Contracts and Sharia Compliance of BSI Gold Bank Products (2025)
- Top Executive Learning Program (TELP) Series I Training, 2025
- General Business English Course (2025)
- Comprehensive Wholesale Products Workshop (2025)
- Pre-Ijtima' Sanawi (Annual Meeting) Workshop for the 10th Sharia Supervisory Board (DPS X) in the Islamic Commercial Bank and Sharia Business Unit Sector (2025)
- Ijtima' Sanawi (Annual Meeting) of the 21st Sharia Supervisory Board (DPS XXI) (2025)
- Top Executive Learning Program (TELP) – Series I: Digital Banking Transformation, Speaker: Mr. Jahja Setiatmadja (President Commissioner of BCA) (2025)
- Induction Program for Risk Management Certification Level 5 (2025)

Work Experience
- Chairman of the Sharia Supervisory Board of PT Bank Syariah Indonesia Tbk, 2021-present.
- Member of the Sharia Supervisory Board of PT Bank Syariah Indonesia Tbk, 2021.
- Chairman of the Daily Executive Board of the National Sharia Council of the Indonesian Ulema Council, 2020-present.
- Chairman of the Sharia Supervisory Board of PT Sarana Multigriya Financial (Persero), 2018-present.
- Chairman of the Sharia Supervisory Board of PT Trimegah Asset Management, 2015-2024.
- Chairman of the Sharia Supervisory Board of PT Toyota Astra Finance Services, 2012-present.
- Member of the Sharia Accounting Standards Board (DSAS), Indonesian Institute of Accountants (2012-2016).
- Chairman and Member of the Sharia Supervisory Board of PT Bank BNI Syariah, 2010-2021.
- Member of the Sharia Supervisory Board of the Sharia Business Unit, PT Bank Danamon Indonesia Tbk, 2002-present.

Concurrent Positions
Other Public Companies:
Member of the Sharia Supervisory Board of UUS PT Bank Danamon Indonesia Tbk (2002-present).

Other Institutions:

- Chairman of the Daily Executive Board of the National Sharia Council of the Indonesian Ulema Council (2020-present).
- Chairman of the Sharia Supervisory Board of PT Sarana Multigriya Financial (Persero) (2018-present).
- Chairman of the Sharia Supervisory Board of PT Toyota Astra Finance Services (2012-present).

Affiliate Relationship:
None.

PROFILE OF THE SHARIAH SUPERVISORY BOARD



DR. H. MOHAMAD HIDAYAT, MBA, M.H
Member of the Sharia Supervisory Board

Indonesian Citizen
Born in Jakarta, in 1967.
Age 58 years old as of December 2025.
Domiciled in East Jakarta, Indonesia

Appointment History
Appointed as Chairman of the Sharia Supervisory Board for the first period through the EGMS on December 15, 2020, and effectively served on February 1, 2021. Furthermore, he was appointed as a Member of the Sharia Supervisory Board in accordance with the Deed of Statement of Resolutions of the General Meeting of Shareholders of PT Bank Syariah Indonesia Tbk No. 42 dated May 31, 2021. He was reappointed at the 2024 Annual GMS on May 17, 2024, for the second period.

Term of Office
- 2021 - 2024 (First Period).
- 2024 – 2027 (Second Period).

Share Ownership
None.

Educational Background
- Bachelor of Sharia from IAIN / UIN Syarief Hidayatullah Jakarta (1992).
- Master of Law from the College of Law: Institute of Business Law and Legal Management Jakarta (2004).
- Doctor of Islamic Economics and Finance from Trisakti University (2014).

Certification
- Ijtima' Sanawi (Annual Meeting) of the DPS–DSN MUI (2023).
- Training & Courtesy Visit on Transaction Banking to Saudi Arabia (2024).
- Top Executive Learning Program (TELP) – Series II (2024).
- BSMR Induction Program for the Sharia Supervisory Board and Sharia Committee Level 4 (2024).
- BSMR Level 4 Refresher Program (2024).
- Pre-Ijtima' Sanawi (Annual Meeting) Workshop for the 9th Sharia Supervisory Board (DPS IX) in the Islamic Commercial Bank and Sharia Business Unit Sector (2024).
- Foreign Exchange Transaction Training for the Sharia Supervisory Board (2024).
- Ijtima' Sanawi (Annual Meeting) of the 20th Sharia Supervisory Board (DPS XX) (2024).
- Top Executive Learning Program (TELP) – December 2024.
- Sharing Session at the National Working Meeting (RAKERNAS) of PT Bank Syariah Indonesia Tbk by Juan Hasang, Enterprise Solution Architect Manager, AWS Indonesia (2025).
- Workshop on Contracts and Sharia Compliance of BSI Gold Bank Products (2024).
- Indonesian Insurance Summit – Insurance Seminar (2025).
- Top Executive Learning Program (TELP) Series I Training, 2025.
- General Business English Course (2025).
- Comprehensive Wholesale Products Workshop (2025).
- Pre-Ijtima' Sanawi (Annual Meeting) Workshop for the 10th Sharia Supervisory Board (DPS X) in the Islamic Commercial Bank and Sharia Business Unit Sector (2025).
- Ijtima' Sanawi (Annual Meeting) of the 21st Sharia Supervisory Board (DPS XXI) (2025).
- Palm Oil Industry Focus Mastery Training, Batch 2 (2025).
- Top Executive Learning Program (TELP) – Series I: Digital Banking Transformation, Speaker: Mr. Jahja Setiatmadja (President Commissioner of BCA) (2025).
- Induction Program for Risk Management Certification Level 5 (2025).

Work Experience
- Member of the Sharia Supervisory Board of PT Bank Syariah Indonesia Tbk, 2021-present.
- Chairman of the Sharia Supervisory Board of PT Bank Syariah Indonesia Tbk, 2021.
- Chairman of the Sharia Supervisory Board of the Sharia Business Unit of PT Asuransi Jiwa Manulife Indonesia, 2020-2024.
- Chairman of the Sharia Supervisory Board of the Sharia Business Unit of PT Asuransi Allianz Life Syariah Indonesia, 2023-present.
- Chairman of the Sharia Supervisory Board of PT Bank Syariah Mandiri, 2019-2021.
- Member of the Sharia Supervisory Board of the Sharia Business Unit of PT Bank Tabungan Negara Syariah Tbk, 2018-2023.
- Chairman of the Sharia Supervisory Board of the Sharia Business Unit of PT Asuransi BRI Life Syariah, 2017-present.

Concurrent Positions
Other Public Companies: Member of the Sharia Supervisory Board of the Sharia Business Unit (UUS) of PT Bank Danamon Indonesia Tbk, 2002–present.

Other Institutions:
- Member of the Central Executive Board (DPP) of the Indonesian Association of Islamic Economists (IAEI), 2025–2030.
- Chairman of the Board of Experts of ASBISINDO, 2024–2027.
- Chairman of the Sharia Supervisory Board of the Sharia Business Unit of PT Asuransi Allianz Life Syariah Indonesia, 2023–present.
- Chairman of the Sharia Supervisory Board of the Sharia Business Unit of PT Asuransi BRI Life Syariah, 2017–present.
- Chairman of the Daily Executive Board of the National Sharia Council of the Indonesian Ulema Council (DSN–MUI), 2020–present.
- Chairman of the Sharia Supervisory Board of PT Sarana Multigriya Finansial (Persero), 2018–present.
- Chairman of the Sharia Supervisory Board of PT Toyota Astra Finance Services, 2012–present.
-

Affiliate Relationship:
None.

PROFILE OF THE SHARIAH SUPERVISORY BOARD



DR. H. ONI SAHRONI, MA
Member of the Sharia Supervisory Board

Indonesian Citizen
Born in Serang, in 1975.
Age 50 years old as of December 2025.
Domiciled in Depok, Indonesia

Appointment History
Appointed as a Member of the Supervisory Board for the first period through the EGMS on December 15, 2020 and effectively served on February 1, 2021. He was reappointed at the 2024 Annual GMS on May 17, 2024.

Term of Office
- 2021 - 2024 (First Period).
- 2024 – 2027 (Second Period).

Share Ownership
None.

Educational Background
- Bachelor of Islamic Sharia from Al-Azhar University, Cairo, Egypt (2000).
- Master of Fiqh Muqaran from Al-Azhar University, Cairo, Egypt (2005).
- Doctor of Fiqh Muqaran from Al-Azhar University, Cairo, Egypt (2009).

Certification
- Top Executive Learning Program (TELP) – Series II (2024)
- OJK Socialization on the Guidelines for Musyarakah Financing Products (2024)
- BSMR Induction Program for the Sharia Supervisory Board and Sharia Committee Level 4 (2024)
- BSMR Level 4 Refresher Program (2024)
- Pre-Ijtima' Sanawi (Annual Meeting) Workshop for the 9th Sharia Supervisory Board (DPS IX) in the Islamic Commercial Bank and Sharia Business Unit Sector (2024)
- Foreign Exchange Transaction Training for the Sharia Supervisory Board (2024)
- Ijtima' Sanawi (Annual Meeting) of the 20th Sharia Supervisory Board (DPS XX) (2024)
- Top Executive Learning Program (TELP) – December 2024
- SEOJK Socialization on Sharia Governance for Islamic Commercial Banks (BUS) and Sharia Business Units (UUS) (2025)
- Sharing Session at the National Working Meeting (RAKERNAS) of PT Bank Syariah Indonesia Tbk by Juan Hasang, Enterprise Solution Architect Manager, AWS Indonesia (2025)
- Workshop on Contracts and Sharia Compliance of BSI Gold Bank Products (2024)
- Top Executive Learning Program (TELP) Series I Training, 2025
- General Business English Course (2025)
- Comprehensive Wholesale Products Workshop (2025)
- Pre-Ijtima' Sanawi (Annual Meeting) Workshop for the 10th Sharia Supervisory Board (DPS X) in the Islamic Commercial Bank and Sharia Business Unit Sector (2025)
- Ijtima' Sanawi (Annual Meeting) of the 21st Sharia Supervisory Board (DPS XXI) (2025)
- Palm Oil Industry Focus Mastery Training, Batch 2 (2025)
- Top Executive Learning Program (TELP) – Series I: Digital Banking Transformation, Speaker: Mr. Jahja Setiatmadja (President Commissioner of BCA) (2025)
- Induction Program for Risk Management Certification Level 5 (2025)

Work Experience
- Member of the Sharia Supervisory Board of PT Bank Syariah Indonesia Tbk, 2021-present.
- Member of the Sharia Supervisory Board, PT Bank Syariah Mandiri, 2020-2021.
- Member of the Sharia Supervisory Board, Maybank Islamic Berhard Syariah, 2018- 2020.
- Member of the Sharia Supervisory Board of the Sharia Business Unit, PT Bank Maybank Indonesia Tbk, 2017-2020.
- Member of the Sharia Supervisory Board of PT BNP Paribas Investment Partners, 2016-present.
- Member of the Sharia Supervisory Board of the Sharia Business Unit, PT Adira Dinamika Multi Finance Tbk, 2012-2021.

Concurrent Positions
Other Public Companies: None.

Other Institutions:
- Member of the Sharia Supervisory Board of PT BNP Paribas Investment Partners (2016-present).
- Chairman of the Sharia Supervisory Board of LAZ Indonesian Zakat Initiative (IZI) (2016 - present).

Affiliate Relationship:
None.

PROFILE OF THE SHARIAH SUPERVISORY BOARD



PROF. DR. JAIH MUBARAK, SE, MH. M.AG
Member of the Sharia Supervisory Board

Indonesian Citizen
Born in Bogor, in 1967.
Age 58 years as of December 2025.
Domiciled in Bandung, Indonesia

Appointment History
Appointed as a Member of the Sharia Supervisory Board for the first period through the GMS on May 17, 2024 and effectively served on May 17, 2024 and received an effective decision from the OJK on October 14, 2024.

Term of Office
2024 – 2027 (First Period).

Share Ownership
None.

Educational Background
- Bachelor of Sharia from the Faculty of Sharia, Department of Religious Courts, IAIN Sunan Gunung Djati Bandung (1991).
- Bachelor of Economics from the Faculty of Economics, Ars International University (2009).
- Master of Religion from UIN Syarif Hidayatullah (formerly IAIN), Jakarta (1995).
- Master of Law from Djuanda University Bogor (2010).
- Doctorate from UIN Syarif Hidayatullah (formerly IAIN), Jakarta (1999).

Certification
- Holder of the Capital Market Sharia Expert License (ASPM) based on OJK Decree No. Kep-09/PM.223/PJ-ASPM/2021 dated 18 May 2021.
- Orientation Program for the Board of Commissioners and Sharia Supervisory Board (2024).
- BSMR Induction Program for the Sharia Supervisory Board and Sharia Committee Level 4 (2024).
- Executive Overview of Islamic Banking Seminar (2024).
- BSMR Level 4 Refresher Program with ASBISINDO (2024).
- Pre-Ijtima' Sanawi (Annual Meeting) Workshop for the 9th Sharia Supervisory Board (DPS IX) in the Islamic Commercial Bank and Sharia Business Unit Sector (2024).
- Foreign Exchange Transaction Training for the Sharia Supervisory Board (2024).
- Ijtima' Sanawi (Annual Meeting) of the 20th Sharia Supervisory Board (DPS XX) (2024).
- Top Executive Learning Program (TELP) – December 2024: Execution Matters: Plans That Change Nothing (2024).
- Sharing Session at the National Working Meeting (RAKERNAS) of PT Bank Syariah Indonesia Tbk by Juan Hasang, Enterprise Solution Architect Manager, AWS Indonesia, Topic: Bank of the Future (2024).
- Workshop on Contracts and Sharia Compliance of BSI Gold Bank Products (2025).
- Top Executive Learning Program (TELP) Series I Training, 2025.
- General Business English Course (Elementary Level) (2025).
- Comprehensive Wholesale Products Workshop (2025).
- Pre-Ijtima' Sanawi (Annual Meeting) Workshop for the 10th Sharia Supervisory Board (DPS X) in the Islamic Commercial Bank and Sharia Business Unit Sector (2025).
- Ijtima' Sanawi (Annual Meeting) of the 21st Sharia Supervisory Board (DPS XXI) (2025).
- Top Executive Learning Program (TELP) – Series I (2025).
- Induction Program for Risk Management Certification Level 5 (2025).

Work Experience
- Member of the Sharia Supervisory Board of PT Bank Syariah Indonesia Tbk, 2024-present.
- Chairman of the DPS of Bank BJB Syariah, 2022-2024.
- Professor of the Faculty of Sharia & Law at UIN Sunan Gunung Djati Bandung, 2022-present.
- Member of the DPS of the BI Defined Contribution Pension Fund, 2022-present.
- Member of the DPS of Bank Permata Sharia Business Unit, 2014-present.
- Chairman of the DPS of Al - Amin Insurance, 2010-present.

Concurrent Positions
Other Public Companies: None.

Other Institutions:
- Member of the DPS of the BI Defined Contribution Pension Fund (2022-present).
- Professor of the Faculty of Sharia & Law at UIN Sunan Gunung Djati Bandung (2022-present).
- Member of the DPS of Bank Permata Sharia Business Unit (2014-present).
- Head of the DPS of Al - Amin Insurance (2010-present).
- Secretary of the DSN Hariah Implementation Agency of the Indonesian Ulema Council (2020-present).
- Deputy Secretary of the MUI Fatwa Commission (2020-2025)
- Member of the Sharia Supervisory Board of the BI Defined Contribution Pension Fund (2022-2024).

Affiliate Relationship:
None.

PROFILE OF THE SHARIAH SUPERVISORY BOARD



DR. KH. ABDUL GHOFUR MAIMOEN, M.A.
Member of the Sharia Supervisory Board

Indonesian Citizen
Born in Rembang, in 1973.
Age 52 years old as of December 2025.
Gondan Rojo, Rembang, Indonesia Domiciled in

Appointment History
Appointed as a Member of the Sharia Supervisory Board for the first period through the GMS on May 17, 2024, and effectively served on May 17, 2024, and received an effective decision from the OJK on Januari 9, 2025.

Term of Office
2024 – 2027 (First Period).

Share Ownership
None.

Educational Background
- Bachelor of Tafsir and Ulumul Qur'an from Al Azhar University, Cairo, Egypt (1998).
- Master of Tafsir and Ulumul Qur'an from Al Azhar University, Cairo, Egypt (2004).
- Doctor of Tafsir and Ulumul Qur'an from Al Azhar University, Cairo, Egypt (2010).

Certification
- Orientation Program for the Board of Commissioners and Sharia Supervisory Board (2024)
- BSMR Induction Program for the Sharia Supervisory Board and Sharia Committee Level 4 (2024)
- Executive Overview of Islamic Banking Seminar (2024)
- Basic Training on Muamalah Maaliyah and DSN–MUI Fatwas, Day 2: DSN-related Materials
- Orientation for Basic Training of Sharia Supervisors in Islamic Banking
- Basic Training for Sharia Supervisors in Islamic Banking (PDPS): Introductory Materials and Islamic Banking Regulations
- BSMR Level 4 Refresher Program with ASBISINDO
- Ijtima' Sanawi (Annual Meeting) of the 20th Sharia Supervisory Board (DPS XX), 2024
- Sharing Session at the National Working Meeting (RAKERNAS) of PT Bank Syariah Indonesia Tbk by Juan Hasang, Enterprise Solution Architect Manager, AWS Indonesia, Topic: Bank of the Future (2024)
- Workshop on Contracts and Sharia Compliance of BSI Gold Bank Products (2025)
- General Business English Course (Elementary Level) (2025)
- Pre-Ijtima' Sanawi (Annual Meeting) Workshop for the 10th Sharia Supervisory Board (DPS X) in the Islamic Commercial Bank and Sharia Business Unit Sector (2025)
- Ijtima' Sanawi (Annual Meeting) of the 21st Sharia Supervisory Board (DPS XXI), 2025
- Induction Program for Risk Management Certification Level 5 (2025)

Work Experience
- Member of the Sharia Supervisory Board of PT Bank Syariah Indonesia Tbk, 2024-present.
- Member of the Rois Syuriah PBNU, 2022-2024.
- Member of the MUI Fatwa Commission, 2020-2025.
- Member of the Katib Syuriah PBNU, 2018-2022.
- Member of the Daily Management of DSN MUI, 2016-present.
- Head of STAI Al Anwar Serang Rembang, 2012-present.

Concurrent Positions
Other Public Companies: None.

Other Institutions:
- Member of the MUI DSN Daily Management (2016-present).
- Chairman of STAI Al Anwar Serang Rembang (2012-present).

Affiliate Relationship:
None.

CHANGES IN THE SHARIAH SUPERVISORY BOARD COMPOSITION

Changes in the Sharia Supervisory Board Composition and the Reasons

Throughout 2025, there were no changes to the composition of the Sharia Supervisory Board.

Sharia Supervisory Board Composition as of December 31, 2025

As of December 31, 2025, the Sharia Supervisory Board consisted of 5 (five) members, comprising 1 (one) Chairman and 4 (four) members, as follows:

Table of Composition and Basis of Appointment of the Board of Syariah Supervisory Year 2025

Name	Position	Executor	Basis of Appointment	Effective Date
Prof. Dr. KH. Hasanudin, M.Ag	Chairman of the Sharia Supervisory Board	OJK	Extraordinary GMS on December 15, 2020	February 1, 2021
DR. H. Mohamad Hidayat, MBA, M.H	Member of the Sharia Supervisory Board	OJK	Extraordinary GMS on December 15, 2020	February 1, 2021
Dr. H. Oni Sahroni, MA	Member of the Sharia Supervisory Board	OJK	Extraordinary GMS on December 15, 2020	February 1, 2021
Dr. KH. Abdul Ghofur Maimoen, M.A.	Member of the Sharia Supervisory Board	OJK	Annual GMS on May 17, 2024	January 10, 2025
Prof. Dr. Jaih Mubarok, SE, M.H, M.Ag	Member of the Sharia Supervisory Board	OJK	Annual GMS on May 17, 2024	October 14, 2024

EXECUTIVE OFFICERS PROFILE

PROFILE OF SENIOR EXECUTIVE VICE PRESIDENT INTERNAL (SEVP)



WAWAN SETIAWAN
Senior Executive Vice President (SEVP)
Consumer Product Solution

Indonesian Citizen
51 years old as of December 31, 2025
Domicile in South Tangerang, Indonesia

Educational Background
- Bachelor of Civil Engineering, University of Indonesia (1997).
- Master of Management, PPM School of Management, Jakarta (2000)

Work Experience
- Senior Executive Vice President (SEVP) Retail Banking PT Bank Syariah Mandiri, 2019-2021.
- Senior Vice President, Micro Banking Group Head PT Bank Mandiri (Persero) Tbk, 2016-2019.
- Vice President, Regional Retail Head of Sumatra II Regional Office, Palembang PT Bank Mandiri (Persero) Tbk, 2015-2016.
- Vice President, Deputy Regional Manager of Central Java – DIY Regional Office, Semarang PT Bank Mandiri (Persero) Tbk, 2014-2015.

Legal Basis for Appointment
Directors Decree No. 2021/64317-SK/HC-BSI February 1, 2021.



ADE HASBALLAH ABDULLAH
Senior Executive Vice President (SEVP)
Internal Audit

Indonesian Citizen
56 years old as of December 31, 2025
Domicile in Bekasi, Indonesia

Educational Background
- Bachelor of Economics in Accounting from Syiah Kuala University (1993).
- Master of Business Administration from Gadjah Mada University (2008).

Work Experience
- Senior Executive Vice President (SEVP) Internal Audit, PT Bank Syariah Indonesia Tbk, 2025.
- Chief Auditor Retail Audit, PT Bank Mandiri (Persero) Tbk, 2023–2025.
- Regional CEO II Sumatera 2, Region II Sumatera 2, PT Bank Mandiri (Persero) Tbk, 2022–2023.
- Acting Regional CEO II Sumatera 2, Region II Sumatera 2, PT Bank Mandiri (Persero) Tbk, 2021–2022.
- Regional Transaction & Consumer Head II, Region II Sumatera 2, PT Bank Mandiri (Persero) Tbk, 2021.
- Acting Regional Transaction & Consumer Head, Region II Sumatera 2, PT Bank Mandiri (Persero) Tbk, 2020–2021.

Legal Basis for Appointment
Directors Decree No. 05/578-KEP/DIR, August 13, 2025

EXECUTIVE OFFICERS PROFILE



ANA NURUL KHAYATI
Senior Executive Vice President (SEVP) Operations

Indonesian Citizen
Domicile in Depok, Indonesia
53 years old as of December 31, 2025

Educational Background
- Bachelor of Law from Gadjah Mada University (1992–1997).
- Master of Notarial Law from the University of Indonesia (2004–2006).

Work Experience
- Senior Executive Vice President (SEVP) Operations, PT Bank Syariah Indonesia Tbk, 2024–present.
- Distribution & Strategy Group Head, PT Bank Syariah Indonesia Tbk, 2023–2024.
- Audit Policy & Counterpart Group Head, PT Bank Syariah Indonesia Tbk, 2022–2023.
- Policy & Procedure Group Head, PT Bank Syariah Mandiri, 2015–2021.

Legal Basis for Appointment
Directors Decree No. 04/221-KEP/DIR dated June 7, 2024.



SAUT PARULIAN SARAGIH
Senior Executive Vice President (SEVP) IT Development & Operations

Indonesian Citizen
51 years old as of December 31, 2025
Domicile in Depok, Indonesia

Educational Background
- Bachelor of Industrial Engineering from Bandung Institute of Technology (1996).
- Master of Business Administration from London Business School (2008).

Work Experience
- Senior Executive Vice President (SEVP) of IT Development & Operations PT Bank Syariah Indonesia Tbk, 2021–present.
- Executive Vice President - Head of Strategy, Investor Relations and Partnerships Bank CIMB Niaga, 2020-2021.
- Executive Vice President - Head of Strategy Bank CIMB Niaga, 2019-2020.
- Director - Strategy and Business Development OVO PT Visionet Internasional, 2017-2019.
- Head of Business Development Sampoerna AGRO, 2014-2017.

Legal Basis for Appointment
Directors Decree No. 05/640-KEP/DIR dated September 9, 2025.

Share Ownership
None

EXECUTIVE OFFICERS PROFILE



FIRMAN JATNIKA
Senior Executive Vice President (SEVP) Retail & Consumer Risk

Indonesian Citizen
56 years old as of December 31, 2025
Domicile in South Jakarta, Indonesia

Educational Background
- Bachelor of Development Economics, Padjajaran University (1989-1995).
- Master of Economics, University of Indonesia (2001-2005).
- Doctor of Strategic Management, Padjajaran University (2014-2019).

Work Experience
- SEVP Retail & Consumer Risk PT Bank Syariah Indonesia Tbk, 2025.
- SEVP Human Capital, PT Bank Syariah Indonesia Tbk, 2024-2025.
- Regional CEO Surabaya, PT Bank Syariah Indonesia Tbk, 2021-2024.
- Group Head Distribution Strategy Group, PT Bank Syariah Mandiri, 2019-2021.
- Group Head Learning Center Mandiri Syariah University, PT Bank Syariah Mandiri, 2016-2019.
- Head of Team, Branch and People Productivity Enhancement Program, PT Bank Syariah Mandiri, 2015-2016.

Legal Basis for Appointment
Directors Decree No. 05/10342-SK/HC-BSI dated July 8, 2025.

Share Ownership
9,091.79 stock sheet



ALI
Senior Executive Vice President (SEVP) Wholesale Risk

Indonesian Citizen
47 years old as of December 31, 2025
Domicile in Jakarta, Indonesia

Educational Background
- Bachelor of Industrial Engineering from Institute Technology of Sepuluh Nopember (1997-2002).
- Master of Financial Management from University of Brawijaya (2006-2008).

Work Experience
- Senior Executive Vice President (SEVP) Wholesale Risk, PT Bank Syariah Indonesia Tbk, 2025.
- Corporate Risk Group Head, PT Bank Syariah Indonesia Tbk, 2024–2025.
- Executive Risk & Recovery Officer, PT Bank Syariah Indonesia Tbk, 2021.
- Business Risk Division Head, PT Bank BNI Syariah, 2020–2021.
- Special Assignment Senior Manager, Human Capital Division, PT Bank BNI Syariah, 2020.
- Treasury & International Division Head, PT Bank BNI Syariah, 2019–2020.

Legal Basis for Appointment
Directors Decree No. 05/458-KEP/DIR June 30, 2025.

EXECUTIVE OFFICERS PROFILE



IDA TRIANA WIDAWATI
Senior Executive Vice President Internal (SEVP) Funding & Transaction

Indonesian Citizen
55 years old as of December 31, 2025
Domicile Jakarta, Indonesia

Educational Background
- Bachelor Degree Sekolah Tinggi Hukum Bandung (1989-1993)

Work Experience
- Senior Executive Vice President (SEVP) Funding & Transaction, PT Bank Syariah Indonesia Tbk, 2025-present.
- · Project Leader – Head Office Support Stream Merge Outlet, PT Bank Syariah Indonesia Tbk, 2022.
- Institutional Banking Group Head, PT Bank Syariah Indonesia Tbk, 2021–2025.
- Project Leader – Project Darussalam, PT Bank Syariah Indonesia Tbk, 2021.
- Institutional Banking 1 Group Head, PT Bank Syariah Indonesia Tbk, 2020.
- Retail Funding Division, PT Bank BNI Syariah, 2020.

Legal Basis for Appointment
Directors Decree No. 05/458-KEP/DIR dated June 30, 2025.



M. MISBAHUL MUNIR
Senior Executive Vice President (SEVP) Digital Banking

Indonesian Citizen
54 years old as of December 31, 2025
Domicile Bekasi, Indonesia

Educational Background
- Bachelor of Engineering from Gadjah Mada University (1995).
- Master of Management from Gadjah Mada University (1997).

Work Experience
- Senior Executive Vice President (SEVP) Digital Banking, PT Bank Syariah Indonesia Tbk, 2025.
- Senior Executive Vice President (SEVP) IT Development & Operations, PT Bank Syariah Indonesia Tbk, 2025.
- Senior Executive Vice President (SEVP) Information Technology, PT Bank Syariah Indonesia Tbk, 2025.
- Project Management Office for Core Banking Modernization, PT Bank Syariah Indonesia Tbk, 2025.
- IT Strategic Planning Group Head, PT Bank Syariah Indonesia Tbk, 2024.
- Corporate Transformation Office Group Head, PT Bank Syariah Indonesia Tbk, 2023–2024.
- Strategic Planning Division Head, PT Bank BNI Syariah, 2016–2021.

Legal Basis for Appointment
Directors Decree No. 05/640-KEP/DIR dated September 9, 2025.

PROFILE OF EXECUTIVE OFFICERS

No.	Nama	Position Level
1.	Denny Kurniawan	AML - CFT Group Head
2.	Peby Elan Surya Diningrat	BSI Corporate University Group Head
3.	Riko Wardhana	Bullion Business Group Head
4.	Arief Sunandar	Business Continuity Management Group Head
5.	Bayu Isnandar	Business Transformation Group Head
6.	Arief Satiana	Card Business Group Head
7.	Agustini Fitriah	Cash & Trade Operations Group Head
8.	Banjaran Surya Indrastomo	Chief Economist
9.	Andri Purnomo	Chief Information Security Officer
10.	Fenny Aslinda	Commercial Business 1 Group Head
11.	Tengku Abdullah Sani	Commercial Business 2 Group Head
12.	Diar Fitrada	Commercial Risk Group Head
13.	Rosalina Dewi T	Compliance Group Head
14.	Praka Mulia Agung	Consumer Business 1 (Secured) Group Head
15.	I Gusti Ngurah Bramantya Ardana	Consumer Risk Group Head
16.	Indra G Kampono	Corporate Business 1 Group Head
17.	Fiti Syam	Corporate Business 2 Group Head
18.	Silmi Akbar Ghania Permana	Corporate Business 3 Group Head
19.	Jiwo Sukarno	Corporate Development Group Head
20.	Priyo Hartono	Corporate Finance & Accounting Group Head
21.	Ferry Hendrawan	Corporate Finance & Solution Group Head
22.	Budiyono	Corporate Risk Group Head
23.	Wisnu Sunandar	Corporate Secretary & Communication Group Head
24.	Aji Wibowo	Corporate Transformation Office Group Head
25.	Nurdiana Habibie	Customer Care Group Head
26.	Andy Puguh Nugroho	Data & AI Strategy Group Head
27.	Khoirul Huda S Riyadi	Data Protection Group Head
28.	Wijayanto	Digital Banking & E-Channel Operations Group Head
29.	Astri Yunfia	Digital Banking Retail Group Head
30.	Cera Wirastuti	Digital Banking Wholesale Group Head
31.	Gunawan Arief Hartoyo	Distribution Strategy Group Head
32.	Agus Setiyo Budi	Enterprise Risk Management Group Head
33.	Rima Dwi Permatasari	Environmental, Social & Governance Group Head
34.	Yoana Irawati	Executive Business Officer
35.	Mahendra Nusanto S	Executive Business Officer
36.	Astridiana Sjamanti	Executive Business Officer
37.	Ricky Ruswandi	Executive Business Officer
38.	Joni Haryanto	Executive Business Officer
39.	Indriati Tri Handayani	Executive Risk & Recovery Officer - Support Litigasi Recovery
40.	Arief Budiman	Executive Risk & Recovery Officer Retail & Consumer (ERO-R)

PROFILE OF EXECUTIVE OFFICERS

No.	Nama	Position Level
41.	Maisur Hilmi	Executive Risk & Recovery Officer Wholesale (ERO-W)
42.	Alhuda Dj	Financing Center Group Head
43.	Yan Rasdiansyah	Financing Operations Group Head
44.	Ilyas Ibrahim	Gold & Pawning Business Group Head
45.	Sylvia Azis	Human Capital Business Partner 1 Group Head
46.	Sufitri Devi	Human Capital Business Partner 2 Group Head
47.	Bambang Sutrisno	Human Capital Services Group Head
48.	Teszy Mira Eka Kusuma	Human Capital Strategy & Policy Group Head
49.	Vita Andrianty	Institutional Banking Group Head
50.	Ir Anna Kristanty	International & Financial Institution Group Head
51.	Rizky Budinanda	Investor Relation Group Head
52.	Muhammad Syukron Habiby	Islamic Ecosystem Solution Group Head
53.	Sandy Prasetya Hadi	IT & Digital Development Group Head
54.	Bayu Hasdianto	IT & Fraud Risk Group Head
55.	Rendy Ferdiansyah	IT Application Support Group Head
56.	Arif Jatmoko	IT Audit Group Head
57.	Zaldy Suhatman	IT Operations Group Head
58.	Ika Kartika Johan	IT Strategic Planning Group Head
59.	Netty Susanty	Legal Group Head
60.	Muhammad Arif Gunawan	Marketing Communication Group Head
61.	Adjat Djatnika Basarah	Micro Business Group Head
62.	Wiwien Faulina Rahmawaty	Policy & Procedure Group Head
63.	Yuwono	Procurement & Fixed Asset Group Head
64.	Deden Durachman	Regional CEO
65.	Ari Yusnairy Muslim	Regional CEO
66.	Sukma Dwie Priardi	Regional CEO
67.	Fitria Ekayani	Regional CEO
68.	Ficko Hardowiseto	Regional CEO
69.	Imsak Ramadhan	Regional CEO
70.	Jajang Abdul Karim	Regional CEO
71.	Sefudin Suria Hidayat	Regional CEO
72.	Affan Mawardi	Regional CEO
73.	Taufan Anshari	Regional CEO
74.	Immadha Handy Kusuma	Retail Collection, Restructuring & Recovery Group Head
75.	Dien Lukita Purnamasari	Retail Deposit Solution Group Head
76.	Agus Subekti	Retail, Distribution & Digital Banking Audit Group Head
77.	Arjuka	Senior Operational Risk Head Corporate Center
78.	Yasrul	Senior Operational Risk Head Distribution & Retail
79.	Yudha Aditya	Senior Operational Risk Head IT
80.	Dwi Hesti Mulyaningrum	Senior Operational Risk Head Operations

PROFILE OF EXECUTIVE OFFICERS

No.	Nama	Position Level
81.	Zulaicha	Senior Operational Risk Head Wholesale
82.	Agus Tomi	SME & Micro Risk Group Head
83.	Risqi Widayat	SME Business Group Head
84.	Diaz Hartadi	Strategic Planning & Performance Management Group Head
85.	Dickman Maulana	Transaction Banking Retail Group Head
86.	Fajar Ari Setiawan	Transaction Banking Wholesale Group Head
87.	Kemal Aditya	Treasury & Global Market Group Head
88.	Asri Natanegeri	Wealth Management Group Head
89.	Movianto	Wholesale & Corporate Center Audit Group Head
90.	Kurniawan Eko Budi P.	Wholesale Collection, Restructuring & Recovery Group Head

PROFILE OF EMPLOYEE

Employees by Gender

(in person)

Gender	2024	2025
Male	10,168	9,798
Female	7,066	6,783
Total	**17,234**	**16,581**

Employees by Job Position

(in person)

Position Level	Job Position	2024			2025		
		Male	Female	Total	Male	Female	Total
N2	Group Head, Regional Head, Project Manager	69	26	95	67	25	92
N3	Dean, Area Manager, Dept Head, Manager	371	112	483	412	132	544
N4	Manager, Team Leader & Branch Manager, Sec, Head	1,785	578	2,363	1,851	632	2,483
N5	Relationship Officer, Branch Manager (Cash Outlet Manager), Officer, ODP	3,587	2,189	5,776	3,510	2,170	5,680
N6	Staff/Executor/Basic Employee	4,356	4,161	8,517	3,958	3,824	7,782
Total		**10,168**	**7,066**	**17,234**	**9,798**	**9,798**	**6,783**

PROFILE OF EXECUTIVE OFFICERS

Employees by Age Range

(in person)

Age Range	2024			2025		
	Male	Female	Total	Male	Female	Total
18-25 Years Old	137	221	358	215	231	446
26-35 Yeas Old	3,722	3,870	7,592	3,056	3,261	6,317
36-45 Yeas Old	5,077	2,578	7,655	5,189	2,817	8,006
Above 45 Yeas Old	1,232	397	1,629	1,338	474	1,812
Total	**10,168**	**7,066**	**17,234**	**9,798**	**6,783**	**16,581**

Employees By Education Level

(in person)

Education Level	2024			2025		
	Male	Female	Total	Male	Female	Total
Senior High School	25	4	29	23	6	29
Diploma	829	743	1,572	747	675	1,422
Bachelor Degree	8,610	5,993	14,603	8,307	5,753	14,060
Master Degree	693	323	1,016	710	345	1,055
Doctoral Degree	11	3	14	11	4	15
Total	**10,168**	**7,066**	**17,234**	**9,798**	**6,783**	**16,581**

Employees by Employment Status

(in person)

Employment Status	2024*			2025		
	Male	Female	Total	Male	Female	Total
Permanent Employees	9,860	6,831	16,691	9,625	6,649	16,274
Contract Employees	308	235	543	173	134	307
Outsourcing	5,746	994	6,740	6,798	6,783	16,581
Total	**15,914**	**8,060**	**23,974**	**16,596**	**13,566**	**33,162**

Notes: *restatement

SHAREHOLDERS COMPOSITION

LIST OF SHAREHOLDERS

Shareholders List as of January 1, 2025

Shareholders	Nominal Value of Rp500 per Share		Ownership (%)
	Number of Shares (sheets)	Nominal (Rp)	
AUTHORIZED CAPITAL	**80,000,000,000**	**40,000,000,000,000**	
Series A Dwiwarna Shares			
Republic of Indonesia	**1**	**500**	0.00
Series B Shares			
PT Bank Mandiri (Persero) Tbk	23,740,608,436	11,870,304,218,000	51.47
PT Bank Negara Indonesia (Persero) Tbk	10,720,230,418	5,360,115,209,000	23.24
PT Bank Rakyat Indonesia (Persero) Tbk	7,092,761,655	3,546,380,827,500	15.38
Public	4,560,108,228	2,280,054,114,000	9.90
ISSUED AND PAID-UP CAPITAL	**46,129,260,138**	**23,064,630,069,000**	**100.00**
SHARES IN PORTEPEL	**33,870,739,862**	**16,935,369,931,000**	

Shareholders List as of December 31, 2025

Shareholders	Nominal Value of Rp500 per Share		Ownership (%)
	Number of Shares (sheets)	Nominal (Rp)	
AUTHORIZED CAPITAL	**80,000,000,000**	**40,000,000,000,000**	
Series A Dwiwarna Shares			
Republic of Indonesia	**1**	**500**	0.00
Series B Shares			
PT Bank Mandiri (Persero) Tbk	23,740,608,436	11,870,304,218,000	51.47
PT Bank Negara Indonesia (Persero) Tbk	10,720,230,418	5,360,115,209,000	23.24
PT Bank Rakyat Indonesia (Persero) Tbk	7,092,761,655	3,546,380,827,500	15.38
Public	4,568,197,426	2,284,098,713,500	9.90
ISSUED AND PAID-UP CAPITAL	**46,129,260,138**	**23,064,630,069,000**	**100.00**
SHARES IN PORTEPEL	**33,870,739,862**	**16,935,369,931,000**	

SHAREHOLDERS COMPOSITION

SHAREHOLDERS COMPOSITION BY OWNERSHIP STATUS

Shareholder Composition Based on Ownership Status as of January 1, 2025

Shareholders	Number of Shareholders	Total Shares	Ownership (%)
National			
Republic of Indonesia	1	1	0.00000
Limited Liability Company	105	13,202,748	0.02862
Pension Fund	69	417,970,398	0.90609
Foundation	16	184,489,885	0.39994
Mutual Fund	183	482,446,859	1.04586
Insurance	151	444,061,001	0.96264
Cooperative	9	399,300	0.00087
Indonesian Individual	119.208	903,265,377	1.95812
Bank	6	41,558,600,698	90.09163
Sub Total	**119.748**	**44,004,436,267**	**95.39376**
Foreign			
Foreign Business Entity	245	2,122,440,594	4.60107
Foreign Individual	98	2,383,277	0.00517
Sub Total	**343**	**2,124,823,871**	**4.60624**
TOTAL	**120,091**	**46,129,260,138**	**100.00000%**

Shareholder Composition Based on Ownership Status as of December 31, 2025

Shareholders	Number of Shareholders	Total Shares	Ownership (%)
National			
Republic of Indonesia	1	1	0.00000
Limited Liability Company	144	18,422,906	0.03994
Pension Fund	51	421,594,531	0.91394
Foundation	22	152,234,482	0.33002
Mutual Fund	108	139,350,328	0.30209
Insurance	90	148,334,366	0.32156
Cooperative	10	702,094	0.00152
Indonesian Individual	134,541	947,221,765	2.05341
Bank	6	41,559,335,598	90.09322
Sub Total	**134,973**	**43,387,196,071**	**94.05570**
Foreign			
Foreign Business Entity	222	2,741,553,226	5.94320
Foreign Individual	98	510,841	0.00111
Sub Total	**320**	**2,742,064,067**	**5.94431**
TOTAL	**135,293**	**46,129,260,138**	**100.00000%**

SHAREHOLDERS COMPOSITION

COMPOSITION OF THE 20 LARGEST SHAREHOLDERS

Composition of 20 Largest BSI Shareholders as of January 1, 2025

No.	Investor	Status	Total Shares	Ownership (%)
1.	PT BANK MANDIRI (PERSERO) TBK	Bank	23,740,608,436	51.4654004
2.	PT BNI (PERSERO) TBK-DIVISI PPA	Bank	10,720,230,418	23.2395455
3.	PT BANK RAKYAT INDONESIA (PERSERO) TBK	Bank	7,092,761,655	15.3758409
4.	DPLK BANK RAKYAT INDONESIA - SAHAM SYARIAH	Pension Fund	222,755,500	0.4828942
5.	CITIBANK NEW YORK S/A GOVERNMENT OF NORWAY	Foreign Business Entity	165,439,095	0.3586424
6.	JPMCB NA RE-EMERGING MARKETS EQUITY FUND	Foreign Business Entity	127,432,800	0.2762516
7.	JPMCB NA RE-EMERGING MARKETS GROWTH FUND	Foreign Business Entity	123,109,247	0.2668789
8.	YAYASAN KESEJAHTERAAN PEKERJA BRI	Foundation	120,921,942	0.2621372
9.	SSB HG22 SMALLCAP WORLD FUND INC. -21839	Foreign Business Entity	109,635,200	0.2376695
10.	PT. PRUDENTIAL LIFE ASSURANCE - REF	Insurance	106,346,346	0.2305399
11.	SUWANTARA GOTAMA	Indonesian Individuals	105,000,000	0.2276213
12.	BBH LUXEMBOURG S/A REDWHEEL FUNDS - REDW	Foreign Business Entity	93,847,600	0.2034448
13.	SSB SBGL SWEDBANK ROBUR GLOBAL EMERGING	Foreign Business Entity	80,000,000	0.1734257
14.	JP MORGAN SECURITIES PLC	Foreign Business Entity	64,810,200	0.1404969
15.	CITIBANK SINGAPORE S/A ART A/C PUBLIC AS	Foreign Business Entity	62,606,600	0.1357199
16.	JPMCB NA RE-VANGUARD TOTAL INTERNATIONAL	Foreign Business Entity	57,726,023	0.1251397
17.	YAYASAN KESEJAHTERAAN PEKERJA BRI - PROS	Foundation	54,076,600	0.1172284
18.	JPMCB NA RE - VANGUARD EMERGING MARKETS	Foreign Business Entity	53,769,690	0.1165631
19.	REKSA DANA SUCORINVEST EQUITY FUND	Mutual Funds	51,560,800	0.1117746
20.	CITIBANK HONG KONG S/A KIA -FUND 208	Foreign Business Entity	51,324,700	0.1112628

Composition of 20 Largest BSI Shareholders as of December 31, 2025

No.	Investor Name	Status	Number of Shares	Ownership (%)
1.	PT BANK MANDIRI (PERSERO) TBK	Bank	23,740,608,438	51.4554004
2.	PT BNI (PERSERO) TBK – DIVISI PPA	Bank	10,720,230,418	23.2395455
3.	PT BANK RAKYAT INDONESIA (PERSERO) TBK	Bank	7,092,761,655	15.3758409
4.	BNP PARIBAS N.Y. B.E. EMPLOYEES PROVIDENT BOARD	Foreign Entity	539,878,300	1.17035985
5.	SSB 25KG FIDELITY INVESTMENT INST. FIDELITY SFMDF	Foreign Entity	216,079,034	0.4684206

SHAREHOLDERS COMPOSITION

No.	Investor Name	Status	Number of Shares	Ownership (%)
6.	DPLK BANK RAKYAT INDONESIA A – SAHAM SYARIAH	Pension Fund	205,028,600	0.4446454
7.	SSB SBGI SWEDBANK ROBUR GLOBAL EMERGING	Foreign Entity	125,905,000	0.2729336
8.	NTIC – FIDELITY INVESTMENT TRUST – FIDELITY	Foreign Entity	109,806,200	0.2380402
9.	CITIBANK NEW YORK S/A GOVERNMENT OF NORWAY	Foreign Entity	102,227,595	0.2216112
10.	NTIC – FIDELITY INVESTMENT TRUST FIDELITY EMERGING ASIA FUND	Foreign Entity	94,928,541	0.2057881
11.	YAYASAN KESEJAHTERAAN PEKERJA BRI	Foundation	92,247,242	0.1999756
12.	BBH LUXEMBOURG S/A REDWHEEL FUNDS – REDWHEEL NEXT GENERATION EMERGING MARKETS EQUITY	Foreign Entity	89,973,900	0.1950474
13.	NTIC – FIDELITY INVESTMENT TRUST – FIDELITY	Foreign Entity	86,888,710	0.1879256
14.	CITIBANK SINGAPORE PTE. LTD. A/C PUBLIC ISLAMIC ASEAN GROWTH FUND	Foreign Entity	72,343,000	0.1568267
15.	NTIC – FAM EMERGING MARKETS OPPORTUNITIES	Foreign Entity	65,433,043	0.1418472
16.	CITIBANK NEW YORK S/A GOVERNMENT OF NORWAY	Foreign Entity	57,638,000	0.1249489
17.	CITIBANK HONG KONG S/A KIA FUND 208	Foreign Entity	51,324,700	0.1112828
18.	PT TASPEN SYARIAH (PENSIUN) – FVPL	Pension Fund	49,575,600	0.1074710
19.	PT TASPEN SYARIAH (PENSIUN) – FVPL	Pension Fund	49,406,800	0.1071051
20.	JPMCB N.A. RE VANGUARD TOTAL INTERNATIONAL STOCK INDEX FUND	Foreign Entity	48,235,823	0.1045567

COMPOSITION OF SHAREHOLDERS WITH 5% OR MORE OWNERSHIP

Shareholders with 5% or More Ownership per January 1, 2025

Shareholders	Total Shares (sheets)	Ownership (%)
PT Bank Mandiri (Persero) Tbk	23,740,608,436	51.47
PT Bank Negara Indonesia (Persero) Tbk	10,720,230,418	23.24
PT Bank Rakyat Indonesia (Persero) Tbk	7,092,761,655	15.38
Total	**41,553,600,509**	**90.09**

Shareholders with 5% or More Ownership per December 31, 2025

Shareholders	Total Shares (sheets)	Ownership (%)
PT Bank Mandiri (Persero) Tbk	23,740,608,436	51.47
PT Bank Negara Indonesia (Persero) Tbk	10,720,230,418	23.24
PT Bank Rakyat Indonesia (Persero) Tbk	7,092,761,655	15.38
Total	**41,553,600,509**	**90.09**

SHAREHOLDERS COMPOSITION

COMPOSITION OF PUBLIC SHAREHOLDERS WITH LESS THAN 5% OWNERSHIP

Public Shareholder Groups with Less Than 5% Ownership per January 1, 2025

Shareholders	Number of Shareholders	Number of Shares (Sheets)	Ownership (%)
National			
Republic of Indonesia	1	1	0.00000
Limited Liability Company	105	13,202,748	0.02862
Pension Fund	69	417,970,398	0.90609
Foundation	16	184,489,885	0.39994
Mutual Fund	183	482,446,859	1.04586
Insurance	151	444,061,001	0.96264
Cooperative	9	399,300	0.00087
Indonesian Individual	119,208	903,265,377	1.95812
Bank	3	5,000,089	0.01084
Sub Total	**119,745**	**2,450.835,658**	**5.31297**
Foreign			
Foreign Business Entity	245	2,122,440,594	4.60107
Foreign Individual	98	2,383,277	0.00517
Sub Total	**343**	**2,124,823,871**	**4.60624**
TOTAL	**120,088**	**4,575,659,529**	**9.91921%**

Public Shareholders Composition Holding Less Than 5% per December 31, 2025

Shareholders	Number of Shareholders	Number of Shares (Sheets)	Ownership (%)
National			
Republic of Indonesia	1	1	0.00000
Limited Liability Company	144	18,422,906	0.40263
Pension Fund	51	421,594,531	9.21385
Foundation	22	152,234,482	3.32705
Mutual Fund	108	139,350,328	3.04547
Insurance	90	148,334,366	3.24181
Cooperative	10	702,094	0.01534
Indonesian Individual	134,541	947,221,765	2.05341
Bank	3	5,735,089	0.01243
Sub Total	**134,970**	**1,833,595,562**	**3.97491**
Foreign			
Foreign Business Entity	222	2,741,553,226	5.94320
Foreign Individual	98	510,841	0.00111
Sub Total	**320**	**2,742,064,067**	**5.94431**
TOTAL	**135,290**	**4,575,659,629**	**9.91921%**

SHAREHOLDERS COMPOSITION

SHARE OWNERSHIP BY THE BOARD OF COMMISSIONERS AND BOARD OF DIRECTORS

Share Ownership by the Board of Commissioners and Board of Directors of BSI per January 1, 2025

No.	Name	Position	Total Shares	Ownership (%)
Board of Commissioner				
1.	Muliaman Dharmansyah Hadad	President Commissioner Concurrently Independent	0	0.00000%
2.	Adiwarman Azwar Karim	Vice President Commissioner Concurrently Independent	0	0.00000%
3.	Komaruddin Hidayat	Commissioner Independent	0	0.00000%
4.	Felicitas Tallulembang	Commissioner Independent	0	0.00000%
5.	Mohamad Nasir	Commissioner Independent	0	0.00000%
6.	Suyanto	Commissioner	1,086,400.00	0.00236%
7.	Masduki Baidlowi	Commissioner	1,086,400.00	0.00236%
8.	Abu Rokhmad	Commissioner	163,500.00	0.00035%
9.	Fauzi	Commissioner	115,000.00	0.00025%
10.	Nazaruddin	Commissioner	0	0.00000%
Board of Directors				
1.	Hery Gunardi	President Director	3,354,400	0,00727%
2.	Bob Tyasika Ananta	Vice President Director	1,134,400	0,00246%
3.	Tribuana Tunggadewi	Compliance & Human Capital Director	2,280,100	0,00494%
4.	Anton Sukarna	Sales & Distribution Director	2,280,100	0,00494%
5.	Ade Cahyo Nugraha	Finance & Strategy Director	2,280,100	0,00494%
6.	Zaidan Novari	Wholesale Transaction Banking Director	1,071,400	0,00232%
7.	Saladin Dharmanugraha Effendi	Information Technology Director	343,100	0,00074%
8.	Grandhis Helmi Harumansyah	Risk Management Director	343,100	0,00074%
9.	Ari Rizaldi	Treasury & International Banking Director	13,400	0,00003%
10.	Harry Gusti Utama	Retail Banking Director	0	0,00000%

Share Ownership by the Board of Commissioners and Board of Directors of BSI per December 31, 2025

No.	Name	Position	Total Shares	Ownership (%)
Board of Commissioner				
1.	Muhadjir Effendy	President Commissioner	0	0.00000%
2.	Felicitas Tallulembang	Independent Commissioner	0	0.00000%
3.	Meidy Ferdiansyah	Commissioner	133,000	0.00029%
4.	Mochamad Agus Rofiudin	Commissioner	0	0.00000%
5.	Kamaruddin Amin	Commissioner	0	0.00000%
6.	Nizar Ahmad Saputra	Independent Commissioner	0	0.00000%
7.	Muhammad Syafii Antonio	Independent Commissioner	0	0.00000%
8.	Addin Jauharudin	Independent Commissioner	0	0.00000%

SHAREHOLDERS COMPOSITION

No.	Name	Position	Total Shares	Ownership (%)
Board of Directors				
1.	Anggoro Eko Cahyo	President Director	1,134,400	0.00246%
2.	Bob Tyasika Ananta	Vice President Director	220,101	0.00048%
3.	Kemas Erwan Husainy	Retail Banking Director	0	0.00000%
4.	Muharto	Information Technology Director	2,280,100	0.00494%
5.	Ade Cahyo Nugroho	Finance & Strategy Director	2,280,100	0.00494%
6.	Anton Sukarna	Sales & Distribution Director	0	0.00000%
7.	Arief Adhi Sanjaya	Compliance & Human Capital Director	343,100	0.00074%
8.	Grandhis Helmi Harumansyah	Risk Management Director	1,071,400	0.00232%
9.	Zaidan Novari	Wholesale Transaction Banking Director	0	0.00000%
10.	Firman Nugraha	Treasury & International Banking Director	0	0.00000%

Indirect Share Ownership by Board of Commissioners and Board of Directors

Indirect Share Ownership by Board of Commissioners and Board of Directors

Share Ownership by Senior Management

Up to the end of December 2025, none of the Bank's Senior Management held shares, either directly or indirectly.

SHAREHOLDERS CLASSIFICATION

BSI Shareholder Classification per December 31, 2025

Share Ownership	Number of Shareholders	Total Shares	Ownership (%)
Local Institution	432	42,439,974,306	92.00229%
Foreign Institution	222	2,741,553,226	5.94320%
Local Individual	134,541	947,221,765	2.05341%
Foreign Individual	98	510,841	0.00111%
Total	**135,293**	**46,129,260,138**	**100.00000%**

MAJOR AND CONTROLLING SHAREHOLDERS

The Bank has two classifications of shares, namely Series A Dwiwarna Shares and Series B Shares. The single Series A Dwiwarna Share is owned by the Government of the Republic of Indonesia, represented by the BP BUMN, while Series B Shares constitute ordinary shares held by other shareholders.



The majority of the Bank's Series B Shares are owned by PT Bank Mandiri (Persero) Tbk, with a shareholding of 51.47%. Accordingly, PT Bank Mandiri (Persero) Tbk serves as the Bank's Principal and Controlling Shareholder, and there is no other indirect principal or controlling shareholder.

LIST OF SUBSIDIARIES, ASSOCIATES AND JOINT VENTURE COMPANIES

As of 31 December 2025, BSI had no subsidiaries, associate entities, or joint ventures. Consequently, no information is available regarding: the names of subsidiaries, associates, or joint ventures; share ownership percentages; descriptions of their respective business activities; or the operational status of any subsidiary and/or associate entity (whether operational or not).

CORPORATE GROUP STRUCTURE



As of 31 December 2025, BSI had no Subsidiaries, Associate Entities, Joint Ventures, or Special Purpose Vehicles (SPVs).

BANKING GROUP INFORMATION

Bank Business Group Structure

An overview of the Bank's business group structure is presented in the subsection on the Corporate Group Structure.

Management Linkage Structure within the Bank's Business Group

BSI is a subsidiary of PT Bank Mandiri (Persero) Tbk. As of 31 December 2025, none of BSI's Board of Directors members were seconded from Bank Mandiri.

Shareholders Acting on Behalf of Other Shareholders

There are no shareholders who act on behalf of other shareholders.

CHRONOLOGY OF SHARE ISSUANCE

Name of the Exchange Where the Company's Shares are Listed

BSI shares have been listed on the Indonesian Stock Exchange.

Chronology of BSI Share Issuance/Listing

No.	Period	Information	Shares	Nominal Value (Rp)	Offering Price (Rp)	Number of Shares Issued (shares)	Paid-up and Issued Capital		
							Total Shares (shares)	Total Nominal Value (Rp)	Total Offering Price (Rp)
1.	Before IPO	-	-	500	-	-	3,958,000,000	1,979,000,000,000	-
2.	2018	Based on the GMS dated March 2, 2018, capital additions have been made in the form of: • Additional capital deposit of Rp1 trillion. • The capitalization of retained earnings amounted to Rp567,381,449. The additional capital resulted in additional parent shares amounting to Rp1,567,381,449	-	500	-	3,134,762,898	7,092,762,898	3,546,381,449,000	-
3.	2018	Initial Public Offering	-	500	510	2,623,350,600	9,716,113,498	4,858,056,749,000	1,337,908,806,000
4.	2020	MESOP Stock Exercise	-	500	533	184,395,200	9,900,508,698	4,950,254,349,000	98,282,641,600
5.	2021	Merger – Bank BRI Syariah Tbk., Bank Syariah Mandiri, and Bank BNI Syariah	-	500	-	31,130,700,245	41,031,208,943	20,515,604,471,500	-
6.	2021	Exercise MESOP shares	-	500	533	97,659,800	41,128,868,743	20,564,434,371,500	52,052,673,400
7.	2021	Exercise MESOP shares	-	500	533	438,600	41,129,307,343	20,564,653,671,500	233,773,800
8.	2022	Capital Increase through Preemptive Rights (Rights Issue)	Saham Biasa seri B	500	1,000	4,999,952,795	46,129,260,138	23,064,630,069,000	4,999,952,795,000

CHRONOLOGY OF ISSUANCE AND/OR LISTING OF OTHER SECURITIES

BSI Sukuk

No	Description	Issue Date	Tenor	Currency	Amount of Sukuk	Due date	Profit sharing	Payment Status	Rating	
									2024	2025
1.	Subordinated Mudharabah Sukuk 1-year 2016 of PT Bank Syariah Indonesia Tbk (d.h. PT Bank BRIsyariah Tbk)	November 16, 2016	7 Years	Rp	1 Trillion	November 16, 2023	9.5&	Paid	-	-
2	Subordinated Mudharabah Sukuk year 2016 of PT Bank Syariah Indonesia Tbk (d.h. PT Bank BRIsyariah Tbk)	November 22, 2016	7 Years	Rp	375 Billion	November 22, 2023	10%	Paid	-	-
3.	Sukuk Mudharabah Muqayadah Jangka Panjang Yang Dilakukan Tanpa Melalui Penawaran Umum I PT Bank BSI Tbk Tahun 2023 Tahap I	December 26, 2023	150 month	Rp	3.76 Billion	26 December 2035	0.55%	Not yet paid off	-	-
4.	Sukuk Mudharabah Subordinasi Jangka Menengah PT Bank Syariah Indonesia, Tbk Tahun 2023	December 15, 2023	5 Years	Rp	200 Billion	15 December 2028	7.90%	Not yet paid off	idAA (sy) (PEFINDO)	idAA (sy) (PEFINDO)
5.	Sukuk Mudharabah Muqayadah Jangka Panjang Yang Dilakukan Tanpa Melalui Penawaran Umum I PT Bank BSI Tbk Tahun 2023 Tahap II	March 26, 2024	147 month	Rp	7.76 Billion	June 26, 2036	0.55%	Not yet paid off	-	-
6.	Sukuk Mudharabah Berlandaskan Keberlanjutan I Bank BSI Tahap I Tahun 2024	June 14, 2024	370 days	Rp	1,7 Trillion	June 24, 2025	6.65%	Lunas	IdAAA (sy) (PEFINDO)	IdAAA (sy) (PEFINDO)
			2 Years		220 Billion	June 14, 2026	6.70%	Not yet paid off		
			3 Years		1,08 Trillion	June 14, 2027	6.80%			
7.	Sukuk Mudharabah Muqayadah Jangka Panjang Yang Dilakukan Tanpa Melalui Penawaran Umum I PT Bank BSI Tbk Tahun 2024 Tahap III	December 20, 2024	144 month	Rp	7.97 Billion	December 20, 2036	0.55%	Not yet paid off	-	-
8,	Sukuk Mudharabah Berlandaskan Keberlanjutan Berkelanjutan I Bank BSI Tahap II Tahun 2025	June 30, 2025	370 days	Rp	2,45 Trillion	July 6, 2026	6,45%	Not yet paid off	-	idAAA (PEFINDO)
			2 Years		175 Billion	June 26, 2027	6,55%			
			3 years		2,38 Trillion	June 26, 2028	6,65%			
9.	Long-Term Mudharabah Muqayadah Sukuk Conducted Without a Public Offering I of PT Bank BSI Tbk Year 2023 Phase IV	20 June 2025	153 months	Rp	8.26 billion	March 20, 2038	0.55%	Not Yet Paid Off	-	-

INFORMATION ON THE USE OF PUBLIC ACCOUNTING AND PUBLIC ACCOUNTING FIRM SERVICES

Name of Public Accounting Firm	Kantor Akuntan Publik Purwanto Susanti dan Surja
Association Network	Ernst & Young Global Limited
Financial Accounting Firm Address	Gedung Bursa Efek Indonesia, Menara 2 Lantai 7, Jl. Jenderal Sudirman Kav. 52-53,Jakarta Selatan 12190, Indonesia
AP Name	Yovita
Financial Accounting Firm Assignment Period	1st Period
AP Assignment Period	1st Period
Audit Services	Financial Report Audit
Audit Fee	Rp. 5,590,000,000
Non-Audit Services	1) PSA 62 December 31, 2025 2) Laporan Evaluasi Kinerja December 31, 2025
Non-Audit Fee	3) Rp250,000,000 4) Rp260,000,000

INSTITUTIONS AND/OR SUPPORTING PROFESSIONS

CAPITAL MARKET INSTITUTIONS	**PT Bursa Efek Indonesia** Gedung Bursa Efek Indonesia Tower 1 Jl. Jend. Sudirman Kav. 52-53 Jakarta 12190 Indonesia Telp: (021) 5150515 Faks: (021) 5254153 Website: www.idx.co.id Services Provided: Annual Recording Services
	PT Kustodian Sentral Efek Indonesia Gedung Bursa Efek Indonesia Tower 1 lt.5 Jl Jend. Sudirman Kav 52-53 Jakarta 12190 Indonesia Telp: (021)5152855 Faks: (021)52991199 Website: www.ksei.co.id Services Provided: Securities Administration Management (Shares and Sukuk)
SHARE REGISTRAR	**PT Datindo Entrycom** Jl. Hayam Wuruk No. 28, Lantai 2, Jakarta 10120 Telp: (021)3508077 Faks: (021)3508078 Website: www.datindo.com Services Provided: Stock Administration Services
NOTARY	**Ashoya Ratam, S.H., M.Kn.** Jl. Suryo No 54, Kebayoran Baru, Jakarta 12180 Telp: (021) 29236060 Faks: (021) 29236070
CORPORATE RATING AGENCY	**PT Fitch Ratings Indonesia** Prudential Tower Lantai 20, Jl. Jend. Sudirman Kav. 79 Jakarta 12910 Telp: (021) 57957755 Faks: (021) 57957750 Website: www.fitchratings.co.id Services Provided: Company Ratings
	PT Pemeringkat Efek Indonesia (PEFINDO) Panin Tower - Senayan City, Lantai 17, Jl. Asia Afrika Lot. 19 Jakarta 10270 Indonesia Telp: (021) 72782380 Faks: (021) 72782370 Website: www.pefindo.com Jasa yang Diberikan: Pemeringkat Perusahaan

LEMBAGA DAN/ATAU PROFESI PENUNJANG

LEGAL CONSULTANT	**Dewan Syam & Partners Law Firm** Dewan Syam & Partners Law Firm Jl. Cempaka Putih Raya 13 A, Jakarta Pusat 10520
	SSF Law Firm and Partners Gedung Arva Lantai 3 Jl. Cikini Raya No. 60, Jakarta Pusat 10330 Telp: (021) 3905930
	Suhendra & Partners Jl. Pintu Air V No. 53 G, Kel. Pasar Baru, Kec. Sawah Besar, Jakarta Pusat - 10710 Telp: 08111573888
	James Purba & Partners Wisma Nugra Santana, 12 Floor, Suite 1205 Jl. Jend. Sudirman, Kav. 7 - 8, Jakarta Pusat - 10220 Telp: (021) 570 3844

TRUSTEE	**PT Bank Negara Indonesia (Persero) Tbk** Gedung Grha BNI Jl. Jenderal Sudirman Kav. 1, Jakarta Pusat 10220 Telp: (021) 2511946 Faks: (021) 2511214
	PT Bank Tabungan Negara (Persero) Tbk Financial Institution & Capital Market Division (FICD) Menara 2 BTN, 8 Floor Jl. H. R. Rasuna Said No.1 Jakarta Selatan 12980 Telp: (021) 50931835

AWARDS AND CERTIFICATIONS

AWARDS

No.	Award Name	Title	Presenter	Date
1.	Indonesia's 20 Chief Marketing Officer Award 2025	Indonesia's 20 Chief Marketing Officer Award 2025	The Iconomics	January 31, 2025
2.	5th Anniversary Indonesia Top Sharia Awards	Indonesia Top Sharia Awards 2025	The Iconomics	January 31, 2025
3.	Starting Year Forum 2025 dan The 8th Infobank SLE 2025	The Best Sharia Bank in Satisfaction, Loyalty, Engagement 2025	Infobank	February 4, 2025
4.		The Best Sharia Bank in Customer Satisfaction	Infobank	
5.		The Best Sharia Bank in Customer Loyalty	Infobank	
6.		The Best Sharia Bank in Engagement Index	Infobank	
7.		The Best Sharia Bank in Net Promoter Score	Infobank	
8.		The Best Sharia Bank in Customer Resilience Level	Infobank	
9.		The Best Sharia Bank in Brand Interactivity Index	Infobank	
10.		The Most Satisfying Sharia Bank in Teller Service	Infobank	
11.		The Most Satisfying Sharia Bank in Customer Service	Infobank	
12.		The Most Satisfying Sharia Bank in Branch Office	Infobank	
13.		The Most Satisfying Sharia Bank in Services	Infobank	
14.		The 2nd Most Satisfying Sharia Bank in ATM Service	Infobank	
15.		The 2nd Most Satisfying Sharia Bank in Mobile Banking	Infobank	
16.		The 2nd Best Sharia Bank in Customer Centricity Index	Infobank	
17.		The 2nd Best Sharia Bank in Marketing Engagement Index	Infobank	
18.	Cambridge Islamic Funds Awards (CIFA	Best Bank for Islamic Wealth Management Solutions in Indonesia 2025	Cambridge IFA	February 10, 2025
19.	18th Annual Deal & Solution and ESG Awards 2024	Best Mudhrabah Sukuk in Southeast Asia 2024	Alpha Southeast Asia	February 12, 2025





No.	Award Name	Title	Presenter	Date
20.	Indonesia's 20 Popular CIO & CTO Awards 2025	20 Popular CIO & CTO Awards 2025	The Iconomics	February 14, 2025
21.	IFN Award 2024	Best Islamic Bank	IFN Magazine	February 17, 2025
22.		Best Islamic Retail Bank		
23.	Indonesia Sharia and Halal Top Brand Awards 2025	Indonesia Best Sharia Bank 2025 with the Enhancement of Sharia Finance Inclusivity and Accessibility through Digital Services Innovation - Category: Sharia bank - KBMI 3	Warta Ekonomi	February 25, 2025
24.	Indonesia Best CFO Awards 2025 "Future-Ready CFO: Leading Strategic Financial Leadership"	Best Chief Financial Officer 2025 for Increasing Dividend Yield and Enhancing Stakeholder Engagement Strategies	Warta Ekonomi	February 25, 2025
25.	Podomoro Harmony Award 2025	Best Sharia Banking Services Award	Podomoro Group	February 28, 2025

AWARDS AND CERTIFICATIONS

No.	Award Name	Title	Presenter	Date
26.	14th Digital Brand Awards 2025	The Highest Digital Index in Sharia Bank	Infobank	March 20, 2025
27.		The Highest Digital Index in Savings Account in Sharia Bank		
28.		The Highest Digital Index in Deposit Sharia Bank		
29.		The Highest Digital Index in Mortgage Loan in Sharia Bank		
30.		The Highest Digital Index in Debit Card Sharia Bank		
31.		The Highest Digital Index in Internet Banking Sharia Bank		
32.		The Highest Digital Index in Mobile Banking Sharia Bank		
33.		The Best Sharia Bank - KBMI 3		
34.		The Best Saving Account Sharia Bank		
35.		The Best Deposit Sharia Bank		
36.		The Best Debit Card Sharia Bank		
37.		The Best Credit Card Sharia Bank		
38.		The Best Internet Banking Sharia Bank		
39.		The Best Vehicle Loan Sharia Bank		
40.		The Best Mortgage Loan Sharia Bank		
41.		The Best Wealth Management Sharia Bank		
42.		The Best Mobile Banking Sharia Bank		
43.	Most Trusted Financial Brand Awards 2025	Aplikasi Internet Banking	Investortrust	March 20, 2025
44.		ATM Bank		
45.		Bank Syariah - Produk Kredit Mikro dari Bank		
46.		Produk Islamic Wealth Management		
47.		Produk Savings for Hajj and Umrah		
48.	Indonesia Digital Innovation Award 2025	The Most Innovative Digitalization of Sharia Bank 2025 for Strengthening Sharia Financial Inclusion Through Digital Applicaiton Development	Warta Ekonomi	March 21, 2025
49.	Indonesia Top Financial Women Leaders 2025	Indonesia Top Financial Woman Leaders 2025 in Expanding Digital Services through Quality Talent to Accelerate Islamic Ecosystem	Herstory	April 25, 2025
50.	The Best Corporate Emission Reduction Transparency Awards 2025	Public Company with Trusted Sapphire Achievement in Emission Transparency	Investortrust	April 29, 2025
51.	Indonesia CSR Awards 2025	The Best Corporate Social Responsibility Award 2025 for Funding Social Welfare and Community Empowerment Initiatives	Warta Ekonomi	April 30, 2025

AWARDS AND CERTIFICATIONS

No.	Award Name	Title	Presenter	Date
52.	Indonesia International Financial Inclusion Summit 2025	Collaborating Partners/Strategic Partners of the Ministry	Coordinating Ministry for Economic Affairs of the Republic of Indonesia	May 6, 2025
53.	Mata Lokal Fest	Best Sustainability in Finance & Skills Recognition for MSMEs	Tribunnews	May 8, 2025
54.	Euromoney Islamic Finance Awards 2025	The World's Best Islamic Bank for ESG	Euromoney	May 20, 2025
55.		Asia's Best Islamic Bank for ESG		
56.		Indonesia's Best Islamic Bank for ESG		
57.		Indonesia's Best Islamic Bank for Wealth Management		
58.	Anugerah Syariah Republika 2025	Sukuk Deal of The Year	Republika	May 26, 2025
59.		Sustainable Islamic Banking Excellent		
60.	Indonesia Operations Banking Summit (IOBS)	1 Diamond (Byond Financing OPS) - FOG dan FCG	Indonesia Operations Banking Summit (IOBS)	May 28, 2025
61.		3 Gold (Magician Syariah, OpsNova, Hajj Warrior) - CTG		
62.		1 Silver (ESG Mantulity) - ESG		
63.	Marketeers Omni Brands 2025	Marketeers Omni Brands 2025	Marketeer	June 1, 2025
64.	20 Top Companies To Watch In 2025	20 Top Companies to Watch in 2025	Bloomberg Technoz	June 5, 2025
65.	22nd Infobank-MRI Banking Service Excellence Appreciation 2025	The Best of The Best Bank in Service Excellence 2025	Infobank	June 24, 2025
66.		The Best Sharia Bank in Service Excellence		
67.		The Best Sharia Bank in Service Excellence for 5 Consecutive Years (2020-2024)		
68.		The Best Sharia Bank in Excellence Security Guard		
69.		The Best Sharia Bank in Excellence Mobile Banking		
70.		The Best Sharia Bank in Excellence Customer Service		
71.		The Best Sharia Bank in Excellence Walk-In Channel		
72.		The Best Sharia Bank in Excellence Convenience Branch Office		
73.		The Best Sharia Bank in Excellence E-mail Service		
74.		Chatbot		
75.		The Best Sharia Bank in Excellence Branch ATM		
76.		The 2nd Best Sharia Bank in Excellence Live Chat Service		
77.		The 2nd Best Sharia Bank in Excellence Mobile Opening Account		
78.		The 2nd Best Sharia Bank in Excellence Website		

AWARDS AND CERTIFICATIONS

No.	Award Name	Title	Presenter	Date
79.	19th Annual Alpha Southeast Asia Best Financial Institution Awards 2025	Best Digital Bank In Indonesia	Alpha Southeast Asia	June 30, 2025
80.		Best Islamic Finance Bank in Indonesia		
81.		Best Islamic Finance Wealth Management Bank		
82.	Bisnis Indonesia Awards 2025	Resilience Towards Uncertainty, Kategori Bank Syariah	Bisnis Indonesia	June 30, 2025
83.	Solopos Best Brand and Innovation 2025 (SBBI Awards)	Sharia Bank Category	Solopos	July 18, 2025
84.		Sharia Mortgage Category		
85.	Human Capital On Resilience Award 2025	The Best Digital Transformation in Human Capital Award	First Indonesia	July 24, 2025
86.		The Best Sustainable Development and Decent Jobs Award		
87.	Contact Center World Asia Pacific Awards 2025	Best Contact Center in Asia Pacific	Contact Center World	July 26, 2025
88.	Investor Trust BUMN Awards 2025	Category: Main Winner in the Subsidiary Sector with Assets of Rp40-120 Trillion	Investortrust	31 Juli 2025
89.	Kejar Award 2025	Best Implementing Bank for Sharia Commercial Banks	OJK	August 22, 2025
90.	Financial Literacy Award 2025	Sharia Financial Services Institution (PUJK) with the Best Financial Literacy Program	OJK	August 25, 2025
91.		Literacy Ambassador 2025		
92.	BAZNAS Awards 2025	BAZNAS RI's Exemplary Zakat Paying Company	BAZNAS	August 28, 2025
93.		BAZNAS RI's Best Zakat Payment Service Provider Bank		
94.		Supporting Partner		
95.	30th Infobank Banking Appreciation 2025	The Most Profitable Bank	Infobank	September 2, 2025
96.		The Most Efficient Bank		
97.		The Excellent Performance Bank - KBMI 3		
98.	Rakernas UPZ BAZNAS (UPZ BSI)	Best Distribution 5 Stars	BAZNAS	September , 9-11 2025
99.		Best Collection 5 Stars		
100.		Best Reporting 5 Stars		
101.		Best Zakat Campaign		
102.	Katadata Green Initiative Awards 2025	Environment Zakat Management	Katadata	September 10, 2025
103.	Bisnis Indonesia Financial Awards 2025	Best Performance Bank - Kategori Syariah	Bisnis Indonesia	September 17, 2025
104	Indonesia Most Reputable Companies 2025	State-Owned Bank - Very Good	SWA	September 23, 2025

AWARDS AND CERTIFICATIONS

No.	Award Name	Title	Presenter	Date
105.	Investortrust Best Sharia Awards 2025	Best Bank Sharia (Aset > Rp20 Triliun)	Investortrust	September 30, 2025
106.		Best Stocks Sharia		
107.	The Asian Post The Best SOE	Excellence Performance State-Owned Enterprise Subsidiary 2025	The Asian Post	October 2, 2025
108.	Infobank 14th Sharia Award 2025	The Excellence Performance Sharia Bank 2025	Infobank	October 2, 2025
109.		The Best Performance Sharia Bank 2025		
110.		The Most Profitable Sharia Bank 2025		
111.	IDX Channel Anugerah Inovasi Indonesia 2025	Inovasi Strategi Bullion Bank untuk Pertumbuhan Berkelanjutan	IDX Channel	October 10, 2025
112.	ESG Now Awards	Empower Vulnerable Community	Republika	October 16, 2025
113.	Mandaya Awards	Dedikasi & Kontributor Pemberdayaan Masyarakat	Kementerian Koordinator Bidang Pemberdayaan Masyarakat RI	October 16, 2025
114.	Liputan 6 Award 2025	Bullion Bank, Innovator of the Integrated Gold Ecosystem by 2025	Emtek	October 16, 2025
115.	Top 20 Financial Instituion Award 2025	The Finance Golden Star Award 025	The Finance	October 28, 2025
116.		Top 20 Financial Institution 2025		
117.		The Finance Best CFO 2025		
118.	CNN Indonesia Award 2025	Excellence in Islamic Banking Risk Governance & Resilience	CNN	October 31, 2025
119.	Marketeers Editor's Choice Awards	360 Branding Campaign of The Year	Marketeers	November 1, 2025
120.	Apresiasi Berita Satu 2025	Technology & Digital Transformation	Berita Satu	November 25, 2025
121.	Detikcom Award	Banks with Sustainable Profit Growth	Detikcom	November 2025
122.	Silver for "Best App Install Campaign"	Category, Mobex Singapore		November 2025
123.	BI Award 2025	Best Bank Contributing to Economic Intermediation	Bank Indonesia	28 November 2025
124.		Best Participant in the BI-RTGS, BI-SSSS, and BI-ETP Systems		
125.		Banking Supporting Sharia Monetary Control for the Nation		
126.	Anugerah Pikiran Rakyat Media Network 2025	Human Capital Development for Competitive Workforce	Pikiran Rakyat Media Network	5 Desember 2025

AWARDS AND CERTIFICATIONS

No.	Award Name	Title	Presenter	Date
127.	Infobank TOP 100 CEO & The Future Leader Award 2025	Bpk. Anggoro Eko Cahyo kategori Bankers of The Year 2025	Infobank	December 8, 2025
128.		Bpk. Grandhis Halim Harumansyah kategori The Future Leader 2025		
129.		Bpk. Kemas Erwan Husainy kategori The Future Leader 2025		
130.		Bpk. Muharto kategori The Future Leader 2025		
131.		Bpk. Wisnu Sunandar kategori The Future Leader		



CERTIFICATIONS

No.	Valid Period	Certificate Name	Receiver	Issuer
1.	September 12, 2023 – September 11, 2026	ISO 9001: 2015 Quality Management System	PT Bank Syariah Indonesia Tbk	LRQA
2.	October 1, 2023 – September 30, 2026	ISO 9001: 2015 Quality Management System	PT Bank Syariah Indonesia Tbk IT Operation Group	BSI
3,	February 4, 2024 – February 3, 2027	ISO 9001: 2015 Quality Management System	PT Bank Syariah Indonesia Tbk Operations Development Group	BSI
4.	March 24, 2024 – March 23, 2027	ISO/IEC 27001:2022 Information Security Management System	PT Bank Syariah Indonesia Tbk	BSI
5	December 16, 2025-15 Desember 2028	SO/IEC 27701:2019 Privacy Information Management System (PIMS)	PT Bank Syariah Indonesia Tbk	CBQA Global



INFORMATION ON WEBSITE

The information presented on the website of PT Bank Syariah Indonesia Tbk complies with the provisions of the Financial Services Authority Regulation No. 8/POJK.04/2015 concerning Websites of Issuers or Public Companies, which includes, among others, the following:



General Information on the Issuer or Public Company

Information for Investors or Shareholders

Corporate Governance Information

Corporate Social Responsibility Information

The provision of this information reflects the implementation of transparency principles in corporate management, in line with Law No. 14 of 2008 dated 30 April 2008 on Public Information Disclosure. All of this information is available to the public through the website www.bankbsi.co.id.


BSI
PRIORITAS

04 MANAGEMENT DISCUSSION & ANALYSIS



Amid shifts in the economic and industry landscape, BSI remained focused on resilience, growth, and long-term value creation. Every strategy was carried out with discipline to strengthen competitiveness and expand future opportunities.

ECONOMIC REVIEW

ONE STRATEGY, DUAL STRENGTH

In 2025, Bank Syariah Indonesia optimised its dual license as a Sharia Bank and Indonesia's first Bullion Bank to strengthen competitiveness and broaden growth. Sharia-based funding, including Hajj savings, was complemented by integrated gold services such as financing and digital gold. Rising demand for gold supported funding growth, increased non-interest income, and reinforced the development of a sustainable sharia financial ecosystem.

GLOBAL ECONOMIC ANALYSIS

Throughout 2025, the global economy experienced heightened volatility, primarily driven by international trade dynamics associated with the implementation of import tariffs by the United States on all its trading partners. This policy weighed on global market sentiment during the year. Nevertheless, the adverse impact gradually moderated as several trade agreements were reached, contributing to a partial easing of global uncertainty.

Against this backdrop, the World Economic Outlook (WEO) January 2026 edition published by the International Monetary Fund (IMF) revised upward its projection for global economic growth in 2025 to 3.2% (yoy), 3.3% (yoy), representing an increase of 0.2 percentage points compared with the October 2025 projection. With this revision, the projected growth rate is now in line with the previous year's realized global growth of 3.3% (yoy), reflecting a gradual recovery in the global economy.

ECONOMIC REVIEW

The United States economy showed mixed growth in the second half of 2025. Although real GDP growth in the fourth quarter of 2025 was lower than in the previous quarter, the labor market showed a recovery and a decline in the unemployment rate. Meanwhile, economic growth in the European region remained constrained by weak industrial activity and investment, although inflationary pressures showed a declining trend. Global trade uncertainty arising from U.S. tariff policy dynamics continued to weigh on business sentiment and hinder the region's economic recovery. Nonetheless, the outlook for recovery remains supported by a more accommodative monetary policy stance, increased government spending, and relatively stable labor market conditions. Within this environment, the manufacturing sector demonstrated resilience, underpinned by optimism surrounding increased investment in defense and infrastructure.

In China, the economic recovery continues to face several structural challenges. Persistently low inflation reflects subdued domestic demand, excess capacity in the manufacturing sector, and ongoing pressures in the property market. In response, the Chinese government has continued to implement stimulus measures, including interest rate cuts, to support economic activity. Despite these challenges, China's export performance remained resilient, recording growth of 8.3% in September 2025, exceeding market expectations amid ongoing trade tensions with the United States. This export growth was supported by stronger demand from the European Union, ASEAN, Africa, and Latin America, which offset weaker exports to the United States.

In China, although the economy recorded relatively stable growth, the economic recovery continues to face several structural challenges. Persistently low inflation reflects subdued domestic demand, excess capacity in the manufacturing sector, and ongoing pressures in the property market. In response, the Chinese government has continued to implement stimulus measures, including fiscal support and maintaining an accommodative interest rate environment, to support economic activity. Despite these challenges, China's export performance remained resilient, recording growth of 5.5% throughout 2025, thereby supporting the government's economic growth target of 5.0% despite weak domestic demand. This export growth was supported by stronger demand from the European Union, ASEAN, Africa, and Latin America, which offset weaker exports to the United States.

Meanwhile, global commodity prices generally tended to ease throughout 2025, in line with slowing global demand amid relatively adequate supply conditions. Oil prices had risen to US$78.85 per barrel due to the 14-day open military conflict between Iran and Israel involving the United States. However, oil prices corrected again as the conflict subsided and OPEC+ gradually increased production.

At the same time, global inflation remained relatively contained, including in advanced economies such as the United States and the Euro area. This environment prompted several central banks to begin easing monetary policy. The European Central Bank (ECB) and the Bank of England (BoE) reduced their policy rates 4 (four) times in 2025. In contrast, the Federal Reserve adopted a more cautious stance, with its first reduction in the Fed Funds Rate occurring in September 2025, reflecting continued vigilance toward inflation risks associated with U.S. tariff policies.

Amid ongoing policy uncertainty and a weakening trend in the U.S. Dollar Index (DXY), demand for gold as a hedging asset increased significantly. Gold prices briefly surpassed US$5,417 per ounce in late December 2025, reflecting heightened risk perception among global market participants.

Sumber: World Economic Outlook Januari 2025, International Monetary Fund, Bloomberg

NATIONAL ECONOMIC ANALYSIS

Amid the ongoing global economic recovery and the gradual stabilization of trade policies and geopolitical conditions, Indonesia's economy continued to demonstrate resilience. Gross Domestic Product (GDP) grew by 5.11% year-on-year (yoy) throughout 2025, marking the highest annual growth recorded over the past three years. This performance is expected to be continue in 2026, supported by solid household consumption, accelerated government spending realization, an expansionary manufacturing sector, and continued growth in direct investment, which collectively strengthened domestic economic

fundamentals. This condition is also reflected in the increase in the Consumer Confidence Index since the fourth quarter of 2025, indicating improved public optimism regarding the national economic outlook.

From an external perspective, a consistently positive trade balance through December 2025 continued to support Indonesia's external resilience and foreign exchange reserves. At the same time, fiscal discipline remained intact, with the preliminary realization of the state budget deficit at 2.92%, below the statutory ceiling of 3% as stipulated under the State Finance Law. These conditions underscored the strength of Indonesia's national economic fundamentals amid ongoing global uncertainty.

In terms of price developments, inflation rose to 2.92% (yoy) in December 2025, primarily driven by higher jewelry gold prices following the global gold price rally, as well as increases in food prices toward year-end and supply disruptions amid natural disasters affecting several regions of Indonesia. Nevertheless, inflation remained within Bank Indonesia's target range of 1.5%–3.5%, i reflecting domestic price stability. This stability was further reflected in the Consumer Confidence Index, which continued to signal optimism regarding the national economic outlook.

Throughout 2025, monetary policy was directed toward maintaining a balance between macroeconomic stability and supporting economic growth. Following a series of gradual rate cuts since mid-2024, Bank Indonesia maintained the BI-Rate at 4.75% throughout the remainder of 2025 to safeguard stability and ensure effective policy transmission amid heightened global uncertainty. The commitment to exchange rate stability was reinforced through intervention in the spot market and Domestic Non-Deliverable Forward (DNDF) transactions. These measures were complemented by the optimization of Bank Indonesia securities instruments, including SRBI, SVBI, and SUVBI, to deepen financial markets and maintain adequate liquidity.

In line with these policies, domestic financial markets remained broadly stable despite elevated global uncertainty. In the bond market, yields on 10-year government bonds declined significantly from 6.99% at the beginning of the year to approximately 6.07% in late December 2025, reflecting lower risk premiums and positive investor responses to a more accommodative monetary policy stance. The Rupiah experienced temporary depreciation to Rp16,690 per USD during the same period. Portfolio capital flows remained volatile, recording a net inflow of Rp25.97 trillion in December 2025 from government bonds, equities, and SRBI instruments. Foreign direct investment throughout 2025 also recorded a positive trend. Overall, these developments reflected cautious market sentiment while maintaining confidence in Indonesia's macroeconomic stability.

Banking system liquidity remained ample throughout 2025, supported by accommodative monetary policy and close coordination with fiscal policy. The Liquid Assets to Third Party Funds (LA/TPF) ratio stood at 28.57% as of December 2025, indicating sufficient liquidity to support credit expansion. Bank lending grew by 9.63% (yoy), driven primarily by investment loans, while third party funds recorded growth of 13.83% (yoy).

To further strengthen intermediation, Bank Indonesia continued to implement the Macroprudential Liquidity Incentive (KLM) policy, with total incentives amounting to Rp388.1 trillion disbursed to priority sectors, including agriculture, industry and downstreaming, construction, real estate and housing, and MSMEs. Financial system stability remained well maintained, as reflected in a Capital Adequacy Ratio (CAR) of 25,89% and a gross Non-Performing Loan (NPL) ratio of 2.05%, underscoring the resilience of the banking sector in supporting sustainable national economic growth.

Source: Statistics Indonesia, Bank Indonesia, Finansial Services Authority, Ministry of Finance of the Republic of Indonesia

NATIONAL BANKING INDUSTRY ANALYSIS

Changes in the monetary policy stance throughout 2025 continued to influence the growth dynamics of Indonesia's banking industry. Following a prolonged period of contractionary monetary policy since 2022, its lagged effects became increasingly evident in the moderation of banking sector growth during the first half of 2025. As monetary policy gradually shifted from a stability-oriented approach toward a more growth-supportive stance, the cumulative reduction of

ECONOMIC REVIEW

the BI-Rate by 125 basis points throughout 2025 has translated into a significant imrpovement of banking performance by the end of the year.

Despite the moderation in growth, banking intermediation continued to expand, supported by a well-managed risk profile. As of Dcember 2025, total bank loans/financing grew by 9.63% (yoy)to Rp8,043 trillion. Loan growth was primarily driven by investment loans, which increased by 20.81% (yoy), followed by consumer loans growing by 6.58% (yoy), while working capital loans recorded more modest growth of 34.52% (yoy). Investment credit growth increased significantly compared to the end of 2024, reaching 13.85%. However, working capital and consumer credit growth was lower than in 2024, when consumer credit grew 10.61% (yoy) and working capital credit grew 8.35% (yoy). Among these three segments, working capital credit experienced the most significant slowdown throughout 2025, in line with the business community's increasingly cautious attitude. Consumer credit also experienced a slowdown in line with weakening purchasing power throughout 2025.

On the funding side, banking system Third Party Funds grew by 13,83% (yoy) to Rp10,059 trillion as of December 2025. This growth was supported by strong current account growth of 19,07% (yoy), alongside savings growth of 8,19% (yoy) and time deposits growth of 14.28% (yoy). In line with these developments, overall banking system liquidity improved. The Liquid Assets to Non-Core Deposits (LA/NCD) ratio increased to 126.15% as of December 2025, compared with 112.87% at the end of 2024. The Liquid Assets to Third Party Funds (LA/TPF) ratio also rose to 28.57% from 25.59%. Meanwhile, the Liquidity Coverage Ratio (LCR) declined to 200.97% from 213.23% at year-end 2024, although it remained well above the regulatory minimum, indicating ample liquidity buffers.

Asset quality across the banking industry remained well controlled. The gross Non-Performing Loan (NPL) ratio stood at 2.05%, representing a decrease of 0.03 percentage points from December 2024, while the net NPL ratio rose by 0.05 percentage points to 0.79%. These increases remained within manageable levels. Loan at Risk (LaR) was recorded at 8.77%, still below the previous year level of 9.27% as of December 2024. Overall profitability remained sound, despite a modest decline in Return on Assets (ROA) to 2.53% from 2.69% at the end of 2024.

From a capital perspective, the banking sector remained well capitalized, with a Capital Adequacy Ratio (CAR) of 25.89%, slightly lower than the 26.68% recorded at the end of 2024. Nevertheless, capital levels remained sufficient to absorb potential risks and to support the resilience of the banking industry amid ongoing global economic and geopolitical uncertainty.

Source: Financial Services Authority (OJK), December 2025

SHARIA BANKING INDUSTRY ANALYSIS

As of December 2025, the Sharia banking industry continued to record positive growth amid ongoing developments in the national financial sector. Total Sharia banking assets reached Rp1.067,33 trillion, growing by 8.92% (yoy)and accounting for a market share of 7.69%. In line with asset growth, Sharia financing expanded by 9.58% (yoy) to Rp705,22 trillion, while TPF increased by 10.14% (yoy)to Rp829,99 trillion, reflecting the continued effectiveness of Sharia banking intermediation.

From a liquidity perspective, Sharia banking liquidity declined compared with the position at the end of 2024. The Liquid Assets to Non-Core Deposits (LA/NCD) ratio decreased from 154.52% to 142.13% as of December 2025, while the Liquid Assets to Third Party Funds (LA/TPF) ratio declined from 32.09% to 30.01%. Despite this moderation, both ratios remained above the national banking average and well above the regulatory minimum thresholds of 50% and 10%, respectively, indicating that liquidity conditions remained adequate.

In line with these developments, financing risk remained manageable, although a modest increase was observed. The gross Non-Performing Financing (NPF) ratio stood at 2.16%, representing an increase of 0.04 percentage points from December 2024, while net NPF rose by 0.04 percentage points to 0.83%. These increases remained lower than those recorded in the national banking sector, where net NPL increased by 0.05 percentage points. Meanwhile, profitability and capitalization experienced a limited decline, with Return on Assets (ROA) easing from 2.04% at the end of 2024 to 1.98%, and the Capital Adequacy Ratio (CAR) declining from 25.04% to 25.07%. Overall, these indicators underscored the resilience of Sharia banking in maintaining performance amid liquidity challenges and moderately rising risk levels.

Several factors supported the resilience of the Sharia banking industry throughout 2025, including its ability to adapt to market demand through product innovation and improved industry efficiency. This strengthening was supported by the development of new products, notably the legalization and implementation of Bullion Banking services starting in early 2025, which created opportunities for new revenue streams from gold trading and asset management activities. In addition, the expansion of investment products such as the Sharia Restricted Investment Account (SRIA) facilitated more structured and transparent funding of large-scale projects, while enhancing the competitiveness of Sharia banking within the broader financial market.

Furthermore, pursuant to Financial Services Authority Regulation (POJK) No.12/2023, the mandatory spin-off of Sharia Business Units (UUS) into fully fledged Sharia Commercial Banks (BUS), once UUS assets reach at least Rp50 trillion or exceed 50% of the parent bank's total assets, is expected to strengthen the scale and capital base of the Sharia banking industry, particularly by reinforcing capital adequacy ratios, over the 2025–2026 period. During 2025, several initial spin-off initiatives were undertaken through mergers and acquisitions. These actions are expected to improve industry efficiency and support the resilience of Sharia banking growth amid global uncertainty and tighter liquidity conditions.

Source: Financial Services Authority (OJK), February 2026

ANALYSIS OF BSI'S POSITION IN THE BANKING INDUSTRY

A comparison of BSI's performance relative to the Sharia banking industry and the national banking industry is presented in the Table of Banking Industry, Sharia Banking Industry, and BSI Performance (in Rp billion). This analysis provides an overview of BSI's relative positioning within the industry and serves as a basis for assessing the Bank's performance against broader industry trends.

Performance	Banking Industry			Sharia Banking Industry			BSI		
	Dec '24	Dec '25	Growth	Dec '24	Dec '25	Growth	Dec '24	Dec '25	Growth
	Rp Billion	Rp Billion	%	Rp Billion	Rp Billion	%	Rp Billion	Rp Billion	%
Assets	12.461	13.646	9,51%	980,3	1.067,8	8.92%	408,6	456,2	11,64%
Financing	7.832	8.586	9,63%	643,5	705,2	9,58%	278,5	318,8	14,49%
TPF	8.837	10.059	13,83%	753,6	830,0	10,14%	327,4	380,5	16,20%

BSI's Position in the National Banking Industry

Amid the challenges faced by the banking industry throughout 2025, BSI demonstrated relatively resilient performance through December 2025. During the period, BSI strengthened its financing market share, while recording modest adjustments in asset and TPF market shares, reflecting heightened competition and moderating funding growth across the national banking industry.

ECONOMIC REVIEW

In terms of assets, BSI's market share within the national banking industry stood at 3.34% as of December 2025, compared with 3.28% in December 2024. This increase indicates BSI's capability to improve its competitiveness despite intensified competition within the bankin industry.

Conversely, BSI recorded an improvement in its financing market share, which increased to 3.71% as of December 2025 from 3.56% at the end of 2024. This development reflects BSI's continued focus on financing expansion and its role in supporting real sector activities.

Meanwhile, BSI's TPF market share was recorded at 3.78% as of December 2025, compared with 3.71% in December 2024, in line with the broader increase in deposit growth across the banking industry. This achievement is supported by BSI's strategy to strengthen its funding base through product innovation and sustained customer confidence, supporting funding stability amid evolving industry conditions.

BSI Market Share compared to the National Banking Industry December 2025

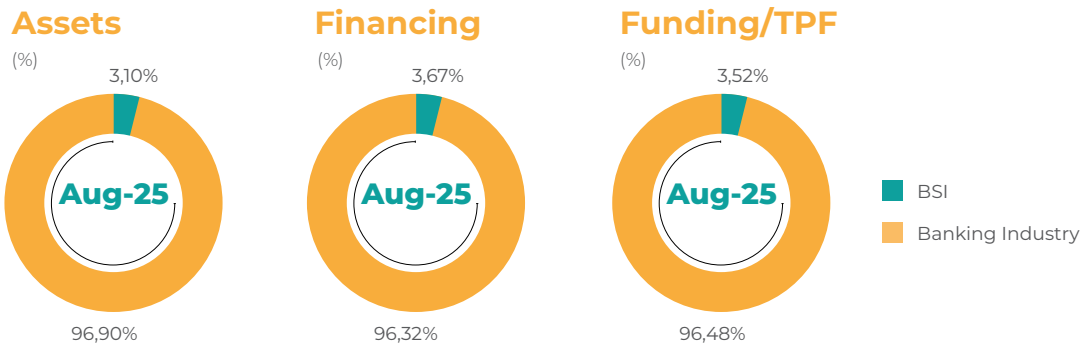

Source: OJK, BSI Quarterly Financial Report, December 2025

BSI's Position in the Sharia Banking Industry

Throughout 2025, BSI maintained a strong position within Indonesia's Sharia banking industry, as reflected in increased market shares across assets, financing, and TPF. These developments indicate the continuity of BSI's role in the industry amid competitive dynamics and balance sheet optimization initiatives.

In terms of assets, BSI's market share reached 42.73% as of December 2025, up from 41.68% in December 2024. This increase in market share occurred in line with an increase in total assets from Rp409 trillion at the end of 2024 to Rp456 trillion as of December 2025, reflecting BSI's capabilities improvement, marked by sustaining business expansion.

Consistent with this trend, BSI's financing market share strengthened significantly, reaching 45.21% as of December 2025, compared with 43.27% at the end of 2024. This improvement reflects BSI's continued expansion of its financing portfolio into strategic sectors, while maintaining prudent risk management practices.

Meanwhile, BSI's TPF market share increased to 45.84% as of December 2025, from 43.45% in December 2024. This performance was supported by funding strategies centered on product innovation, including the development of bullion banking services, as well as ongoing digitalization initiatives. In addition, the improvement in Sharia financial inclusion contributed to deposit growth, as reflected in a survey by the Financial Services Authority (OJK), which recorded an increase in the Sharia financial inclusion index from 12.88% in 2024 to 13.41% in 2025.

BSI Market Share compared to the Islamic Banking Industry December 2025

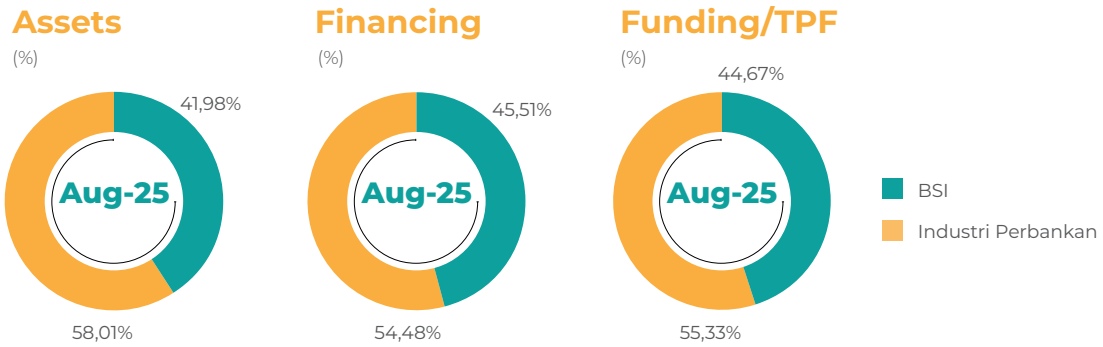

Source: OJK, BSI Quarterly Financial Report, December 2025

Performance Analysis of the National Banking Industry and Sharia Banking Industry

The performance of the national banking industry and the Sharia banking industry through December 2025 continued to indicate positive growth compared with December 2024. This analysis covers five key indicators, assets, financing, funding, equity, and net profit, with a focus on year-on-year (yoy) growth. However, in 2025, the Islamic banking industry recorded growth slightly below that of the national banking sector.

Islamic banking assets grew by 8.92% (yoy), below the national banking sector's growth of 9.51% (yoy). Furthermore, Islamic banking third party funds (DPK) grew by 10.14%, below the national banking third party fund growth of 13.83% due to the Ministry of Finance's policy of placing higher amount of the excess budget balances (SAL) in conventional banks. Despite these conditions, Islamic banking financing still managed to reach 9.58%, only slightly below the national banking credit growth of 9.63%. This development demonstrates the increasingly demanding condition of the Islamic financial industry to increase its competitiveness to compete with national banks, particularly for smaller-scale Islamic banks (BUS) and Islamic business units (UUS).

Meanwhile, the national banking industry's performance through the end of 2025 demonstrated resilience and adaptability amid a complex macroeconomic environment. Key challenges included global geopolitical conflicts and trade tensions, domestic political transition, weakening purchasing power, and potential liquidity constraints. Within this context, BSI maintained relatively solid performance while retaining a strong position within the Sharia banking industry.

1. **Banking Assets**
   On an aggregate, the Islamic banking industry's assets recorded 8.92% yoy growth, compared to 9.51% yoy. During the same period, BSI's assets increased even further, reaching Rp456 trillion by December 2025. This development reflects BSI's ability to continue expanding its financial services business amidst various domestic and global economic challenges.

2. **Banking Financing**
   National banking loans grew by 9,63% YoY to Rp8,586 trillion, while Sharia financing expanded by 9.58% YoY to Rp705.22 trillion. BSI recorded financing growth of 14.49% YoY, exceeding the growth of both the Sharia banking industry and the national banking industry. This performance reflects the implementation of a selective financing strategy supported by prudent risk management amid weakening domestic purchasing power.

3. **Third Party Funds (TPF)**
   Third Party Funds (TPF) in the national banking industry increased by 8.51% YoY to Rp9,385 trillion as of August 2025, while TPF in the Sharia banking industry grew by 7.37% YoY to Rp757.2 trillion. Embracing potential liquidity expansion, BSI recorded TPF growth of 16.2%

ECONOMIC REVIEW

YoY, reaching Rp380.49 trillion as of December 2025, providing an adequate liquidity base to support sustainable financing growth.

4. **Equity**
   From a capitalization perspective, BSI's equity strengthened through September 2025, increasing by 15.34% yoy from Rp45.04 trillion at the end of 2024 to Rp51.95 trillion. This improvement reflects a solid capital position, providing buffers to support business strategies and mitigate potential market volatility.

5. **Net Profit**
   In terms of profitability, BSI recorded net profit growth of 8.02% YoY through the end of 2025, reaching Rp7.568 trillion. This performance was supported by maintained operational efficiency and relatively stable revenue generation amid competitive industry conditions.

Overall, BSI's performance throughout 2025 reflected relatively stronger growth in financing, capital strengthening, and net profit compared with the average Sharia banking industry. These outcomes indicate BSI's readiness to balance business opportunities and risk management in supporting sustainable growth amid ongoing domestic and global economic challenges.

Performance of Banking Industry, Sharia Banking Industry and BSI

Performance Indicator	National Banking Industry			Sharia Banking Industry			BSI		
	Dec 2024	Aug 2025	yoy Growth	Dec 2024	Aug 2025	yoy Growth	Dec 2024	Aug 2025	yoy Growth
	Rp trillion	Rp trillion	%	Rp trillion	Rp trillion	%	Rp trillion	Rp trillion	%
Assets	12,691	13,646	9.51%	980.3	1,067.8	8.92%	408.6	456.2	11,64%
Financing / Loans	7,995	8,586	9.63%	643.5	705.2	9.58%	278.5	318.8	14,49%
Funding (Third Party Funds)	8,998	10,059	13.83%	753.6	830.0	10.14%	327.4	380.5	16,20%
Equity	–	–	–	–	–	–	45.04	51.95	15.34%
Net Profit	–	–	–	–	–	–	7.00	7.57*	9.02%

Source: OJK, BSI Quarterly Financial Report, September 2025
*Note: Equity and Net Profit as of December 2025

CORPORATE STRATEGY

PT Bank Syariah Indonesia Tbk (BSI) was established in 2021 as part of the SOE consolidation strategy, which was expected to generate improved operational effectiveness and optimal business governance in order to provide added value to the state. With the merger of three SOE-owned Islamic banks into a single banking entity, Indonesia now has the largest Islamic bank capable of competing on the global Islamic banking industry stage.

The Company's Long-Term Plan was prepared with reference to POJK No. 12/POJK.03/2021 concerning Commercial Banks. The year 2025 marked the end of the First Phase Corporate Plan transformation with the vision of "Becoming a Top 10 Global Islamic Bank" in terms of market capitalization.

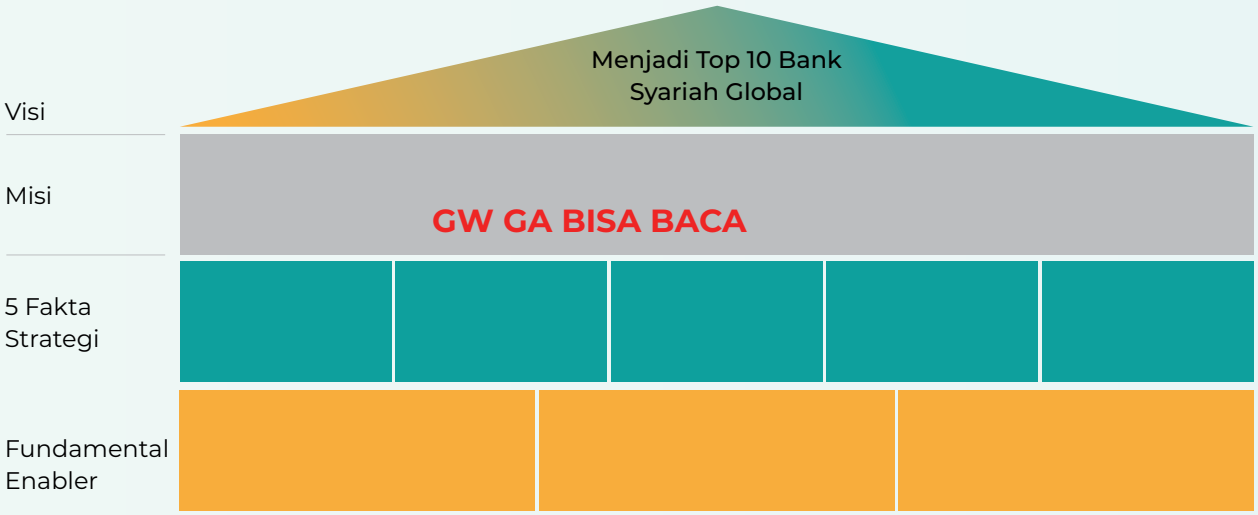

To support the achievement of this vision and mission, BSI developed a house of strategy in which BSI established 5 strategic focus areas, namely Healthy and Sustainable Business Growth, Liquidity Management Optimization, Digital Transformation, Islamic Ecosystem Penetration, and Efficiency and Productivity Improvement. BSI will strengthen its Fundamental Enablers, which include aspects of Human Capital, Information Technology, and Environmental, Social, Governance, Risk & Compliance (ES-GRC). BSI aspires to serve more than 40 million customers in the coming years by providing universal and comprehensive access to sharia financial solutions, with high-quality digital products and services that are relevant to customers' needs and preferences. Going forward, BSI will become an Integrated Sharia Financial Services provider to deliver access to financial solutions, where customers can obtain a one stop solution for all financial needs, including those related to social and spiritual needs.

In September 2024, for the first time, BSI entered the ranks of the top 10 Global Islamic Banks. BSI even reached rank 9 based on a market capitalization of Rp138.85 trillion. In other words, the vision set out in the Company's Long-Term Plan was achieved earlier than expected. This also made BSI the only Islamic bank in Indonesia to be included in the Top 10 Global Islamic Banks.

CORPORATE STRATEGY

Grand Strategy



BSI's strategy in 2025 was focused on strengthening capabilities and achieving healthy and sustainable performance through the optimization of its dual licenses as an Islamic Bank and a Bullion Bank. In line with its commitment to providing a one stop solution for customers' financial, social, and spiritual needs, the dual license strategy became the main foundation for expanding the business model and strengthening competitive differentiation. As an Islamic Bank, BSI offers a unique value proposition through product innovation and distinctive sharia solutions, including its strategic role as an organizer of Hajj savings with a relatively low and stable cost of fund structure, thereby strengthening competitiveness and funding structure.

On the other hand, the Bullion Bank license obtained in 2025 positioned BSI as the first Gold Bank in Indonesia and opened new sources of growth through the development of an integrated gold ecosystem, ranging from investment and custody to gold-based financing. The synergy of these two licenses forms a dual engine growth model that drives income diversification, customer base expansion, as well as contributions to strengthening the sharia financial ecosystem and the sustainable downstream development of the national gold industry.

In addition, in 2025, the macroeconomic environment was quite challenging, with liquidity conditions in Indonesia's financial market experiencing significant pressure as a result of benchmark interest rates remaining higher for longer over the past three years. The Government also planned to issue Government Securities in 2025 to finance government projects, thereby driving an increase in the cost of fund and intensifying competition for third-party fund collection, which in turn put pressure on Net Return (NI) and the potential increase in credit risk that still needs to be anticipated, particularly in certain segments that are sensitive to economic movements.

In this context, the national banking industry was required to maintain a balance between growth and quality, with more disciplined liquidity management, cost of fund efficiency, and strengthened risk management in order to maintain asset quality. These conditions became the basis for BSI to formulate adaptive and resilient strategies in responding to the challenging dynamics of the industry.

CORPORATE STRATEGY

Furthermore, BSI's key strategy for 2025 is implemented through the 3-on-3 Strategy, which focuses on Winning Low-Cost Fund, Maintaining Asset Quality, and Productivity Enhancement. This strategy is designed to support healthy and sustainable performance, with each strategic focus further translated into three derivative initiatives, as outlined below.

Core Strategy: 3-on-3 Strategy

Winning Low-Cost Fund

This focus serves as a strategy to obtain an optimal source of fund by continuing to grow sustainable low-cost funds. The 3 strategies to be implemented in order to achieve this are:

(i) Transaction Solution

BSI places the strengthening of reliable banking transaction services as one of its strategic priorities, supported by digital technology capabilities to meet increasingly diverse and dynamic customer needs. Changes in customer behavior that are increasingly shifting toward digital transactions are viewed as a strategic opportunity to increase fee-based income. Therefore, BSI consistently encourages an increase in the number of active mobile banking users, accelerates transaction migration from branch offices to electronic and digital channels, and digitalizes business processes to create services that are more efficient, faster, and integrated.

In line with efforts to strengthen the funding structure, BSI also focuses on increasing the proportion of CASA-based Third-Party Funds through capability development and the expansion of Transaction Banking service availability. This initiative is realized, among others, through the optimization of the Cash Management System for productive segment customers to increase the volume and

Maintaining Asset Quality

This focus serves as a strategy to maintain asset quality as well as a strategy for healthy and sustainable business growth with well-maintained quality going forward. The 3 strategies to be implemented in order to achieve this are:

(i) Manage Net Downgrade

In facing asset quality dynamics amid challenging macroeconomic conditions, BSI implements a manage net downgrade strategy as part of strengthening risk management and financing quality control. This strategy is focused on efforts to suppress the rate of collectibility deterioration (downgrade) so that it remains at a manageable level, through the strengthening of the early warning system, regular portfolio monitoring, and more granular risk segmentation based on sector, customer profile, and sensitivity to economic conditions.

BSI also prioritizes a proactive approach through the intensification of selective and measured restructuring, as well as enhancing the quality of engagement with at-risk customers in order to prevent further deterioration in financing quality. On the other hand, the disciplined implementation of Risk Acceptance Criteria (RAC) and improvements in the underwriting process continue to be strengthened to ensure that new financing has a risk profile in accordance with the Company's risk appetite. Through this combination of preventive and curative measures, BSI seeks to keep its non-performing financing ratio

Productivity Enhancement

This focus serves as a strategy for the Bank to improve productivity both from the employee side and the branch side, through 3 main strategies, namely:

(i) Increasing Productivity

In order to support sustainable business growth, BSI continues to encourage employee productivity improvement through strengthening HR capabilities, refining work processes, and utilizing digital technology. This strategy is directed at ensuring that each employee can make an optimal contribution to the Company's performance achievement, while also increasing operational efficiency and service quality to customers. Productivity enhancement is carried out through competency development, sharpening roles and responsibilities, as well as strengthening a performance culture oriented toward results.

In addition, BSI also optimizes the use of technology and digitalization of business processes to support work effectiveness and accelerate decision-making. This work process transformation enables the simplification of operational flows, increased collaboration across work units, as well as the use of data and analytics in supporting business activities. Through the combination of competency strengthening, process optimization, and technological

CORPORATE STRATEGY

intensity of transactions at BSI. In the retail consumer segment, BSI encourages increased transaction activity by expanding the base of active mobile banking users, while at the same time minimizing cash out through ecosystem strengthening (closed loop transaction). This strategy is reinforced by increasing the penetration of electronic channels such as QRIS and EDC, thereby encouraging more stable and sustainable low-cost fund growth.

(ii) Unique Sharia Funding
By having unique value as both an Islamic bank and a bullion bank, BSI optimizes its strategic position to strengthen low-cost fund collection through the development of gold-based products in accordance with sharia principles, such as BSI Gold Installment, BSI Gold Pawn, and gold trading. These products not only meet customers' investment and financing needs, but also become strategic instruments in expanding a more stable and sustainable funding base.

In addition, BSI continues to increase Third-Party Funds (DPK) penetration through the strengthening of unique sharia funding, which constitutes the Company's competitive advantage, including Hajj Savings and E-Mas Savings, which at the same time open new business potential in the Islamic banking industry. These efforts are complemented by optimizing the potential of wadiah-based payroll in target segments, as well as extending services to priority customers, in order to expand transactional relationships and increase the depth of banking relationships sustainably in response to customers' needs for sharia-based products.

under control, maintain asset quality, and support healthy and sustainable business growth.

(ii) Optimal Recovery Collection
In order to maintain asset quality and increase the recovery rate of non-performing financing, BSI implements an optimal recovery collection strategy carried out in a structured and disciplined manner, and in line with sharia principles and prudential principles. This strategy focuses on accelerating the resolution of non-performing financing through the optimization of selective restructuring, more intensive collection efforts, and effective collateral management in accordance with applicable provisions. This approach is intended to maximize the recovery rate, reduce potential losses, and maintain the stability of the financing portfolio quality.

To support the effective implementation of this strategy, BSI strengthens the use of data and portfolio analysis to identify potential deterioration in financing quality at an earlier stage and determine the appropriate handling measures. In addition, the Company continues to enhance the capabilities of human resources in remedial and collection functions, including in the aspects of restructuring analysis, collection strategy, and customer relationship management. Through an integrated approach between strengthening systems, processes, and HR competencies, BSI seeks to ensure that the financing recovery process runs optimally so that it can support healthy and sustainable financial performance.

(iii) Expansion into High
Yield & Prudent Financing Segments
BSI implements a selective expansion strategy by directing financing growth

support, BSI seeks to create an organization that is more agile, productive, and adaptive in facing the dynamics of the banking industry.

(ii) Optimizing Current IT Development
BSI carries out a productivity enhancement strategy through optimizing information technology development that supports business process efficiency and service quality improvement. The use of technology is directed at simplifying operational processes, accelerating service time, as well as improving data accuracy and integration in supporting business activities. Through strengthening system capabilities and digital infrastructure, BSI seeks to create more efficient, responsive, and integrated work processes across all lines of the organization.

In line with this, BSI continues to develop and improve various digital platforms and internal systems to support employee productivity and optimize operational performance. This initiative includes strengthening the core banking system, developing business applications, as well as utilizing automation and data analytics to support faster and more informed decision-making. With the ongoing optimization of IT development, BSI is committed to creating a more agile organization, improving operational cost efficiency, and strengthening competitiveness in facing the increasingly digitalized banking industry dynamics.

(iii) Prioritizing Branding & Promotion
In addition, BSI also ensures that the branding side remains productive through

CORPORATE STRATEGY



(iii) Tactical Fund

BSI continues its retail fund strengthening strategy by prioritizing the growth of savings products as a stable and sustainable source of low-cost funds. BSI also continues to expand its customer base and deepen relationships in tactical fund segments, in order to create a more diversified and sustainable funding structure. BSI is also exploring diversification of alternative funding sources, including the issuance of sustainable sukuk as part of its strategy to manage an optimal and prudent funding structure.

This step is intended to ensure a more solid and diverse customer composition, while at the same time maintaining healthy liquidity conditions in line with the provisions and prudential principles set by the regulator.

toward segments with optimal yield potential (high yield) while remaining within the corridor of prudential principles. This strategy is carried out through sharpening the focus on sectors and financing segments that have measurable risk profiles and provide better margin contributions to the Company. Through this approach, BSI seeks to improve the quality of financing growth while maintaining a balance between profitability and risk management.

The implementation of this strategy is supported by strengthening the financing selection process through the application of Risk Acceptance Criteria (RAC), a comprehensive underwriting process, and continuous portfolio monitoring. BSI also diversifies its financing portfolio into sectors that are resilient to economic dynamics, so as to maintain asset quality while optimizing financing performance. Through this measured and prudent expansion approach, BSI is committed to creating healthy, quality, and sustainable financing growth.

the prioritization of branding and promotion activities that are more targeted and have high impact. The Company ensures that every expenditure related to marketing and corporate communication is managed selectively with a focus on programs capable of increasing brand visibility, strengthening BSI's positioning as a modern Islamic bank, and driving customer acquisition and transaction activities.

The implementation of this strategy is carried out through more effective management of the marketing budget, utilization of digital channels and social media, as well as integration of communication campaigns aligned with the development of BSI's leading products and services. Through this approach, BSI can optimize the impact of promotional activities on business growth while maintaining operational cost discipline. This strategy is expected to strengthen brand awareness, increase customer loyalty, and support the sustainable achievement of the Company's performance.

MARKETING ASPECT

MARKETING STRATEGY

Throughout 2025, BSI implemented an integrated and sustainable marketing strategy aimed at expanding market penetration, strengthening competitiveness, and enhancing brand awareness. The strategy was designed to maintain consistency in positioning BSI as a modern, inclusive, and globally oriented Sharia bank, while addressing the diverse needs of customers across multiple segments.

In 2024, the Bank's marketing efforts were primarily focused on strengthening brand awareness and increasing adoption of the BYOND by BSI SuperApp as a representation of BSI's digital transformation. To support this objective, BSI executed broad-based marketing campaigns across Above The Line (ATL) and Below The Line (BTL) channels, including media exposure and large-scale national activation programs.

Entering 2025, BSI continued the established marketing direction with sharper focus and a more measurable approach. Marketing efforts were concentrated on BSI's key product champions, Payroll, Hajj, and Gold, as the main drivers of business growth. Strategic adjustments were made to ensure that the high level of base brand awareness achieved could be more effectively converted into higher consideration levels and business conversion.

At the beginning of 2025, the implementation of the marketing strategy included the organization of a series of BYONDFEST events at major shopping centers in Jakarta and other large cities across Indonesia, including BYONDFEST Ramadan and BYOND by BSI-themed homecoming service posts. These initiatives served as key pillars in expanding communication reach and enhancing public awareness and understanding of BSI's digital ecosystem.

During the Ramadan period, BSI consistently leveraged heightened customer activity through targeted publications and communication exposure at various prominent touchpoints. This approach aimed to reinforce the relevance of the BSI brand in customers' daily lives while highlighting the practical value of Sharia banking products and services.

In mid-2025, BSI further strengthened its global positioning through the organization of the BSI International Expo. The event not only recorded higher business achievements compared with the previous year but also served a role in introducing the Sharia financial ecosystem in a more comprehensive manner, thereby reinforcing BSI's global orientation.

The Marketing Communication Group actively supported management's direction by aligning communication campaigns and marketing activities with various strategic moments beyond the Ramadan period. From an activation perspective, BSI enhanced experiential marketing approaches through activities aligned with societal values and lifestyles, including international concerts, religious study events, and sports events held across multiple cities in Indonesia. These initiatives contributed positively to both awareness enhancement and business performance.

As a result of consistent strategy execution and clear focus, BSI recorded (yoy)brand awareness growth of 7% at the end of 2025. This momentum was utilized to further strengthen the marketing strategy through periodic data-driven measurement and evaluation, serving as the basis for future strategic planning and refinement.

Overall, BSI's marketing strategy in 2025 remained aligned with the approach implemented in 2024, while being executed with sharper focus on key products and a more robust measurement framework, supporting sustainable brand and business growth.

Marketing Strategy Focus

The marketing strategy focus in 2025 is implemented on a sustained basis as a continuation of the strategy adopted in the previous year. This strategy is directed toward supporting balanced business growth, strengthening the customer base, and enhancing the quality of revenue contribution, while continuing to uphold prudential principles, cost efficiency, and compliance with applicable regulations.

MARKET SHARE

BSI holds the largest market share within Indonesia's Sharia banking industry, as reflected in its relative position across key indicators, including assets, financing, and TPF. This position highlights the scale and role of BSI within the Sharia banking sector.

In conducting its business activities, BSI competes directly with other Sharia banks and, more broadly, with the national banking industry as a whole. Competitive dynamics are reflected in the efforts of banks to expand and maintain market share, which are commonly assessed based on asset size, financing distribution, and funding mobilization.

Accordingly, BSI's market shares relative to the Sharia banking industry, and the national banking industry is presented in the following section to provide an overview of the Bank's competitive positioning within the industry.

The following outlines BSI's market share position within the national banking industry:

BSI Market Share in the Sharia Banking Industry

(Rp billion)

Component	Description	2024	2025	Growth
(1)	(2)	(3)	(4)	(5)= (4)-(3)
Assets	**BSI**	**408.61**	**456,193**	**47,583**
	Industry	980.29	1,067.73	87.44
	Market Share	**41.68%**	**42.73%**	**1.04%**
Financing	**BSI**	**278.48**	**318.84**	**40.36**
	Industry	643.55	705.22	47.6
	Market Share	**43.27%**	**45.21%**	**2.86%**
TPF	**BSI**	**327.45**	**380,488**	**22,37**
	Industry	753.60	829.99	76.39
	Market Share	**43.45%**	**45.84%**	**2.39%**

Source:

- OJK Press Release, (data as of February 2026).
- BSI Financial Report December 2025.

MARKETING ASPECT

BSI Market Share Compared to the Islamic Banking Industry December 2025

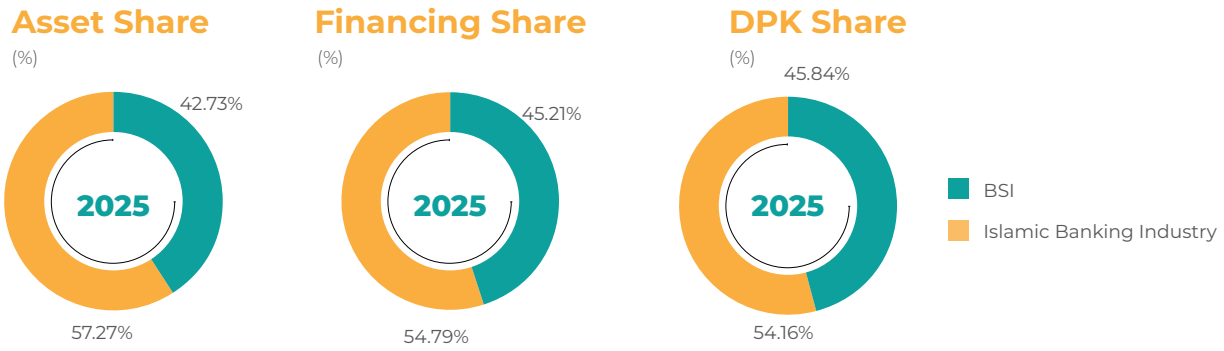

BSI Market Share Compared to the Islamic Banking Industry December 2024

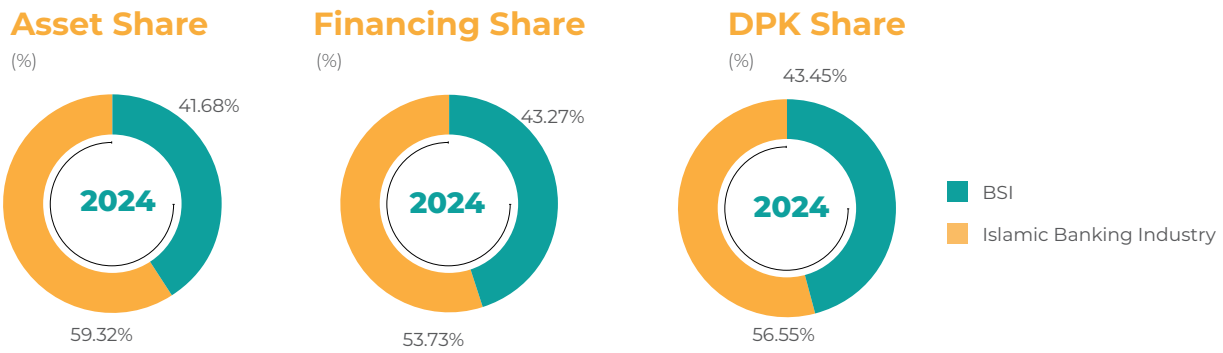

In 2025, BSI recorded relatively solid performance, as reflected in the development of market share across asset, financing, and third-party funds indicators. Changes in market share reflect the dynamics of BSI's growth relative to the Islamic banking industry as a whole.

- **Asset Market Share**
  BSI's asset market share was recorded at 42.73% in 2025, increasing compared to 41.68% in 2024. This increase in market share occurred in line with the growth in BSI's total assets from Rp409 trillion at the end of 2024 to Rp456 trillion in December 2025. This condition reflects BSI's improving capabilities, which continue to be in a phase of business expansion.

- **Financing Market Share**
  In line with this, BSI's financing market share showed significant strengthening, reaching 45.21% in December 2025, up from 43.27% in December 2024. This increase reflects the expansion of BSI's financing portfolio into strategic sectors, while continuing to observe prudential principles and measured risk management.

- **Third-Party Funds (DPK) Market Share**
  Meanwhile, BSI's DPK market share was recorded at 45.84% in December 2025, increasing from 43.45% in December 2024. This performance was supported by the fund-raising strategy through product innovation, including the development of bullion banking services, as well as the strengthening of service digitalization. In addition, the increase in Islamic financial inclusion also supported DPK growth, as reflected in the Financial Services Authority (OJK) survey, which showed an increase in the Islamic financial inclusion index from 12.88% in 2024 to 13.41% in 2025.

BSI Market Share Compared to the National Banking Industry

(Rp trillion)

Component	Description	2024	2025	Growth
(1)	(2)	(3)	(4)	(5)= (4)-(3)
Assets	**BSI**	**408.61**	**456,193**	**47,583**
	National Banking	12,691	13,646	955
	Market Share	**3.22%**	**3.34%**	**0.12%**
Financing	**BSI**	**278.48**	**318.84**	**40.36**
	National Banking	7,995	8,586	591
	Market Share	**3.48%**	**3.71%**	**0.23%**
TPF	**BSI**	**327.45**	**380,488**	**22.37**
	National Banking	8,998	10,059.00	1,061
	Market Share	**3.64%**	**3.78%**	**0.14%**

Source:
- Indonesian Banking Statistics December 2025, Financial Services Authority (OJK), February 2026 (processed)
- BSI Financial Report December 2025 (processed)

MARKETING ASPECT

BSI Market Share compared to the National Banking Industry December 2025

(In %)

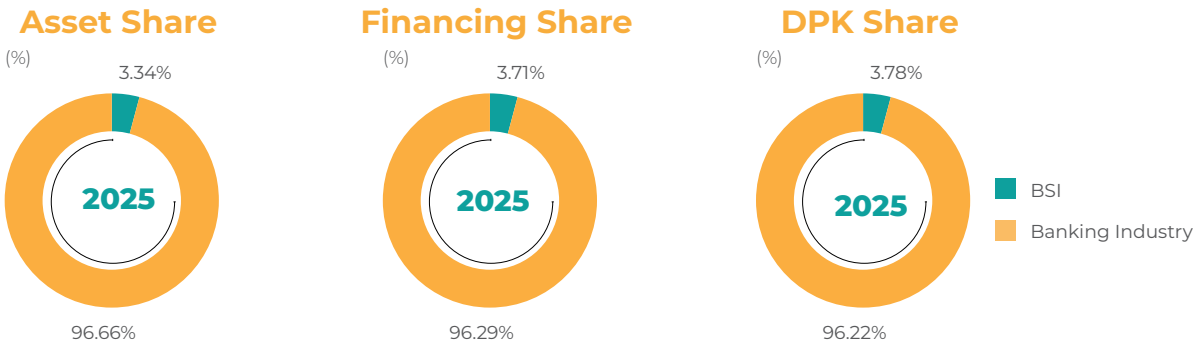

BSI Market Share compared to the National Banking Industry December 2024

(In %)

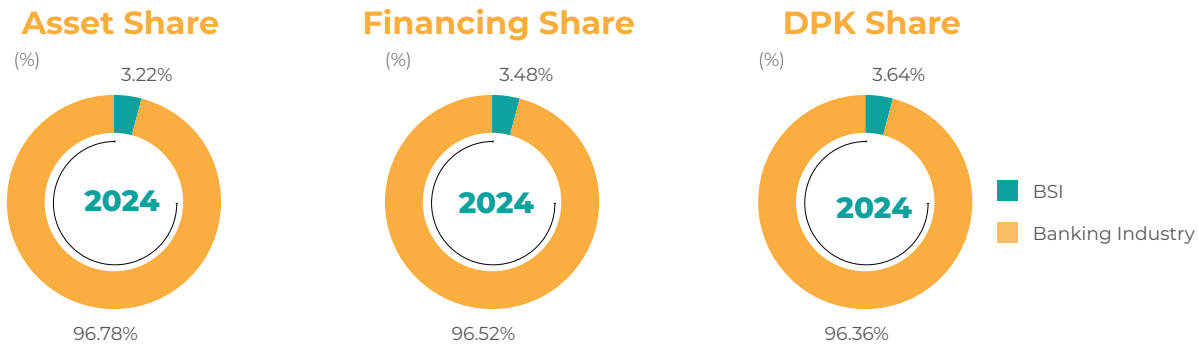

MARKETING ASPECT



Amid the various challenges faced by the banking industry throughout 2025, BSI demonstrated relatively resilient performance through December 2025. During this period, BSI succeeded in increasing its financing market share, while asset and DPK market shares experienced limited adjustments. This development reflects intensifying competition as well as the trend of moderating funding growth in the national banking industry.

- **Asset Market Share**
  BSI's asset market share within the national banking industry reached 3.34% as of December 2025, increased from 3.22% in the same period of 2024. This improvement reflects the effectiveness of BSI's strategy in strengthening capacity and competitiveness, despite intensified competition across the national banking sector.

- **Financing Market Share**
  BSI's financing market share amounted to 3.71% as of December 2025, increased from 3.48% in the corresponding period of 2024. This development reflects year-on-year financing growth, supported by BSI's efforts to expand its financing portfolio into strategic sectors that support the growth of Indonesia's Sharia economy, as well as a significant increase in gold financing portfolios.

- **Third Party Funds (TPF) Market Share**
  BSI's TPF market share reached 3.78% as of December 2025, increased from 3.64% in the same period of 2024. This achievement indicates BSI's ability to maintain funding stability through product innovation and sustained customer confidence.

CUSTOMER COMPLAINT HANDLING



The procedures and workflow for handling customer complaints at BSI are outlined in the following section:

Customers may submit complaints verbally through the BSI Call Center at 14040 and will receive a complaint reference number. Written complaints may be submitted through all **cabang Bank Syariah Indonesia, branch offices, the Head Office, BSI Mobile, BYOND by BSI, or via email at contactus@bankbsi.co.id.**

Customer complaints will be processed by the designated complaint handling unit of Bank Syariah Indonesia.

Customers will receive information on the resolution of their complaints within a maximum of 10 business days and, where necessary, this period may be extended by a further 10 business days..

Complaint Submission Requirements

Type of Complaints	Customers	Customer's Representatives
Verbal (BSI Call 14040)	Complaint Documents: · Valid customer identification · Other documents relevant to the complaint	Not yet permitted
Written: Bank Syariah Indonesia branch offices, Head Office, BSI Mobile, BYOND by BSI, and Email: contactus@bankbsi.co.id		Complaint Documents: · Original and copy of valid identification of the customer's authorised representative · A stamped power of attorney stating that the customer grants authority to an individual, institution, or legal entity to act for and on behalf of the customer · Other documents relevant to the customer's complaint
Complaint handling may also be pursued by customers through the Alternative Dispute Resolution Institution (LAPS), Bank Indonesia's mediation services, or the Financial Services Authority (OJK), provided that the complaint has first been submitted to and addressed by Bank Syariah Indonesia.		

BUSINESS PROSPECT AND 2026 STRATEGY

BUSINESS PROSPECT AND 2026 STRATEGY

Global economic uncertainty is expected to persist, driven by ongoing trade protectionism and heightened geopolitical tensions across several regions. The implementation of reciprocal tariff policies by the United States government may disrupt global supply chains, increase economic fragmentation, and weigh on global growth momentum.

Referring to the January 2026 World Economic Outlook released by the International Monetary Fund (IMF), unilateral tariff policies implemented by the United States are projected to reduce imports while supporting exports, thereby lifting overall growth. Investment activity is expected to improve moderately, strengthening domestic demand, consumption, and labor market conditions, with U.S. growth projected at 2.4%, up from 2.1% in the previous year. Nevertheless, the IMF highlights the significant increase in federal government debt as an additional risk to both U.S. and global stability.

Advanced European economies are projected to gradually adjust their recovery, supported by improved consumption amid monetary easing, fiscal stimulus, and front-loading of exports ahead of trade arrangements with the U.S. Meanwhile, emerging economies, including India and ASEAN+ countries, are expected to remain resilient and post growth above the global average, although trade tensions with the U.S. may moderate growth in China, India, and several Latin American countries. Overall, the IMF projects global growth in 2026 at 3.3%, unchanged from 2025.

Global Economic Growth Forecast

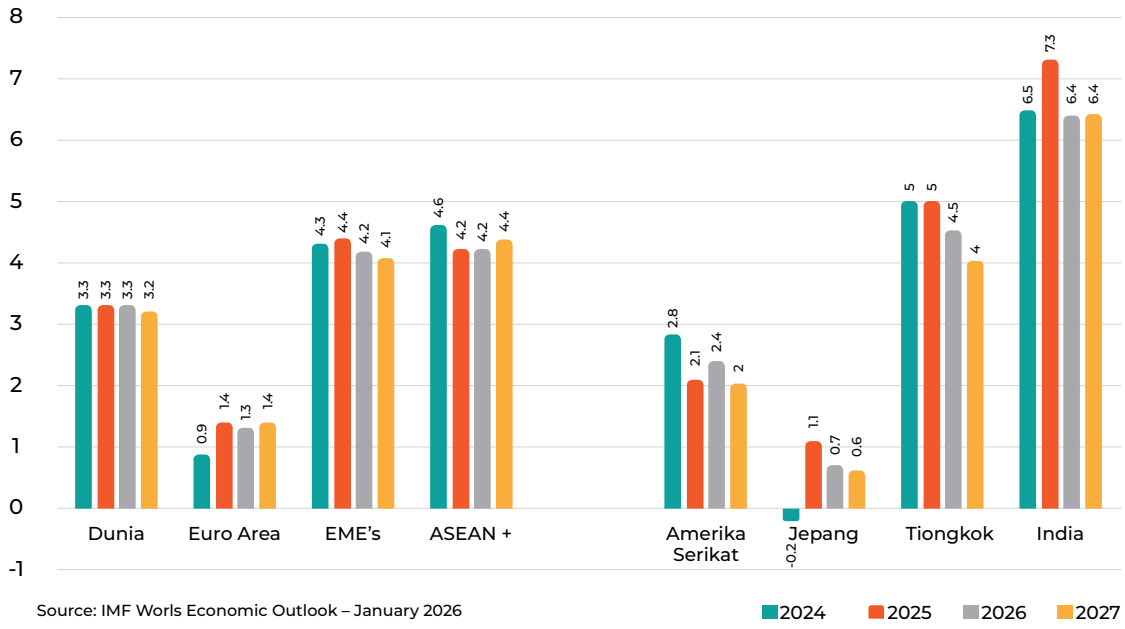

Source: IMF Worls Economic Outlook – January 2026

Geopolitical tensions, fragmented economic growth, and prolonged uncertainty are projected to weigh on global trade volumes and lead to lower primary energy commodity prices, while global inflation is expected to continue declining. Ongoing uncertainty has also triggered capital outflows from Emerging Markets toward safe haven assets, particularly U.S. bonds and gold. Data from the World Gold Council (WGC) show that central banks added 53 tons of gold to their reserves in October 2025, a significant increase from 19 tons in August 2025.

BUSINESS PROSPECT AND 2026 STRATEGY

Amid the global slowdown, Indonesia's economy is expected to remain resilient in 2026. The Government has set an economic growth target of 5.4%, higher than the 2025 realization, supported by strengthening performance in strategic sectors such as manufacturing, agriculture, and energy. This outlook is further underpinned by relatively stable household purchasing power and a conducive investment climate, supported by continued efforts to enhance legal certainty and enforcement.

Macroeconomic stability is expected to be maintained, with inflation projected to remain within target range of 1.5%–3.5%, and the Rupiah exchange rate remaining relatively stable at around Rp16,500 per US dollar.

Based on the assessment of BSI's economic team, the 2026 outlook is supported by eight key pillars, namely the normalization of global trade, asset reallocation to emerging markets, increasing attractiveness of the Rupiah, continuity of priority government programs, the impact of economic policy ("Purbaya Effect"), resilient domestic consumption, the downstreaming agenda, and projections of key economic indicators. The combination of these factors provides a relatively strong foundation for Indonesia's economy, although external risks remain elevated.

Domestic optimism is expected to support banking credit and financing growth, which Bank Indonesia projects to grow in the range of 8%–12% in 2026, accompanied by sound asset quality.

In line with this outlook, BSI projects that total Sharia banking assets will reach Rp1,205 trillion, with financing of approximately Rp794 trillion, representing growth of nearly 11.9%, and TPF of Rp952.9 trillion, grew by 12.55%.

At the downstream level, the halal industry is expected to become a key driver of trade and consumption performance. Domestic halal product consumption is projected to reach US$259.8 billion in 2026, growing by approximately 5.88% and accounting for more than 30% of national household consumption. On the export side, halal products contribute around 20% of Indonesia's total non-oil and gas exports and are projected to increase to US$73.9 billion, with growth of approximately 8.73%, including continued expansion of non-palm-oil exports.

Sources:
- World Economic Outlook, International Monetary Fund, January 2026.
- Speech by the Governor of Bank Indonesia at the 2025 Annual Meeting of Bank Indonesia.
- BSI economic team study.
- 2026 Draft State Budget document.
- World Gold Council

SWOT ANALYSIS

BSI continuously monitors global and domestic developments that may affect the Bank's performance and risk profile. To assess its competitive positioning and support informed strategic decision-making, BSI conducts a Strengths, Weaknesses, Opportunities, and Threats (SWOT) analysis.

The SWOT analysis evaluates both internal and external factors relevant to the Bank's operations. Internal factors are reflected in the assessment of strengths and weaknesses, while external factors are analyzed through the identification of opportunities and threats. The outcomes of this analysis serve as an important input in formulating BSI's strategic direction and strengthening its ongoing risk management framework.

BUSINESS PROSPECT AND 2026 STRATEGY

Strengths

- BSI has the largest scale of assets, financing, and network in the national Islamic banking industry.
- wnership of both Islamic Bank and Bullion Bank licenses provides unique differentiation in the banking industry, opening opportunities in the gold business and expanding sources of income.
- Has an office network totaling more than 1,000 outlets in Indonesia, as well as overseas office networks.
- Has a large customer base, thereby providing potential for product cross selling.
- Digital platforms such as BYOND by BSI, BSI Net, BeWize, QRIS, ATM, and EDC support the increase of digital transactions and service efficiency.

Weaknesses

- The level of public understanding regarding Islamic banking products remains a challenge in business expansion.
- The low-cost fund structure (CASA) still needs to be improved to become more competitive.
- The transformation of systems and business processes still requires continuous refinement.

Opportunities

- Indonesia has the largest Muslim population in the world, which represents significant potential for the development of Islamic finance. Growth in the global and national sharia economy.
- The Bullion Bank license opens opportunities for the development of gold investment products, gold custody, and gold-based financing.
- The growth of halal industries such as halal food, halal tourism, and halal lifestyle opens new financing opportunities for BSI.
- BSI's positioning in the Islamic banking industry is strong.
- Government policy support in the development of the national sharia economy serves as a catalyst for BSI's growth.

Threats

- Conventional banks and fintech companies offer increasingly competitive digital services.
- Rising global interest rates, liquidity pressures, and economic uncertainty may affect business growth.
- Liquidity competition among banks may increase the cost of funds and put pressure on margins.
- Digital transformation increases the need for technology investment as well as the strengthening of system security.

STRATEGY FOR 2026

In 2026, PT Bank Syariah Indonesia Tbk (BSI) will continue its growth strategy while maintaining the Winning Game Plan that has proven to provide added value in the previous year. This strategy is implemented through the 3-on-3 Strategy framework, strengthened by the Better Way of Working approach to respond to new opportunities and challenges in the financial industry, including competitive dynamics, changes in customer behavior, and the strengthening of BSI's role in the National Sharia Economic ecosystem.

The 3-on-3 Strategy focuses on three main pillars. The first pillar is Winning Low-Cost Fund, which is directed at strengthening the funding structure through the development of transaction solutions, optimization of funding sources based on Unique Sharia Funding, and effective management of tactical funds. The second pillar is Maintaining Asset Quality, which emphasizes disciplined financing quality management through strategies to control net downgrade, optimize recovery collection, and selectively expand financing into segments with optimal yield potential (high yield) while still prioritizing prudential principles. The third pillar is Productivity Enhancement, which

BUSINESS PROSPECT AND 2026 STRATEGY

focuses on improving organizational productivity through strengthening employee performance, optimizing information technology development, and managing operational expenditures more efficiently through the prioritization of high-impact branding and promotion activities.

In line with the strengthening of this strategy, BSI is also introducing the 2026 Game Changer by utilizing its "dual license," leveraging the advantages of its dual licenses as an Islamic Bank and a Bullion Bank. This approach is strengthened through the implementation of Better Way of Working, which emphasizes leadership based on segments, products, and sales (segment leadership, product leadership, and sales leadership) to strengthen market mastery and accelerate the development of sharia and bullion products. In addition, BSI is also driving regional expansion, particularly in the Greater Jakarta area, accelerating IT and digital service transformation, strengthening independent risk management particularly in Bullion risk management, as well as instilling a culture of service based on the values of empathy, service, and the spirit of wholehearted service to customers.

Through the combination of the 3-on-3 Strategy, strengthening the dual-engine Sharia & Bullion Bank, and transforming ways of working to become more agile and collaborative, BSI is optimistic that it can strengthen competitiveness, expand the sharia financial ecosystem, and drive healthy and sustainable business growth in 2026 and beyond.

Net profit of the segment after zakat and tax amounted to Rp1.00 trillion, an increase of Rp97.53 billion or 10.78% compared to 2024 of Rp904.53 billion. The increase in net profit was mainly influenced by an increase in other operating income.

PIONEERING AND STRENGTHENING SUSTAINABLE BUSINESS

COMMITMENT TO SUSTAINABLE DEVELOPMENT GOALS

As part of the global effort to balance economic, social, and environmental performance, nearly all member states of the United Nations (UN) have agreed to adopt the Sustainable Development Goals (SDGs) as a framework for national development. The SDGs comprise 17 global goals to be achieved during the 2016–2030 period and serve as a reference for policy formulation and development programs across member countries.

To support and monitor the achievement of SDG targets, regular meetings are conducted through the Conference of the Parties (COP), coordinated by the United Nations Framework Convention on Climate Change (UNFCCC). This forum functions as a global platform for addressing climate change and advancing sustainable development initiatives.

As one of the leading players in Indonesia's Islamic banking industry, BSI is not solely focused on financial performance, but also places strong emphasis on environmental, social, and governance (ESG) impacts. BSI implements various sustainability initiatives across economic, social, and environmental dimensions, and regularly reports both plans and realizations through its Sustainable Finance Action Plan to the Financial Services Authority, as well as through its Sustainability Report to investors. These efforts demonstrate BSI's commitment to supporting the achievement of the SDGs in a structured and measurable manner.

As the largest Islamic bank by assets in Indonesia, BSI fully supports the Government of Indonesia's targets as outlined in the National Action Plan (RAN) for Sustainable Development, including the commitment to reduce greenhouse gas (GHG) emissions by 29% through domestic efforts and up to 41% with international support by 2030, using 2019 as the baseline year.

BSI'S PARTICIPATION IN CLIMATE CHANGE MITIGATION EFFORTS

The increasing frequency and intensity of extreme weather events across various regions have led to significant economic losses and social challenges. In response, the UNFCCC has facilitated the development of a global roadmap through Nationally Determined Contributions (NDCs), aiming to limit global warming by reducing global GHG emissions by 60% by 2035, based on 2019 emission levels.

At COP 30, the UNFCCC presented an ambitious target to achieve Net Zero Emissions by 2060. The forum also outlined an estimated global funding requirement of up to US$1.3 trillion to support energy transition efforts in developing countries. The allocation of funding contributions from developed countries remains subject to further discussion at COP 31 in Turkey. As of COP 30, a consensus on the phased-out use of fossil energy had not yet been reached.

Indonesia has actively contributed to global climate mitigation efforts. In 2021, Indonesia submitted its First NDC, committing to reduce GHG emissions by 29% independently and up to 41% with international support by 2030. This was followed by the Enhanced NDC in 2022, which increased emission reduction targets to 31.89% through domestic efforts and 43.2% with international support. In 2025, Indonesia submitted its Second NDC, maintaining the same reduction targets while transitioning from a business-as-usual approach to an absolute emissions level target, serving as a policy framework for the 2031–2035 period.

To strengthen the domestic regulatory framework, in 2023 OJK issued POJK No. 17/2023 on Governance Implementation for Commercial Banks, which requires banks to mitigate climate change risks affecting asset quality, in line with the adoption of IFRS 1 and IFRS 2 in financial reporting. Several major banks in Indonesia have disclosed their compliance efforts through Annual Reports and Sustainability Reports submitted to OJK.

In line with these requirements, BSI has

PIONEERING AND STRENGTHENING SUSTAINABLE BUSINESS

progressively undertaken various initiatives to identify, manage, and mitigate climate-related risks within its operations, as part of strengthening sustainable governance and integrated risk management.

BSI Initiatives in Complying with POJK No. 17/2023 and Preparation of IFRS S1 and IFRS S2 Application

In response to the issuance of POJK No. 17/2023 and in line with the preparation for the implementation of the IFRS Sustainability Disclosure Standards (IFRS S1 and IFRS S2), which have been adopted into PSPK 1 and PSPK 2 in Indonesia, PT Bank Syariah Indonesia Tbk (BSI) has undertaken various strategic initiatives and preparatory measures. During the initial phase of adoption, the Bank has prioritized its efforts on IFRS S2, focusing on climate-related risks and opportunities.

The initiatives undertaken and planned by BSI include the following:

- **Strengthening Governance and Internal Capacity Building**

  BSI has actively participated in the standard-setting and consultation process by submitting responses to the Exposure Drafts of PSPK 1 and PSPK 2 issued by the Financial Services Authority (OJK). In addition, BSI took part in the Roundtable Discussion on ESG IFRS S1 and S2 for Islamic Banking and the establishment of an ESG Working Group organized by Asbisindo.

  To enhance internal capabilities, BSI participated in several training programs and workshops, including Sustainability Mastery with IFRS training organized by the Indonesian Institute of Accountants (IAI) through BSI Corporate University, as well as workshops on the implementation of PSPK 1 and PSPK 2 for Mandiri subsidiaries. Internally, BSI has conducted cross-unit discussions related to the implementation of PSPK 1 and PSPK 2 and performed self-assessments to evaluate existing readiness and alignment with the requirements of the standards.

  BSI has also reviewed best practices through various reference materials, including Climate-Related Reports, TCFD Reports, IFRS S1 and S2 Reports, and Sustainability Reports from institutions that have implemented similar standards.

- **Integration of Climate Change Risks into the Risk Management Framework**

  In line with its initial focus on IFRS S2, BSI is gradually developing and strengthening its Climate Risk Management and Scenario Analysis (CRMS) framework as an integral part of the Bank's overall risk management system. This framework aims to enhance understanding of the potential impacts of physical and transition climate risks on the Bank's financing portfolio, asset quality, and overall risk profile.

- **Strengthening Financing Policies and Environmentally Responsible Portfolio Management**

  BSI has implemented environmentally friendly Sharia-compliant financing and currently maintains a portfolio across seven Environmentally Sustainable Business Activities (KUBL), namely:
  - Sustainable Management of Living Natural Resources and Land Use
  - Products that Reduce Resource Consumption and Generate Less Pollution
  - Renewable Energy
  - Other Environmentally Sustainable Business Activities
  - Green Buildings that Meet National, Regional, or International Standards or Certifications
  - Sustainable Water and Wastewater Management
  - Environmentally Friendly Transportation

To mitigate potential risks and protect asset quality, BSI has incorporated environmental aspects into its Operational Technical Guidelines (PTO) Industry Acceptance Criteria (IAC). Furthermore, the Green Transportation sector and the Sustainable Management of Living Natural Resources and Land Use sector have been designated as new industry classes under the Standard Business Procedure (SPB) Portfolio Guideline.

- **Enhancement of Systems, Data, and Sustainability Reporting Readiness**
  BSI continues to enhance system readiness, data governance, and supporting infrastructure to ensure the availability of reliable sustainability-related risk and opportunity data. These efforts support effective risk monitoring, management decision-making, and the gradual improvement of sustainability disclosures, particularly climate-related disclosures, in an integrated manner with the Bank's financial reporting.

Through these initiatives, BSI remains committed to ensuring that climate change risk management is proportionally integrated into the Bank's governance and risk management framework, thereby supporting asset quality resilience and the long-term sustainability of business performance.

OPERATIONAL REVIEW PER BUSINESS SEGMENT

The segment performance discussion in this Annual Report is prepared with reference to the "Segment Information" note presented in the Audited Financial Statements for the year ended 2025. This presentation is intended to provide a clear and consistent overview of the Bank's financial and operational performance across its distinct lines of business.

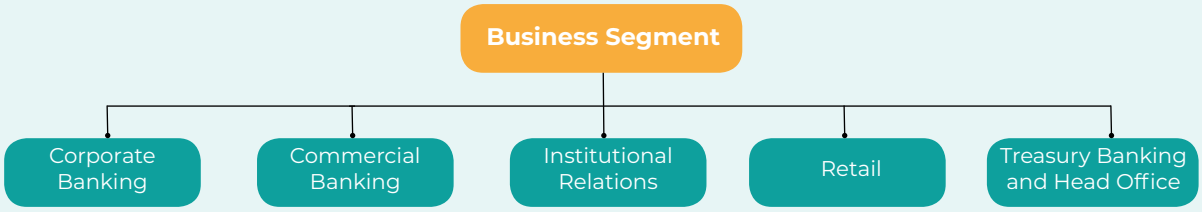

Since 2022, BSI has implemented changes to the presentation of operating segments used in internal management performance reporting. These changes were made to enhance the relevance and transparency of performance information in line with the Bank's management structure and decision-making processes.

Accordingly, the Bank identifies and discloses financial information based on its principal business activities (operating segments), which are classified into Corporate Banking, Commercial Banking, Institutional Relationship, Retail, as well as Treasury Banking and Head Office. This segmentation reflects management's approach to resource allocation, performance monitoring, and focused risk management across the Bank's business portfolio.

BSI as Indonesia's First Bullion Bank

BSI is the first bank in Indonesia to obtain regulatory approval to conduct integrated fund collection and distribution activities alongside licensed gold trading operations. Under this mandate, BSI carries out core activities that support gold ownership and trading, both through installment-based financing and pawn-based structures, as part of its asset-backed Islamic banking services.

To optimize this opportunity, BSI offers two primary gold acquisition channels, namely Gold Financing and Digital Gold. These services are designed to provide customers with flexible access to gold investment instruments that align with their financial needs and risk preferences.

In line with the growing perception of gold as a preferred investment and hedging asset, transaction volumes for gold purchases throughout 2025, across both Gold Financing and Digital Gold, continued to increase. This trend has contributed positively to the Bank's funding growth and the expansion of non-interest income derived from gold ownership and trading activities.

OPERATIONAL REVIEW PER BUSINESS SEGMENT

Gains Strategic Advantage as Indonesia's First Bullion Bank

	Gold Installment	Gold Pawning	Digital Gold
No. of New Customer	**358,400** ▲ 35.23%YoY	**21.623** ▲ 32.71% YoY	**331,229** ▲ 417.28% Ytd
Disbursement	**IDR 14,413 Billion** ▲ 92.38% YoY	**IDR 32,478 Billion** ▲ 52.87% YoY	**1,844 kg** ▲ 315.44 Ytd
Revenue	Interest Income (IDR Billion)	Fee Based Income (IDR Billion)	Fee Based Income (IDR Billion)

Since bullion bank license

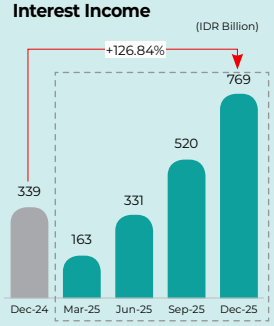

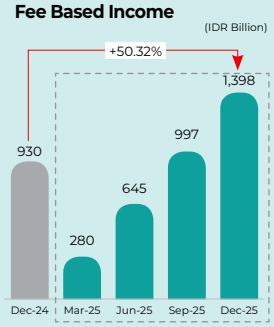

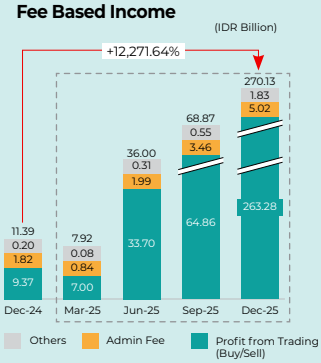

BYOND – Membawa Investasi Emas Lebih Dekat bagi Semua

- **Kepemilikan emas mulai dari** Rp**50,000**
- **Cetak emas mulai dari** **2 gram**
- **Pembelian & Penjualan *Real-time* Tersedia** **24/7**
- **Tanpa Hambatan Transaksi** **Rp-Grams**

TERJANGKAU, LIKUID, DAN AMAN

- **Harga** **Kompetitif**
- **Terpercaya,** **Asli, Aman & Terjamin**
- **Didukung oleh** **Emas Fisik**
- **Tanpa Ribet**

CORPORATE BANKING

PERFORMANCE HIGHLIGHTS 2025

Financing

Rp **70.84** trillion

▲ Rp **12.12** trillion

20.65% yoy

2024: Rp58.72 trillion

Funding

Rp **44.36** trillion

▲ Rp **22.74** trillion

105.21% yoy

2024: Rp21.62 triliun

Net Profit (after zakat & tax)

Rp **1.00** billion

▲ Rp **128.41** billion

14.20%

2024: Rp904.53 billion

Business Scope

The Corporate Banking segment serves large scale business entities, including State-Owned Enterprises (SOEs) and their subsidiaries, state institutions, multinational companies, non-bank financial institutions (including non-linkage venture capital), syndicated financing, publicly listed companies, as well as securities companies. A description of Corporate Banking products and services is presented in the Profile section – Products and Services Subsection of this Annual Report.

Competitive Advantages and Innovation

In 2025, BSI's Corporate Banking segment was supported by its position as the largest Islamic bank in Indonesia, offering end-to-end Sharia-compliant corporate financing capabilities, a robust halal ecosystem, and strong networks and synergies with SOEs and the government.

BSI continued to advance innovation through enhanced digital corporate banking and integrated cash management services, more flexible Sharia-based financing and treasury solutions tailored to corporate needs, and optimized ecosystem and value-chain approaches. These initiatives aim to improve efficiency, customer loyalty, and fee-based income.

Strategy in 2025

To address challenges within the Corporate Banking segment, BSI implemented strategies focused on strengthening risk management and improving financing quality, sharpening priorities

CORPORATE BANKING

on key sectors and the halal ecosystem, and diversifying Sharia-based products and services, including cash management and trade finance.

On the funding side, BSI strengthened the acquisition of low-cost funds from corporate customers through service digitalization. Overall, the Corporate Banking segment continued the sustainable strategies adopted in the previous year, with adjustments to sector priorities, risk management, and accelerated execution in line with prevailing conditions during 2025.

Productivity, Revenue, and Profitability

Pada aspek pendanaan, terjadi peningkatan sebesar Rp22,75 triliun atau 105,21% yoy dibandingkan tahun 2024 sebesar Rp21,62 triliun.

Net profit of the segment after zakat and tax amounted to Rp1.00 trillion, an increase of Rp97.53 billion or 10.78% compared to 2024 of Rp904.53 billion. The increase in net profit was mainly influenced by an increase in other operating income.

Corporate Banking Segment Performance 2025

(In Rp million)

Description	2024	2025	Growth	
			Nominal	%
(1)	(2)	(3)	(4)=(3)-(2)	(5)=(4/2)
Total Financing	58,719,889	70,842,980	12,123,092	20.65%
NPF (%)	2.24%	1.76%	(0.48%)	(21.43%)
Total Funding / Third Party Funds (TPF)	21,619,859	44,366,869	22,747,010	105.21%
Net Fund Management Income	1,076,107	1,042,480	(33,627)	(3.12%)
Other Operating Income	374,100	444,885	70,785	18.92%
Operating Expenses	(151,526)	(233,113)	(81,587)	53.84%
Allowance for Impairment Losses (CKPN)	(109,297)	61,612	170,909	(156.37%)
Profit After Zakat and Tax	904,526	1,002,058	128,410	14.20%

Business Outlook and Strategy for 2026

Looking ahead, the Corporate Banking segment is expected to maintain a positive outlook, supported by improvements in financing quality and profitability, as reflected in financing growth and a declining NPF ratio. The development direction for 2026 and beyond will focus on selective and high-quality growth by prioritizing key sectors, particularly strategic industries, SOEs, government projects, and Indonesia's halal ecosystem.

Business development will also emphasize strengthening fee-based income through optimized cash management, trade finance, and Sharia treasury services, alongside sustained cost efficiency and prudent risk management. Continued digitalization of corporate banking services and ecosystem-based approaches are expected to enhance customer loyalty, deepen business relationships, and support the segment's sustainable contribution to BSI's overall performance.

COMMERCIAL BANKING

PERFORMANCE HIGHLIGHTS 2025

Financing

Rp **19.96** trillion

▲ Rp **1.46** trillion

7.89% yoy

2024: Rp18.50 trillion

Funding

Rp **21.05** trillion

▲ Rp **10.03** trillion

75.20% yoy

2024: Rp12.01 trillion

Net Fund Management Income

Rp **519.29** billion

▲ Rp **55.45** billion

11.95%

2024: Rp463.84 billion

Other Operating Income

Rp **300.39** billion

▲ Rp **55.83** billion

22.83%

2024: Rp244.56 billion

Business Scope

The Commercial Banking segment serves medium-sized enterprises, including Regional-Owned Enterprises (BUMD) and their subsidiaries, regional governments, hospitals (except those governed under special products), and public and private universities (foundations managing higher education institutions). Descriptions of Commercial Banking products and services are presented in the Profile – Products and Services section of this Annual Report.

Competitive Advantages and Innovation in 2025

In 2025, the Commercial Banking segment of BSI demonstrated competitive advantages supported by cross-unit collaboration and ecosystem development, with the following key focuses:

1. Lead Collaboration with MUF in Joint Financing
   Commercial Banking acts as the leading Business Unit in developing joint financing collaboration with MUF for the Wholesale segment, covering Commercial and Corporate customers.

2. Retail and Consumer Business Collaboration
   The segment serves as an entry point for retail and consumer business development, contributing to growth in third-party funds (TPF) and financing.

3. Hospital Business Financing – Top Branding
   Commercial Banking positions BSI as an advanced bank in hospital financing management, with a portfolio of Rp8.67 trillion and approximately 560 hospital customers.

4. Highest DPK Impact
   Strengthened collaboration with PP Muhammadiyah resulted in 24.30% growth in PP Muhammadiyah's TPF at BSI during 2025.

Strategy in 2025

The 2025 Commercial Banking strategy focused on four main pillars:

- Target Segment
  - » Acquisition of Top Players in Indonesia
    - Conglomerates and business groups of BUMD and reputable private entities within the Commercial segment.
    - Potential existing non-borrower TPF customers (in collaboration with managing branches).
    - Prominent entrepreneurs in each RCB/ ACB region (local champions).
    - Collaboration with branches managing wealth/priority customers who are entrepreneurs.
  - » Layer 2 (L2) of BSI Corporate Business Customers
    - Targeting L2 of approximately 128 Corporate Business customers with performing status or in line with recommendations.
    - Intensive coordination with Corporate Business 1 (CB1), Corporate Business 2 (CB2), and Corporate Business 3 (CB3) to explore and access potential L2 customers.

- People Organization
  - » Enhancing Employee Capabilities
    - Collaboration with Risk Unit Pairing and BSU to develop sector-focused financing training syllabi.
    - Industry and priority-sector seminars.
    - Mandatory training and competency certification aligned with job levels.
  - » Rewards and Benefits for High-Performing Employees
    - Structured mutation and promotion system based on proper talent pooling.
    - Performance-based rewards aligned with organizational needs.

- Product / Program
  - » Joint Financing Program with MUF for Wholesale Customers
    - Refreshment and program socialization.
    - Preparation of booking gimmicks in collaboration with MUF.
  - » Supply chain ecosystem development through Distributor Financing.
  - » Healthcare ecosystem development through BPJS Kesehatan Supply Chain Financing (SCF).

- Campaign
  - » Event sponsorships based on requests from customers, prospective customers, and business communities.
  - » Vendor gatherings and other sponsorship activities.
  - » Collaborative initiatives with Commercial Banking customers and related Business Units.

Productivity, Revenue, and Profitability

Total financing in the Commercial Banking segment as of December 2025 was recorded at Rp19.96 trillion, increasing by Rp1.46 trillion or 7.89% compared to Rp18.50 trillion in 2024. Total funding also increased from Rp12.01 trillion in 2024 to Rp21.05 trillion in 2025.

Net fund management income was recorded at Rp519.29 billion, increasing by Rp55.45 billion or 11.95% compared to Rp463.84 billion in 2024. Segment net profit after zakat and tax amounted to Rp300.39 billion, up by Rp55.83 billion or 22.83% compared to Rp244.56 billion in 2024.

CORPORATE BANKING

Commercial Banking Segment Performance

(In Rp million)

Description	2024	2025	Growth	
			Nominal	%
(1)	(3)	(2)	(4)=(3)-(2)	(5)=(4/2)
Total Financing	18,497,916	19,956,543	1,458,627	7.89%
NPF (%)	2.28%	2.19%	(0.09%)	(3.95%)
Total Funding / TPF	12,013,780	21,047,633	9,033,853	75.20%
Net Fund Management Income	463,841	519,291	55,450	11.95%
Other Operating Income	198,027	153,925	(44,102)	(22.27%)
Operating Expenses	(215,341)	(244,845)	(29,504)	13.70%
Allowance for Impairment Losses (CKPN)	(124,951)	(33,380)	91,571	(73.29%)
Profit After Zakat and Tax	244,558	300,391	55,833	22.83%

Business Outlook and Strategy for 2026

The 2026 Commercial Banking outlook and strategy are structured around four approaches: Optimization, Collaboration, Expansion, and Program-Based:

- Optimization
  - Optimization of the withdrawal flexibility of established financing facilities.
  - Continuous fulfillment of customer needs through investment financing to maintain outstanding balances and long-term loyalty.

- Collaboration
  - Wholesale–retail collaboration to capture potential value chain financing and corporate customer groups.
  - Synergy in accelerating SLA through the risk pairing group.

- Expansion
  - Expansion of sector focus beyond the sectors currently dominated by commercial, namely education, healthcare, and trade.

- Program-Based
  - Strengthening cooperation such as with PP Muhammadiyah and NU through business ecosystem development.

INSTITUTIONAL RELATIONSHIP

PERFORMANCE HIGHLIGHTS 2025

Funding

Rp **103.83** trillion

▼ Rp **14.37** trillion

16.07% yoy

2024: Rp89.46 trillion

Net Fund Management Income

Rp **5,203.79** billion

▼ Rp **460.79** billion

9.72% yoy

2024: Rp4,743.00 billion

Net Profit (after zakat & tax)

Rp **261.58** billion

Business Scope

The Institutional Relations segment is focused on fund management and financial transactions of institutional customers that do not have financing facilities (financing line). This segment serves, among others, Ministries, State Institutions, Public Service Agencies (Badan Layanan Umum or BLU), sui generis institutions, SOEs and their subsidiaries, Regional-Owned Enterprises (BUMD) and their subsidiaries, Regional Governments, Regional Public Service Agencies (BLUD) and their subordinate units, Government Working Units under Ministries, State Universities, Hospitals (owned by the Government, Ministries, SOEs, BUMD, and State Institutions), and Public Private Companies. A description of Institutional Relations products and services is presented in the Profile section – Products and Services subsection of this Annual Report.

Competitive Advantages and Innovation

In 2025, the Institutional Relationship segment of BSI continued to strengthen synergies and collaboration with institutional partners through the development of transaction, operational, and technology-based solutions. These initiatives aim to deliver added value and support institutional operational needs in an effective and sustainable manner.

The segment's competitive advantage is underpinned by the utilization of integrated technology-based services, including the Cash Management System (CMS), BSI e-Health, BSI Institutional Payment (BPI), and system integration for reporting and transaction needs through Application Programming Interface (API) and/or Host-to-Host (H2H) connectivity. Continuous innovation enables BSI to address the evolving operational requirements of Ministries and Institutions with greater reliability and efficiency.

Strategy in 2025

In 2025, the Institutional Relationship segment implemented a sustainability-oriented strategy to support performance, with the following key priorities:

- Increasing institutional transaction current

INSTITUTIONAL RELATIONSHIP

accounts through the utilization of the BEWIZE application for targeted institutions.
- Driving fund growth, particularly placement and transaction current accounts, through optimized institutional collaboration and programs.
- Enhancing understanding of customer needs through analysis of institutional cash in and cash out patterns to deliver more effective solutions.
- Optimizing the placement of institutional funds while managing customer concentration risk in accordance with the Bank's risk management policies.
- Expanding the institutional customer base through ecosystem development across Ministries and Government Institutions, Regional Governments, Public Universities, State-Owned Hospitals, subsidiaries of Regional-Owned Enterprises, and publicly listed private companies.

Productivity, Revenue, and Profitability

Total funding in the Institutional Relations segment in December 2025 was recorded at Rp103.83 trillion, increasing by Rp14.37 trillion or 16.07% YoY compared to Rp89.46 trillion in 2024.

Fund management income as mudharib in 2025 was recorded at Rp5,203.79 billion, increasing by 9.72% compared to Rp4,743.00 billion in 2024. Profit in 2025 was recorded at Rp261.58 billion

Segment performance was influenced by several key factors:
- Effective collaboration with institutional customers through a combination of technology solutions, strong products and after-sales services, competitive profit-sharing schemes, capable relationship managers, and the Bank's established reputation.
- Strong institutional trust, positioning BSI as a strategic partner in facilitating customer operations.
- System stability for both institutional users and civil servants, reinforcing trust at both institutional and individual levels.

Institutional Relations Segment Performance

(In Rp million)

Description	2024	2025	Growth	
			Nominal	%
(1)	(2)	(3)	(4)=(3)-(2)	(5)=(4/2)
Total Funding / Third Party Funds (DPK)	89.456.637	103.829.629	14.372.992	16,07%
Net Fund Management Income	4.743.000	5.203.797	460.797	9,72%
Profit After Zakat and Tax	341,380	174,841	(166,540)	(48.78%)

Business Outlook and Strategy for 2026

Looking ahead to 2026, the outlook for the Institutional Relationship segment is expected to be increasingly dynamic, with heightened competition and complexity. To address these conditions, BSI has outlined the following strategic directions:
- Focusing on Pareto customers among Ministries and Government Institutions with the largest state budget allocations, by optimizing fund placements and developing ancillary businesses such as payroll services, Hajj Savings, Gold Savings, and consumer financing.
- Optimizing institutional fund placements while managing concentration risk in line with management policies.
- Increasing fund growth, particularly placement current accounts and derived transactions, through strengthened ecosystems within Regional Governments, Public Universities, State-Owned Hospitals, and targeted government institutions, thereby maintaining close-loop fund flows and sustaining Third Party Funds within BSI.
- Consistently maintaining relationships with key institutional stakeholders and responding proactively to organizational and nomenclature changes within Ministries and Institutions.

RETAIL

PERFORMANCE HIGHLIGHTS 2025

Financing

Rp **228.04** trillion

▲ Rp **26.78** trillion

13.31 % yoy

2024: Rp201.26 trillion

Main contributor: Retail Consumer +Rp15.74 trillion

Funding

Rp **210.86** trillion

▲ Rp **5.64** trillion

2,75%

2024: Rp205.23 trillion

Net Fund Management Income

Rp **14.64** trillion

▲ Rp **1.18** trillion

8.79% yoy

2024: Rp13,46 trillion

Net Profit (after zakat & tax)

Rp **5.78** trillion

Business Scope

BSI's Retail Segment comprises three main sub-segments: Retail Small and Medium Enterprise (SME), Retail Micro, and Retail Consumer. These sub-segments serve a significant role in supporting the Bank's intermediation function while contributing to the expansion of Islamic financial inclusion.

The Retail SME sub-segment serves private business entities, both incorporated and unincorporated, for productive purposes, including working capital and investment financing. The Retail Micro sub-segment focuses on individual customers and micro-entrepreneurs, including the distribution of subsidized financing to support government programs aimed at empowering community-based businesses. Meanwhile, the Retail Consumer sub-segment provides financing to individuals for consumptive and multipurpose needs, including housing, multipurpose, vehicle, pension, financing cards, gold installment, gold pawning, and government-supported financing programs.

Further details on Retail Segment products are presented in the Product and Services subsection of the Bank Profile section of this Annual Report.

Competitive Advantages and Innovation

The Retail Segment benefits from competitive advantages derived from long-term relationships with individual customers and the availability of comprehensive transactional data, enabling more targeted and relevant product offerings. To support funding stability, the segment emphasizes the growth of low-cost funds (Current Account Saving Account/CASA).

In line with the Bank's digital transformation agenda, the Retail Segment continues to enhance service innovation, particularly through the strengthening of the BYOND by BSI SuperApps to support daily transactions, investment activities, and integrated Islamic financial services. Digitalization of processes and service channels is directed at improving productivity, reducing reliance on physical transactions, and enhancing operational efficiency on a sustainable basis.

RETAIL

Retail Segment Strategy in 2025

In 2025, the Retail Segment focused its strategy on increasing CASA growth through a cluster-based approach, encompassing office clusters, residential clusters, and entrepreneur or business clusters. This strategy is implemented through a one-stop solution concept, providing comprehensive banking products and services to support customers' financial activities.

Productivity, Revenue, and Profitability

Ongoing digital transformation initiatives have contributed positively to improvements in Retail Segment productivity. Continuous development of digital channels has reduced reliance on physical transactions and supported improvements in efficiency ratios. As a result, savings growth reached 12.92% year-on-year (yoy) as of September 2025. Overall TPF growth was driven primarily by the retail and individual segments, with a focus on CASA growth, thereby supporting a lower cost of funds.

Total financing in the Retail Segment as of December 2025 was recorded at Rp228.04 trillion, increasing by Rp26.78 trillion or 13.31% year-to-year (yoy) compared to Rp201.26 trillion in 2024. The increase was primarily driven by Retail Consumer growth, which contributed Rp13.77 trillion. On the funding side, total Retail Segment funding increased by 2.75%, from Rp205.23 trillion in 2024 to Rp210.86 trillion in 2025.

Net fund management income of the Retail Segment as of December 2025 reached Rp14.64 trillion, increasing by Rp1.18 trillion or 8.79% yoy compared to Rp13.46 trillion in 2024. Other operating income also increased by 1.75% ytd, from Rp2.26 trillion in 2024 to Rp2.30 trillion in 2025. However, the Retail Segment's impairment expenses (CKPN) rose significantly by Rp552.99 billion or 31.47% compared to 2024. This increase was attributable to the Bank's risk mitigation measures through additional CKPN provisioning as an anticipatory step against potential defaults from customers affected by the Sumatra (Aceh) disaster. As a result, profit after zakat and tax declined by 2.54%, from Rp5.93 trillion in 2024 to Rp5.78 trillion in 2025.

Retail Segment Performance

In Rp million)

Description	2024	2025	Growth	
			Nominal	%
(1)	(2)	(3)	(4)=(3)-(2)	(5)=(4/2)
Total Financing	201,263,437	228,044,238	26,780,801	13.31%
NPF (%)	1.76%	1.78%	0.02%	1.14%
Total Funding / TPF	205,226,059	210,861,924	5,635,865	2.75%
Net Fund Management Income	13,455,386	14,637,844	1,182,458	8.79%
Other Operating Income	2,257,932	2,297,523	39,591	1.75%
Operating Expenses	(6,208,730)	(7,029,752)	(821,022)	13.22%
Allowance for Impairment Losses (CKPN)	(1,757,475)	(2,310,473)	(552,998)	31.47%
Profit After Zakat and Tax	5,934,732	5,776,550	(158,182)	(2.67%)

Business Outlook and Retail Segment Strategy for 2026

Amid expectations of a stable and resilient banking industry in 2026, the Retail Segment is well positioned to continue its growth trajectory. Going forward, the segment will focus on increasing savings while maintaining the distinctive strengths of Islamic banking services.

Key savings products include Easy Savings for individual customers, Payroll Savings for institutional customers conducting payroll through BSI, including BO2, SOEs, hospitals, and private sector institutions, Business Savings for entrepreneurs offering free transactions and competitive limits through entrepreneur and MSME communities, and Hajj Savings to support planning, registration, and settlement of pilgrimage activities.

TREASURY BANKING AND HEAD OFFICE

PERFORMANCE HIGHLIGHTS 2025

Net Fund Management Income

Rp **1.72** trillion

▲ Rp **12.38** billion

▼ 0.73% yoy

2024: Rp1.71 trillion

Other Operating Income

Rp **4.04** trillion

▲ **48.19%** yoy

2024: Rp2.73 trillion

Business Scope

Treasury Banking and Head Office segment functions as a supporting segment encompassing liquidity management, financial markets, and centralized banking functions. This segment comprises:

- Treasury Banking, which includes the Bank's treasury activities, such as foreign exchange transactions, money market operations, fixed income instruments, international banking activities, capital markets, and supervision of Overseas Branches.
- Head Office, which covers the management of assets and liabilities not allocated to other operating segments, including cost allocations for centralized services provided to other segments, as well as income and expenses not specifically attributable to other reportable segments.

Further details on Treasury Banking and Head Office products and services are presented in the Profile – Products and Services subsection of this Annual Report.

Competitive Advantages and Treasury Innovation

- BSI's Treasury & Global Market (TGM) continues to develop competitive and innovative Sharia-compliant treasury products and services to support both retail and institutional customers. Key competitive strengths include:
- Provision of integrated one-stop treasury solutions for Sharia-compliant transactions.
- Treasury products and services supporting the Hajj and Umrah ecosystem.
- Strategic partnership role in deepening the Islamic financial market through the development and implementation of Sharia-compliant foreign exchange and money market instruments.
- Active participation in the development of the Government Sukuk (SBSN) market, both as a Primary Dealer and through secondary market trading.
- An active role as a market maker in the Rupiah and foreign exchange money markets, as well as in the Sharia Government Securities (SBSN) market, supporting market liquidity and the orderly functioning of Islamic financial markets.

TREASURY BANKING AND HEAD OFFICE

- Extensive domestic and international counterparty networks.

Treasury Banking Strategy in 2025

To support treasury business growth, TGM BSI implemented the following key strategies in 2025:

- Product and Service Development
  Expansion of Sharia-compliant hedging products, including Islamic Forward, Islamic Hedging Multiple Spot (Par Forward), and Islamic Swap, retailization of SBSN, alternative treasury funding products, and Sharia money market instruments tailored to retail and institutional needs.

- Strengthening Partnerships and Business Networks
  Execution of Memoranda of Understanding and cooperation agreements related to the Sharia Master Hedging Agreement, Sharia Repurchase Agreements, and Sharia money market transactions under Wakalah Bi Al Istitsmar with strategic partners.

- Infrastructure Strengthening and Cross-Unit Synergy
  Establishment of Transaction Banking Foreign Exchange (TBFX) units in Aceh, Medan, Bandung, and Surabaya in collaboration with the Transaction Banking Wholesale Group, aimed at strengthening organizational capabilities and optimizing network potential, including expansion of domestic and international remittance segments.

- Revenue Optimization and Cost of Fund (CoF) Monitoring
  Implementation of liquidity management mechanisms to maintain an efficient Cost of Fund while optimizing fund deployment through financing and treasury transaction services.

- Bullion Bank Ecosystem Development
  Expansion of the bullion banking ecosystem through increased transaction volumes, strengthened digital services, and more efficient gold inventory management to support customer growth and new revenue sources.

Productivity, Revenue, and Profitability

As of December 2025, net fund management income of the Treasury Banking and Head Office Segment was recorded at Rp1.72 trillion, increasing by Rp12.38 billion or 0.73% year-to-year compared to Rp1.71 trillion in 2024. In addition, other operating income rose significantly by 48.19% year-to-year, from Rp2.73 trillion in 2024 to Rp4.04 trillion in 2025.

Treasury Banking and Head Office Segment Performance

(In Rp million)

Description	2024	2025	Growth	
			Nominal	%
(1)	(2)	(3)	(4)=(3)-(2)	(5)=(4/2)
Net Fund Management Income	1,707,162	1,719,540	12,378	0.73%
Other Operating Income	2,726,319	4,040,263	1,313,944	48.19%

TREASURY BANKING AND HEAD OFFICE

Business Outlook and Treasury Strategy for 2026

Based on the 2026 financial projections, Treasury & Global Market has formulated strategic initiatives to enhance fee-based income, particularly through transaction intensification across priority customer segments, Hajj and Umrah travel participants, and remittance companies.

The 2026 Treasury strategy focuses on:

- Achievement of Fee-Based Income (FBI) Targets
  - Provision of Sharia-compliant treasury transaction products through nationwide branch network synergies.
  - Digitalization of Sharia foreign exchange and Sukuk transaction services via BSI's digital platforms.
  - Expansion of SBSN retailization programs and potential customer ecosystems.
  - Development of alternative Sharia money market transaction products.
  - Broader customer segmentation and expansion of strategic counterparties.
  - Enhancement of wholesale transaction performance through cross-group collaboration to increase share of wallet.
  - Further development of bullion banking products and services aligned with customer needs.
- Business Process Improvement
  - Development of Sharia contracts, products, and treasury services in coordination with regulators, industry associations, and financial market participants.
  - Strengthening treasury system infrastructure to support digitalization.
  - Enhancement of treasury human capital competencies.
  - Refinement of internal business processes to improve service quality and prudential standards.
  - Implementation of targeted marketing strategies aligned with customer characteristics and needs.

FINANCIAL REVIEW

The following financial review is based on the Financial Statements of BSI for the year ended 31 December 2025, as presented in this Annual Report. The Financial Statements have been audited by Purwanto Susanti and Surja, an independent public accounting firm.

The independent auditor has expressed an opinion that the Financial Statements present fairly, in all material respects, the financial position of BSI as of 31 December 2025, as well as its financial performance and cash flows for the year then ended. The Financial Statements comprise the statements of profit or loss and other comprehensive income, cash flows, reconciliation of income and profit-sharing, sources and distribution of zakat funds, and sources and uses of benevolent funds, and have been prepared in accordance with Indonesian Financial Accounting Standards.

FINANCIAL PERFORMANCE

The financial performance of BSI for the reporting year reflects the results of integrated and prudent financial management. The presentation of the Bank's financial performance comprises the Statement of Financial Position, the Statement of Profit or Loss and Other Comprehensive Income, the Statement of Cash Flows, the Statement of Reconciliation of Income and Profit-Sharing, the Statement of Sources and Distribution of Zakat Funds, and the Statement of Sources and Uses of Benevolent Funds, as discussed in the following sections:

Statements of Financial Position

(in Rp million)

Description	2024	2025	Growth	
			Nominal	%
(1)	(2)	(3)	(4)=(3)-(2)	(5)=(4)/(2)
CASH	8,080,689	8,690,766	610,077	7.55%
CURRENT ACCOUNTS AND PLACEMENTS WITH BANK INDONESIA	49,966,279	51,603,043	1,636,764	3.28%
CURRENT ACCOUNTS AND PLACEMENTS WITH OTHER BANKS				
Third parties	3,752,325	4,440,920	688,595	18.35%
Related parties	128,549	127,529	(1,020)	(0.79%)
Total current accounts and placements with other banks	3,880,874	4,568,449	687,575	17.72%
Allowance for impairment losses	(14,809)	(17,787)	(2,978)	20.11%
Net	3,866,065	4,550,662	684,597	17.71%
INVESTMENT IN MARKETABLE SECURITIES – NET				
Third parties	24,134,169	20,711,402	(3,422,766)	(14.18%)
Related parties	38,117,637	38,971,200	853,563	2.24%
Total investment in marketable securities	62,251,806	59,682,602	(2,569,204)	(4.13%)
Allowance for impairment losses	(35,288)	(32,114)	3,174	(8.99%)
Net	62,216,518	59,650,488	(2,566,030)	(4.12%)
ACCEPTANCE RECEIVABLES				
Third parties	12,694	587,439	574,745	4,527.68%
Related parties	172,451	105,678	(66,773)	(38.72%)

FINANCIAL REVIEW

Description	2024	2025	Growth	
			Nominal	%
(1)	(2)	(3)	(4)=(3)-(2)	(5)=(4)/(2)
Total acceptance receivables	185,145	693,116	507,971	274.36%
Allowance for impairment losses	(1,851)	(6,931)	(5,080)	274.45%
Net	183,294	686,185	502,891	274.36%
RECEIVABLES				
Murabahah				
Third parties	144,205,651	149,274,351	5,068,700	3.51%
Related parties	66,883	53,803	(13,080)	(19.56%)
Total *murabahah*	144,272,534	149,328,154	5,055,620	3.50%
Istishna				
Third parties	11	-	(11)	(100,00%)
Ijarah				
Third parties	188,361	166,499	(21,862)	(11.61%)
Total *ijarah*	188,361	166,499	(21,862)	(11.61%)
Total receivables	144,460,906	149,494,653	5,033,747	3.48%
Allowance for impairment losses	(4,265,369)	(4,560,165)	(294,796)	6.91%
Net	**140,195,537**	**144,934,488**	**4,738,951**	**3.38%**
FUNDS OF *QARDH*				
Third parties	12,863,002	17,201,419	4,338,417	33.73%
Related parties	910,782	520.509	(390,273)	(42.85%)
Total funds of *Qardh*	13,773,784	17,721,928	3,948,144	28.66%
Allowance for impairment losses	(787,694)	(748,173)	39,521	(5.02%)
Net	**12,986,090**	**16,973,755**	**3,987,665**	**30.71%**
FINANCING				
Mudharabah				
Third parties	937,079	889,309	(47.770)	(5.10%)
Related parties	2,000,000	2,000,000	–	0.00%
Total *mudharabah*	2,937,079	2,889,309	(47.770)	(1.63%)
Allowance for impairment losses	(93,488)	(51,456)	42.032	(44.96%)
Net	2,843,591	2,837,853	(5.738)	(0.20%)
Musyarakah				
Third parties	88,044,668	118,731,486	30,686,818	34.85%
Related parties	26,142,550	26,140,288	(2,262)	(0.01%)
Total *musyarakah*	114,187,218	144,871,774	30,684,556	26.87%
Allowance for impairment losses	(5,145,131)	(5,622,587)	(477,456)	9.28%
Net	109,042,087	139,249,187	30,207,100	27.70%
Total financing	117,124,297	147,761,083	30,636,786	26.16%
Allowance for impairment losses	(5,238,619)	(5,674,043)	(435,424)	8.31%
Net	111,885,678	142,087,040	30,201,362	26.99%
ASSETS ACQUIRED FOR IJARAH – NET	3,122,255	3,866,097	743,842	23.82%
FIXED ASSETS AND RIGHT-OF-USE ASSETS – NET	7,723,853	11,421,035	3,697,182	47.87%
INTANGIBLE ASSETS – NET	2,102,344	2,436,092	333,748	15.88%
DEFERRED TAX ASSETS	2,056,727	1,875,326	(181,401)	(8.82%)
OTHER ASSETS – NET	4,228,103	7,417,629	3,189,526	75.44%
TOTAL ASSETS	**408,613,432**	**456,192,606**	**47,579,174**	**11.64%**

FINANCIAL REVIEW

Description	2024	2025	Growth	
			Nominal	%
(1)	(2)	(3)	(4)=(3)-(2)	(5)=(4)/(2)
LIABILITIES, TEMPORARY SYIRKAH FUNDS, AND EQUITY				
LIABILITIES				
OBLIGATIONS DUE IMMEDIATELY				
Third parties	845.825	927.752	81.927	9,69%
Related parties	12.818	9.601	(3.217)	(25,10%)
Total immediate liabilities	858.643	937.353	78.710	9,17%
UNDISTRIBUTED REVENUE SHARING	291.578	258.515	(33.063)	(11,34%)
***WADIAH* DEPOSITS**				
Wadiah demand deposits				
Third parties	16.260.234	24.879.855	8.619.621	53,01%
Related parties	2.886.845	2.910.619	23.774	0,82%
Total wadiah demand deposits	19.147.079	27.790.474	8.643.395	45,14%
Wadiah savings deposits				
Third parties	55.266.166	63.293.651	8.027.485	14,53%
Related parties	13.901	17.470	3.569	25,67%
Total *wadiah* saving deposits	55.280.067	63.311.121	8.031.054	14,53%
Total *wadiah* deposits	74.427.146	91.101.595	16.674.449	22,40%
DEPOSITS FROM OTHER BANKS				
Wadiah demand deposits				
Third parties	173.510	86.913	(86.597)	-49.91%
Related parties	1.369	1.175	(194)	-14.17%
Total *wadiah* demand deposits	174.879	88.088	(86.791)	-46,63%
Wadiah savings deposits				
Third parties	8.985	17.704	8.719	97,04%
Sharia Compliant Interbank Fund Management Certificate ("SIPA")				
Third parties	400.000	2.693.886	2.293.886	573,47%
Related parties	200.834	-	(200.834)	-100,00%
Total Sharia Compliant Interbank Fund Management Certificate ("SIPA")	600.834	2.693.886	2.093.052	-348,36%
Total deposits from other banks	784.698	2.799.678	2.014.980	256,78%
LIABILITIES TO BANK INDONESIA	18.417.864	–	(18,417,864)	-100,00%
ACCEPTANCE LIABILITIES				
Third parties	72.792	498.492	425.700	584,82%
Related parties	112.353	194.624	82.271	73,23%
Total acceptance liabilities	185.145	693.116	507.971	274,36%
TAXES PAYABLE	889.642	439.413	-450.229	-50,61%
EMPLOYEE BENEFITS LIABILITIES	534.730	578.150	43.420	8,12%
ESTIMATED LOSSES ON COMMITMENTS AND CONTINGENCIES	24.045	26.183	2.138	8,89%
OTHER LIABILITIES	5.867.830	8.095.239	2.227.409	37,96%
TOTAL LIABILITIES	**102.281.321**	**104.929.242**	**2.647.921**	**2,59%**
TEMPORARY SYIRKAH FUNDS				
Mudharabah demand deposits				

FINANCIAL REVIEW

Description	2024	2025	Growth	
			Nominal	%
(1)	(2)	(3)	(4)=(3)-(2)	(5)=(4)/(2)
Third parties	17.421.912	24.805.106	7.383.194	42,38%
Related parties	19.813.889	19.284.514	-529.375	-2,67%
Total Mudharabah demand deposits	37.235.801	44.089.620	6.853.819	18,41%
Mudharabah savings deposits				
Third parties	85.414.890	98.825.160	13.410.270	15,70%
Related parties	375.768	1.108.173	732.405	194,91%
Total Mudharabah savings deposits	85.790.658	99.933.333	14.142.675	16,49%
Mudharabah time deposits				
Third parties	92.556.398	99.049.344	6.492.946	7,02%
Related parties	38.122.469	47.068.292	8.945.823	23,47%
Total Mudharabah time deposits	130.678.867	146.117.636	15.438.769	11,81%
Total Mudharabah demand deposits, savings deposits, and time deposits	253.705.326	290.140.589	36.435.263	14,36%
Interbank Mudharabah Investment Certificates ("SIMA")				
Third parties	2.481.425	2.095.000	(386,425)	-15,57%
Related parties	885.225	550.000	(335,225)	-37,87%
Total Interbank Mudharabah Investment Certificates ("SIMA")	3.366.650	2.645.000	(721,650)	-21,44%
Issued Mudharabah Sukuk				
Third parties	2.653.063	5.117.401	2.464.338	92,89%
Related parties	365.500	1.207.500	842.000	230,37%
Total issued mudharabah sukuk	3.018.563	6.324.901	3.306.338	109,53%
Subordinated Sukuk Mudharabah				
Third parties	140.000	145.000	5.000	3,57%
Related parties	60.000	55.000	-5.000	-8,33%
Total subordinated sukuk mudharabah	200.000	200.000	0	0,00%
Mudharabah term financing	1.000.000	–	-1.000.000	-100,00%
TOTAL TEMPORARY SYIRKAH FUNDS	**261.290.539**	**299.310.490**	**38.019.951**	**14,55%**
EQUITY				
Share capital – full amount				
Issued and fully paid capital	23.064.630	23.064.630	0	0,00%
Additional paid-in capital	(3.929.100)	(3.929.100)	0	0,00%
Gain on revaluation of fixed assets	553.440	553.440	0	0,00%
Remeasurement of employee benefit lliabilities – net of tax	347.644	352.934	5.290	1,52%
Unrealised gain/(loss) on marketable securities measured at fair value through other comprehensive income – net of tax	(56.814)	332.558	389.372	-685,35%
Retain earnings				
Appropriated	3.377.462	4.778.639	1.401.177	41,49%
Unappropriated	21.684.310	26.799.773	5.115.463	23,59%
TOTAL EQUITY	**45.041.572**	**51.952.874**	**6.911.302**	**15,34%**
TOTAL LIABILITIES, TEMPORARY SYIRKAH FUNDS AND EQUITY	**408.613.432**	**456.192.606**	**47.579.174**	**11,64%**

FINANCIAL REVIEW

TOTAL ASSETS

Total assets of BSI stood at Rp456.19 trillion in December 2025, increased by Rp47.58 trillion or 11.64% year on year (yoy) compared to Rp408.61 trillion in 2024. The increase in assets was primarily driven by growth in net financing of Rp39.67 trillion, net fixed assets and right-of-use assets of Rp3.70 trillion, as well as an increase in other net assets of Rp3.19 trillion.

Cash

The cash position as of December 2025 was Rp8.69 trillion, increased by Rp610.08 billion or 7.55% yoy compared to Rp8.08 trillion in 2024. The increase mainly came from cash in transit amounting to Rp283.87 billion and ATM cash amounting to Rp208.97 billion.

Current Accounts and Placements with Bank Indonesia

Current accounts and placements with Bank Indonesia stood at Rp51.60 trillion in December 2025, increased by Rp1.64 trillion or 3.28% yoy compared to Rp49.97 trillion in 2024. The increase was mainly attributable to the increase in Wadiah current accounts with Bank Indonesia.

Current Accounts and Placements with Other Banks

Current accounts and placements with other banks (net) stood at Rp4.55 trillion in December 2025, rose by Rp685 billion or 17,71% yoy compared to Rp3.87 trillion in 2024. The increase was attributable to current accounts with other banks, which increased by Rp1.24 trillion compared to 2024.

Investments in Securities

Net investment in securities decreased by Rp2.57 trillion, from Rp62.22 trillion in December 2024 to Rp59.65 trillion in December 2025. The decrease mainly occurred in SUKBI instruments amounting to Rp3.20 trillion.

Acceptance Receivables

Acceptances receivable (net) were recorded at Rp686.19 billion in December 2025, an increase of Rp502.89 billion compared to 2024 of Rp183.29 billion. The increase mainly came from the rise in import usance SKBDN acceptance receivables of Rp498.60 billion, from Rp133.30 billion in 2024 to Rp631.90 billion in 2025.

Receivables

Receivables increased to Rp149.49 trillion in December 2025, up by Rp5.03 trillion or 3.48% yoy compared to Rp144.46 trillion in 2024. Primarily driven by growth in the consumer sector of Rp3.67 trillion, trade of Rp1.34 trillion, and agriculture of Rp740.53 billion.

Funds of Qardh

Qardh financing was recorded at Rp17.72 trillion in December 2025, increased by Rp3.95 trillion or 28.66% yoy compared to Rp13.77 trillion in 2024. This growth was primarily supported by an increase in gold pawn (rahn) financing of Rp3.98 trillion, from Rp8.08 trillion in 2024 to Rp12.06 trillion in 2025.

Financing

Financing reached Rp147.76 trillion in December 2025, increased by Rp30.64 trillion or 26.16% yoy compared to Rp117.12 trillion in 2024. Financing growth was driven by the consumer sector amounting to Rp16.28 trillion, trade amounting to Rp9.66 trillion, and business services amounting to Rp2.99 trillion.

Assets Acquired for Ijarah

Net assets acquired for ijarah were recorded at Rp3.86 trillion in December 2025, rose by Rp743.84 billion or 23.82% yoy compared to Rp3.12 trillion in 2024. The growth was primarily driven by the transportation equipment sector amounting to Rp720.61 billion and the property sector amounting to Rp464.67 billion.

Property, Equipment, and Right-of-Use Assets

Net fixed assets and right-of-use assets increased significantly to Rp11.42 trillion in December 2025, grew by Rp3.70 trillion or 47.87% yoy compared to Rp7.72 trillion in 2024. The increase was mainly driven by higher right-of-use assets amounted to Rp2.65 trillion and office equipment amounted to Rp1.37 trillion.

Intangible Assets

Net intangible assets amounted to Rp2.44 trillion in December 2025, rose by Rp334 billion or 15.88% compared to Rp2.10 trillion in 2024. The increase was primarily related to additional information technology licenses, including strengthening system security and developing the BYOND by BSI application.

Deferred Tax Assets

Deferred tax assets stood at Rp1.88 trillion, decreased by Rp181.40 billion or 8.82% compared to Rp2.06 trillion in 2024. The decline was influenced by the implementation of the Minister of Finance of the Republic of Indonesia Regulation No. 74 of 2024 concerning the establishment of allowance for doubtful accounts deductible from gross income, which resulted in adjustments to the deferred tax asset balance.

Other Assets

Other assets consist of, among others, prepaid expenses, SKBDN receivables from customers, foreclosed collateral, securities income receivables, accrued financing income, office supplies and stamp inventories, third-party receivables, ATM receivables, security deposits, and other items.

Other assets (net) were recorded at Rp7.42 trillion in December 2025, increased by Rp3.19 trillion or 75.44% yoy compared to Rp4.23 trillion in 2024. The increase mainly came from the rise in SKBDN receivables from customers amounting to Rp1.41 trillion, ERR receivables amounting to Rp782 billion, as well as prepaid expenses amounting to Rp440 billion.

TOTAL LIABILITIES

Total liabilities of BSI stood at Rp104.93 trillion in December 2025, increased by Rp2.65 trillion or 2.59% yoy compared to Rp102.28 trillion in 2024. The increase in liabilities was supported by higher wadiah deposits and deposits from other banks.

Obligations Due Immediately

Obligations due immediately stood at Rp937.35 billion in December 2025, rose by Rp78.71 billion or 9.17% yoy compared to Rp858.64 billion in 2024. The increase mainly came from liabilities to third parties amounting to Rp267.88 billion.

Undistributed Revenue Sharing

Undistributed profit sharing was recorded at Rp258.52 billion in December 2025, down by Rp33.06 billion or 11.34% yoy compared to Rp291.58 billion in 2024. The decrease was caused by the decline in undistributed profit sharing on non-bank current accounts amounting to Rp18.26 billion, PASBI profit sharing amounting to Rp6.40 billion, and undistributed profit sharing on non-bank deposits amounting to Rp5.51 billion.

Wadiah Deposits

Wadiah deposits, consisting of wadiah current accounts and wadiah savings, stood at Rp91.10 trillion in December 2025, increased by Rp16.67 trillion or 22.40% compared to Rp74.43 trillion in 2024. This growth was driven by an increase in wadiah current accounts of Rp8.64 trillion and wadiah savings of Rp8.03 trillion, reflecting the stability of transaction-based funds.

Deposits from Other Banks

Deposits from other banks were recorded at Rp2.80 trillion in December 2025, increased by Rp2.01 trillion compared to Rp784.70 billion in 2024. The increase in Interbank Fund Management Certificates Based on Sharia Principles (SIPA) amounting to Rp2.09 trillion was the main factor behind the increase in deposits from other banks.

Liabilities to Bank Indonesia

As of December 2025, BSI had no liabilities to Bank Indonesia. In comparison, liabilities to Bank Indonesia stood at Rp18.42 trillion in 2024.

Borrowings

In both 2025 and 2024, BSI did not have any borrowings outstanding.

Acceptance Liabilities

Acceptance liabilities were recorded at Rp693.12 billion in December 2025, down by Rp507.97 billion compared to Rp185.15 billion in 2024. This increase was mainly caused by the rise in import usance SKBDN acceptance liabilities amounting to Rp535.25 billion.

FINANCIAL REVIEW

Tax Payables
Taxes payable were recorded at Rp439.41 billion in December 2025, decreased by Rp450.23 billion compared to Rp889.64 billion in 2024. The decrease was mainly caused by Article 25/29 Income Tax amounting to Rp454.24 billion, from Rp674.84 billion in 2024 to Rp220.60 billion in 2025.

Employee Benefits Liabilities
Employee benefit liabilities stood at Rp578.15 billion in December 2025, increased by Rp43.42 billion or 8.12% yoy compared to Rp534.73 billion in 2024.

Estimated Losses on Commitments and Contingencies
Estimated losses on commitments and contingencies stood at Rp26.18 billion in December 2025, up by Rp2.14 billion or 8.89% yoy compared to Rp24.04 billion in 2024. The increase was in line with the higher outstanding commitment liabilities.

Other Liabilities
Other liabilities stood at Rp8.10 trillion in December 2025, increased by Rp2.23 trillion or 37.96% yoy compared to Rp5.87 trillion in 2024. The increase was primarily driven by higher lease liabilities, which rose by Rp2.53 trillion.

TOTAL TEMPORARY SYIRKAH FUNDS

Temporary syirkah funds consisted of mudharabah current accounts, mudharabah savings, mudharabah deposits, interbank mudharabah investment certificates (SIMA), subordinated mudharabah sukuk, issued mudharabah sukuk, as well as mudharabah term financing.

Total temporary syirkah funds stood at Rp299.31 trillion in December 2025, increased by Rp38.02 trillion or 14.55% compared to Rp261.29 trillion in 2024. The increase was primarily driven by growth in mudharabah current accounts, savings, and time deposits, which rose by Rp36.44 trillion in 2025, reflecting a strengthening of the profit-sharing-based funding base.

Mudharabah Current Accounts
Mudharabah current accounts stood at Rp44.09 trillion in December 2025, increased by Rp6.85 trillion or 18.41% yoy compared to Rp37.24 trillion in 2024. The increase mainly came from the growth in mudharabah current accounts for SBSN funds amounting to Rp4.05 billion.

Mudharabah Savings
Mudharabah savings stood at Rp99.93 trillion in December 2025, increased by Rp14.14 trillion or 16.49% yoy compared to Rp85.79 trillion in 2024. The increase mainly came from growth in business savings products amounting to Rp6.59 trillion, easy mudharabah savings amounting to Rp3.44 trillion, and regular Tapenas amounting to Rp1.42 trillion.

Mudharabah Time Deposits
Mudharabah time deposits stood at Rp146.12 trillion in December 2025, grew by Rp15.44 trillion or 11.81% yoy compared to Rp130.68 trillion in 2024. The growth was primarily supported by an increase in third-party mudharabah deposits of Rp6.49 trillion and related-party deposits of Rp8.95 trillion in 2025.

Subordinated Mudharabah Sukuk
Subordinated mudharabah sukuk stood at Rp200.00 billion in December 2025, unchanged compared to 2024.

Issued Mudharabah Sukuk
Mudharabah sukuk issued stood at Rp6.32 trillion in December 2025, up by Rp3.31 trillion or 109.53% yoy compared to Rp3.02 trillion in 2024. In June 2025, BSI issued Phase II of its Sustainable (ESG) Sukuk amounting to Rp5.00 trillion, strengthening its medium- to long-term funding alternatives.

Mudharabah Term Financing
As of December 2025, BSI did not have any mudharabah term financing outstanding. In comparison, mudharabah term financing stood at Rp1.00 trillion in 2024.

EQUITY

Equity of BSI stood at Rp51.95 trillion in December 2025, rising by Rp6.91 trillion or 15.34% yoy compared to Rp45.04 trillion in 2024. The increase in equity was primarily driven by higher retained earnings, reflecting the Bank's ability to generate sustainable profitability.

Issued and Fully Paid Capital

Issued and fully paid-up capital stood at Rp23.06 trillion in December 2025, unchanged compared to 2024.

Additional Paid-in Capital

Additional paid-in capital stood at Rp3.93 trillion in December 2025, unchanged from the previous year.

Revaluation Surplus on Fixed Assets

The gain on revaluation of fixed assets stood at Rp553.44 billion in December 2025, unchanged compared to 2024.

Remeasurement of Defined Benefit Plans – Net of Tax

Remeasurement of the defined benefit plan, net of tax, stood at Rp352.93 billion, rose by Rp5.29 billion or 1.52% compared to Rp347.64 billion in 2024. The increase reflects changes in actuarial assumptions, which had a limited impact on the Bank's equity position.

Unrealized Gains/(Losses) on Securities Measured at Fair Value through Other Comprehensive Income

As of December 2025, BSI recorded unrealized gains on securities measured at fair value through other comprehensive income (net of tax) amounting to Rp332.56 billion. In comparison, 2024 reflected unrealized losses of Rp56.81 billion, indicating improved market conditions and a stronger valuation of the securities portfolio.

Retained Earnings

Retained earnings stood at Rp31.58 trillion in December 2025, rose by Rp6.52 trillion or 26.00% yoy compared to Rp25.06 trillion in 2024. The increase was driven by growth in both appropriated and unappropriated retained earnings, in line with the Bank's financial performance throughout the period..

FINANCIAL REVIEW

STATEMENT OF PROFIT OR LOSS AND OTHER COMPREHENSIVE INCOME

Profit and Loss and Other Comprehensive Income Statement Table

(In Rp million)

Description	2024	2025 (Q3)	Growth	
			Nominal	%
(1)	(2)	(3)	(4)=(3)-(2)	(5)=(4)/(2)
INCOME FROM FUND MANAGEMENT AS MUDHARIB				
Income from sale and purchases	13,404,055	14.510.697	1.106.642	8,26%
Income from profit sharing	8,001,204	10.126.213	2.125.009	26,56%
Income from ijarah – net	192,124	128.536	(63.588)	(33,10%)
Other main operating income	3,700,820	3.500.045	(200.775)	(5,43%)
THIRD PARIES' SHARE ON RETURN	(7,889,029)	**(9.136.405)**	**(1.247.376)**	**15,81%**
BANK'S SHARE IN PROFIT	**17,409,174**	**19.129.086**	**(1.719.912)**	**9,88%**
OTHER OPERATING INCOME				
Fee-based income from banking services	3,678,362	4.631.301	952.939	25,91%
Gain from marketable securities	587,199	1.000.562	413.363	70,40%
Other income	1,290,918	1.304.733	13.815	1,07%
Total other operating income	**5,556,479**	6.936.596	1.380.117	24,84%
OPERATING EXPENSES				
Salaries and benefits	(5,284,136)	(5.496.617)	(212.481)	4,02%
General and administrative	(6,342,626)	(8.109.463)	(1.766.837)	27,86%
Wadiah bonus	(586)	(651)	(65)	11,09%
Others	(166,294)	(93.983)	72.311	(43,48%)
Total operating expenses	**(11,793,642)**	(13.700.714)	(1.907.072)	16,17%
Provision for impairment losses on earning and non-earning assets – net	(1,893,867)	(2.356.951)	(463.084)	24,45%
INCOME FROM OPERATION	**9,278,144**	**10.008.017**	**729.873**	**7,87%**
NON-OPERATING INCOME/(EXPENSE) – NET	4,312	**3.688**	**(624)**	**(14,47%)**
INCOME BEFORE ZAKAT AND TAX EXPENSE	**9,282,456**	**10.011.705**	**729.249**	**7,86%**
ZAKAT	(232,061)	**(250.293)**	**(18.232)**	**7,86%**
TAX EXPENSES	(2,044,507)	**(2.193.889)**	**(149.382)**	**7,31%**
NET INCOME	**7,005,888**	**7.567.523**	**561.635**	**8,02%**
OTHER COMPREHENSIVE INCOME				
Items that will not be reclassified to profit or loss:				
Gain on revaluation on fixed assets	108,910	–	(108.910)	(100,00%)
Remeasurement of employee benefit liabilities	136,130	6.782	(129.348)	(95,02%)
Related income tax	(29,948)	(1.492)	28.456	(95,02%)
Items that will be reclassified to profit or loss:				
Unrealised gain/(loss) on marketable securities measured at fair value through other comprehensive income	(92,116)	492.515	584.631	(634,67%)
Related income tax	29,148	(103.143)	(132.291)	(453,86%)
Total other comprehensive income – net of tax	**152,124**	394.662	242.537	159,43%
TOTAL COMPREHENSIVE INCOME	**7,158,012**	**7.962.185**	**804.173**	**11,23%**
BASIC AND DILUTED EARNINGS PER SHARE (Full Rupiah)	**151.88**	**164,05**	**12,17**	**8,01%**

INCOME FROM FUND MANAGEMENT BY THE BANK AS MUDHARIB

Income from fund management by the Bank as mudharib stood at Rp28.27 trillion in December 2025, grew by Rp2.97 trillion or 11.73% yoy compared to Rp25.30 trillion in 2024. The increase was primarily supported by higher profit-sharing income of Rp2.13 trillion and trading income of Rp1.11 trillion, which drove the growth in fund management income.

Income from Sale and Purchase Transactions

Income from sale and purchase transactions stood at Rp14.51 trillion, increased by Rp1.11 trillion or 8.26% yoy compared to Rp13.40 trillion in 2024. The expansion of murabahah receivables and the maintained quality of receivables disbursed were the main factors supporting the increase in trading income in 2025.

Income from Profit Sharing

Profit-sharing income reached Rp10.13 trillion, increased by Rp2.13 trillion or 26.56% yoy compared to Rp8.00 trillion in the previous year. The growth was primarily driven by income from musyarakah financing, which rose by Rp2.14 trillion or 27.26% compared to last year.

Net Ijarah Income

Income from ijarah, net, was recorded at Rp128.54 billion, down by Rp63.59 billion compared to Rp192.12 billion in 2024.

Other Main Operating Income

Other main operating income was recorded at Rp3.50 trillion, decreased by Rp200.77 billion or 5.43% yoy compared to Rp3.70 trillion in 2024. The item that declined was investment income from securities.

Share of Profit Attributable to Third Parties

Third parties' share in profit-sharing stood at Rp9.14 trillion, grew by Rp1.25 trillion or 15.81% yoy compared to Rp7.89 trillion in the previous year. The largest increases were recorded in profit-sharing on mudharabah time deposits amounting to Rp1.05 trillion, sustainable sukuk of Rp202.40 billion, and mudharabah current accounts of Rp197.79 billion.

OTHER OPERATING INCOME

Other operating income, consisting of banking service fees, gains on investment securities, and other income, stood at Rp6.94 trillion in December 2025, grew by Rp1.38 trillion or 24.84% yoy compared to Rp5.56 trillion in 2024. The largest increase was recorded in banking service fee income.

Fee-Based Income

Banking service fee income stood at Rp4.63 trillion, grew by Rp902.01 billion or 25.91% yoy compared to Rp3.68 trillion in the previous year. There were increases in rahn income amounting to Rp519.50 billion, gold margin income amounting to Rp255.21 billion, and internet and mobile banking service income amounting to Rp87.43 billion.

Gains on Investment Securities

Gains on investment securities stood at Rp1.00 trillion, grew by Rp413.36 billion or 70.40% yoy compared to Rp587.20 billion in 2024. The increase was primarily driven by income from the disposal of securities and higher fair value gains on securities measured at fair value.

Other Income

Other income was recorded at Rp1.31 trillion, up by Rp13.82 billion or 1.07% yoy compared to Rp1.29 trillion in 2024. The increase came from recoveries of receivables and financing that had been written off.

OPERATING EXPENSES

Operating expenses stood at Rp13.70 trillion in December 2025, increased by Rp1.91 trillion or 16.17% compared to Rp11.79 trillion in 2024. The increase was primarily driven by higher general and administrative expenses amounting to Rp1.77 trillion and salary and allowance expenses of Rp212.48 billion.

Salaries and Benefits

Salary and allowance expenses rose by Rp212.48 billion or 4.02% yoy, from Rp5.28 trillion in 2024 to Rp5.50 trillion in 2025.

FINANCIAL REVIEW

General and Administrative Expenses

General and administrative expenses were recorded at Rp8.11 trillion, up by Rp1.77 trillion or 27.86% yoy compared to Rp6.34 trillion in 2024. The increase mainly came from depreciation of fixed assets and amortization of intangible assets amounting to Rp575.56 billion, rental expenses amounting to Rp213.92 billion, and outsourcing expenses amounting to Rp175.28 billion.

Wadiah Bonus

Wadiah bonus expense stood at Rp651 million, increasing by Rp65 million or 11.09% compared to Rp586 million in 2024.

Others

Other expenses stood at Rp93.98 billion, declining significantly by Rp72.31 billion or 43.48% yoy compared to Rp166.29 billion in 2024.

ALLOWANCE FOR IMPAIRMENT LOSSES ON EARNINGS AND NON-EARNINGS ASSETS – NET

Net impairment losses on productive and non-productive assets stood at Rp2.36 trillion in December 2025, rising by Rp463.08 billion or 24.45% yoy compared to Rp1.89 trillion in 2024. The increase in CKPN expense was in line with higher financing disbursement by the Bank and risk mitigation measures related to the Sumatra disaster.

OPERATING PROFIT

Operating profit stood at Rp10.01 trillion, grew by Rp729.87 billion or 7.87% yoy compared to Rp9.28 trillion in 2024. The growth in operating profit was primarily driven by higher fund management income and other operating income, which rose by Rp2.97 trillion and Rp1.38 trillion, respectively.

NON-OPERATING INCOME – NET

Non-operating income – net stood at Rp3.69 billion, declining by Rp624 million or 14.47% yoy compared to Rp4.31 billion in 2024.

PROFIT BEFORE ZAKAT AND INCOME TAX

Profit before zakat and tax expense stood at Rp10.01 trillion, grew by Rp729.25 billion or 7.86% yoy compared to Rp9.28 trillion in 2024.

ZAKAT

As of December 2025, zakat on BSI's business profit was recorded at Rp250.29 billion, increased by Rp18.23 billion or 7.86% compared to Rp232.06 billion in 2024.

INCOME TAX EXPENSE

Tax expense stood at Rp2.19 trillion, increased by Rp149.38 billion or 7.31% yoy compared to Rp2.04 trillion in 2024.

NET PROFIT

Net profit stood at Rp7.57 trillion, grew by Rp561.64 billion or 8.02% yoy compared to Rp7.01 trillion in 2024.

OTHER COMPREHENSIVE INCOME

Other comprehensive income stood at Rp394.66 billion, grew by Rp242.54 billion or 159.43% yoy compared to Rp152.12 billion in 2024. The increase was primarily driven by unrealized gains on securities measured at fair value through other comprehensive income.

COMPREHENSIVE INCOME

Comprehensive income stood at Rp7.96 trillion, grew by Rp804.17 billion or 11.23% yoy compared to Rp7.16 trillion in 2024.

STATEMENTS OF CASH FLOWS

Statements of Cash Flow

(In Rp million)

Description	2024	2025 (Q3)	Change	
			Nominal	%
(1)	(2)	(3)	(4)=(3)-(2)	(5)=(4)/(2)
CASH FLOWS FROM OPERATING ACTIVITIES				
Receipts from sales, profit sharing, ijarah, and other main operating income	25,260,645	26,738,360	1,477,715	5.85%
Profit sharing paid on temporary syirkah funds	(7,854,159)	(9,169,468)	(1,315,309)	16.75%
Receipts from written-off financing and receivables	2,097,759	2,163,537	65,778	3.14%
Receipts from other operating income	4,266,371	5,333,634	1,067,263	25.02%
Tantiem payments	(110,228)	(142,299)	(32,071)	29.10%
Operating expense payments	(14,283,894)	(12,984,707)	1,299,187	(9.10%)
Net receipts from non-operating income	112,287	58,064	(54,223)	(48.29%)
Corporate income tax payments	(1,985,972)	(2,571,361)	(585,389)	29.48%
Zakat payments	(268,348)	(316,136)	(47,788)	17.81%
Disbursement of benevolent funds	(117,028)	(130,947)	(13,919)	11.89%
Cash flows before changes in operating assets and liabilities	**7,117,433**	**8,978,677**	**1,861,244**	**26.15%**
Changes in operating assets and liabilities:				
(Increase)/decrease in operating assets:				
Securities – measured at fair value	(1,472,899)	(5,934,019)	(4,461,120)	302.88%
Other short-term securities	(115,758)	92,732	208,490	(180.11%)
Receivables	(7,739,380)	(7,055,462)	683,918	(8.84%)
Qardh loans	(2,466,703)	(4,017,080)	(1,550,377)	62.85%
Financing	(27,026,967)	(31,171,272)	(4,144,305)	15.33%
Acceptance receivables	246,083	(507,971)	(754,054)	(306.42%)
Assets acquired for ijarah	(932,147)	(743,842)	188,305	(20.20%)
Other assets	256,560	(3,233,185)	(3,489,745)	(1.360.21%)
Increase/(decrease) in operating liabilities:				
Immediate liabilities	(421,137)	144,553	565,690	(134.32%)
Deposits from customers	6,553,248	16,674,449	10,121,201	154.45%
Deposits from other banks	651,573	2,014,980	1,363,407	209.25%
Acceptance liabilities	(246,083)	507,971	754,054	(306.42%)
Tax payables	(99,768)	4,009	103,777	(104.02%)
Other liabilities	3,757,231	2,697,407	(1,059,824)	(28.21%)
Increase in temporary syirkah funds	28,761,566	35,713,613	6,952,047	24.17%
Net cash (used in) / generated from operating activities	**6,822,852**	**14,165,560**	**7,342,708**	**107.62%**
CASH FLOWS FROM INVESTING ACTIVITIES				
Proceeds from sale/disposal of securities investments	103,380,752	279,342,885	175,962,133	170.21%
Acquisition of securities	(92,955,821)	(269,972,419)	(177,016,598)	190.43%

STATEMENTS OF CASH FLOWS

Description	2024	2025 (Q3)	Change	
			Nominal	%
(1)	(2)	(3)	(4)=(3)-(2)	(5)=(4)/(2)
Proceeds from sale of fixed assets	1,274	1,440	166	13.03%
Acquisition of fixed assets	(2,935,755)	(2,205,150)	730,605	(24.89%)
Acquisition of intangible assets	(1,144,967)	(752,929)	392,038	(34.24%)
Net cash generated from investing activities	**6,345,483**	**6,413,827**	**68,344**	**1.08%**
CASH FLOWS FROM FINANCING ACTIVITIES				
Lease liability payments	(151,913)	(474,177)	(322,264)	212.14%
Dividend payments	(855,561)	(1,050,883)	(195,322)	22.83%
Repayment of mudharabah term financing	(7,778,995)	(2,400,000)	5,378,995	-69.15%
Proceeds from mudharabah term financing	8,001,935	1,400,000	(6,601,935)	-82.50%
Proceeds from borrowings	–	(755,582)	(755,582)	100.00%
Redemption of issued securities	–	755,582	755,582	100.00%
Issued securities	–	(1,701,922)	(1,701,922)	100.00%
Payment of issuance costs for issued securities	3,015,731	5,008,260	1,992,529	66.07%
Proceeds from borrowings from Bank Indonesia	(19,591)	(8,385)	2,206	-20.83%
Repayment of borrowings to Bank Indonesia	133,951,452	140,884,179	6,932,727	5.18%
Net cash generated from/(used in) financing activities	(127,433,643)	(159,302,043)	(31,868,400)	25.01%
NET DECREASE IN CASH AND CASH EQUIVALENTS	**8,738,415**	**(17,644,971)**	**(26,383,386)**	**-301.92%**
CASH AND CASH EQUIVALENTS AT THE BEGINNING OF THE YEAR	**21,906,750**	**2,934,416**	**(18,972,334)**	**-86.60%**
Cash and cash equivalents at end of year consist of:				
Cash	8,080,689	8,690,766	610,077	7.55%
Current accounts and placements with Bank Indonesia	49,966,279	51,603,043	1,636,764	3.28%
Current accounts and placements with other banks	3,880,874	4,568,449	687,575	17.72%
TOTAL	**61,927,842**	**64,862,258**	**2,934,416**	**4.74%**

CASH FLOWS FROM OPERATING ACTIVITIES

As of December 2025, BSI recorded net cash used in operating activities amounting to Rp14.17 trillion. Operating cash flows were primarily driven by an increase in temporary syirkah funds of Rp6.95 trillion and higher wadiah deposits of Rp10.12 trillion. In comparison, in 2024 BSI recorded net cash generated from operating activities of Rp6.82 trillion. This shift reflects liquidity management dynamics in line with the Bank's funding structure and operational activities.

CASH FLOWS FROM INVESTING ACTIVITIES

Net cash generated from investing activities in December 2025 was recorded at Rp6.41 trillion, up by Rp68.34 billion or 1.08% compared to Rp6.34 trillion in 2024. Cash flow from investing activities mainly came from the sale or disposal of investments in securities. The decline in investing cash flow reflected changes in the Bank's investment portfolio management strategy.

CASH FLOWS FROM FINANCING ACTIVITIES

As of December 2025, net cash used in financing activities amounted to Rp17.64 trillion. The cash outflow was primarily related to the settlement of liabilities to Bank Indonesia amounting to Rp18.42 trillion, the repayment of securities issued totaling Rp1.70 trillion, and the repayment of mudharabah term financing of Rp2.40 trillion. These cash flows reflect the Bank's commitment to fulfilling its funding obligations and distributions to shareholders.

CASH AND CASH EQUIVALENTS AT THE END OF THE PERIOD

Cash and cash equivalents of BSI at the end of December 2025 stood at Rp64.86 trillion, up by Rp2.93 trillion or 4.74% compared to Rp61.93 trillion in 2024. The increase was primarily attributable to cash utilization to support operating and investing activities throughout the period.

STATEMENTS OF RECONCILIATION OF INCOME AND REVENUE SHARING

Statements of Reconciliation Income and Revenue-Sharing

(In Rp million)

Description	2024	2025	Change	
			Nominal	%
(1)	(2)	(3)	(4)=(3)-(2)	(5)=(4)/(2)
Income from fund management as mudharib	**25,298,203**	**(28,265,491)**	**(53,563,694)**	**(211,73%)**
Deductions:				
Current-year income not yet received in cash or cash equivalents:				
Income from sales and purchase transactions	(620,300)	(1,545,552)	(925,252)	149,16%
Profit-sharing income	(79,292)	(17,260)	(97,968)	123,55%
Amortization of premium/discount on securities	(75,137)	(13,879)	61,258	(81,539%)
Ijarah income – net	(33,132)	(35,567)	(2.43)	7,35%
Other main operating income	(979,776)	(695,864)	283,912	(28,98%)
Total deductions	**(1,787,637)**	**(2,468,122)**	**(680,485)**	**38,07%**
Additions:				
Prior-year income received in the current year:				
Income from sales and purchase transactions	623,425	620,300	(3,125)	(0.50%)
Profit-sharing income	44,429	79,292	34,863	78.47%
Amortization of premium/discount on securities	104,229	75,137	(29,092)	(27.91%)
Ijarah income – net	29,685	33,132	3,447	11.61%
Other main operating income	889,375	979,776	90,401	10.16%
Total additions	**1,691,143**	**1,787,637**	**96,494**	**5.71%**
Income available for profit sharing	**25,201,709**	**(28,945,976)**	**(4,771,627)**	**(18.93%)**

STATEMENTS OF RECONCILIATION OF INCOME AND REVENUE SHARING

Description	2024	2025	Change	
			Nominal	%
(1)	(2)	(3)	(4)=(3)-(2)	(5)=(4)/(2)
Bank's share of profit	(17,312,680)	38,082,382	55,395,062	(319.97%)
Third parties' share of profit	7,889,029	9,136,406	1,247,377	15.81%
Breakdown of third parties' share of profit:				
Distributed to fund owners	7,597,451	6,586,163	(1,011,288)	(13.31%)
Undistributed to fund owners	291,578	311,082	19,504	6.69%
Total third parties' share of profit	**7,889,029**	**6,897,245**	**(991,784)**	**(12.57%)**

INCOME FROM FUND MANAGEMENT AS MUDHARIB

Income from fund management by BSI as mudharib was recorded at Rp28.27 trillion in December 2025, up by Rp2.97 trillion or 11.73% compared to Rp25.30 trillion in 2024. The increase was mainly driven by higher income from sale and purchase transactions, amounting to Rp925.25 trillion or 149.16% yoy, in line with the dynamics of the financing portfolio and market conditions throughout the period.

CURRENT-YEAR INCOME NOT YET RECEIVED IN CASH OR CASH EQUIVALENTS

Current-year income not yet received in cash or cash equivalents reached Rp2.58 trillion as of December 2025, increased by Rp794.16 billion or 44.43% yoy from Rp1.79 trillion in 2024. The increase was mainly driven by higher sales-based income of Rp925.25 billion, along with an increase in profit-sharing income of Rp97.97 billion, reflecting timing differences in cash receipts from operating activities.

PRIOR-YEAR INCOME RECEIVED IN CASH OR CASH EQUIVALENTS IN THE CURRENT YEAR

Income from the previous year for which cash or cash equivalents were received in the current year was recorded at Rp1.79 trillion in December 2025, increased by Rp96.49 billion or 5.71% yoy compared to Rp1.69 trillion in 2024. This increase was mainly driven by higher other main operating income of Rp90.40 billion, profit-sharing income of Rp34.86 billion, and ijarah income of Rp3.45 billion, reflecting the realization of cash receipts for income that had been recognized in the previous period.

INCOME AVAILABLE FOR PROFIT-SHARING

Income available for profit sharing was recorded at Rp27.47 trillion in December 2025, increased by Rp2.27 trillion or 9.01% yoy compared to Rp25.20 trillion in 2024. This decrease was in line with the weakening of income from BSI's fund management as mudharib during the period.

BANK'S SHARE OF PROFIT

The profit-sharing portion attributable to BSI was recorded at Rp18.33 trillion in December 2025, up by Rp1.02 trillion or 5.90% yoy compared to Rp17.31 trillion in 2024, in line with the decline in income available for profit sharing.

THIRD PARTIES' SHARE OF PROFIT

Third-party rights to profit sharing were recorded at Rp9.14 trillion in December 2025, down by Rp1.24 trillion or 15.81% yoy compared to Rp7.89 trillion in 2024, in line with the adjustment in the performance of temporary syirkah funds during the period.

STATEMENTS ON SOURCES AND DISBURSEMENT OF ZAKAT FUNDS

Sources and Disbursement of Zakat Funds

(In Rp million)

Description	2024	2025	Growth	
			Nominal	%
(1)	(2)	(3)	(4)=(3)-(2)	(5)=(4)/(2)
Sources of Zakat Funds				
Internal Bank	232,061	250,293	18,232	7.86%
External Sources				
Employees	36,452	39,940	3,488	9.57%
Customers and General Public	38,743	43,912	5,169	13.34%
Total Sources of Zakat Funds	**307,256**	**334,145**	**26,889**	**8.75%**
Uses of Zakat Funds				
Distributed to Zakat Management Institutions	(268,348)	(316,136)	(47,788)	17.81%
Decrease in Zakat Funds	38,908	18,009	(20,899)	(53.71%)
Beginning Balance of Zakat Funds	**196,774**	**235,682**	**38,908**	**19,77%**
Ending Balance of Zakat Funds	**235,682**	**253,691**	**18,009**	**7,64%**

Zakat contributions from employees, customers, and the general public represent individual zakat payments collected through BSI's e-channel platforms and subsequently distributed to authorized zakat management institutions. This mechanism supports structured, transparent, and Sharia-compliant zakat distribution in accordance with applicable regulations.

SOURCES OF ZAKAT FUNDS

Zakat fund sources stood at Rp334.15 billion in December 2025, increased by Rp26.89 billion or 8.75% yoy compared to Rp307.26 billion in 2024. The growth was primarily driven by higher internal bank zakat contributions amounting to Rp18.23 billion or 7.86% in 2025. This development reflects the dynamics of the Bank's financial performance as well as internal policies affecting the formation of zakat fund sources.

DISBURSEMENT OF ZAKAT FUNDS

Zakat fund distribution reached Rp316.14 billion in December 2025, grew by Rp47.79 billion or 17.81% yoy compared to Rp268.35 billion in 2024. All zakat funds were disbursed through zakat institutions and amil bodies accredited by the relevant authorities, underscoring BSI's commitment to accountable governance, prudent management, and effective zakat disbursement aligned with Sharia principles.

STATEMENTS OF SOURCES AND USE OF QARDHUL HASAN FUNDS

Sources and Use of Qardhul Hasan Funds

(In Rp million)

Description	2024	2025	Change	
			Nominal	%
(1)	(2)	(3)	(4)=(3)-(2)	(5)=(4)/(2)
Sources of Benevolent Funds				
Infaq and Sadaqah	99,881	15,190	17.94%	(14.82%)
Penalties	23,899	1,927	8.77%	(21.01%)
Non-halal income	11,203	99,63	803.47%	516.69%
Others	7,796	3,702	90.43%	90.43%
Total Sources of Benevolent Funds	**142,779**	**30,782**	**27.48%**	**(6.30%)**
Use of Benevolent Funds				
Donations	(130,947)	(13,919)	11.89%	11.89%
(Decrease)/Increase in benevolent funds	11.832	16,863	(335.18%)	(335.18%)
Opening balance of benevolent funds	**4,876**	**(5,031)**	**(50.78%)**	**(50.78%)**
Closing balance of benevolent funds	**16,708**	**11,832**	**242.66%**	**242.66%**

Referring to DSN–MUI Fatwa No. 123/DSN-MUI/XI/2018, Qardhul Hasan Funds are derived from funds that are not permitted to be recognized as income (Non-Recognizable Income Funds). These funds originate, among others, from transactions that are unavoidable yet not compliant with Sharia principles, including interest (riba); Sharia transactions that do not fulfill the required contractual elements and conditions; penalty or sanction funds arising from non-compliance with agreed obligations; as well as funds whose owners are unknown, cannot be located, or where the cost of returning the funds exceeds the amount involved.

Operationally, Qardhul Hasan Funds comprise social funds derived from penalties, non-Sharia-compliant transactions, as well as infaq and sadaqah collected through BSI's electronic channels. Infaq and sadaqah represent voluntary contributions made by fund owners, either with specified purposes or without restriction. Other components include temporary accounts for financing installments, liabilities to third parties, administrative accounts, clearing settlement intermediaries, and other related items.

SOURCES OF QARDHUL HASAN FUNDS

Sources of Qardhul Hasan Funds stood at Rp142.78 billion in December 2025, increased by Rp30.78 billion or 27.48% yoy compared to Rp111.99 billion in 2024. The movement was mainly influenced by higher receipts of infaq and shadaqah amounting to Rp15.19 billion and non-halal income of Rp9.96 billion in 2025.

USE OF QARDHUL HASAN FUNDS

The use of Qardhul Hasan Funds for charitable activities reached Rp130.95 billion in December 2025, increasing by Rp13.92 billion or 11.89% yoy compared to Rp117.03 billion in 2024. The distribution of Qardhul Hasan Funds is carried out in accordance with prudential principles, Sharia compliance requirements, and applicable governance standards.

STATEMENTS OF PROFIT SHARING DISTRIBUTION

During the 2024–2025 period, the distribution of profit sharing from fund acquisition and financing activities is presented in the table below. This information reflects the performance of fund acquisition and the income base used for profit-sharing distribution in accordance with Sharia principles.

FUND ACQUISITION

As of December 2025, the average balance of fund acquisition amounted to Rp279.21 trillion, with total income available for profit sharing of Rp47.61 trillion. This represents an increase compared to 2024, when the average balance of fund acquisition stood at Rp231.61 trillion, with income available for profit sharing totaling Rp2.00 trillion.

The growth in average fund acquisition balances reflects an expansion in third-party funds, which in turn contributed to a higher income base for profit-sharing distribution. This development was managed prudently, with due consideration given to maintaining an optimal balance between fund growth and cost of funds.

Statements of Profit Sharing for Fund Acquisition 2025

(In Rp million)

Type of Fund Mobilization	Net Revenue Sharing					Profit Sharing				
	Average Balance	Income Available for Distribution	Fund Owner Portion Profit Sharing Ratio			Average Balance	Income Available for Distribution	Fund Owner Portion Profit Sharing Ratio		
			Profit	Sharing Ratio	Indicative Rate of Return (%)			Profit	Sharing Ratio	Indicative Rate of Return (%)
	A	B	C	D	E	A	B	C	D	E
1. Liabilities to Other Banks	322,283	2,302	19.24	443	1.65	-	-	-	-	-
2. Mudharabah Current Accounts	43,922,421	313,670	35.53	111,449	3.04	-	-	-	-	-
3. Mudharabah Savings Accounts	87,712,090	626,391	6.88	43,124	0.59	-	-	-	-	-
4. Mudharabah Time Deposits	140,754,812	1,005,193	-	279,993	-	-	-	-	-	-
a. 1-month Tenor	74,640,387	533,041	27.60	147,104	2.37	-	-	-	-	-
b. 3-month Tenor	42,159,795	301,082	28.44	85,633	2.44	-	-	-	-	-
c. 6-month Tenor	17,888,570	127,750	28.52	36,432	2.44	-	-	-	-	-
d. 12-month Tenor	6,066,060	43,320	24.99	10,824	2.14	-	-	-	-	-
5. Issued Securities	6,500,000	49,680	72.37	35,951	6.64	-	-	-	-	-
6. Financing Received						-	-	-	-	-
Total	**279,211,606**	**1,997,236**		**470,960**		**-**	**-**	**-**	**-**	**-**

STATEMENTS OF PROFIT SHARING DISTRIBUTION

Statements of Profit Sharing for Fund Acquisition 2024

(In Rp million)

Type of Fund Mobilization	Net Revenue Sharing					Profit Sharing				
	Average Balance	Income Available for Distribution	Fund Owner Portion Profit Sharing Ratio			Average Balance	Income Available for Distribution	Fund Owner Portion Profit Sharing Ratio		
			Profit	Sharing Ratio	Indicative Rate of Return (%)			Profit	Sharing Ratio	Indicative Rate of Return (%)
	A	B	C	D	E	A	B	C	D	E
1. Liabilities to Other Banks	297,754	2,231	20.44	456	1.84	-	-	-	-	-
2. Mudharabah Current Accounts	35,781,434	268,101	43.07	115,482	3.87	-	-	-	-	-
3. Mudharabah Savings Accounts	78,679,701	589,527	5.71	33,675	0.51	-	-	-	-	-
4. Mudharabah Time Deposits	112,646,493	844,033	-	221,594	-	-	-	-	-	-
a. 1-month Tenor	61,879,491	463,648	25.19	116,783	2.26	-	-	-	-	-
b. 3-month Tenor	29,533,162	221,285	27.69	61,275	2.49	-	-	-	-	-
c. 6-month Tenor	12,711,555	95,245	28.15	26,814	2.53	-	-	-	-	-
d. 12-month Tenor	8,522,285	63,855	26.19	16,722	2.35	-	-	-	-	-
5. Issued Securities	3,200,000	26,397	68.52	18,086	6.78	-	-	-	-	-
6. Financing Received	1,000,000	7,493	75.63	5,667	6.8	-	-	-	-	-
Total	**231,605,382**	**1,737,782**		**394,960**		**-**	**-**	**-**	**-**	**-**

FUND DISBURSEMENT

As of September 2025, the average balance of fund disbursement amounted to Rp321.23 trillion, with total income available for profit sharing of Rp2.18 trillion. This represents an increase compared to 2024, when the average balance of fund disbursement stood at Rp290.48 trillion, with income available for profit sharing totaling Rp2.09 trillion.

The higher average balance of fund disbursement reflects growth in financing activities, which contributed to an increase in the profit-sharing income base. This growth was managed in line with prudent banking principles, with due consideration given to financing quality and the balance between returns and inherent risks.

Statements of Profit Sharing Distribution for Fund Disbursement

(In Rp million)

Type of Fund Deployment	2024		2025	
	Average Balance	Income Available for Distribution	Average Balance	Income Available for Distribution
	B	A	B	
1. Placement with Other Banks	578,681	69	1,028,897	189
2. Investment Securities Held	42,918,753	238,435	43,873,181	209,654
3. Murabahah Receivables	133,680,881	1,107,156	136,409,141	1,076,924
4. Istishna Receivables	13	10	-	7
5. Multijasa Receivables	173,810	1,535	155,163	1,318
6. Pawn Financing (Rahn)	-	-	-	-
7. Mudharabah Financing	2,702,825	10,065	1,708,937	11,448
8. Musyarakah Financing	107,209,841	711,969	134,247,740	859,720
9. Lease Financing (Ijarah)	3,214,823	19,841	3,808,479	23,976
10. Other Financing	-	-	-	-
Total	**290,479,627**	**2,089,080**	**310,760,451**	**321,231,538**

SOLVENCY AND RECEIVABLES COLLECTABILITY

SOLVENCY

Protection of Creditors' Rights

BSI has established comprehensive policies to ensure the fulfillment of creditors' rights, including those of Mudharabah Sukuk holders. The rights of Mudharabah Sukuk holders rank pari passu (on an equal basis), without preference, with the rights of other BSI creditors, whether existing or arising in the future, except for obligations that are specifically secured by BSI's assets, whether existing or to be created in the future.

Within this framework, creditor protection includes BSI's obligation to settle all amounts payable to Mudharabah Sukuk holders, comprising the Mudharabah Sukuk principal, profit-sharing income, and any applicable late payment penalties. Such payments are made on the principal repayment date and/or the profit-sharing distribution date, in accordance with the provisions stipulated in the Mudharabah Sukuk Trustee Agreement, as applicable.

Short-Term Solvency (Liquidity)

BSI's liquidity position is influenced by its financing structure, asset liquidity profile, third-party liabilities, and financing commitments to customers. The adequacy of the Bank's liquidity is primarily assessed through the Financing to Deposit Ratio (FDR).

The calculation and disclosure of the FDR are conducted in accordance with the Circular Letter of the Financial Services Authority (SEOJK) No. 10/SEOJK.03/2020 on Transparency and Publication of Reports for Sharia Banks and Sharia Business Units. This ratio serves as a key indicator in evaluating the Bank's capacity to meet short-term obligations in a timely manner, while maintaining prudent liquidity risk management practices.

Short-Term Solvency

Description	2024	2025 (Q3)	Increase/Decrease
(1)			
Financing to Deposit Ratio (FDR)	84.97%	83.74%	(1.23%)

Increase/Decrease

As of December 2025, BSI's Financing to Deposit Ratio (FDR) stood at 83.74%, declining from 84.97% in 2024. The lower ratio reflects the Bank's stronger Third-Party Funds mobilization throughout 2025, while maintaining prudential principles and adequate liquidity to support its intermediation activities.

Long-Term Solvency (Solvency)

BSI assesses its long-term solvency through the Capital Adequacy Ratio (CAR). The Bank consistently maintains sufficient capital buffers to absorb potential risks arising from credit risk, market risk, and operational risk.

The calculation and management of the CAR are conducted in accordance with Financial Services Authority Regulation (POJK) No. 21/POJK.03/2014 on Minimum Capital Requirements for Sharia Commercial Banks. This ratio serves as a key indicator of the Bank's capital resilience in supporting sustainable business growth and maintaining long-term financial stability.

SOLVENCY AND RECEIVABLES COLLECTABILITY

Long-Term Solvency

Description	2024	2025	Increase/Decrease
(1)	(2)	(3)	(4)= (3)-(2)
Capital Adequacy Ratio (CAR)	21.40%	22.00%	0.6%

Capital Adequacy Ratio (CAR)

In 2025, BSI's Capital Adequacy Ratio (CAR) stood at 22.00%, an increase from 21.40% in 2024. This improvement reflects a strengthening of the Bank's capital position in supporting long-term obligations and sustaining business growth.

Furthermore, BSI's CAR remains above the minimum regulatory requirement set by the Financial Services Authority. This indicates that the Bank maintains sufficient capital buffers to anticipate and absorb potential risks arising from credit risk, market risk, and operational risk.

Solvency from Issued Securities

BSI's ability to meet its debt obligations is also reflected in the credit ratings assigned to its issued securities, particularly sukuk. The securities issued by the Bank are subject to periodic assessments by independent rating agencies to support their creditworthiness and market acceptance.

The quality and rating of such securities are primarily determined by the issuer's capacity to repay principal at maturity and to meet periodic profit-sharing or coupon payments throughout the tenor of the issuance. Accordingly, sukuk ratings serve as a key indicator of the Bank's capability to manage long-term funding obligations in a prudent and sustainable manner.

Rating from Securities Issued

Description	Rating	
	2024	2025
Sustainability-Based Mudharabah Sukuk I – Bank BSI Tranche I (2024)	Id AAA by Pefindo	
Sustainability-Based Mudharabah Sukuk I – Bank BSI Tranche II (2025)		Id AAA by Pefindo

Credit Rating Definitions

Rating Agency	Rating	Rating Definition
Pefindo	Id AAA	The highest rating category, indicating that the issuer has an exceptionally strong capacity to meet its financial obligations.
	Id AA	A high rating category, indicating a very strong capacity to meet financial obligations, slightly below the highest rating level (AAA).

SOLVENCY AND RECEIVABLES COLLECTABILITY

RECEIVABLE COLLECTIBILITY

The calculation of BSI's non-performing financing ratios for 2025 and 2024 is based on Financial Services Authority Circular Letter No. 10/SEOJK.03/2020 dated 1 July 2020 regarding Transparency and Publication of Reports for Islamic Commercial Banks and Islamic Business Units.

Bank Non-Performing Financing Ratio

Uraian	2024	2025	Increase/Decrease
(1)	(2)	(3)	(4)= (3)-(2)
Non Performing Financing (NPF) Gross	1.90%	1.81%	(0.09%)
Non Performing Financing (NPF) Net	0.50%	0.47%	(0.04%)

As of December 2025, the gross Non-Performing Financing (NPF) ratio, before deducting allowance for impairment losses, stood at 1.81%, improving from 1.90% in 2024. Meanwhile, the net NPF ratio also strengthened by 0.03 percentage point, from 0.50% in 2024 to 0.47% in 2025.

Overall, financing quality remained well maintained. The continued enhancement and disciplined implementation of risk management practices contributed to effective control of problem financing, supporting a prudent and manageable financing risk profile.

EARNINGS ASSET QUALITY ANALYSIS

As of December 2025, BSI's total earning assets from both related and third parties amounted to Rp385.75 trillion, an increase of 11.30% compared with Rp346.58 trillion in 2024. The growth in earning assets was primarily driven by an increase in financing of Rp39.46 trillion, reflecting the Bank's continued expansion in fund distribution while maintaining prudent risk management practices.

In terms of asset quality, earning assets classified as current dominated the portfolio, totaling Rp374.60 trillion as of December 2025. Earning assets classified as special mention amounted to Rp5.40 trillion, substandard to Rp1.37 trillion, doubtful to Rp793.09 billion, and loss to Rp3.59 trillion. Overall, the composition indicates that asset quality remained generally well maintained alongside the growth in earning assets.

Earnings Assets Quality

(In Rp million)

No.	Items	Individual 2024						Individual 2025					
		Current	DPK*	KL**	Doubtful	Loss	Total	Current	DPK*	KL**	Doubtful	Loss	Total
A.	**Related Parties**	**1,622,945**	**-**	**-**	**-**	**-**	**1,622,945**	**2,115,988**					**2,115,988**
1	Placements with Other Banks	128,548	-	-	-	-	128,548	127,529	-	-	-	-	127,529
	a. Rupiah	106,497	-	-	-	-	106,497	54,213	-	-	-	-	54,213
	b. Foreign Currency	22,051	-	-	-	-	22,051	73,316	-	-	-	-	73,316
2	*Spot and Forward Receivables*	-	-	-	-	-	-	-	-	-	-	-	-
	a. Rupiah	-	-	-	-	-	-	-	-	-	-	-	-
	b. Foreign Currency	-	-	-	-	-	-	-	-	-	-	-	-
3	Investment Securities Held	193,454	-	-	-	-	193,454	159,357	-	-	-	-	159,357
	a. Rupiah	193,454	-	-	-	-	193,454	159,357	-	-	-	-	159,357
	b. Foreign Currency	-	-	-	-	-	-	-	-	-	-	-	-
4	Acceptance Receivables	42,433	-	-	-	-	42,433	37,905	-	-	-	-	37,905
5	Receivable- and Lease-Based Financing	57,017	-	-	-	-	57,017	82,312	-	-	-	-	82,312
	MSME Customers	-	-	-	-	-	-	658	-	-	-	-	658
	i. Rupiah	-	-	-	-	-	-	658	-	-	-	-	658
	ii. Foreign Currency	-	-	-	-	-	-	-	-	-	-	-	-
	Non-MSME Customers	57,017	-	-	-	-	57,017	81,654	-	-	-	-	81,654
	i. Rupiah	57,017	-	-	-	-	57,017	81,654	-	-	-	-	81,654
	ii. Foreign Currency	-	-	-	-	-	-	-	-	-	-	-	-
	Restructured Financing	-	-	-	-	-	-	-	-	-	-	-	-
	i. Rupiah	-	-	-	-	-	-	-	-	-	-	-	-
	ii. Foreign Currency	-	-	-	-	-	-	-	-	-	-	-	-
6	Profit-Sharing Financing	1,146,577	-	-	-	-	1,146,577	1,669,947	-	-	-	-	1,669,947
	MSME Customers	-	-	-	-	-	-	-	-	-	-	-	-
	i. Rupiah	-	-	-	-	-	-	-	-	-	-	-	-
	ii. Foreign Currency	-	-	-	-	-	-	-	-	-	-	-	-
	Non-MSME Customers	1,146,577	-	-	-	-	1,146,577	1,669,947	-	-	-	-	1,669,947
	i. Rupiah	1,146,577	-	-	-	-	1,146,577	1,669,947	-	-	-	-	1,669,947
	ii. Foreign Currency	-	-	-	-	-	-	-	-	-	-	-	-
	Restructured Financing	-	-	-	-	-	-	-	-	-	-	-	-
	i. Rupiah	-	-	-	-	-	-	-	-	-	-	-	-
	ii. Foreign Currency	-	-	-	-	-	-	-	-	-	-	-	-
7	Equity Participation	-	-	-	-	-	-	-	-	-	-	-	-
8	Commitments and Contingencies	54,916					54,916	38,938	-	-	-	-	38,938

EARNINGS ASSET QUALITY ANALYSIS

No.	Items	Individual 2024						Individual 2025					
		Current	DPK*	KL**	Doubtful	Loss	Total	Current	DPK*	KL**	Doubtful	Loss	Total
	a. Rupiah	54,916	-	-	-	-	54,916	38,938	-	-	-	-	38,938
	b. Foreign Currency	-	-	-	-	-	-	-	-	-	-	-	-
II	**Unrelated Parties**	**334,710,939**	**4,970,827**	**1,319,946**	**684,436**	**3,274,984**	**344,961,132**	**372,479,807**	**5,404,078**	**1,370,611**	**793,094**	**3,589,929**	**383,637,519**
1.	Placements with Other Banks	1,352,326	-	-	-	-	1,352,326	2,590,921	-	-	-	-	2,590,921
	a. Rupiah	193,933	-	-	-	-	193,933	8,334	-	-	-	-	8,334
	b. Foreign Currency	1,158,393	-	-	-	-	1,158,393	2,582,587	-	-	-	-	2,582,587
2	*Spot and Forward Receivables*	-	-	-	-	-	-	216	-	-	-	-	216
	a. Rupiah	-	-	-	-	-	-	-	-	-	-	-	-
	b. Foreign Currency	-	-	-	-	-	-	216	-	-	-	-	216
3	Investment Securities Held	64,458,351	-	-	-	-	64,458,351	61,373,245	-	-	-	-	61,373,245
	a. Rupiah	55,582,680	-	-	-	-	55,582,680	52,720,327	-	-	-	-	52,720,327
	b. Foreign Currency	8,875,671	-	-	-	-	8,875,671	8,652,918	-	-	-	-	8,652,918
4	Acceptance Receivables	147,712	-	-	-	-	147,712	655,211	-	-	-	-	655,211
5	Receivable- and Lease-Based Financing	154,881,030	2,178,512	895,038	555,608	2,169,439	160,679,627	164,103,417	2,324,243	949,646	645,154	2,354,651	170,377,111
	MSME Customers	35,827,329	528,409	320,714	171,936	437,931	37,286,319	35,271,577	578,522	361,339	207,185	511,388	36,930,011
	i. Rupiah	35,576,086	528,409	320,714	171,936	437,931	37,035,076	35,131,835	578,522	361,339	207,185	511,388	36,790,269
	ii. Foreign Currency	251,243	-	-	-	-	251,243	139,742	-	-	-	-	139,742
	Non-MSME Customers	119,053,701	1,650,103	574,324	383,672	1,731,508	123,393,308	128,831,840	1,745,721	588,307	437,969	1,843,263	133,447,100
	i. Rupiah	116,138,180	1,650,103	574,324	383,672	1,731,508	120,477,787	125,410,496	1,745,721	588,307	437,969	1,843,263	130,025,756
	ii. Foreign Currency	2,915,521	-	-	-	-	2,915,521	3,421,344	-	-	-	-	3,421,344
	Restructured Financing	2,911,577	354,236	302,273	162,287	1,265,413	4,995,786	9,365,622	411,645	194,339	113,863	1,115,915	11,201,384
	i. Rupiah	2,911,577	354,236	302,273	162,287	1,265,413	4,995,786	9,365,622	411,645	194,339	113,863	1,115,915	11,201,384
	ii. Foreign Currency	-	-	-	-	-	-	-	-	-	-	-	-
6	Profit-Sharing Financing	111,526,474	2,791,965	424,908	128,828	1,105,545	115,977,720	141,214,813	3,072,139	420,965	147,940	1,235,278	146,091,135
	MSME Customers	14,532,326	77,584	101,361	68,284	349,304	15,128,859	14,939,879	185,043	88,493	47,190	386,885	15,647,490
	i. Rupiah	14,064,381	77,584	101,361	68,284	349,304	14,660,914	14,905,373	185,043	88,493	47,190	386,885	15,612,984
	ii. Foreign Currency	467,945	-	-	-	-	467,945	34,506	-	-	-	-	34,506
	Non-MSME Customers	96,994,148	2,714,381	323,547	60,544	756,241	100,848,86	126,274,934	2,887,096	332,472	100,750	848,393	130,443,645
	i. Rupiah	94,383,085	2,589,427	158,666	60,544	756,241	97,947,963	123,125,538	2,887,096	172,588	100,750	848,393	127,134,365
	ii. Foreign Currency	2,611,063	124,954	164,881	-	-	2,900,898	3,149,396		159,884	-	-	3,309,280
	Restructured Financing	6,991,160	2,574,564	315,893	51,579	794,577	10,727,773	8,714,677	2,749,353	258,291	32,725	727,418	12,482,464
	i. Rupiah	6,223,892	2,449,610	151,012	51,579	794,577	9,670,670	8,714,677	2,749,353	98,407	32,725	727,418	12,322,580
	ii. Foreign Currency	767,268	124,954	164,881	-	-	1,057,103			159,884	-	-	159,884
7	Equity Participation	-	-	-	-	-	-	-	-	-	-	-	-
8	Commitments and Contingencies	2,350,046	350	-	-	-	2,350,396	2,541,984	7,696	-	-	-	2,549,680
	a. Rupiah	1,343,667	350	-	-	-	1,344,017	1,160,243	7,696	-	-	-	1,167,939
	b. Foreign Currency	1,006,379	-	-	-	-	1,006,379	1,381,741	-	-	-	-	1,381,741
III	Informasi Lain | Other Information												
1	Total Bank Assets Pledged as Collateral						19,800,000						-
	a. With Bank Indonesia						19,800,000						-
	b. With other Bank						-						-
2	Foreclosed Collateral						-						-

Notes:
* DPK = Under Special Mention
** KL = Substandard

EARNINGS ASSET QUALITY ANALYSIS

Financing collectibility reflects the quality of repayment performance on financing extended to customers. The assessment of collectibility is conducted to evaluate the timeliness of customer payments and the effectiveness of financing risk management practices. Details of financing outstanding along with their collectibility classifications are presented in the following table, providing an overview of the overall quality of BSI's earning assets.

Receivables by Collectability Classification

(In Rp million)

Description	2024		2025		Increase / (Decrease)	
	Principal	Allowance for Impairment Losses	Principal	Allowance for Impairment Losses	Principal	Allowance for Impairment Losses
(1)	(2)	(3)	(4)	(5)	(6)=(4)-(2)	(7) = (5)-(3)
Current	268,203,867	4,184,861	307,657,568	4,358,823	3,945,3701	173,962
Special Mention	4,998,011	2,225,343	5,432,557	2,360,826	434,547	135,483
Substandard	1,319,945	527,992	1,370,612	541,712	50,667	13,720
Doubtful	684,435	250,251	793,095	304,010	108,659	53,759
Loss	3,274,985	3,103,235	3,589,929	3,417,011	314,945	313,775
Total	**278,481,243**	**10,291,682**	**318,843,761**	**10,982,381**	**40,362,518**	**690,700**

Total financing of BSI amounted to Rp318.84 trillion as of December 2025, an increase of Rp40.36 trillion compared with Rp278.48 trillion in 2024. This growth reflects continued financing expansion supported by prudent risk management practices.

Of the total receivables and financing outstanding, Rp307.66 trillion was classified as current. Financing under special mention amounted to Rp5.43 trillion, substandard financing totaled Rp1.37 trillion, doubtful financing reached Rp793.09 billion, and non-performing financing stood at Rp3.20 trillion. This composition indicated that asset quality remained relatively well maintained, supported by the continued strengthening of financing risk management.

CAPITAL STRUCTURE

BSI consistently maintains a sound, strong, and regulatory-compliant capital structure to support sustainable business growth and prudent expansion. Capital management is conducted with due consideration of the Bank's risk profile, business growth requirements, and resilience against potential external shocks.

Capital Structure Breakdown

BSI's capital structure comprises Core Capital (Tier 1) and Supplementary Capital (Tier 2), in accordance with applicable capital adequacy regulations. This capital composition is designed to ensure sufficient loss-absorbing capacity against credit, market, and operational risks, while maintaining an adequate capital buffer in line with the Bank's asset and financing growth. Details of BSI's capital structure are presented in the following table.

CAPITAL STRUCTURE

Capital Structure

(In Rp million)

No.	Capital Components	Individual	
		2024	2025
I	Core Capital (Tier 1)	41,685,617	48,109,082
	1. Common Equity Tier 1 (CET1) Capital	41,685,617	48,109,082
	1.1 Paid-in Capital	22,923,383	22,923,383
	1.2 Additional Paid-in Capital Reserves	21,699,922	28,605,933
	1.2.1 Additions	29,067,327	35,916,524
	1.2.1.1 Other Comprehensive Income	553,440	553,440
	1.2.1.1.1 Foreign currency translation surplus	-	-
	1.2.1.1.2 Unrealised gains from increases in the fair value of financial assets measured at fair value through other comprehensive income (FVOCI)	-	332,556
	1.2.1.1.3 Revaluation surplus of fixed assets	553,440	553,440
	1.2.1.2 Other disclosed reserves	28,513,887	33,031,930
	1.2.1.2.1 Share premium on common shares	3,381,491	3,381,491
	1.2.1.2.2 General reserves	3,377,462	4778,6,39
	1.2.1.2.3 Retained earnings from prior years, net of tax	14,678,422	19,232,250
	1.2.1.2.4 Current year profit, net of tax	7,005,888	7,567,523
	1.2.1.2.5 Capital contribution funds	-	-
	1.2.1.2.6 Donated capital	-	-
	1.2.1.2.7 Issued warrants	-	-
	1.2.1.2.8 Issued share options under share-based compensation programs	70,624	70,624
	1.2.2 Deductions (-/-)	7,367,405	7,310,591
	1.2.2.1 Other comprehensive loss	56,814	-
	1.2.2.1.1 Foreign currency translation deficit	-	-
	1.2.2.1.2 Unrealised losses from decreases in the fair value of financial assets measured at FVOCI	56,814	-
	1.2.2.2 Other disclosed reserves	7,310,591	7,310,591
	1.2.2.2.1 Discount on common shares	7,310,591	7,310,591
	1.2.2.2.2 Accumulated losses from prior years	-	-
	1.2.2.2.3 Current year loss	-	-
	1.2.2.2.4 Shortfall between Allowance for Asset Write-offs (PPA) and Allowance for Impairment Losses (CKPN) on productive assets	-	-
	1.2.2.2.5 Negative difference in fair value adjustments of financial instruments in the trading book	-	-
	1.2.2.2.6 Required allowance for non-productive assets	-	-
	1.3 Eligible Non-Controlling Interests	-	-
	1.4 Deductions from CET1 Capital (-/-)	2,937,688	3,420,235
	1.4.1 Deferred tax assets	2,056,727	1,875,326
	1.4.2 Goodwill	-	-
	1.4.3 All other intangible assets	880,961	1,544,908
	1.4.4 Investments deducted from capital	-	-
	1.4.5 Capital shortfall in insurance subsidiaries	-	-
	1.4.6 Securitisation exposures	-	-
	1.4.7 Other CET1 capital deductions	-	-
	1.4.7.1 Investments in AT1 and/or Tier 2 instruments issued by other banks	-	-
	2. Additional Tier 1 (AT1) Capital	-	-
	2.1 Instruments qualifying as AT1 capital	-	-
	2.2 Premium/Discount	-	-
	2.3 Deductions from AT1 Capital (-/-)	-	-
	2.3.1 Investments in AT1 and/or Tier 2 instruments issued by other banks	-	-

STRUKTUR MODAL

No.	Capital Components	Individual	
		2024	2025
II	Supplementary Capital (Tier 2)	2,265,714	2,464,058
	1. Capital instruments in the form of shares or other instruments qualifying as Tier 2	160,000	120,000
	2. Premium/Discount	-	-
	3. General allowance for impairment losses on productive assets (maximum 1.25% of credit risk-weighted assets)	2,105,714	2,344,058
	4. Specific purpose reserves	-	-
	5. Deductions from Tier 2 Capital (-/-)	-	-
	5.1 Sinking fund	-	-
	5.2 Investments in Tier 2 instruments issued by other banks	-	-
	Total Capital	43,951,331	50,573,140
	RISK-WEIGHTED ASSETS (RWA)		
	CREDIT RISK RWA	168,052,923	187,167,249
	MARKET RISK RWA	1,693,430	3,974,723
	OPERATIONAL RISK RWA	35,598,536	38,772,256
	TOTAL RWA	205,344,889	229,914,228
	CAPITAL ADEQUACY RATIO REQUIREMENT BASED ON RISK PROFILE (%)	9.99	9.99
	ALLOCATION OF CAPITAL ADEQUACY REQUIREMENT BASED ON RISK PROFILE		
	From CET1 (%)	8.89	8.91
	From AT1 (%)	0.00	0.00
	From Tier 2 (%)	1.10	1.08
	CAPITAL ADEQUACY RATIOS		
	CET1 Ratio (%)	20.30	20.51
	Tier 1 Ratio (%)	20.30	20.51
	Tier 2 Ratio (%)	1.10	1.08
	Capital Adequacy Ratio (CAR) (%)	21.40	21.59
	CET1 FOR CAPITAL BUFFERS (%)	11.41	11.60
	MANDATORY CAPITAL BUFFER REQUIREMENTS (%)	3.50	3.50
	Capital Conservation Buffer (%)	2.50	2.50
	Countercyclical Capital Buffer (%)	0.00	0.00
	Capital Surcharge for Systemically Important Banks (%)	1.00	1.00

Management Policy on Capital Structure and Basis for Capital Structure Decisions

BSI formulates its capital plan based on the latest assessment of economic conditions and outlook, as well as analysis of regulatory capital requirements. The capital plan is prepared by the Directors as an integral part of BSI's Business Plan and is subsequently approved by the Board of Commissioners.

BSI regularly conducts comprehensive planning and reviews of its capital needs, supported by relevant data and analytical assessments. In this process, the Bank consistently aligns its financial objectives and capital adequacy with its risk profile, ensuring that business activities remain in compliance with regulatory capital and liquidity requirements.

Capital management is aimed at safeguarding BSI's ability to maintain business continuity on a going-concern basis. An optimal capital structure enables the Bank to deliver reasonable returns to shareholders, generate sustainable value for stakeholders, and manage its cost of capital efficiently. In assessing capital adequacy, BSI refers to Financial Services Authority Regulation (POJK) No. 21/POJK.03/2014 concerning the Minimum Capital Adequacy Requirement for Islamic Commercial Banks.

As of December 2025, BSI's Capital Adequacy Ratio (CAR), after taking into account credit, operational, and market risks, stood at 22.00%, an increase from 21.40% in 2024. This level remains well above the minimum capital requirement adjusted for the Bank's risk profile, which stood at 9.99%, reflecting a strong and adequate capital position.

RISK EXPOSURE AND CAPITAL INFORMATION

Further information on BSI's risk exposure and capital position is presented in the Risk Management section of this Annual Report.

MATERIAL COMMITMENTS ON CAPITAL INVESTMENTS

In 2025 and 2024, BSI did not have any material commitments related to capital expenditures. Accordingly, information regarding the purpose of such commitments, the expected sources of funding, the currency denomination, and planned measures to mitigate foreign exchange risk associated with such commitments is not disclosed in this Annual Report.

CAPITAL EXPENDITURES

Realized additions to BSI's capital expenditures amounted to Rp2.68 trillion as of December 2025, a decrease of Rp1.16 trillion compared with Rp3.85 trillion in 2024. This decline reflects adjustments in investment requirements in line with business development priorities and ongoing capital expenditure efficiency initiatives.

constituted the capital expenditure component with the largest decrease in value, amounting to Rp1.14 trillion. This movement reflects the continued implementation of investment projects that remain under completion, in line with the Bank's operational development plan.

Types and Value of Capital Expenditures

Details of the types and realized value of BSI's capital expenditures for the 2024–2025 period are presented in the table below:

(In Rp million)

Type	Additional Investment	
	2024	2025
(1)	(2)	(3)
Land	62	18,169
Buildings	27,298	27,411
Installations	58,831	3,367
Motor Vehicles	1,011	104,850
Office Equipment	249,465	232,799
Software	84,176	42,723
Leasehold Improvements	27,095	2,253,283
Assets Under Construction	3,398,166	2,682,629
Total	**3,846,104**	**1,447,340**

Purpose of Capital Expenditure

BSI undertakes capital expenditure in a prudent and measured manner to support the Bank's overall operational activities. Such investments are intended to ensure the availability of adequate infrastructure, systems, and supporting facilities necessary to achieve business targets, while maintaining operational continuity in line with business requirements and applicable regulatory standards.

COMMITMENTS & CONTINGENCIES

The Bank has receivables and liabilities arising from commitments and contingencies incurred in the course of its banking operations. These commitments and contingencies represent potential off-balance sheet rights and obligations that may affect the Bank's future financial position, in accordance with the applicable terms and agreements. Details of the Bank's commitment and contingency receivables and liabilities are presented below:

(In Rp million)

Description	2024	2025
(1)	(2)	(3)
Commitment Receivables		
Third Parties		
Outstanding Foreign Exchange Forward Purchases	464,508	1,927,333
Commitment Liabilities		
Third Parties		
Undrawn Financing Facilities	2,090,286	3,699,883
Irrevocable Letters of Credit (L/C)	202,609	63,214
Subrogation Obligations	140,040	606,836
Outstanding Foreign Exchange Forward Sales	489,752	2,041,742
Subtotal – Commitment Liabilities (Third Parties)	**2,922,687**	**6,411,674**
Related Parties		
Undrawn Financing Facilities	48,602	1,990,575
Irrevocable Letters of Credit (L/C)	161,978	449,64
Subtotal – Commitment Liabilities (Related Parties)	**210,580**	**2,035,540**
Net Commitment Liabilities	**2,668,759**	**6,519,881**
Contingent Receivables		
Third Parties		
Income from Non-Performing Financing	425,397	517,187
Bank Guarantees (Kafalah) Received	245,046	253,877
Others	35,611	35,611
Subtotal – Contingent Receivables	**706,054**	**806,675**
Contingent Liabilities		
Third Parties		
Guarantees Issued	1,532,802	1,982,105
Related Parties		
Guarantees Issued	507,923	498,335
Total Contingent Liabilities	**2,040,725**	**2,480,440**
Net Contingent Liabilities	**1,334,671**	**1,673,765**

COMMITMENTS & CONTINGENCIES

In the normal course of its banking operations, the Bank enters into commitment and contingency transactions that carry credit risk. These transactions primarily relate to conditional rights and obligations recorded in administrative accounts and may give increment to potential credit exposure in the future. Commitment and contingency transactions that occur in the Bank's normal activities that have financing risks are as follows:

(In Rp million)

Description	2024	2025
(1)	(2)	(3)
Guarantees issued	2,040,725	2,480,440
Undrawn financing facilities	2,138,888	5,690,458
Irrevocable letters of credit	364,587	108,178
Total	**4,544,200**	**8,279,076**

Accordingly, the collectability of commitments and contingencies with credit risk exposure recorded in administrative accounts is presented to reflect the quality of such exposures and the effectiveness of the Bank's credit risk management. Collectability of commitments and contingencies on administrative accounts that have financing risks is as follows:

(In Rp million)

Description	2024	2025
(1)	(2)	(3)
Current	4,542,007	8,225,630
Special Mention	2,193	53,446
Substandard	–	–
Doubtful	–	–
Loss	–	–
Total	**4,544,200**	**8,279,076**

Furthermore, movements in the allowance for impairment losses on estimated commitments and contingencies are disclosed to illustrate adjustments made by the Bank in anticipation of potential losses arising from these exposures. Changes in the allowance for impairment losses on estimated commitments and contingencies are as follows:

(In Rp million)

Description	2024	2025
(1)	(2)	(3)
Opening balance	32,017	24,045
Provision during the year	(8,443)	1,710
Foreign exchange difference	471	362
Closing balance	**24,045**	**26,117**

Management is of the opinion that the allowance for impairment losses on estimated commitments and contingencies has been established at an adequate level and is in compliance with the applicable regulations issued by OJK, taking into account the Bank's risk profile and prudential principles.

MATERIAL INFORMATION AND SUBSEQUENT EVENTS

As of the date of preparation of this Annual Report, there have been no significant subsequent events after the date of the auditor's report that require further disclosure. Accordingly, there are no events that are expected to have a material impact on the Bank's financial performance, financial position, or future risk profile.

TARGET AND ACHIEVEMENT IN 2025

COMPARISON OF 2025 FINANCIAL TARGETS AND REALIZATION

Information on the comparison between the financial targets and their realization in 2025 is presented as follows.

(In Rp million)

Description	RKAP 2025	Realization 2025	Results
(1)	(2)	(3)	(4) = (2)/(3)
FINANCIAL POSITION			
Assets	419,538,199	456,192,606	108.74%
Financing	310,365,880	318,843,761	102.73%
Third Party Funds	348,855,345	380,488,302	109.07%
PROFIT OR LOSS			
Fund Management Income by the Bank as Mudharib	27,453,242	28,177,765	102.64%
Net Income	7,495,398	7,567,523	100.96%
FINANCIAL RATIO (%)			
GROSS NPF	1.85%	1.81%	102.45%
NET NPF	0.53%	0.47%	112.21%

As of the third quarter of 2025, BSI's total assets amounted to Rp456.19 trillion, exceeding the RKAP/RBB target by 108.74%. This achievement was supported by the Bank's effective intermediation function, as reflected in the growth of financing disbursement and third-party funds. Amid relatively stable market conditions, BSI was able to optimize its asset management, thereby supporting resilient and sustainable growth.

Total financing disbursed reached Rp318.84 trillion in 2025, surpassing the RKAP/RBB target by 102,73%. Financing growth was recorded across all segments, including wholesale, retail, and consumer. In line with its sustainable growth strategy, BSI continued to prioritize sound financing quality by maintaining a prudent balance between business expansion and risk management through disciplined risk management practices.

Third-party funds in 2025 amounted to Rp380.49 trillion, with an achievement rate of 109,07% against the RKAP/RBB target. The funding strategy focused on increasing the proportion of Current Account Saving Account (CASA), particularly savings deposits, to strengthen a stable and cost-efficient funding structure.

Net profit in 2025 was recorded at Rp7.57 trillion, exceeding the RKAP/RBB target with an achievement rate of 100.96%. This performance was driven by higher margin and profit-sharing income, as well as continued growth in fee-based income. Ongoing cost efficiency initiatives and the maintenance of sound asset quality also contributed to the improvement in the Bank's profitability.

TARGET AND ACHIEVEMENT IN 2025

COMPARISON OF 2025 CAPITAL STRUCTURE TARGETS AND REALIZATION

Information on the comparison between capital structure targets and their realization is presented as follows:

(In Rp million)

Description	RKAP 2025	Realization 2025	Results
(1)	(2)	(3)	(4) = (2)/(3)
Core Capital (Tier 1)	46,687,952	48,109,082	97.05%
Supplementary Capital (Tier 2)	2,541,194	2,464,058	103.13%
Total Capital	**49,229,146**	**50,573,140**	**97.34%**

Based on the comparison between the 2025 RKAP target and the realization up to the end of 2025 (Q4), the Bank's capital structure showed stronger performance than planned. BSI's total capital in December 2025 was recorded at Rp50,573,140 million, higher than the RKAP target of Rp49,229,146 million. This increase reflects the strengthening of the Bank's capital structure, supported by the Company's solid performance throughout the year.

This solid capital structure provides adequate room for the Bank to support productive asset growth, maintain financial stability, and strengthen resilience in facing the dynamics of the banking industry.

COMPARISON OF 2025 MARKETING TARGETS AND REALIZATION

Information on the comparison between marketing targets and their realization in 2025 is presented as follows.

Product	Description	2025 Realization
New Product Plan 2025		
BSI Debit Visa E-commerce Online Transactions	BSI Visa Debit 3D Secure E-Commerce Online Transactions is an online transaction feature for BSI Visa Debit Cards secured through 3DS (Verified by Visa) using Transaction OTP authentication.	LIVE
Gold-Collateralized Qardh Limit	The Gold-Collateralized Qardh Limit may be granted up to a maximum of Rp1,000,000,000 per customer.	OJK/BI Licensing Process
BI-SSSS Sub-registry	Sub-registry in BI-SSSS represents the expansion of the Bank's activities in providing government securities (SBN) and regional government securities transactions supported by Bank Indonesia's services.	LIVE preparation piloting
Financial Institution Bank-to-Bank Wakalah Facility	The Financial Institution Bank-to-Bank Murabahah Facility facilitates interbank fund placement and financing through commodity exchanges using a Murabahah contract.	OJK/BI Licensing Process
BI-FAST Phase 2	BI-FAST Phase 2 is the continuation of Phase 1, serving as a retail payment system infrastructure enabling real-time and 24/7 retail payments across various instruments and channels.	OJK/BI Licensing Process
BSI Gold Installment Buyback Feature	The BSI Gold Installment product will continue to operate under the existing transaction mechanism. The Buyback feature provides customers with an option to resell gold as part of after-sales service. Gold purchases are conducted by Bank partners, with BSI acting as an agent connecting customers (sellers) and partners (buyers). Gold acquired by partners is temporarily stored at BSI for up to seven working days, and all transaction costs under the Buyback feature are borne by the partner.	LIVE
Cash Wakaf Linked Deposit (CWLD)	Cash Waqf Linked Deposit (CWLD) is a deposit product where the principal serves as temporary cash waqf, and the profit sharing is allocated directly to designated social projects. As an advanced development of BSI Deposito Wakaf, CWLD allows earlier implementation of social projects through bundling with financing mechanisms, where installments are funded from monthly deposit profit sharing.	OJK/BI Licensing Process

TARGET AND ACHIEVEMENT IN 2025

Product	Description	2025 Realization
BSI Investment Account (SRIA)	BSI Investment Account (SRIA) optimizes the investor function by collecting and managing funds under a Mudharabah Muqayyadah contract on-balance sheet, channeling them directly to specific productive assets aligned with the investor's risk appetite.	LIVE
BSI Overseas Commodity Murabahah KCLN	The Commodity Murabahah scheme involves commodity sales transactions with transparent cost and agreed profit margin, applied to financing, placements, fund mobilization, and sukuk issuance, particularly supporting Overseas Branch operations.	OJK/BI Licensing Process
New Trade Finance	New Trade Finance includes an end-to-end Trade Finance Solutions Platform and Document Pre-Checking Automation with Smart AI.	OJK/BI Licensing Process
BSI Daily Kafalah	BSI Daily Kafalah provides a Line Facility agreement for financing guarantees and PRKS working capital under Kafalah bil Ujrah and/or Musyarakah contracts.	Internal Process
Revitalization of Gold Ownership Financing Limit Feature	Revitalization of the Gold Ownership Financing Limit increases the maximum financing limit from Rp150 million to Rp500 million per customer.	LIVE preparation piloting
Consumer Landing Page	The Consumer Landing Page is a digital platform enabling customers to explore BSI consumer products, apply for financing, simulate installments, and access promotional information in one integrated portal.	Internal Process
Electronic Mutual Fund Transactions via BYOND	Electronic Mutual Fund Transactions allow digital account opening, subscription, redemption, and switching.	LIVE
BSI Multicurrency Foreign Currency Savings	BSI Multicurrency Wadiah Savings introduces 5 additional currencies (SGD, SAR, AUD, JPY, EUR) with core system integration.	LIVE
BYOND Marketplace	BYOND Marketplace is a feature designed to accommodate the lifestyle transactional needs of BYOND users, supporting the strengthening of the Islamic or halal lifestyle ecosystem at Bank Syariah Indonesia. Through the Byond Lyfe page, customers can purchase event tickets, transportation tickets, umrah travel packages, game vouchers, and conduct various lifestyle transactions on an end-to-end basis within a single integrated platform.	LIVE
Islamic Structured Account (ISRA)	Islamic Structured Account (ISRA) is a Third-Party Funds (TPF) deposit product in the form of savings and current accounts based on a Mudharabah Muqayyadah contract, whereby the deposited funds are specifically allocated for foreign exchange transaction activities conducted by the Treasury unit.	OJK/BI Licensing Process
Addition of MMQ Contract for BSI Griya Indent Financing	The development of the MMQ contract for PPR indent financing represents the Bank's initiative to enhance the existing contractual structure of the PPR Indent product. Previously, the product applied a murabahah contract covering land and building materials. Through the introduction of the MMQ (Musyarakah Mutanaqisah) contract, the Bank seeks to strengthen Sharia compliance and improve the financing structure for PPR indent disbursement in alignment with Islamic principles.	Internal Process
BSI Hasanah Card Contactless	The enhancement of BSI Hasanah Card through the addition of contactless capability, embedded across all BSI Hasanah Card variants and their derivatives.	LIVE preparation piloting
Enhancement of CMS Capabilities – Islamic Ecosystem & Securities Ecosystem Support (ZISWAF Payments)	Further enhancement of the Cash Management Services platform, comprising Account Payable Management, Account Receivable Management, Account Liquidity Management, Account Administration & Information, and Digital Onboarding, with features and capabilities designed for Corporate, Institutional, Government, Small and Medium Enterprise (SME), Cooperative, and Sole Proprietorship segments, including: • ZISWAF Payment • Customer Fund Account (RDN)	Internal Process
Bank-to-Bank Risk Participation	Sharia Risk Participation Transactions represent a cooperation arrangement between two parties, namely the Grantor (acting as agent) and the Participant Bank (acting as principal), based on the agreed risk-sharing portion as stipulated in the Master Risk Participation Agreement for the settlement of trade finance transactions.	Internal Process

Product	Description	2025 Realization
Conversion of Existing BSI Gold Products into Gold Savings	Enhancement of the BSI Gold service features and contractual structure, whereby customers' gold balances previously held under the e-gold custody service will be converted into Gold Savings.	LIVE preparation piloting
Expansion of BSI Treasury Activities in the Middle East (DIFC Branch)	Expansion of treasury business activities to be conducted by BSI DIFC through the application for a "Dealing in Investments as Principal" license with the DFSA.	OJK/BI Licensing Process
ZIS App Hyperlink Service on BYOND	Expansion of treasury business activities to be conducted by BSI DIFC through the application for a "Dealing in Investments as Principal" license with the DFSA. Hyperlink is a feature within BYOND that functions as a link from BYOND to external platforms or websites outside the BYOND ecosystem. Through the Hyperlink ZIS App service, ZISWAF institutions not directly integrated into BYOND can be accommodated, providing BSI customers with broader options for distributing ZISWAF funds according to their preferred programs and institutions.	Internal Process

COMPARISON OF 2025 HUMAN CAPITAL DEVELOPMENT TARGETS AND REALIZATION

Information on the comparison between human capital development targets and their realization in 2025 is presented as follows:

(In Rp million)

Description	RKAP 2025	Realization 2025	Results
(1)	(2)	(3)	(4) = (2)/(3)
Human Capital Development Expenses (Rp)	145,000,000,000	141,773,826,444	98%

The realization of human capital development expenditure in 2025 amounted to Rp141.77 billion, representing 98% of the RKAP 2025 budgeted amount of Rp145 billion.

BSI continues to enhance human capital capabilities as part of its strategy to support long-term business objectives. These efforts are carried out through training programs and other development initiatives to ensure the availability of competent personnel aligned with organizational needs and the evolving dynamics of the Islamic banking industry.

2026 TARGETS/PROJECTIONS

ASSUMPTIONS IN DEVELOPING 2026 TARGETS/ PROJECTIONS

TThe preparation of PT Bank Syariah Indonesia Tbk's (BSI) performance targets and projections for 2026 is based on a number of key assumptions that reflect Management's view on developments in macroeconomic conditions, the direction of monetary policy, and the dynamics of the banking industry both globally and domestically. The formulation of these assumptions takes into account various external factors that may affect the stability of the financial system, including economic growth prospects, inflationary pressures, global liquidity conditions, and geopolitical developments that may impact the performance of the financial sector. Within this framework, the economic assumptions used include key macro indicators such as Gross Domestic Product (GDP) growth, inflation rate, the Rupiah exchange rate against the United States Dollar, and the Bank Indonesia benchmark interest rate (BI 7-Day Reverse Repo Rate). These indicators form the basis for formulating projections on financing growth, third-party fund collection, margin levels, and other financial performance indicators.

In determining these targets and projections, Management continues to prioritize prudential principles, strengthening risk management, and maintaining capital and liquidity resilience in order to ensure the sustainability of the Bank's performance amid dynamic economic conditions. Management also realizes that future performance realization may be influenced by various external and internal factors that develop dynamically. Therefore, the assumptions used in preparing the projections will be evaluated periodically by taking into account actual economic and industry developments, so that the strategies and targets set remain relevant, adaptive, and aligned with the business environment faced by the Bank.

Description	Projection 2026
(1)	(2)
Economic growth	5.11%
Inflation rate	2.34%
Rp/USD exchange rate	Rp16,224
7-Day Reverse Repo Rate	4.25

Source: Office of Chief Economist BSI

2025 Financial Targets/Projections

Information on BSI's financial targets and projections for 2025 is prepared based on the approved Corporate Business Plan (RKAP), taking into account macroeconomic conditions, the outlook of the Islamic banking industry, and the Bank's risk profile. These targets and projections serve as a reference for management in directing business strategies and managing performance on a sustainable basis. Information regarding the 2025 financial targets/projections is as follows:

Description	Projection 2026
(1)	(2)
Financing Growth	10% - 14%
Cost of Credit	< 0,84 %
Net Interest Margin	> 5,50 %

Dividend Policy Targets/Projections for 2025

The dividend distribution policy of PT Bank Syariah Indonesia Tbk (BSI) is determined through the resolution of the General Meeting of Shareholders (GMS) by upholding the principles of good corporate governance and equal treatment for all shareholders. Each shareholder has the same right to receive dividends in accordance with their share ownership proportion. In formulating its dividend policy, the Company considers various strategic aspects, including the Bank's financial condition and capability, reserve requirements to strengthen the capital structure, business development plans, as well as compliance with the provisions of laws and regulations applicable in Indonesia.

2026 TARGETS/PROJECTIONS

By considering the Bank's financial condition and overall performance, BSI's dividend policy is directed toward the distribution of cash dividends to shareholders after taking into account capital adequacy to support business expansion and maintain long-term business sustainability. The determination of the dividend payout ratio and timing of payment is fully under the authority of the GMS, taking into account various factors such as retained earnings, operational performance, cash flow, business prospects, banking industry conditions, as well as general economic conditions. In line with prudential principles, the dividend policy may be reviewed and adjusted periodically in accordance with developments in the Company's financial performance, economic dynamics, and changes in applicable regulatory provisions.

2026 Marketing Target/Projection

Information regarding BSI's marketing targets and projections for 2026 is prepared by taking into account the Bank's strategic direction, market conditions, and growth opportunities in key segments. This projection serves as the basis for strengthening market penetration, optimizing distribution networks, as well as developing products and services according to customer needs. Information related to the 2026 marketing projection is as follows:

No.	Types of New Bank Products	Planned Implementation Timeline	Description
1	Gold-Collateralized Qardh Limit	Q1-2026	The Gold-Collateralized Qardh Limit may be granted up to a maximum of Rp1,000,000,000.00 (one billion rupiah) for each customer.
2	Cash Waqf Linked Deposit (CWLD)	Q1-2026	The Cash Waqf Linked Deposit (CWLD) product is a basic deposit product in which the principal value will function as temporary cash waqf, while the profit-sharing from the deposit can be directly utilized for social projects to be determined in accordance with the program established for each issuance series. CWLD is a more advanced development of BSI Waqf Deposit. Through CWLD, social projects can be realized earlier without waiting for the completion of all profit-sharing payments from the deposit principal. Funds for the realization of social programs can be implemented through a bundling mechanism with financing, where the installment is taken from the monthly profit-sharing earned from the deposit. Under this scheme, the project will be realized earlier without waiting for all profit-sharing to be fully paid.
3	BSI Multicurrency Foreign Currency Savings	Q1-2026	Addition of 5 currencies to the BSI Wadiah Foreign Currency Savings Product (6009), namely SGD, SAR, AUD, JPY, and EUR, through the instrument of adding account opening and transactions in the Core system.
4	Islamic Structured Account (ISRA)	Q1-2026	Islamic Structured Account (ISRA) is a Third-Party Funds (DPK) deposit product in the form of savings and current accounts based on the Mudharabah Muqayyadah contract, whereby the deposited funds are specifically used for foreign exchange transaction activities by the Treasury work unit.
5	Addition of the MMQ contract for BSI Griya Indent disbursement	Q1-2026	The development of the MMQ contract for indent mortgage financing is an initiative by the Bank to improve the contract previously used in the Indent Mortgage product. The contract previously used in the Indent Mortgage product was a murabahah contract for land and building materials. The Bank seeks to improve the financing contract for indent mortgages so that it is more aligned with sharia principles by developing the MMQ contract for indent mortgage disbursement.
6	BSI Hasanah Card Contactless	Q1-2026	Addition of the BSI Hasanah Card feature with contactless capability embedded in all BSI Hasanah Card cards and their derivatives.
7	Conversion of Existing BSI Gold Products into Gold Savings	Q1-2026	Changes in the features and contract of BSI Gold services, whereby the gold balance entrusted by customers in the e-gold service will be converted into Gold Savings.

2026 TARGETS/PROJECTIONS

No.	Types of New Bank Products	Planned Implementation Timeline	Description
8	ZIS App Hyperlink Service on BYOND	Q1-2026	Hyperlink is a feature in BYOND that functions as a link from BYOND to other platforms or website addresses outside BYOND. This Hyperlink ZIS App service can accommodate ZISWAF Amil Institutions that are not available on BYOND. BSI customers also have many options in channeling ZISWAF funds according to the programs and institutions of their choice.
9	Online Contract for Mitraguna Financing	Q1-2026	The Online Contract for Mitraguna Financing using a WhatsApp Chatbot is an application for Mitraguna financing customers who, under the regular process at the branch, are willing to carry out their contract signing process online. They will receive a notification once their financing has been approved for the online financing contract process.
10	Enhancement of CMS Capabilities - Fund Management, Government & Institutional Solution (RDN)	Q1-2026	Further development of the Cash Management Service platform consisting of Account Payable Management, Account Receivable Management, Account Liquidity Management, Account Administration & Information, as well as Digital Onboarding for features and capabilities intended for customers in the Corporate, Institutional, Government, Small Medium Enterprise (SME), Cooperative, and Sole Proprietorship segments, including:
			Customer Fund Account (RDN)
11	Umrah Savings Development	Q1-2026	BSI Umrah Savings is a savings product intended for customers who will undertake religious tourism (umrah pilgrimage).
12	BI-SSSS Sub-registry	Q1-2026	Registry in BI-SSSS is the addition of bank activities providing services in the form of government securities (SBN) and regional government securities transactions supported by Bank Indonesia services.
13	Financial Institution Bank-to-Bank Wakalah Facility	Q1-2026	Financial Institution Bank-to-Bank Murabahah Facility is the collection and disbursement of funds between banks by utilizing the commodity exchange under a Murabahah contract.
14	BSI Overseas Commodity Murabahah KCLN	Q1-2026	The commodity murabahah contract scheme is a commodity sale transaction that specifies the purchase price and agreed profit margin. This scheme is used for financing/placement products, fund-raising, and sukuk issuance, and is limited to supporting the activities of Overseas Branch Offices.
15	Revitalization of the Gold Ownership Financing Limit Feature	Q1-2026	Revitalization of the Gold Ownership Financing Amount Limit Feature is the revitalization of one of the Gold Installment features, namely the financing amount limit, which is increased from Rp150 million to a maximum of Rp500 million per customer.
16	Consumer Landing Page	Q1-2026	Consumer Landing Page is a digital platform that will make it easier for customers to search for BSI consumer products, apply for financing, calculate installment simulations, and obtain information on BSI consumer financing promotional programs in one place.
17	Bank-to-Bank Risk Participation	Q1-2026	Sharia Risk Participation Transaction is a form of cooperation between two parties, namely the Grantor (as representative/agent) and the Participant Bank (as principal), according to the risk-sharing arrangement as set out in the Master Risk Participation Agreement for the settlement of trade finance transactions.
18	Expansion of BSI Middle East Treasury Activities (DIFC Branch)	Q1-2026	Expansion of activities in the form of treasury business that can be carried out by BSI DIFC through the submission of a Dealing in Investments as Principal license to the DFSA.

2026 TARGETS/PROJECTIONS

No.	Types of New Bank Products	Planned Implementation Timeline	Description
19	Enhancement of CMS Capabilities - Islamic Ecosystem & Securities Ecosystem Support (ZISWAF Payment)	Q1-2026	Further development of the Cash Management Service platform consisting of Account Payable Management, Account Receivable Management, Account Liquidity Management, Account Administration & Information, as well as Digital Onboarding for features and capabilities intended for customers in the Corporate, Institutional, Government, Small Medium Enterprise (SME), Cooperative, and Sole Proprietorship segments, including:
			- ZISWAF Payment
			- Customer Fund Account (RDN)
20	BSI Hasanah Card for Young Segment / Lyfe Card	Q2-2026	Derivative product of the BSI Hasanah Card sharia credit card for the young segment, namely millennials and Gen Z, which provides a special value proposition for the young segment.
21	BSI Hasanah Card Signature Visa	Q2-2026	A new type of BSI Hasanah Card product for the affluent segment, which provides a special value proposition for that affluent segment.
22	Hasanah Card Lyfe	Q2-2026	Hasanah Card Lyfe is a BSI Hasanah Card (sharia credit card) feature and its derivative products available on the BSI superapp (BYOND), in the form of autobinding features, virtual card display, activation, PIN request, and an information dashboard for limits, outstanding amounts, remaining limits, and others.
23	BSI Investment Account (SRIA)	Q1-2026	BSI Investment Account (SRIA) is a product that optimizes the investor function at the Bank by collecting and managing funds based on a Mudharabah Muqayyadah contract with an on-balance sheet profit-sharing scheme, which will be directly and specifically allocated to certain productive assets according to the Investor's risk appetite.
24	New Trade Finance	Q1-2026	E2E Trade Finance Solutions Platform and Document Pre-Checking Automation with Smart AI.
25	BSI Daily Kafalah	Q1-2026	BSI Daily Kafalah facility provided by the Bank to Customers under a Line Facility agreement for the realization of guarantee financing and PRKS working capital using the Kafalah bil Ujrah contract and/or musyarakah contract.

Human Capital Development Targets/Projections for 2026

Information on BSI's human capital development targets and projections for 2026 is designed to support the achievement of the Bank's medium- and long-term business strategies. Human capital development expenses for 2026 are projected to reach Rp147.77 billion, representing an increase of 1.29% compared with the realized human capital development expenses in 2025. Information related to the projection of human resource development in 2026 is as follows:

(In Rp million)

Description	Projection 2026
(1)	(2)
Human Capital Development Expenses (Rp)	147,779,000,000

Investment in human capital development is directed toward ensuring the availability of competent and adaptable talent aligned with organizational needs, while also supporting the strengthening of governance, risk management, and the Bank's sustainable operational performance.

DIVIDEND POLICY, ANNOUNCEMENT AND PAYOUT

BSI may declare and distribute dividends in Indonesian Rupiah on an annual basis, provided that the Bank records a positive retained earnings balance. In accordance with applicable regulations, a portion of the Bank's net income, as determined by the Annual General Meeting of Shareholders (AGMS) and after corporate income tax, must be allocated to the mandatory statutory reserve until such reserve reaches at least 20% of the Bank's paid-in capital. There is no specified timeframe for achieving the minimum statutory reserve level.

The remaining portion of net income, after allocation to the statutory reserve, may be distributed to shareholders as final dividends, unless otherwise resolved by the AGMS. In addition, the Bank may declare special dividends on an ad hoc basis, subject to approval by the General Meeting of Shareholders (GMS), while taking into consideration the Bank's financial condition and prevailing regulatory requirements.

The allocation of net income for the 2024 financial year was approved by the AGMS held on May 17, 2024, as was the allocation of net income for the 2023 financial year. The allocation of net income for the 2025 financial year will be determined at the AGMS scheduled to be held in 2026.

(In Rp million)

Description	Fiscal Year 2023	Fiscal Year 2024
Net Income	5,703,743,109,251	7,005,888,311,206.67
Cash Dividend	855,561,466,388	1,050,883,246,681
Stock (Non-Cash) Dividend	–	–
Cash Dividend per Share	18.5470451	22.781273
Stock (Non-Cash) Dividend per Share	–	–
Dividend Payout Ratio (%)	15%	15%
Dividend Announcement Date	May 17, 2024	May 16, 2025
Cash Dividend Payment Date	June 20, 2024	June 19, 2025
Stock (Non-Cash) Dividend Payment Date	–	–

IPO PROCEEDS UTILIZATION

In accordance with Financial Services Authority Regulation (POJK) No. 30/POJK.04/2015 concerning the Report on the Realization of the Use of Proceeds from Public Offerings, BSI has prepared and submitted the report on the realization of the use of proceeds in a timely manner and in full compliance with applicable regulations. The report reflects that the utilization of proceeds is consistent with the objectives disclosed in the prospectus and adheres to the principles of transparency and accountability toward stakeholders.

IPO PROCEEDS UTILIZATION

(In Rp million)

No.	Type of Public Offering	Realized Value of Public Offering Results			Planned use of funds		Actual use of funds		Remaining funds
		Offer Value	Cost	Net Result	Description	Total	Description	Total	
	Type of Public Offering Sustainable Mudharabah Sukuk Shelf Registration I of Bank BSI – Tranche II, 2025								
1.	26 Juni 2025	5,000,000,000,000	7,840,000,000	4,992,160,000,000	All funds obtained from the Public Offering, after deducting issuance-related costs, are allocated by the Company for the disbursement of new financing and/or existing financing, either directly or indirectly, to activities classified as Environmentally Sustainable Business Activities (KUBL) and Socially Sustainable Business Activities (KUBS), as stipulated in POJK No. 18 of 2023 concerning the issuance and requirements of sustainability-linked debt securities and sukuk. The use of proceeds for existing financing under the KUBL and KUBS categories is detailed as follows:		All funds obtained from the Public Offering, after deducting issuance-related costs, are allocated by the Company for the disbursement of new financing and/or existing financing, either directly or indirectly, to activities classified as Environmentally Sustainable Business Activities (KUBL) and Socially Sustainable Business Activities (KUBS), as stipulated in POJK No. 18 of 2023 concerning the issuance and requirements of sustainability-linked debt securities and sukuk. The use of proceeds for existing financing under the KUBL and KUBS categories is detailed as follows:		
					1. The KUBL category represents a minimum allocation of 30% and a maximum of 50%. Within the KUBL category, at least 50% is allocated to the following subcategories: (1) Renewable energy, (2) Products that reduce resource usage and generate less pollution, and (3) Sustainable management of biological natural resources and land use, with the remainder allocated to the other seven (7) KUBL categories.	1,761,306,475.94	1. The KUBL category represents a minimum allocation of 30% and a maximum of 50%. Within the KUBL category, at least 50% is allocated to the following subcategories: (1) Renewable energy, (2) Products that reduce resource usage and generate less pollution, and (3) Sustainable water and wastewater management, with the remainder allocated to the other seven (7) KUBL categories.	1.761.306.475.944	-
					2. The KUBS category represents a minimum allocation of 50% and a maximum of 70%. Within the KUBS category, at least 50% is allocated to the following subcategories: (1) Job creation and programs designed to prevent and/ or reduce unemployment, including small and medium enterprise financing and microfinancing, (2) Enhancement of socio-economic empowerment, and (3) Access to essential services, with the remainder allocated to the other three (3) KUBS categories.	3.230.853.524.05	2. The KUBS category represents a minimum allocation of 50% and a maximum of 70%. Within the KUBS category, at least 50% is allocated to the following subcategories: (1) Job creation and programs designed to prevent and/ or reduce unemployment, including small and medium enterprise financing and microfinancing, (2) Enhancement of socio-economic empowerment, and (3) Access to essential services, with the remainder allocated to the other three (3) KUBS categories.	3.230.853.524.056	-
Jumlah		**5,000,000,000,000**	7.840.000.000	4.992.160.000.000		4.992.160.000.000		4.992.160.000.000	

IPO PROCEEDS UTILIZATION

Details of Costs for the Sustainable Mudharabah Sukuk Shelf Registration I Bank BSI – Tranche II, 2025

No.	Description	Total Cost	Percentage
1.	**Fees for Securities Underwriting Services**	4,950,000,000	0.099%
	Management Fee	3,450,000,000	0.069%
	Underwriting Fee	750,000,000	0.015%
	Selling Fee	750,000,000	0.015%
2.	**Capital Market Supporting Professional Fees**	350,000,000	0.007%
	Legal Consultant Fee	300,000,000	0.006%
	Notary Fee	50,000,000	0.001%
3.	**Capital Market Supporting Institution Fees**	1,740,000,000	0.035%
	Credit Rating Agency	1,500,000,000	0.030%
	Trustee	240,000,000	0.005%
	Other Fees (including OJK registration statement fees, KSEI fees, IDX listing fees, as well as printing, advertising, event organizer, environmental expert, and public accountant fees for allocation audit)	800,000,000	0.016%
Total Public Offering Costs		**7,480,000,000**	**0.157%**

MATERIAL INFORMATION ON INVESTMENT, EXPANSION, DIVESTMENT, MERGER/ CONSOLIDATION, ACQUISITION, DEBT/CAPITAL RESTRUCTURING, MATERIAL TRANSACTIONS, AFFILIATED TRANSACTIONS, AND CONFLICT OF INTEREST TRANSACTIONS

Investment

In 2025 and 2024, BSI invested in securities issued by both the Government and corporate entities. These investments formed part of the Bank's asset portfolio management strategy, aimed at maintaining an appropriate balance between liquidity, returns, and risk exposure. Details of BSI's securities investments as of September 30, 2025, and December 31, 2024, are presented in the table below:

MATERIAL INFORMATION ON INVESTMENT, EXPANSION, DIVESTMENT, MERGER/CONSOLIDATION, ACQUISITION, DEBT/ CAPITAL RESTRUCTURING, MATERIAL TRANSACTIONS, AFFILIATED TRANSACTIONS, AND CONFLICT OF INTEREST TRANSACTIONS

(In Rp million)

Instrument	2024		2025	
	Nominal Value	Carrying Value	Nominal Value	Carrying Value
Fair Value Through Profit or Loss				
RUPIAH				
Government Sharia Securities (SBSN)	2,908,897	2,850,076	2,320,383	2,300,433
Government Sharia Treasury Bills (SPNS)	6,636,068	6,724,573	2,006,619	1,962,324
Bank Indonesia Sukuk	1,911,328	1,933,536	2,000,000	2,028,369
Mutual Funds	-	-	–	–
Sharia Asset-Backed Securities – Participation Certificates (EBAS-SP)	27,301	27,722	27,301	29,476
Total	**11,483,594**	**11,535,907**	**6,354,303**	**6,320,602**
FOREIGN CURRENCY				
Government Sharia Securities (SBSN)	258,046	260,860	46,466	46,181
Bank Indonesia Sukuk	500,250	504,035	–	–
Total	**758,296**	**764,895**	**46,466**	**46,181**
Total Fair Value Through Profit or Loss	**12,241,890**	**12,300,802**	**6,400,769**	**6,366,783**
Fair Value Through Other Comprehensive Income				
RUPIAH				
Government Sharia Securities (SBSN)	16,477,765	16,898,419	10,455,701	10,251,000
Bank Indonesia Sukuk	5,240,654	5,240,654	11,148,698	11,148,698
Mutual Funds	2,846,710	2,914,783	2,500,000	2,543,914
Total	**23,917,993**	**25,053,856**	**24,140,399**	**23,979,612**
FOREIGN CURRENCY				
Bank Indonesia Sukuk	5,669,500	5,669,500	8,127,975	8,127,975
Government Sharia Securities (SBSN)	1,196,515	1,201,616	273,615	261,066
Total	**6,866,015**	**6,871,116**	**8,401,590**	**8,389,041**
Total Fair Value Through Other Comprehensive Income	**31,431,144**	**31,924,972**	**32,541,989**	**32,368,653**
Amortized Cost				
RUPIAH				
Government Sharia Securities (SBSN)	14,162,265	14,180,967	22,078,936	22,127,374
Corporate Sukuk	45,000	45,000	638,800	638,800
Export Bills	213,953	213,953	309,746	309,746
Total	**14,421,218**	**14,439,920**	**23,027,482**	**23,075,920**
FOREIGN CURRENCY				
Government Sharia Securities (SBSN)	1,000,500	1,006,977	431,346	433,580
Export Bills	9,931	9,931	6,870	6,870
Total	**1,010,431**	**1,016,908**	**438,216**	**440,450**
Total Amortized Cost	**15,431,649**	**15,456,828**	**23,465,698**	**23,516,370**
Total Investment in Securities		59,682,602		62,251,808
Allowance for Impairment Losses		(32,114)		(35,288)
Net		59,650,488		62,216,518

MATERIAL INFORMATION ON INVESTMENT, EXPANSION, DIVESTMENT, MERGER/CONSOLIDATION, ACQUISITION, DEBT/ CAPITAL RESTRUCTURING, MATERIAL TRANSACTIONS, AFFILIATED TRANSACTIONS, AND CONFLICT OF INTEREST TRANSACTIONS

Expansion
Throughout 2025, BSI did not undertake any business expansion activities.

Divestment
Throughout 2025, BSI did not carry out any divestment activities.

Merger/Business Consolidation
Throughout 2025, BSI did not engage in any merger or business consolidation activities.

Acquisition
Throughout 2025, BSI did not conduct any acquisition activities.

Debt/Capital Restructuring
Throughout 2025, BSI did not undertake any debt or capital restructuring activities.

INFORMATION ON MATERIAL TRANSACTIONS INVOLVING CONFLICTS OF INTEREST AND/OR AFFILIATED PARTY TRANSACTIONS

MATERIAL TRANSACTIONS

In accordance with Financial Services Authority Regulation (POJK) No. 17/POJK.04/2020 on Material Transactions and Changes in Business Activities, a Material Transaction is defined as any transaction carried out by a public company or its controlled company with a value equal to or exceeding 20% of the public company's equity. Throughout 2025, BSI did not undertake any transactions that met the criteria for a Material Transaction under the regulation.

CONFLICT OF INTEREST TRANSACTIONS

Pursuant to POJK No. 42/POJK.04/2020 on Affiliated Transactions and Conflict of Interest Transactions, a Conflict of Interest arises when there is a divergence between the economic interests of a public company and the personal economic interests of members of the Directors, Board of Commissioners, Controlling Shareholders, or Controllers that may be detrimental to the company. In 2025, BSI did not enter into any transactions involving a Conflict of Interest.

AFFILIATED TRANSACTIONS

Under POJK No. 42/POJK.04/2020, an Affiliation includes, among others:

- Family relationships by marriage or lineage up to the second degree, horizontally or vertically;
- Relationships between a party and the employees, Directors, or Commissioners of that party;
- Relationships between two companies with one or more common members of the Directors or Board of Commissioners;
- Relationships between a company and a party that directly or indirectly controls or is controlled by the company;
- Relationships between two companies under direct or indirect common control; or
- Relationships between a company and its Controlling Shareholder.

An Affiliated Transaction refers to any activity and/ or transaction conducted by a public company or its controlled company with an Affiliate, including transactions carried out for the benefit of Affiliates of the Directors, Board of Commissioners, Controlling Shareholders, or Controllers.

INFORMATION ON MATERIAL TRANSACTIONS INVOLVING CONFLICTS OF INTEREST AND/OR AFFILIATED PARTY TRANSACTIONS

Affiliated Transactions Conducted in the Ordinary Course of Business

In accordance with Articles 8 and 9 of POJK 42/2020, certain affiliated transactions constitute part of BSI's ordinary business activities to generate operating income and are conducted on a routine, recurring, and/or ongoing basis. These transactions are disclosed in the related party transactions section. BSI has identified and recorded such transactions, including transaction values, counterparties, and the nature of relationships, all of which are disclosed in Note 44 to the Financial Statements.

Transaction Fairness and Regulatory Compliance

All transactions carried out by BSI have complied with POJK No. 42/POJK.04/2020 at the time the transactions were executed. Transactions were conducted based on prevailing market practices, applying the arm's length principle, driven by legitimate business needs, and free from conflicts of interest. In 2025, no affiliated or related party transactions required approval from the General Meeting of Shareholders (GMS).

Statement of the Directors on Affiliated Transactions

In conducting transactions, particularly with affiliated and/or related parties, BSI has established internal procedures in line with regulatory requirements. The Directors is involved in reviewing transaction plans, implementation, and evaluations. Based on this process, the Directors is of the view that all related party transactions have been conducted through adequate procedures, in accordance with sound business practices, and in compliance with prevailing laws and regulations.

Board of Commissioners and Audit Committee's Roles

Dalam pelaksanaan transaksi, khususnya dengan pihak afiliasi dan/atau berelasi, BSI telah memiliki prosedur internal yang sesuai dengan ketentuan regulator. Direksi terlibat dalam proses penelaahan atas rencana, realisasi, dan evaluasi transaksi. Berdasarkan prosedur tersebut, Direksi berpendapat bahwa seluruh transaksi pihak berelasi telah dilakukan melalui proses yang memadai, selaras dengan praktik bisnis yang berlaku umum, serta mematuhi peraturan perundang-undangan yang berlaku.

Peran Dewan Komisaris dan Komite Audit

The Audit Committee is responsible for monitoring the follow-up of audit findings to assess the adequacy of the internal control system, including the financial reporting process. The Audit Committee also reviews financial information to be disclosed to the public and ensures compliance with applicable regulations. Accordingly, affiliated and related party transactions fall within the scope of the Audit Committee's review and oversight.

The Audit Committee reports its findings to the Board of Commissioners, which exercises supervisory oversight of the Bank's business activities. The roles of the Audit Committee and the Board of Commissioners are integral to ensuring that transactions are conducted in compliance with regulations and in accordance with the arm's length principle.

RELATED PARTY TRANSACTIONS

BSI engages in transactions with related parties as defined under PSAK 224 Related Party Disclosures and Regulation No. VIII.G.7 on the Presentation and Disclosure of Financial Statements of Issuers or Public Companies. Related parties include, among others:

- Parties that directly or indirectly control, are controlled by, or are under common control with the Bank;
- Entities within the same business group as the Bank;
- Joint ventures in which the Bank acts as a venturer;
- Members of the Bank's key management personnel;
- Close family members of such individuals;
- Entities controlled or significantly influenced by individuals with significant voting rights; and
- Post-employment benefit plans for employees of the Bank or related entities.

INFORMATION ON MATERIAL TRANSACTIONS INVOLVING CONFLICTS OF INTEREST AND/OR AFFILIATED PARTY TRANSACTIONS

Names of Related Parties and Nature of Relationships

BSI's related party relationships include:

- Controlling Shareholder: The Government of the Republic of Indonesia through the Ministry of Finance.
- Controlling Shareholder Entity: PT Bank Mandiri (Persero) Tbk.
- Other Shareholders and Related Entities:
  - PT Bank Rakyat Indonesia (Persero) Tbk,
  - PT Bank Negara Indonesia (Persero) Tbk,
  - PT BRI Danareksa Sekuritas,
  - PT BNI Life Insurance,
  - PT Mandiri Sekuritas, and
  - AirNav Indonesia.

Government Entities and Institutions		
BPJS Kesehatan	PT Krakatau Bandar Samudera	PT Senggigi Pratama Internasional
BPJS Ketenagakerjaan	PT Krakatau Daya Listrik	PT Sepatim Batamtama
Dana Pensiun Bank Mandiri	PT Krakatau Global Trading	PT Sigma Cipta Caraka
Lembaga Pembiayaan Ekspor Indonesia	PT Krakatau Industrial Estate Cilegon	PT Sigma Cipta Utama
Perum BULOG	PT Krakatau Information Technology	PT Sigma Mitra Sejati
Perum DAMRI	PT Krakatau Jasa Industri	PT Sinergi Colomadu
Perum Jasa Tirta I	PT Krakatau Jasa Logistik	PT Sinergi Gula Nusantara
Perum Jasa Tirta II	PT Krakatau Samudera	PT Sinergi Mitra Investama
Perum Percetakan Negara Republik Indonesia	PT Krakatau Medika	PT Sinkona Indonesia Lestari
Perum Perhutani	PT Krakatau National Resources	PT Solusi Bangun Beton
Perum Perumnas	PT Krakatau Perbengkelan dan Perawatan	PT Solusi Bangun Indonesia Tbk
Perum Peruri	PT Krakatau Pipe Industries	PT Sri Pamela Medika Nusantara
Perusahaan Penerbit SBSN Indonesia	PT Krakatau Samudera Solusi	PT Sucofindo
PT Adhi Commuter Properti Tbk	PT Krakatau Sarana Infrastruktur	PT Sucofindo Advisory Utama
PT Adhi Jalintim Riau	PT Krakatau Sarana Properti	PT Sucofindo Episi
PT Adhi Karya (Persero) Tbk	PT Krakatau Steel (Persero) Tbk	PT Sumberdaya Arindo
PT Adhi Persada Beton	PT Krakatau Tirta Industri	PT Surabaya Industrial Estate Rungkut
PT Adhi Persada Gedung	PT Krakatau Tirta Operasi dan Pemeliharaan	PT Surveyor Indonesia (Persero)
PT Adhi Persada Properti	PT Krakatau Wajatama	PT Surya Energi Indotama
PT Aero Globe Indonesia	PT Krida Upaya Tunggal	PT Swadharma Sarana Informatika
PT Aerofood Indonesia	PT Laras Astra Kartika	PT Taman Wisata Candi Borobudur, Prambanan & Ratu Boko
PT Angkasa Pura Properti	PT Len Industri (Persero)	PT Tanjung Emas Daya Sejahtera
PT Angkasa Pura Retail	PT Mandiri Capital Indonesia	PT Taspen (Persero)
PT Angkasa Pura Sarana Digital	PT Mandiri Manajemen Investasi	PT Taspen Abadi Sentosa
PT Angkasa Pura Solusi	PT Mandiri Tunas Finance	PT Telekomunikasi Selular
PT Angkasa Pura Solusi Integra	PT Mandiri Utama Finance	PT Telemedia Dinamika Sarana
PT Angkasa Pura Supports	PT Mega Eltra	PT Telkom Akses

INFORMATION ON MATERIAL TRANSACTIONS INVOLVING CONFLICTS OF INTEREST AND/OR AFFILIATED PARTY TRANSACTIONS

Government Entities and Institutions		
PT Antam Resourcindo	PT Metra Digital Media	PT Telkom Indonesia (Persero) Tbk
PT ASABRI (Persero)	PT Mitra Rakata	PT Telkom Satelit Indonesia
PT ASDP Indonesia Ferry (Persero)	PT Mitra Tours & Travel	PT Telkomsel Ekosistem Digital
PT Asuransi Asei Indonesia	PT Mitra Transaksi Indonesia	PT Telkomsel Mitra Inovasi
PT Asuransi BRI Life	PT Mitra Utama Madani	PT Terminal Petikemas Surabaya
PT Asuransi Jasa Indonesia	PT Mulia Sasmita Bhakti	PT Terminal Teluk Lamong
PT Asuransi Jasa Indonesia Syariah	PT Multi Sentana Baja	PT Timah Karya Persada Properti
PT Asuransi Jasa Raharja (Persero)	PT Multi Terminal Indonesia	PT Timah Tbk
PT Asuransi Jiwa IFG	PT Nindya Beton	PT Tirta Tangsel Mandiri
PT Asuransi Jiwa Inhealth Indonesia	PT Nindya Karya (Persero)	PT Tracon Industri
PT Asuransi Jiwa Taspen	PT Nusa Karya Arindo	PT Trans Jawa Paspro Jalan Tol
PT Asuransi Jiwasraya (Persero)	PT Nusa Pratama Property	PT Tugu Pratama Interindo
PT Asuransi Kredit Indonesia (Persero)	PT Nusantara Medika Utama	PT Tugu Reasuransi Indonesia
PT Asuransi Tugu Pratama Indonesia Tbk	PT Nusantara Regas	PT Tusam Hutani Lestari
PT Aviasi Pariwisata Indonesia	PT Nusantara Sebelas Medika	PT United Tractors Semen Gresik
PT AXA Mandiri Financial Services	PT Nusantara Terminal Services	PT Usaha Gedung Mandiri
PT Bahana Artha Ventura	PT Nusantara Turbin Dan Propulsi	PT Varia Usaha Bahari
PT Bahana Pembinaan Usaha Indonesia	PT Paguntaka Cahaya Nusantara	PT Varia Usaha Beton
PT Bahana Sekuritas	PT PAL Indonesia (Persero)	PT Varia Usaha Dharma Segara
PT Bahana TCW Investment Management	PT PAL Marine Services	PT Varia Usaha Lintas Segara
PT Bakti Timah Medika	PT PANN Pembiayaan Maritim	PT Wahana Optima Permai
PT Balai Pustaka	PT Patra Drilling Contractor	PT Waskita Beton Precast Tbk
PT Bank Mandiri Taspen	PT Patra Logistik	PT Waskita Karya (Persero) Tbk
PT Bank Tabungan Negara (Persero) Tbk	PT Patra Nusa Data	PT Waskita Karya Infrastruktur
PT Barata Indonesia (Persero)	PT Patra Trading	PT Waskita Modern Realti
PT Baturaja Multi Usaha	PT Pegadaian	PT Waskita Toll Road
PT Berdikari	PT Pelabuhan Bukit Prima	PT Widya Tirta Selaras
PT Berdikari Logistik Indonesia	PT Pelabuhan Indonesia (Persero	PT Wijaya Karya (Persero) Tbk
PT Berkah Industri Mesin Angkat	PT Pelabuhan Indonesia I (Persero)	PT Wijaya Karya Bangunan Gedung Tbk
PT Berlian Jasa Terminal Indonesia	PT Pelabuhan Indonesia II (Persero)	PT Wijaya Karya Beton Tbk
PT Berlian Manyar Sejahtera	PT Pelabuhan Indonesia IV (Persero)	PT Wijaya Karya Bitumen
PT Bhanda Ghara Reksa (Persero)	PT Pelabuhan Indonesia Investama	PT Wijaya Karya Industri dan Konstruksi
PT Bina Karya (Persero)	PT Pelabuhan Tanjung Priok	PT Wijaya Karya Komponen Beton
PT Bio Farma (Persero)	PT Pelayanan Energi Batam	PT Wijaya Karya Pracetak Gedung
PT Biro Klasifikasi Indonesia (Persero)	PT Pelayaran Bahtera Adhiguna	PT Wijaya Karya Realty

INFORMATION ON MATERIAL TRANSACTIONS INVOLVING CONFLICTS OF INTEREST AND/OR AFFILIATED PARTY TRANSACTIONS

Government Entities and Institutions		
PT BNI Asset Management	PT Pelayaran Nasional Indonesia (Persero)	PT Wijaya Karya Rekayasa Konstruksi
PT BNI Sekuritas	PT Pelindo Daya Sejahtera	PT Wijaya Karya Serang Panimbang
PT Borneo Alumina Indonesia	PT Pelindo Husada Citra	PT Yodya Karya
PT Brantas Abipraya (Persero)	PT Pelindo Jasa Maritim	PT Sarana Aceh Ventura
PT BRI Asuransi Indonesia	PT Pelindo Marine Service	PT Sarana Bandar Nasional
PT Bukit Asam Medika	PT Pelindo Multi Terminal	PT Sarana Jakarta Ventura
PT Bukit Asam Tbk	PT Pelindo Properti Indonesia	PT Sarana Jambi Ventura
PT Bukit Energi Investama	PT Pelindo Solusi Logistik	PT Sarana Jatim Ventura
PT Bukit Multi Properti	PT Pelindo Terminal Petikemas	PT Sarana Kalbar Ventura
PT Bukit Prima Bahari	PT Pelita Air Service	PT Sarana Kalteng Ventura
PT Bumi Daya Plaza	PT Pemalang Batang Tol Road	PT Sarana Kaltim Ventura
PT Bumi Sawindo Permai	PT Pengembang Pelabuhan Indonesia	PT Sarana Multi Infrastruktur (Persero)
PT Cinere Serpong Jaya	PT Pengerukan Indonesia	PT Sarana Multigriya Finansial (Persero)
PT Citilink Indonesia	PT Pengusahaan Daerah Industri Pulau Batam (Persero)	PT Sei Mangkei Nusantara Tiga
PT Citra Lautan Teduh	PT Penjaminan Infrastruktur Indonesia (Persero)	PT Semen Baturaja (Persero) Tbk
PT Cut Meutia Medika Nusantara	PT Penjaminan Jamkrindo Syariah	PT Semen Indonesia (Persero) Tbk
PT Danareksa (Persero)	PT Perikanan Nusantara (Persero)	PT Semen Indonesia Beton
PT Danareksa Finance	PT Perkebunan Nusantara I	PT Semen Indonesia Logistik
PT Danareksa Investment Management	PT Perkebunan Nusantara II	PT Semen Padang
PT Dayamitra Telekomunikasi Tbk	PT Perkebunan Nusantara III (Persero)	PT Jasamarga Manado Bitung
PT Dirgantara Indonesia (Persero)	PT Perkebunan Nusantara IV	PT Jasamarga Ngawi Kertosono Kediri
PT Djakarta Lloyd (Persero)	PT Perkebunan Nusantara VI	PT Jasamarga Pandaan Malang
PT Dok dan Perkapalan Air Kantung	PT Perkebunan Nusantara VII	PT Jasamarga Related Business
PT Dok dan Perkapalan Kodja Bahari (Persero)	PT Perkebunan Nusantara VIII	PT Jasamarga Solo Ngawi
PT Elnusa Petrofin	PT Perkebunan Nusantara X	PT Jasamarga Surabaya Mojokerto
PT Elnusa Tbk	PT Perkebunan Nusantara XII	PT Jasamarga Tollroad Maintenance
PT Emas Antam Indonesia	PT Perkebunan Nusantara XIII	PT Jasamarga Tollroad Operator
PT Energi Agro Nusantara	PT Perkebunan Nusantara XIV	PT Jasamarga Transjawa Tol
PT Energi Pelabuhan Indonesia	PT Permata Graha Nusantara	PT Jasaraharja Putera
PT Energy Management Indonesia (Persero)	PT Permodalan Nasional Madani (Persero)	PT Jembatan Nusantara
PT Energi Pelabuhan Indonesia	PT Perta Arun Gas	PT KA Properti Manajemen
PT Energy Management Indonesia (Persero)	PT Pertagas Niaga	PT Kalimantan Jawa Gas
PT Equiport Inti Indonesia	PT Pertamina (Persero)	PT Kaltim Adhiguna Dermaga
PT Estika Daya Mandiri	PT Pertamina Bina Medika IHC	PT Kaltim Daya Mandiri
PT Finnet Indonesia	PT Pertamina Drilling Services Indonesia	PT Kaltim Industrial Estate

INFORMATION ON MATERIAL TRANSACTIONS INVOLVING CONFLICTS OF INTEREST AND/OR AFFILIATED PARTY TRANSACTIONS

Government Entities and Institutions		
PT Fintek Karya Nusantara	PT Pertamina EP	PT Kawasan Berikat Nusantara (Persero)
PT Gag Nikel	PT Pertamina Gas	PT Kawasan Industri Gresik
PT Gapura Angkasa	PT Pertamina Hulu Indonesia	PT Kawasan Industri Makassar
PT Garuda Indonesia (Persero) Tbk	PT Pertamina Hulu Kalimantan Timur	PT Kawasan Industri Nusantara
PT Garuda Maintenance Facility Aero Asia Tbk	PT Pertamina Hulu Mahakam	PT Kawasan Industri Terpadu Batang
PT Graha Investama Bersama	PT Pertamina Hulu Rokan	PT Kawasan Industri Wijayakusuma
PT Graha Niaga Tata Utama	PT Pertamina International Shipping	PT KBN Graha Medika
PT Graha Sarana Duta	PT Pertamina Lubricants	PT KBN Prima Logistik
PT Griyaton Indonesia	PT Pertamina Maintenance and Construction	PT Kereta Api Indonesia (Persero)
PT Hakaaston	PT Pertamina Marine Solutions	PT Kereta Api Logistik
PT Haleyora Powerindo	PT Pertamina Patra Niaga	PT Kereta Api Pariwisata
PT HK Realtindo	PT Pertamina Pedeve Indonesia	PT Kereta Commuter Indonesia
PT Hutama Karya (Persero)	PT Pertamina Power Indonesia	PT Kharisma Pemasaran Bersama Nusantara
PT Hutama Karya Infrastruktur	PT Pertamina Retail	PT Kilang Pertamina Balikpapan
PT Indofarma Global Medika	PT Pertamina Training & Consulting	PT Kimia Farma Apotek
PT Indonesia Asahan Aluminium (Persero)	PT Pertamina Trans Kontinental	PT Kimia Farma Diagnostika
PT Indonesia Chemical Alumina	PT Pertani (Persero)	PT Kimia Farma Tbk
PT Indonesia Coal Resources	PT Peruri Digital Security	PT Kimia Farma Trading & Distribution
PT Indonesia Comnets Plus	PT Peruri Properti	PT Kliring Berjangka Indonesia
PT Indonesia Kendaraan Terminal Tbk	PT Perusahaan Gas Negara Tbk	PT Kodja Terramarin
PT Indonesia Power	PT Perusahaan Listrik Negara (Persero)	PT PP Urban
PT Indopelita Aircraft Services	PT Perusahaan Pengelola Aset (Persero)	PT Pratama Mitra Sejati
PT Indra Karya (Persero)	PT Perusahaan Perdagangan Indonesia	PT Prima Armada Raya
PT Industri Kapal Indonesia (Persero)	PT Pesonna Indonesia Jaya	PT Prima Husada Cipta Medan
PT Industri Karet Nusantara	PT Pesonna Optima Jasa	PT Prima Indonesia Logistik
PT Industri Kemasan Semen Gresik	PT Peteka Karya Tirta	PT Prima Layanan Nasional Enjiniring
PT Industri Kereta Api (Persero)	PT Petrosida Gresik	PT Prima Medica Nusantara
PT Infomedia Nusantara	PT PG Rajawali II	PT Prima Multi Terminal
PT Infomedia Solusi Humanika	PT PGAS Telekomunikasi Nusantara	PT Produksi Film Negara (Persero)
PT Inhutani I	PT Phapros Tbk	PT Pupuk Indonesia (Persero)
PT Inhutani IV	PT PIM Prima Medika	PT Pupuk Indonesia Niaga
PT Inka Multi Solusi	PT Pindad (Persero)	PT Pupuk Iskandar Muda
PT Inka Multi Solusi Service	PT Pindad Enjiniring Indonesia	PT Pupuk Kalimantan Timur
PT Inka Multi Solusi Trading	PT Pindad International Logistic	PT Pupuk Kujang Cikampek
PT Inti Konten Indonesia	PT Pindad Medika Utama	PT Pupuk Sriwidjaja
PT IPC Terminal Petikemas	PT PLN Energi Primer Indonesia	PT Rajawali Citramass
PT Jakarta Industrial Estate Pulogadung	PT PLN Nusantara Power	PT Rajawali Nusantara Indonesia (Persero)
PT Jalin Pembayaran Nusantara	PT PLN Nusantara Renewables	PT Rajawali Nusindo

INFORMATION ON MATERIAL TRANSACTIONS INVOLVING CONFLICTS OF INTEREST AND/OR AFFILIATED PARTY TRANSACTIONS

Government Entities and Institutions		
PT Jalintim Adhi Abipraya	PT PNM Investment Management	PT Rajawali Tanjungsari Enjiniring
PT Jaminan Kredit Indonesia	PT PNM Ventura Syariah	PT Reasuransi Indonesia Utama (Persero)
PT Jaminan Pembiayaan Askrindo Syariah	PT PNM Venture Capital	PT Reasuransi Nasional Indonesia
PT Jasa Armada Indonesia Tbk	PT Pos Indonesia (Persero)	PT Reasuransi Syariah Indonesia
PT Jasa Marga (Persero) Tbk	PT Pos Logistik Indonesia	PT Rekayasa Engineering
PT Jasa Prima Logistik Bulog	PT Pos Properti Indonesia	PT Reska Multi Usaha
PT Jasa Raharja	PT PP (Persero) Tbk	PT Riset Perkebunan Nusantara
PT Jasa Tirta Energi	PT PP Infrastruktur	PT Rolas Nusantara Medika
PT Jasa Tirta Luhur	PT PP Presisi Tbk	PT Rumah Sakit Pelabuhan
PT Jasamarga Balikpapan Samarinda	PT PP Properti Tbk	PT Rumah Sakit Pelni
PT Jasamarga Gempol Pasuruan	PT PP Semarang Demak	PT Sahung Brantas Energi
PT Jasamarga Jalanlayang Cikampek	PT PP Sinergi Banjaratma	PT Saka Energi Indonesia
PT Jasamarga Jogja Solo	PT PP Tirta Riau	PT Sang Hyang Seri
PT Jasamarga Kualanamu Tol	PT Jasamarga Kunciran Cengkareng	

Transaction Realization of Related Parties

The balances of transactions with related parties as of December 31, 2025 and December 31, 2024 are presented in the relevant table in this section. During the respective periods, salaries and allowances, bonuses, tantiem, and long-term employee benefits for the Board of Commissioners and the Directors amounted to Rp64.21 billion and Rp174.88 billion, representing 0.47% and 1.48% of total operating expenses, respectively. The balance of transactions with related parties as of December 31, 2025 and December 31, 2024 is described in the following table:

(In Rp million)

Description	2024	2025
Assets		
Total assets of related parties	67.538.852	67,919,007
Total assets	408.613.432	456,192,606
Percentage of total assets of related parties to total assets	16.53%	14.89%
Liabilities		
Total liabilities of related parties	4.131.869	3,642,128
Total liabilities	105.647.971	107,574,242
Percentage of total liabilities of related parties to total liabilities	3.91%	3.39%
Syirkah Fund Temporer		
Total syirkah fund temporer of related parties	58.737.626	68,346,785
Total syirkah fund temporer	257.923.889	296,665,490
Percentage of total syirkah fund temporer of related parties to total syirkah fund temporer	22.77%	23.04%

Reference to Financial Statement Disclosures

Detailed information on the names of related parties and the realized values of related party transactions is disclosed in Note 44 to the Financial Statements, which forms an integral part of this Annual Report. These related party transactions constitute business activities undertaken to generate operating income and are carried out on a routine, recurring, and/or ongoing basis in line with the Bank's operational activities.

INFORMATION ON MATERIAL TRANSACTIONS INVOLVING CONFLICTS OF INTEREST AND/OR AFFILIATED PARTY TRANSACTIONS

Fairness and Rationale of Transactions

All related party transactions were conducted on an arm's length basis, under normal commercial terms, and in compliance with prevailing laws and regulations. Such transactions were undertaken solely to support BSI's operational and business requirements and were free from any conflicts of interest.

Compliance with Laws and Regulations

Throughout 2025 and 2024, BSI recorded no violations of laws and regulations related to related party transactions or transactions involving conflicts of interest. BSI engages in transactions with related parties as defined under PSAK 224 on Related Party Disclosures and Regulation No. VIII.G.7 on Presentation and Disclosure of Financial Statements of Issuers or Public Companies. All related party transactions were conducted in accordance with mutually agreed policies and terms. In 2025, there were no related party transactions requiring approval from the General Meeting of Shareholders (GMS).

Directors Statement on Related Party Transactions

In conducting transactions, particularly with related parties, BSI has established internal procedures in accordance with regulatory requirements. The B Directors is actively involved in reviewing the planning, realization, and evaluation of such transactions. Based on these processes, the Directors is of the view that all related party transactions have been executed through adequate procedures, aligned with generally accepted business practices, and in compliance with prevailing laws and regulations, while upholding the arm's length principle.

Board of Commissioners and Audit Committee's Roles

The Audit Committee is tasked with monitoring the follow-up of audit findings to assess the adequacy of the internal control system, including the reliability of the financial reporting process. In addition, the Audit Committee reviews financial information to be disclosed to the public or other stakeholders and evaluates compliance with prevailing laws and regulations. Accordingly, related party transactions fall within the scope of the Audit Committee's review and oversight.

As an organ under the Board of Commissioners, the Audit Committee periodically reports the results of its duties to the Board of Commissioners, which exercises supervisory functions over the Bank's business activities. The coordinated role of the Audit Committee and the Board of Commissioners is essential in ensuring that all transactions undertaken by the Bank comply with applicable regulations and are conducted in accordance with sound business practices and the arm's length principle.

Policy on Financing to Members of the Board of Commissioners and the Directors

The policy governing the provision of financing to members of the Directors and/or the Board of Commissioners, whether as related or unrelated parties, as well as to state-owned enterprises, regionally owned enterprises, local governments, and foreign currency financing, is stipulated in the 2024 BSI Financing Policy. Financing to members of the Directors and the Board of Commissioners is extended under the same terms and conditions applicable to prospective BSI customers, based on prevailing market rates and fair value (arm's length basis), while consistently applying the prudential principle.

CHANGES IN LAWS AND REGULATIONS AND THEIR IMPACT

During 2025, several changes in laws and regulations relevant to banking operations came into effect. The impact of these regulatory developments on BSI is outlined in this section, including their implications for policies, operational processes, and the Bank's ongoing compliance with applicable requirements. Management continues to monitor regulatory developments to ensure timely adaptation and alignment of internal policies with the prevailing regulatory framework. Information on changes to legislation in 2025 and their impact on BSI is explained as follows:

No.	Laws and Regulations	Key Provisions	Adjustment Information Implemented by BSI	Impact on the Financial Statements
1.	Law No. 19 of 2003 concerning State-Owned Enterprises, as amended several times, most recently by Law No. 16 of 2025 concerning the Fourth Amendment to Law No. 19 of 2003 concerning State-Owned Enterprises	1. Adjustment to the definition of SOEs; 2. Establishment of the Daya Anagata Nusantara Investment Management Agency ("BPI Danantara"); 3. Transformation of the Ministry of SOEs into the SOE Management Agency; 4. Separation of the regulatory and operator functions of SOEs; 5. Regulation related to the Business Judgement Rule; 6. Confirmation of SOE asset management in accordance with Good Corporate Governance (GCG) principles; 7. Regulation on the Company Work Plan; 8. Additional authority of the SOE Management Agency; 9. Regulation on the prohibition of concurrent positions.	1. BSI made amendments to its Articles of Association to accommodate the provisions of the SOE Law. 2. BSI changed its status so that it is no longer consolidated into BMRI and is instead consolidated into PT Danantara Asset Management.	Change in the consolidation of BSI's financial statements from previously being consolidated into BMRI to PT Danantara Asset Management.
2.	SEOJK No. 14/ SEOJK.03/2025 concerning the Implementation of Good Corporate Governance for Commercial Banks	This SEOJK regulates several matters as follows: 1. 16 (sixteen) pillars/factors for assessing governance implementation, covering the implementation of duties, responsibilities, and authorities of the Board of Directors and Board of Commissioners, the completeness and implementation of committee duties, handling of conflicts of interest, implementation of the compliance function, internal audit function, and external audit function, implementation of risk management including the internal control system, provision of funds to related parties and large exposures, integrity of reporting and information technology systems, the Bank's strategic plan, shareholder aspects, implementation of anti-fraud strategy including anti-bribery, implementation of sustainable finance including social and environmental responsibility, and governance implementation within KUB; 2. Scope and procedures for submitting the governance implementation report; 3. Working papers or self-assessment matrix for governance implementation; 4. Provisions regarding transactions with Related Parties; 5. Provisions regarding the governance of the Board of Directors, Board of Commissioners, Sharia Supervisory Board, and Executive Officers.	1. Adjustment to the Bank Governance Report. 2. Adjustment to the Rules of Procedure of the Board of Directors, Board of Commissioners, and Sharia Supervisory Board.	--

CHANGES IN LAWS AND REGULATIONS AND THEIR IMPACT

No.	Laws and Regulations	Key Provisions	Adjustment Information Implemented by BSI	Impact on the Financial Statements
3.	POJK No. 18 of 2025 concerning Transparency and Publication of Bank Reports	1. Banks prepare, announce, and/or submit publication reports consisting of Financial Publication Reports and Financial Performance Information (monthly, quarterly, semi-annual, and annual), Risk Exposure and Capital Publication Reports (quarterly and annual), Publication Reports on Material Information or Facts (incidental), and other reports in accordance with prevailing laws and regulations. 2. Adjustments include, among others: a. Compilation of report publication provisions for banks as commercial banks, issuers and/or public companies, PUJK, and PIKK. b. Clarification of the scope of semi-annual publication reports, which are existing reports submitted only based on June and December data positions. c. Regulation on the statement of responsibility of the Board of Directors and Board of Commissioners for the Financial Publication Report and Annual Financial Performance Information (annual report), as well as adjustments to the information presented in such reports. d. Adjustment to the deadline for the announcement of Business Group Reports (one month after the reporting deadline in the jurisdiction of the parent entity abroad) as well as the announcement of Publication Reports on Material Information or Facts in accordance with capital market regulations for banks that are issuers and/or public companies. e. Regulation that Executive Officers preparing financial reports must maintain integrity aspects in addition to competency aspects, as well as the requirement for at least 1 (one) member of the financial report preparation team or the executive officer himself/herself to hold a Chartered Accountant (CA) certification at a certain level. f. Publication in PDF format and in a format that can be directly processed by the public for the Risk Exposure and Capital Publication Report in the context of adopting Basel standards.	Adjustment to the Financial Publication Report.	Adjustment to the Financial Publication Report.
4.	POJK No. 24 of 2025 concerning Account Management in Commercial Banks	1. Classification of account management, consisting of: a. Active accounts, namely accounts with deposit, withdrawal, or balance inquiry activity. b. Inactive accounts, namely accounts with no deposit, withdrawal, or balance inquiry activity for more than 360 days. c. Dormant accounts, namely accounts with no deposit, withdrawal, or balance inquiry activity for more than 180 days.	Adjustment of systems and policies and procedures related to account management.	--

CHANGES IN LAWS AND REGULATIONS AND THEIR IMPACT

No.	Laws and Regulations	Key Provisions	Adjustment Information Implemented by BSI	Impact on the Financial Statements
		2. Policies and Procedures for Current Accounts and Savings Accounts Administration: a. Obligation for Banks to have policies and procedures for the administration of Current Accounts and Savings Accounts. b. Obligation for Banks to implement risk management in the management of Current Accounts and Savings Accounts. c. Obligation for Banks to apply consumer protection principles in the management of Current Accounts and Savings Accounts. d. Obligation for Banks to protect the personal data of customers holding Current Accounts and Savings Accounts. e. Obligation for Banks to maintain the confidentiality of information regarding customers holding Current Accounts and Savings Accounts. 3. Customer obligations of Current Accounts and Savings Accounts holders. 4. Management of Current Accounts and Savings Accounts with Inactive Account Classification: Obligation for Banks to provide information to customers regarding the status of Current Accounts and Savings Accounts when such accounts are classified as inactive through channels available at the Bank. 5. Management of Current Accounts and Savings Accounts with Dormant Account Classification: a. Obligation for Banks to provide information to customers regarding the status of Current Accounts and Savings Accounts when such accounts are classified as dormant through channels available at the Bank. b. Banks may reactivate dormant accounts after the customer submits a reactivation request through channels available at the Bank. Before carrying out such reactivation, the Bank must perform customer due diligence procedures in accordance with prevailing laws and regulations. 6. Monitoring of Inactive and Dormant Accounts: a. Banks are required to conduct stricter monitoring of inactive and dormant accounts in implementing anti-money laundering, counter-terrorism financing, and counter-proliferation financing programs for weapons of mass destruction. b. Banks are required to conduct stricter monitoring of inactive and dormant accounts in implementing anti-fraud strategies.		

CHANGES IN LAWS AND REGULATIONS AND THEIR IMPACT

No.	Laws and Regulations	Key Provisions	Adjustment Information Implemented by BSI	Impact on the Financial Statements
5.	Financial Services Authority Regulation No. 20 of 2025 concerning the Obligation to Fulfil the Liquidity Coverage Ratio and Net Stable Funding Ratio for Islamic Commercial Banks and Sharia Business Units	1. Obligation to fulfil the Liquidity Coverage Ratio (LCR) and Net Stable Funding Ratio (NSFR) for Islamic Commercial Banks and Sharia Business Units (POJK LCR NSFR BUS UUS). 2. Maintenance of adequate liquidity and stable funding, consisting of: a. Banks are required to maintain adequate liquidity. b. Banks are required to maintain adequate stable funding. c. Administrative sanctions. 3. Liquidity Coverage Ratio (LCR), consisting of: a. High Quality Liquid Assets. b. Cash Outflows and Cash Inflows. c. Liquidity monitoring. d. Calculation, reporting, and publication of LCR. e. Stages of LCR compliance. 4. Net Stable Funding Ratio (NSFR): a. Available Stable Funding and Required Stable Funding. b. Monitoring, reporting, and publication of the Net Stable Funding Ratio (NSFR). c. Stages of NSFR compliance and action plan.	Fulfilment of LCR and NSFR with the following compliance percentages: a. LCR: 1) at least 80% (eighty percent) as of 30 June 2026; 2) at least 90% (ninety percent) as of 30 June 2027; and 3) at least 100% (one hundred percent) as of 30 June 2028. b. NSFR: 1) at least 80% (eighty percent) as of 31 December 2026; 2) at least 90% (ninety percent) as of 31 December 2027; and 3) at least 100% (one hundred percent) as of 31 December 2028.	--
6.	Bank Indonesia Regulation No. 10 of 2025 concerning the Regulation of the Payment System Industry (PBI PISP)	Regulations concerning: a. activities, products, pricing schemes, and technological innovation in the Payment System; b. payment system industry structure; c. payment system infrastructure and payment system data infrastructure; d. governance and risk management; e. market practice; f. conduct of Payment System industry players and consumer protection by Bank Indonesia; g. Payment System data and/or information; h. supervision; i. termination; and j. coordination and cooperation in the Payment System.	1. Preparation of a self-assessment on TIKMI (transactions, interconnection, competence, risk management, and information technology infrastructure). 2. Preparation of the Payment System Business Plan and Strategic Business Plan to accommodate BSI's business activity plans and development plans in the payment system sector.	--

CHANGES IN ACCOUNTING POLICIES

RATIONALE FOR CHANGES IN ACCOUNTING POLICIES

Changes in accounting policies were implemented to ensure compliance with applicable and relevant Financial Accounting Standards (PSAK) in accordance with BSI's operational activities. These adjustments aim to enhance the quality of financial statement presentation and to maintain the consistency and reliability of financial information provided to stakeholders.

INFORMATION ON CHANGES IN ACCOUNTING POLICIES

New financial accounting standards, amendments, and interpretations that became effective as of January 1, 2025, are presented in this section. The implementation of these standards has been carried out in accordance with the applicable provisions, with due consideration given to their impact on BSI's financial statements. The following are new financial accounting standards, changes and interpretations of financial accounting standards that are effective from January 1, 2025:

No.	Changes to Financial Accounting Standards	Impact of Changes in Accounting Standards on Financial Statements
1.	Amendment to PSAK 221: "The Effects of Changes in Foreign Exchange Rates" regarding lack of interchangeability.	The implementation of these standards does not result in substantial changes to the Bank's accounting policies and does not have a material impact on the Bank's financial statements in the current or previous years.

BANK SOUNDNESS LEVEL

The Bank's soundness level is assessed in accordance with Financial Services Authority (OJK) Regulation No. 08/POJK.03/2014 dated June 11, 2014, concerning the Soundness Assessment of Islamic Commercial Banks and Islamic Business Units, using a risk-based approach (Risk-Based Bank Rating/RBBR). This assessment encompasses four key factors: Risk Profile, Good Corporate Governance (GCG), Earnings, and Capital.

Based on the RBBR assessment, BSI's soundness level is rated at Composite Rating 2 (CR-2). This rating indicates that the Bank is generally in a sound condition and is considered capable of withstanding significant adverse impacts arising from changes in business conditions and other external factors, while maintaining prudent risk management practices and effective corporate governance.

Assessment Factors	December 31, 2024	September 30, 2025
Risk Profile	2	2
Good Corporate Governance (GCG)	2	2
Earnings	1	1
Capitalization	1	1
Risk-Based Bank Soundness Rating	**2**	**2**

GOING CONCERN INFORMATION

FACTORS POTENTIALLY HAVING A SIGNIFICANT IMPACT ON GOING CONCERN

Management has conducted an evaluation of BSI's ability to maintain its going concern in the foreseeable future. Based on the results of this evaluation, Management concludes that there are no significant factors that could materially affect BSI's going concern. The assessment encompasses a comprehensive review of operational, financial, and market-related aspects, indicating that the Bank maintains strong fundamentals and adaptive strategies to respond to changes in economic conditions and the banking industry.

MANAGEMENT'S ASSESSMENT OF FACTORS POTENTIALLY AFFECTING GOING CONCERN

Management continuously performs evaluations and assessments of factors that may have a significant impact on the Bank's going concern. This assessment is conducted through a SWOT analysis, which identifies internal factors in the form of Strengths and Weaknesses, as well as external factors comprising Opportunities and Threats. The results of this analysis serve as a fundamental basis for assessing the sustainability of the Bank's business.

In addition, BSI conducts a bank soundness assessment using a risk-based approach to evaluate the Bank's capacity to withstand significant adverse impacts arising from changes in economic conditions and developments within the banking industry.

Based on the results of the SWOT analysis and the bank soundness assessment, Management concludes that there are no conditions that could materially affect BSI's going concern. Supported by solid internal strengths, favorable external opportunities, and effective risk and threat management, BSI remains well positioned to sustain its business operations and pursue sustainable growth.

ASSUMPTIONS USED BY MANAGEMENT IN THE ASSESSMENT

In performing the going concern assessment, Management applies several key assumptions and considerations. In addition to the assumptions underlying the SWOT analysis, Management also relies on the assumptions used in the bank soundness assessment. This assessment is based on four principal factors: risk profile, implementation of Good Corporate Governance (GCG), earnings, and capital, which collectively reflect the Bank's ability to maintain business continuity.

DISCLOSURE OF THE TAX GOVERNANCE, MANAGEMENT, AND CONTROL FRAMEWORK

As a corporate taxpayer operating in the banking industry, BSI consistently manages and controls its tax matters in compliance with prevailing tax laws and regulations. The Bank's tax management covers the fulfillment of corporate income tax obligations as well as tax obligations arising from its role as a withholding or collecting agent.

Tax management at BSI is carried out by the Corporate Finance & Accounting Group under the authority and oversight of the Finance & Strategy Director. In implementing its tax obligations, BSI is supported by an adequate tax governance framework, including policies and procedures that govern the entire tax management cycle, from identifying taxable transactions to tax payment and reporting administration, as well as tax risk management.

This tax governance framework is implemented through structured and comprehensive processes, including the following:

Tax Standard Operating Procedures (SOPs)

BSI has established Tax Standard Operating Procedures that are periodically reviewed to ensure alignment with developments in applicable tax regulations. These SOPs serve as guidance for all business units in fulfilling the Bank's tax obligations. In addition, BSI regularly conducts tax socialization programs and training sessions to enhance employee awareness and compliance with tax regulations.

Centralized Tax Administration

BSI implements centralized administration for tax payments and reporting for all branches across Indonesia at the Head Office level. This process is supported by cooperation with tax application service providers recognized by the tax authority. Centralization aims to improve efficiency, consistency, and accuracy in tax reporting, while also mitigating the risk of administrative penalties resulting from late tax payments and/or filings. As BSI operates exclusively within Indonesia, all tax reporting is conducted solely for the Indonesian jurisdiction.

Contribution to the Country

Jenis Pajak	2024	2025
Income Tax Article 4 paragraph 2	1,102,518	1,303,804
Income Tax Article 21	739,230	546,107
Income Tax Article 22	34,990	33,226
Income Tax Article 23	56,796	60,452
Income Tax Article 25	1,990,404	2,116,316
Income Tax Article 26	27,672	20,160
Income Tax Article 29	445,253	575
VAT WAPU	575,077	504,971
Domestic VAT	475,928	32,783
Foreign VAT	17,398	13,287
Stamp Duty	3,687	6,955
Total	**5,468,953**	**4,638,636**

LEGAL LENDING LIMIT (LLL)

The provision of funds to related parties is governed by Financial Services Authority (OJK) Regulation No. 26/POJK.03/2021 on the Legal Lending Limit (LLL) and Large Exposures for Islamic Commercial Banks. Under this regulation, a large exposure is defined as the provision of funds to an individual or a group of non-related parties amounting to 10% or more of the Bank's core capital.

In aggregate, large exposures to related parties are limited to a maximum of 10% of the Bank's core capital. Meanwhile, exposures to non-related parties are capped at a maximum of 25% of the Bank's core capital (Tier 1). The LLL regulation for Islamic Commercial Banks has been effective since January 1, 2022.

BSI has established the 2025 BSI Financing Policy, which governs the provision of financing to related and non-related parties, including State-Owned Enterprises (SOEs), Regional-Owned Enterprises (ROEs), regional governments, as well as foreign currency financing. This policy is implemented consistently in compliance with applicable banking regulations.

Financing to related parties is conducted through procedures equivalent to those applied to other customers, with due regard to arm's length principles and prudential standards. As part of risk management, large exposures to a single borrower or a group of borrowers reaching 10% or more of the Bank's core capital are subject to heightened scrutiny. Approval of such financing is closely overseen by the Financing Committee, comprising authorized and competent members, including the President Director. In the event that the President Director is unavailable, the Vice President Director may assume this role in accordance with prevailing provisions.

Throughout 2025, BSI recorded no violations of the Legal Lending Limit requirements, nor any breaches of the maximum exposure thresholds.

Provision of Funds to Related Parties and Major Debtors

No.	Fund Providers	2025	
		Number of Borrowers	Nominal (Rp million)
1.	To Related Parties	319	1,918,453
2.	To 25 Core Debtors:		
	Individual	3	11,540,956
	Group	17	49,282,895
Total Core Debtors		**20**	**60,823,851**

SPOT AND FORWARD TRANSACTIONS

Information on BSI's spot and forward transactions is presented to provide an overview of the Bank's foreign exchange activities undertaken to manage exchange rate risk and to support operational and business requirements. These transactions include both hedging and non-hedging activities, as well as the resulting receivables and liabilities, as detailed in the following table:

No.	Transaction	2024					2025				
		Nominal	Purpose		Receivables and Liabilities		Nominal	Purpose		Receivables and Liabilities	
			Non-Hedging	Hedging	Receivables	Liabilities		Non-Hedging	Hedging	Receivables	Liabilities
A	Related to exchange rates	954,260	96,570	857,690	-	-	3,969,075	33,350	3,935,725	216	
1.	*Spot*	96,570	96,570	-	-	-	33,350	33,350	-	216	-
2.	*Forward*	857,690	-	857,690	-	-	3,935,725	-	3,935,725	-	-
3.	Others	-	-	-	-	-	-	-	-	-	-
B	Others	-	-	-	-	-	-	-	-	-	-
Total		**954,260**	**96.570**	**857.690**	**-**	**-**	**3,969,075**	**33,350**	**3,935,725**	**216**	**-**

HUMAN CAPITAL



PEOPLE AT THE CORE OF SUSTAINABLE TRANSFORMATION

"Human Capital is the core foundation of the Bank's transformation and sustainable performance. Through integrated management across the employee life cycle, strengthened capabilities, leadership, culture, and reward systems, the Bank is committed to fostering a productive, adaptive, and value-driven work environment that supports long-term value creation.

HUMAN CAPITAL STRATEGY AND POLICY

As a foundation for long-term sustainability, BSI's Human Capital strategy is designed to ensure organisational and talent readiness in supporting the Bank's transformation.

BSI's transformation into a globally competitive Sharia banking institution is driven not only by business growth and technological advancement, but also by its people as the key agents of change. Accordingly, Human Capital is positioned as a strategic element in sustaining performance and strengthening organisational resilience amid an evolving industry landscape.

In support of its aspiration to become a Top 5 Global Sharia Bank, in 2025 the Bank introduced the Human Capital House of Strategy as an integrated human capital management framework. This framework aligns policy direction, organisational development, and talent management to ensure that all Human Capital initiatives remain consistent with the Bank's corporate vision, business strategy, and employee life cycle.

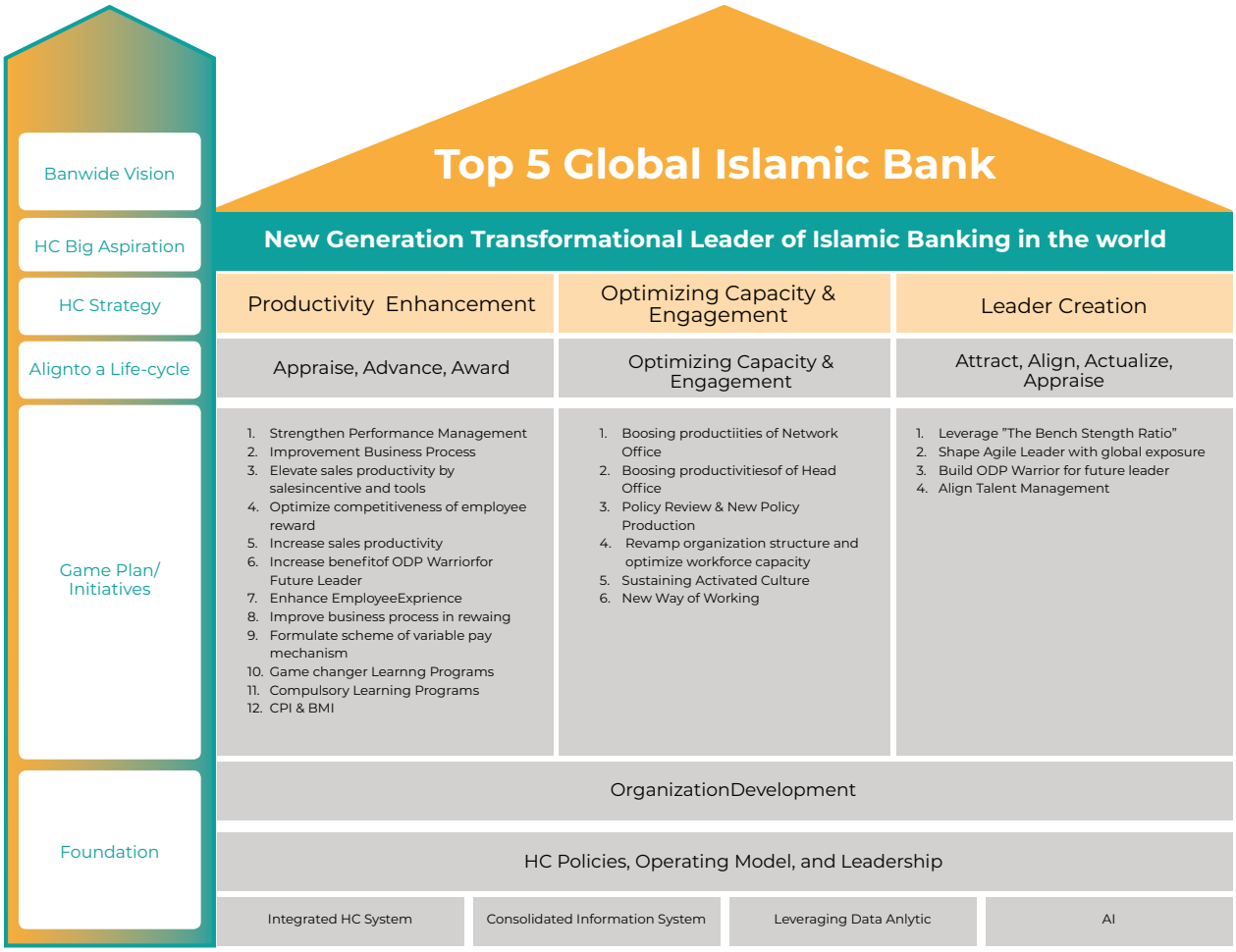

HUMAN CAPITAL STRATEGY AND POLICY

The Human Capital House of Strategy is built on three interconnected strategic pillars: Productivity Enhancement, Optimizing Capacity & Engagement, and Leader Creation. These pillars represent a continuous transformation process aimed at strengthening productivity, building an adaptive organisation, and ensuring leadership sustainability as the Bank navigates future business complexity.

All pillars are supported by the organisation development function, which ensures alignment across organisational structure, processes, and culture with the Bank's strategic direction. This framework is underpinned by well-targeted Human Capital policies, an effective operating model, and leadership grounded in Sharia values and Good Corporate Governance principles. Its implementation is enabled by integrated systems, the use of data analytics, and the application of artificial intelligence (AI) to enhance the effectiveness of human capital management.

Pilar 1: Productivity Enhancement – Strengthening the Performance Foundation

Through the Productivity Enhancement pillar, the Bank strengthened its performance management system by reinforcing a clear link between targets, contributions, and rewards. As recognition for performance and employee well-being, the Bank implemented annual increments and bonus policies, provided umrah appreciation for top-performing employees, and delivered integrated well-being programs.

The well-being initiatives covered physical, mental, social, and financial aspects. Physical health was supported through Health Talks, Virtual Sport Competitions, and Activity Challenges. Mental well-being was addressed through psychological consultation services and Islamic healing initiatives. Financial literacy was enhanced through Financial Talks, while employee clubs were facilitated to support engagement, interests, and a sense of belonging.

To foster a productive and inclusive workplace, the Bank conducted an Employee Engagement Survey (EES) in 2025. The survey measured employee engagement and satisfaction and served as a basis for strengthening work culture, enhancing employee well-being, and supporting sustainable performance management.

Pillar 2: Optimizing Capacity & Engagement – Building an Adaptive and Relevant Organisation

Sustainable productivity requires the right organisational capacity and structure. Through the Optimizing Capacity & Engagement pillar, the Bank continuously refined its organisational setup to remain aligned with evolving business needs.

These efforts were guided by the Corporate Plan of PT Bank Syariah Indonesia Tbk 2022–2032, which targets BSI's positioning as a Top 5 Global Sharia Bank. Organisational reviews focused on aligning structure and business processes to support key performance metrics, including customer growth, profitability, and asset expansion.

Key initiatives included structure simplification and strengthening business processes, enhancing information technology functions, expanding digital business and operations, leveraging automation and data-driven technologies, strengthening workforce capabilities, and advancing Sharia product innovation and business diversification, including bullion business management.

HUMAN CAPITAL STRATEGY AND POLICY

Pillar 3: Leader Creation – Developing Future-Ready Leadership

The sustainability of the Bank's transformation is closely linked to the availability of capable and principled leaders. Through the Leader Creation pillar, the Bank consistently developed leadership capabilities across early career, managerial, and strategic levels in 2025 through a structured leadership pipeline.

This approach focused on building leadership from within, managing talent based on potential and performance, and ensuring succession readiness for key positions. Leadership development was implemented through initiatives such as the Staff Development Program (SDP), Officer Development Program (ODP), cross-institutional talent assignments to broaden experience, and Master's scholarship programs for selected talents at the world's top 50 universities.

A Continuous Process

The Human Capital House of Strategy represents a continuous process to build a resilient and competitive organisation. Supported by organisation development, Sharia-based policies, GCG principles, and the use of data analytics and AI, the Bank remains committed to strengthening human capital quality as a core foundation for long-term value creation for stakeholders.

HUMAN CAPITAL MANAGEMENT IMPLEMENTATION

As part of its efforts to build a sustainable organisation, the Bank manages its human capital through an integrated and continuous human capital management approach. This approach is based on the employee life cycle, covering the entire employee journey from recruitment and competency development to performance and career management, and through to retirement.

By adopting this approach, each phase of human capital management is designed in an integrated manner to support organisational needs, enhance employee contribution, and sustain the Bank's performance, in alignment with Sharia principles and sound corporate governance.

RECRUITING THE BEST TALENTS

To realize PT Bank Syariah Indonesia Tbk's aspiration of becoming "The Employer of Choice and a Source of Pride for Indonesia's Best Talents," the Company manages Employee Branding to communicate BSI's work culture in order to attract the interest of the best candidates and talents, through the BSI Scholarship program, Global Talent Management, Campus Roadshows, the recruitment process for Officer Development Program (ODP) talents through the BSI ROCK (BSI Recruitment on Campus for Knowledge) program, and other programs implemented by BSI.

The recruitment of the best talents is conducted through both internal and external sources, encompassing needs identification, qualification definition, candidate sourcing, selection, and placement. Priority is given to internal talent development through rotation, mutation,

promotion, and the Internal Job Posting (IJP) mechanism.

Internal Job Posting (IJP) is a strategic policy that supports internal mobility and career development through an open, transparent, and competitive system. It provides employees with opportunities to apply for available positions based on their competencies. Beyond fulfilling role requirements, IJP serves as a talent development strategy to enhance capabilities, broaden cross-functional experience, strengthen talent sustainability, and support employee retention.

External recruitment of the best talents is conducted through the following pathways:

1. Regular Recruitment
   A recruitment pathway for fresh graduates to fill Staff-level positions at the Head Office, Regional Offices, and units under Regional Office coordination.

2. Professional Hire
   A recruitment pathway for experienced professionals with relevant expertise and qualifications to fill Officer, Manager, Middle Manager, and Senior Manager positions.

3. Officer Development Program (ODP)
   A recruitment pathway for fresh graduates who are developed to assume Officer-level roles and prepared as future leaders of the Bank.

In 2025, ODP talent recruitment was carried out through the BSI ROCK (BSI Recruitment on Campus for Knowledge) program, which integrates one-stop recruitment, employer branding, knowledge sharing, and business engagement. A key component of the program included knowledge-sharing sessions on career opportunities at BSI, industry-required skills, and strategic insights, featuring speakers from BSI's Board of Directors. The ODP selection process in Q3 2025 was conducted through on-site recruitment activities across eight major cities: Banda Aceh, Medan, Palembang, Makassar, Surabaya, Jakarta, Bandung, and Yogyakarta.

In 2025, BSI conducted external recruitment to meet talent requirements aligned with the Bank's strategic direction and business priorities. The recruitment focused on strengthening organisational capabilities, fulfilling strategic talent needs, and preparing future leaders to support the sustainability of the Bank's transformation.

Details of BSI's external recruitment activities throughout 2025 are presented as follows:

Programs	Recruitment Channels	Total Employee
Non Development Program	Reguler	153
	Professional Hire (Pro-Hire)	
Development Program	Officer Development Program (ODP) General, Wholesale, IT.	62

HUMAN CAPITAL MANAGEMENT IMPLEMENTATION

DEVELOPING COMPETENCE AND LEADERSHIPS

POLICY

Competency development is a key pillar of the Bank's Human Capital management to ensure employee readiness in navigating industry dynamics and supporting the achievement of business strategy. The Bank's competency development policy and implementation are designed in a structured and sustainable manner to build relevant and adaptive capabilities, aligned with Sharia values and the Bank's transformation agenda.

COMPETENCY MODEL ARCHITECTURE

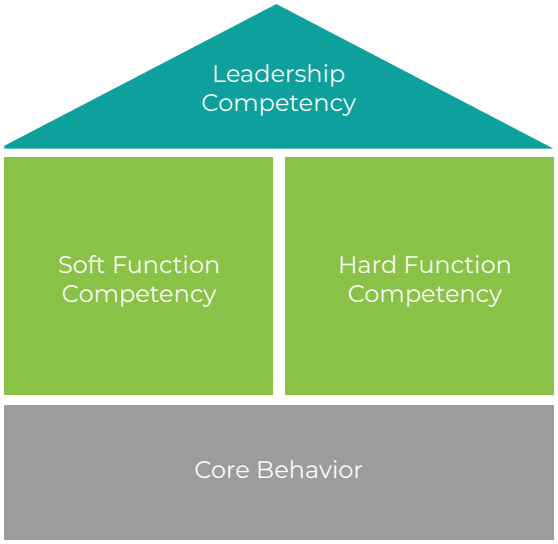

The Competency Model Architecture represents the structure and framework that outlines the composition and interlinkages of competencies required for employees. This architecture is designed comprehensively to form a cohesive and mutually reinforcing system that supports performance and continuous employee development.

Core Behaviour serves as the primary foundation, reflecting the core behaviours expected of all employees. This foundation emphasises the internalisation of the BSI People Code, which consists of Beyond the Limit, Dynamic Action, Growth Mindset, and Purposeful Work, as the behavioural values guiding day-to-day conduct.

Built upon this foundation are the functional competency pillars that support the overall competency structure. These pillars comprise Soft Functional Competency and Hard Functional Competency, which together form employees' functional capabilities in line with role requirements, responsibilities, and organisational needs.

Leadership Competency functions as the overarching element that integrates and directs all underlying foundations and pillars. It ensures that Core Behaviour, Soft Functional Competency, and Hard Functional Competency are consistently applied and aligned with the Bank's strategy, Sharia values, and long-term objectives.

IMPLEMENTATION OF COMPETENCY DEVELOPMENT

To ensure employee capability development remains aligned with the Bank's strategic direction, BSI has established a Capability Framework as the foundation of its human capital competency

HUMAN CAPITAL MANAGEMENT IMPLEMENTATION

development. The framework is designed to accelerate employee capabilities through structured, continuous, and tiered learning programmes aligned with job levels and organisational needs, while fostering a culture of continuous learning.

As part of its commitment to strengthening employee capabilities, the Bank continuously delivers a range of competency development programs designed to meet the requirements of each role. Throughout 2025, more than 190,000 participants took part in competency development programmes, with the following breakdown of training activities:

Competence Development 2025

No	Subject	Total Participants	Objectives
1	Accounting & Tax	547	The ability to understand, execute, and analyse financial transactions, develop accounting and taxation policies, and prepare financial statements in accordance with applicable accounting standards and regulatory requirements.
2	Anti Fraud Management	19	The ability to identify, detect, investigate, and evaluate anti-fraud frameworks, including the effectiveness of measures to prevent and address fraud.
3	Applying expertise and technology	13.830	The ability to apply appropriate technical expertise and technology in various situations to achieve desired outcomes, including the ability to continuously update knowledge in line with evolving technologies.
4	APUPPT & PPPSPM	16.401	The ability to identify and analyse financial transactions related to money laundering, terrorism financing, and the financing of the proliferation of weapons of mass destruction, in accordance with applicable laws and regulations.
5	Artificial Intelligence Literacy	15.036	The ability to understand and process data and to leverage technologies and applications with artificial intelligence capabilities as work tools to communicate and collaborate effectively.
6	Asset & Liability Management	162	The ability to manage the Bank's balance sheet by optimising the balance between assets and liabilities, taking into account risk factors and regulatory requirements, to support financial stability and bank profitability.
7	Banking Operations	483	The ability to manage operational activities related to cash and non-cash financial transactions, validate requirements and fund transfers in accordance with applicable regulations, perform transaction settlement, verify exchange rates, and conduct reconciliations, including reporting of unsettled or unusual transactions.
8	Beyond The Limit	114	A character that demonstrates the drive to go beyond intended goals, the courage to face challenges in a measured manner, and the determination to achieve outcomes that may initially appear unattainable.
9	BSI People Code	15.155	Employee DNA that supports the Company's sustainable vision.
10	Building Trust and Credibility	30	The ability to build trust with sincerity, encompassing character and ethical standards in line with prevailing norms, to establish credibility as a leader.
11	Business Continuity	11.490	The ability to plan, implement, and maintain comprehensive programme strategies, including organisational assessment, preparedness, and adaptation to disruptions, through the integration of new technologies and risk management to ensure effective and sustainable business continuity.

HUMAN CAPITAL MANAGEMENT IMPLEMENTATION

No	Subject	Total Participants	Objectives
12	Business Environment Analysis	60	The ability to identify, analyse, and evaluate external and internal business development factors that influence the corporate strategy, including macroeconomic conditions, business trends, and national and global business opportunities.
13	Foreign Languange for Business Communication	2	The ability to use foreign languages effectively in a professional context, demonstrating clarity, empathy, cultural awareness, and the ability to build relationships through both verbal and written communication.
14	Business Process Improvement	15	The ability to design improvements and develop structured, interrelated workflows and activities, including mapping core and supporting processes related to the Bank's business, to enhance effectiveness, efficiency, and optimal outcomes in support of the Bank's strategy.
15	Collateral Valuation	444	The ability to conduct collateral valuation and/or review KJPP Appraisal Reports (LPA) in line with the Bank's internal and external regulations.
16	Community Relations	60	The ability to build and manage constructive relationships with various communities, including professional organisations, associations, social, and community groups related to the Bank, to enhance reputation in line with the Bank's vision and mission.
17	Complain Handling Management	15	The ability to handle customer complaints, inquiries, and issues arising in relation to customer services.
18	Customer Service Management	455	The ability and skills to plan, manage, and continuously enhance service quality beyond customer expectations (ultimate service), in accordance with banking regulations and policies, to achieve strong customer engagement.
19	Data Driven Analyzing	14.426	The ability to understand complex issues through a systematic and logical, data-driven approach to support sound decision-making.
20	Data Protection	15.316	The ability to understand, implement, and manage principles and all regulations related to Personal Data Protection (PDP) within the Bank's context.
21	Developing Winning Team	134	A leader's ability to build, lead, and continuously develop high-performing teams, including motivating team members, optimising their potential, selecting the best talents, and retaining teams to achieve organisational objectives.
22	Digital Marketing	32	The ability to understand and articulate the fundamental principles of digital media usage and targeted visualisation in communicating and promoting the Bank's products and services, thereby building and sustaining relationships with various stakeholders.
23	Digital Transformation	30	Active and responsive in leveraging opportunities to drive innovation in digital transformation, with the ability to adapt to the demands of change throughout the digital transformation process.
24	Digital-Based Product & Services Knowledge	292	The ability to understand and identify a wide range of digital products and services, including an understanding of their features, functions, and underlying technologies, to identify emerging technology trends and evaluate and provide strategic insights on potential digital innovations.
25	Drive Execution	30	The ability to effectively implement work plans and drive disciplined, measurable execution to achieve intended outcomes.

HUMAN CAPITAL MANAGEMENT IMPLEMENTATION

No	Subject	Total Participants	Objectives
26	Dynamic Action	114	A character that demonstrates the ability to think and act flexibly (agile) and responsively in addressing change and challenges, by adjusting thinking and actions based on evolving situations, enabling individuals or teams to adapt quickly and effectively toward defined objectives.
27	Interpersonal Communication	173	The ability to build effective relationships through clear, empathetic, and responsive communication, including strong listening skills, understanding others' perspectives, and delivering messages in an appropriate and constructive manner.
28	Environmental, Social, & Governance	16.193	The ability to understand, implement, and manage Environmental, Social, and Governance (ESG) aspects in banking activities to support business sustainability and regulatory compliance.
29	Islamic Ethical & Accountability	30	The ability to consistently uphold professional trust with honesty, fairness, and accountability in accordance with Sharia principles, Islamic ethics, the code of conduct, and banking regulations, with a focus on delivering benefits to individuals, the organisation, and the ummah, while ensuring effective risk mitigation.
30	Financial Management	60	The ability to prepare budgets, control and analyse financial performance, identify costs, and provide financial management recommendations as a basis for management decision-making.
31	Financing Analysis	516	The ability to conduct comprehensive analysis of financing needs, risks, feasibility, and financing strategies in accordance with banking policies and regulations, including in-depth understanding of financial and business aspects as well as external factors influencing financing decisions, to deliver high-quality and sustainable financing.
32	Fiqh Muamalah Maaliyah	14.239	The ability to understand, implement, and integrate Islamic legal principles related to banking transactions, including Sharia contracts and their modifications, halal and haram rules, and muamalah mechanisms, in accordance with applicable regulations and fatwas.
33	Giving Effective Feedback	114	The ability to provide constructive feedback to support teams in achieving their objectives and to promote organisational sustainability.
34	Global Business Acumen	30	The ability to understand, analyse, and respond to global business dynamics to make strategic decisions and drive the organisation's competitive advantage.
35	Growth Mindset	114	A character that believes abilities and intelligence can be developed through effort, learning, and experience, recognising that capabilities are not fixed but can be enhanced through hard work, dedication, and perseverance.
36	Hedging Management	48	Knowledge, skills, and expertise related to Sharia hedging portfolio management in derivatives, taking into account Sharia banking risk aspects, particularly liquidity risk, credit risk, operational risk, and market risk.
37	Industry Expertise	113	The ability to identify and analyse strategic industry sectors, including key players, business models, industry trends, and market data, to formulate industry insight-based strategies while considering risk factors, macroeconomic changes, and business sustainability.

HUMAN CAPITAL MANAGEMENT IMPLEMENTATION

No	Subject	Total Participants	Objectives
38	Influincing & Networking	89	The ability to build, maintain, and leverage effective professional relationships, both internally and externally, to achieve strategic objectives, support collaboration, and create impact at local, national, and global levels.
39	Internal Audit	3	The ability to conduct risk-based audit, assessment, and/or investigative activities and to provide objective, independent, systematic, and structured recommendations to safeguard the efficiency and effectiveness of the Bank's performance, in line with Bank policies, standard operating, laws, internal audit professional standards, and prevailing regulations.
40	International banking transaction	47	The ability to understand and manage cross-border (international) banking transactions, including compliance with global regulations, risk management, and the legal aspects of global transactions.
41	Investment Strategy and Portfolio Management	60	The ability to manage and develop portfolios of investment products, capital market instruments, taxation regulations and planning, as well as retirement and inheritance planning, both conventional and Sharia-based, to deliver sound investment outcomes by taking into account specific investment profiles, returns, and risks, and to build optimal portfolios supported by orderly investment administration processes and optimum customer service.
42	IT Security	15.480	The ability to implement, manage, and design information technology security measures aimed at protecting systems, data, and digital assets from internal and external threats.
43	Leading Change	30	The ability to adapt to change and to effectively manage and lead organisational change.
44	Leading Teams	30	The ability to lead teams composed of individuals with diverse backgrounds, skills, and perspectives to work collaboratively in achieving the Bank's objectives.
45	Legal Banking	434	The ability to understand and apply applicable legal principles, provisions, and regulations related to Sharia banking operations, including prudential principles, legality, customer authority to act, contractual arrangements, and collateral.
46	Legal litigation	20	The ability to represent the Bank in judicial proceedings and other dispute resolution forums.
47	Liquidity Management	45	The ability to manage the Bank's liquidity and prepare cash flow statements in line with applicable requirements and regulations.
48	Market Research	28	The ability to gather, explore, analyse, and interpret market data and information to understand trends, customer needs, competitor behaviour, and business opportunities, as well as to design appropriate research methodologies.
49	Operation Control	30	The ability to develop, implement, and monitor operational activities to ensure compliance with applicable standard operating procedures.
50	Personal Productivity	116	The ability to manage time and energy effectively, set priorities, and maintain focus to meet the demands of both work and personal life.
52	Procurement Operation	15	The ability to manage and develop procurement processes for goods and services using available resources in accordance with defined scope and timelines.

HUMAN CAPITAL MANAGEMENT IMPLEMENTATION

No	Subject	Total Participants	Objectives
53	Product Knowledge	1.194	The ability in in-depth understanding of the Bank's features, Sharia contracts (akad), benefits, usage, competitive advantages, market segmentation, pricing structures and promotional policies, customer testimonials and reviews, after-sales services, as well as regulations and policies related to the Bank's products, and services.
54	Project Management	103	The ability to plan, coordinate, monitor, communicate, control, evaluate outcomes, and mitigate risks in the integrated execution of projects to achieve the Bank's objectives.
55	Public Communication & Presenting	48	The ability to deliver messages effectively to audiences through various verbal and non-verbal communication techniques, including public speaking skills, presentation material development, audience engagement management, and the ability to influence and inspire.
57	Regulatory Compliance	14.193	The ability to align the Bank's strategies and policies with relevant regulations, including the application of Sharia principles, to ensure the Bank's sustainability and compliance.
58	Relationship and Account Management	128	The ability to build, maintain, and develop strategic customer relationships, as well as to manage customer account portfolios effectively to support business growth.
59	Risk Management	20.925	The ability to implement and develop risk management processes aligned with the Bank's strategy and objectives, encompassing risk identification, measurement, monitoring, and control, as well as continuous risk communication and the establishment of mitigation policies to support the Bank's sustainability.
60	Sales Performance Management	163	The ability to develop plans and utilise established sales plans, and to adjust strategies in response to dynamic market conditions, including the management of sales forces and growth points, as well as the evaluation of sales performance.
61	Selling Skill	907	The ability to identify, explain, persuade, address objections, and effectively sell products or services by understanding customer needs, offering appropriate solutions, and building strong relationships to achieve sales agreements.
62	Stakeholder Management	30	The ability to manage expectations and foster constructive relationships with stakeholders, as well as to communicate Bank-related information to stakeholders effectively.
63	Strategic Formulation	30	The ability to formulate appropriate steps or work plans to support the achievement of the Bank's objectives.
64	Strategic Thinking	208	The ability to understand and analyse complex and dynamic situations, solve problems, and identify opportunities to support long-term planning with a meaningful impact on the Bank.
65	Talent Management	30	The ability to manage talent in an end-to-end manner, encompassing talent identification, development, retention, and succession preparation, by integrating all human capital life cycle processes (recruitment, onboarding, assessment, training, rewards, career development, and offboarding) to ensure the organisation consistently has the right people in the right roles at the right time.
66	The Transition to Leadership	30	The capability to navigate the significant transition experienced when moving from an individual contributor role to a managerial role, including changes in responsibility, identity, and mindset, as well as the ability to manage resources effectively, execute work in a timely and appropriate manner, and deliver impact in line with assigned duties and responsibilities.

HUMAN CAPITAL MANAGEMENT IMPLEMENTATION

No	Subject	Total Participants	Objectives
67	Treasury Dealing	52	The ability to analyse market price movements, manage positions, and execute transactions in Sharia financial instruments, including foreign exchange, money markets, and Sharia securities.
68	Treasury Portfolio Management	29	Knowledge, skills, and expertise related to investment portfolio management across money market and capital market instruments, taking into account Sharia banking risk aspects, particularly liquidity risk, credit risk, operational risk, and market risk.
69	Dynamic Technical Capabilities	9.378	Adaptive technical capabilities that continue to develop in line with changes in the Bank's business and technology.

EVALUATION OF COMPETENCY DEVELOPMENT IMPLEMENTATION

To measure the effectiveness of competency development in a structured manner, the Bank applies the Competency Performance Index (CPI) as an assessment indicator. The CPI covers improvements in knowledge, skills enhancement, and changes in work behaviour. Each Work Unit and employee is assigned an average CPI target of 3.00 on a 4.00 scale. Based on data as of 31 December 2025, the average Employee CPI achievement was recorded at 3.63, reflecting the effectiveness of employee competency development implementation.

COMPETENCE DEVELOPMENT COSTS

Total expenditures for the competence development reached Rp141,774 billion in 2025 allocated for 187 training programs.

2025 HR Development Cost

2025 RKAP	2025 Realization	Achievement
Rp140,222,762,400	Rp141,773,826,444	101%

2026 HR Development Projection

2026 HR Development Cost Projection	Number of Training Programs	Number of Participants
Rp147,779,000	195	209,000

DRIVING PROGRESSIVE CAREER DEVELOPMENT

As part of its commitment to sustainable talent development, the Bank manages employee career progression through a structured and development-oriented approach. Improvements in competency and performance achievements form the basis for broader career opportunities. Accordingly, the Bank implements a systematic promotion mechanism through two main pathways.

1. **Position Promotion**
   Position promotion refers to the placement of employees from lower job levels to positions with greater responsibilities. In 2025, the promotion process was supported by the use of data analytics to identify alignment between employee profiles and target position qualifications. For Senior Manager roles, the Bank applied a Bench Strength Ratio of 1:3 as part of its Succession Management process, providing wider opportunities for career growth and the assumption of more strategic roles that contribute to the Bank's performance.

2. Grade Promotion
In addition to position promotion, the Bank also provides career advancement through grade promotion, which involves upgrading an employee's grade level. In 2025, the Bank updated its grade promotion policy by introducing parameter categories: Fast Track, Medium, and Normal. This approach accelerated promotion for high-performing and high-potential employees, while ensuring alignment with employee readiness, capability requirements, and the Bank's business needs and targets.

OPTIMISING PERFORMANCE TO ENHANCE COMPETITIVENESS

To ensure performance remains aligned with strategy and supports competitive advantage, the Bank implements a performance assessment system designed in accordance with the principles of transparency and accountability. The system serves not only as a performance evaluation tool, but also as a foundation for fostering a healthy work culture with the following objectives:

1. To drive the achievement of organisational goals through optimal employee performance.
2. To cultivate a positive work culture that emphasises productivity and professionalism.
3. To strengthen employee engagement and active participation in the organisation's direction and development.

Performance management is carried out on a continuous basis by ensuring alignment from corporate goals down to unit-level targets and individual objectives. Through this approach, corporate strategy is consistently translated to the individual level, while maintaining a clear linkage between employee performance and the Bank's overall performance.

The annual performance management cycle consists of three main stages:

1. Performance Planning, establishment of Key Performance Indicators (KPIs).
2. Performance Monitoring, reviewing performance targets and determining improvement actions to achieve the defined objectives.
3. Performance Evaluation, assessing achievement of targets and objectives to determine employee performance results at the end of the period.

In 2025, BSI strengthened its performance management practices to align with the Bank's strategy and business plan and to enhance employee productivity through the following initiatives:

1. Updating KPIs for Branch Network employees to align with business strategies and priorities at the Regional, Area, and Branch levels.
2. Strengthening KPI cascading guidelines for Head Office employees to ensure clear alignment between Individual, Unit, and Bank KPIs.
3. Enhancing the implementation of Development Dialogue between employees and managers to foster constructive two-way communication, support performance improvement, and develop Individual Development Plans.
4. Updating Performance Evaluation policies to strengthen assessment accountability and alignment across individual, unit, and Bank performance.

All performance management processes are conducted online through Employee Information System (SIP), enabling employees to access performance information easily and transparently.

MANAGING COMPETITIVE AND SUSTAINABLE REMUNERATION

In ensuring compliance and fairness for all employees, the Bank designs its remuneration policy by referring to applicable regulations, including the fulfilment of minimum wage standards across all operational regions. This approach serves as the foundation for establishing a sustainable remuneration system aligned with the Bank's competitiveness strategy.

As part of responsible remuneration governance, remuneration implementation is guided by the principles of competitiveness and fairness, incorporating performance and risk considerations, and aligned with best practices

HUMAN CAPITAL MANAGEMENT IMPLEMENTATION

in the banking industry. To remain responsive to labour market developments, the Bank regularly participates in Annual Salary Surveys conducted by independent institutions as a benchmark for setting and reviewing remuneration policies.

Through a well-directed remuneration policy, the Bank seeks to maintain its competitive position in the labour market, strengthen talent retention and engagement, and motivate employees to deliver optimal performance. In line with this commitment, in 2025 the Bank enhanced its remuneration system, covering both financial and non-financial components, including adjustments to salary structures and levels based on market conditions and the Bank's financial capacity.

FACILITATING A COMFORTABLE AND WELL-PLANNED RETIREMENT TRANSITION

In supporting employee well-being through the final stage of service, the Bank places strong emphasis on ensuring that the transition into retirement is comfortable and well planned. This approach reflects the Bank's commitment to preparing employees to enter the next phase of life with confidence and security.

As part of this effort, the Bank has established structured retirement preparation programmes for employees and their spouses, supported by clearly defined curricula and schedules. Through comprehensive pre-retirement programmes, the Bank facilitates financial, psychological, and social readiness, enabling retirees to experience a meaningful retirement period. This initiative underscores BSI's commitment to delivering long-term value across the employee life cycle, including at the final stage of the professional journey.

HUMAN CAPITAL SYSTEM TRANSFORMATION THROUGHOUT 2025

As part of its digital transformation agenda, throughout 2025 the Bank continued to strengthen its Human Capital information systems to enhance service quality, process effectiveness, and employee experience. These efforts focused not only on technological upgrades, but also on ensuring that the systems developed remained aligned with operational needs and organisational dynamics.

On system development, key focuses are simplifying human capital administrative processes, improving data accuracy, and integrating modules that previously operated independently. Through a centralised system application, core functions such as employee data management, leave and attendance, business travel, and reimbursement processes could be executed more efficiently, transparently, and with stronger documentation.

For employees, the implementation of the Human Capital system enabled greater convenience through self-service access to Human Capital services. Employees are able to submit administrative requests, track application status, and access personnel information in real time without reliance on manual processes. This has directly enhanced work convenience, service certainty, and trust in the Bank's internal processes.

From the Human Capital function's perspective, the system developed throughout 2025 serves as a critical foundation for data-driven decision-making. More structured and consistent data availability supports deeper analysis related to workforce planning, talent development, and succession readiness. As a result, the Human Capital function has evolved beyond an administrative role to become a strategic partner in supporting the Bank's business sustainability.

Overall, the Human Capital system transformation in 2025 reflects the Bank's commitment to building a modern, efficient, and employee-centric work ecosystem. This initiative represents an important early step in establishing an adaptive and sustainable system foundation to address future organisational needs.

In line with the direction of the Board of Directors and oversight by the Board of Commissioners, the development of the Human Capital system in 2025 was also positioned as part of the Bank's strategic agenda to strengthen governance, risk management, and organisational continuity. The system functions as a strategic enabler by

providing comprehensive visibility into workforce profiles, talent readiness, and the effectiveness of Human Capital policies. This approach equips the Board of Directors and Board of Commissioners with more accurate and timely data to support strategic decision-making, particularly in succession planning, leadership development, and organisational structure adjustments.

Grounded in good corporate governance principles and compliance with applicable internal and regulatory requirements, the Human Capital system transformation throughout 2025 forms a key foundation for accountable, transparent, and integrity-driven human capital management. Beyond supporting operational effectiveness and strategic decisions, the system strengthens internal controls, compliant processes, and compliance risk mitigation, thereby providing assurance to the Board of Directors, Board of Commissioners, and stakeholders regarding the quality of Human Capital governance.

STRENGTHENING CULTURE IMPLEMENTATION AS A PILLAR OF TRANSFORMATION TOWARDS VISION 2030

The year 2025 marked a new chapter in BSI's transformation journey. After going through the initial phase of consolidation and fundamental strengthening, BSI has now entered Transformation Phase 2 with a bigger vision: to become a Top 5 Global Islamic Bank by 2030. At this stage, culture acceleration has become the main focus, as we believe that the success of transformation depends not only on business strategy, but also on the strength of the culture that lives within every BSI employee.

In supporting sustainable business, the gesture #butuhNYALIuntukNYALA (Customer Focus, Strengthening Integrity, Collaboration, Maximum Contribution) as the cultural theme in 2025 and the Melayani Sepenuh Hati value initiated by Danantara continue to be consistently internalized so that they become employee behavior within the Company, as part of Customer Focus. Throughout the year, various initiatives were carried out to ensure that culture is not merely a slogan, but a real practice that drives the organization. One manifestation of this is the implementation of Nonton Bareng NYALI NYALA (NOBAR) every Monday morning across all work units. This program serves as an effective internal communication channel to convey management's strategic direction and priority program information, so that all employees remain aligned with the Company's vision and mission.

In addition, the Company strengthened the role of Change Agents as the driving force of change at the work unit level. Through a comprehensive onboarding/Change Agent Empowerment program, Change Agents are equipped with adequate competencies to ensure that cultural transformation is carried out in a tangible and sustainable manner and that a collaborative spirit is present in all Work Units.

Commitment to innovation also became an inseparable part of culture acceleration. Through the BSI Excellence Award (BEA), the Company gives appreciation to the best units/individuals as well as innovative ideas that make a significant Maximum Contribution to business sustainability. In terms of innovation, the Company grants awards in the categories of Best Implementation, Best Idea, and One Unit One Implemented Innovation, reflecting the Company's courage to continue innovating and creating added value.

On the other hand, strengthening integrity and compliance with regulations remains a top priority. Through the Know Your Employee (KYE) program, the Company conducts self-assessments and supervisor validation to identify employees who require further assistance or coaching. This step is intended not only to minimize fraud risk, but also to strengthen the value of trustworthiness as the foundation of trust.

In addition to the above, various other culture internalization programs were also implemented, such as Culture Pulse Check, Culture Meet Up with Leaders (BOD), Leaders Alignment Session (LAS), Change Agent Onboarding, New Employee Induction Program, Friday Blessing & Friday Munajat, BRADER (Clean, Neat and Well-Maintained), Retirement Appreciation, Pre-Retirement Preparation Training (PPMP), Employee Engagement Survey (EES), Hope & Fear Survey, Behavior Maturity Index (BMI), Operational Innovation Mentoring in the IOBS event, Innovation Expert Sharing, and other programs.

HUMAN CAPITAL MANAGEMENT IMPLEMENTATION

All of these efforts demonstrate that strengthening culture is not merely a program, but a journey of building positive behavior within the Company. With a strong cultural foundation, sustainable innovation, and maintained integrity, the Company is optimistic that it can move steadily toward its grand vision of becoming a Top 5 Global Islamic Bank by 2030.

PROGRESSIVELY ENHANCING EMPLOYEE INFORMATION LITERACY

To support work effectiveness and sound decision-making, the Bank continuously enhances employee information literacy through integrated, accessible, and transparent Human Capital systems. This effort aims to ensure that employees are able to understand, utilise, and manage human capital information effectively in support of performance and accountability.

One of the main initiatives implemented by the Bank is the SIP (Employee Information System) application, which organizes Human Resource management functions based on competency and performance. SIP is designed as an integrated platform to provide accurate, up-to-date, and structured employee data and information in support of the achievement of the Company's strategic objectives.

Through SIP, the Bank provides comprehensive employee information for the purposes of HR planning, development, and control for employees as well as heads of work units at both Head Office and Non-Head Office. The utilization of this system strengthens data-driven decision making, improves transparency in HR management, and promotes an information-based work culture throughout the organization.

SYSTEM AND INFRASTRUCTURE HUMAN CAPITAL

As a foundation for modern human capital management, the Bank has developed Human Capital systems and infrastructure designed to support strategic and integrated workforce management. These systems play a key role in ensuring data accuracy, process efficiency, and easy access to information for both employees and management.

Through enhancement of its Human Capital systems and infrastructure, the Bank ensures that all employment processes, from administration, career management, performance to competency development, are managed consistently, well-documented, and aligned with organisational and business objectives. The following are elaboration of core elements of the infrastructure and system:

a. Organisation
   1. Organisational Structure
      Organisation chart and job descriptions
   2. Company Regulations
      Company regulations in accordance with applicable labour laws and internal policies

b. Employee
   1. Employee Information
      Detailed personal employee information
   2. Employee Letter
      Employee appointment and assignment letters
   3. Employee Request
      List of employee transaction requests
   4. Employee Work Status
      Information on employee surveys and/or work status, including during pandemic conditions
   5. Curriculum Vitae
      Summary of employee personal data, training history, career progression, achievements, and disciplinary records

c. Career
   1. Award
      Employee award records
   2. Career Request
      Career applications submitted through branch administrators
   3. Discipline
      Employee disciplinary records
   4. Career Transition
      Career change records submitted through Head Office administrators

d. Time & Attendance
   1. Attendance
      Individual employee attendance records
   2. Attendance Data
      Organisation-wide attendance data (based on authority)
   3. Employee Logbook
      Employee work activity records
   4. Attendance Correction Request
      Requests for attendance data correction
   5. Leave
      Employee leave applications

HUMAN CAPITAL MANAGEMENT IMPLEMENTATION

6. Overtime
   Employee overtime applications
7. On Duty / Business Travel
   Business travel applications

e. Reimbursement
   1. Reimbursement List
      List of reimbursement claims
   2. Reimbursement Submission
      Reimbursement claim submissions
   3. Reimbursement Cancellation
      Cancellation of reimbursement claims

f. Loan
   Employee financing / FPP applications

g. Payroll
   1. Salary History / Payslip
   2. Salary Data

h. Performance
   1. Key Performance Indicators (KPI)
      Employee performance measurement aligned with the Bank's strategy
   2. Competency-Based Assessment
      Assessment based on target achievement and work behaviour in line with organisational values

i. Training
   Employee training records

j. Recruitment
   Internal and external employee recruitment

DISCLOSURE OF INFORMATION TO EMPLOYEES

The Secretary of the Policy & Procedure Committee (Policy & Procedure work unit) conducts socialization of the Bank's provisions together with the Owner Work Unit, through several socialization media, namely:

1. Preparation of provision socialization through infographics and Executive Summaries.
2. Sharing Knowledge
   The Secretary of the Policy & Procedure Committee (Policy & Procedure Work Unit), together with the Owner Work Unit as speakers in the provision sharing session for all BSI employees, coordinates with BSU.
3. Refreshment and Quiz
   Employees access reading materials through the New Policy System and complete the Refreshment through the Learning Management System (SMILE). The Refreshment and Quiz are conducted at least 2 (two) times in one year, in collaboration with BSU.

The following is a description of the Socialization, Sharing Knowledge, Refreshment, and Quiz data for the period from January to December 2025, as follows:

Implementation of the Outreach Program for the Period from January to December 2025

Lingkup Pengaturan	Aktivitas			
	Sosialisasi (Exsum & Infografis)	Sharing Knowledge	Refreshment	Quiz
Business Support	148	2	2	1
Funding & Digital	114	1	1	-
Retail Financing	129	4	1	1
Wholesale Financing	142	1	1	1
External Relation & Implementation	17	-	-	-
Total	**550**	**8**	**5**	**3**

HUMAN CAPITAL MANAGEMENT IMPLEMENTATION

STRENGTHENING THE HUMAN CAPITAL GOVERNANCE STRUCTURE

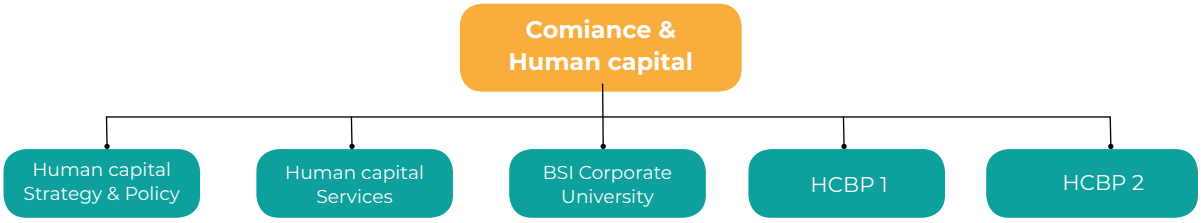

To ensure effective implementation of the Human Capital Framework in alignment with the employee journey or employee life cycle, BSI has established an integrated and strategically oriented Human Capital governance structure. This structure is designed to strengthen policy formulation, operational service effectiveness, capability development, and direct support for business unit performance.

BSI's Human Capital organisational structure comprises the Human Capital Strategy & Policy Group, which is responsible for policy and strategy formulation; the Human Capital Services Group, which manages operational human capital services; BSI Corporate University, which oversees learning and development programs; and Human Capital Business Partner 1 and Human Capital Business Partner 2 (HCBP 1 and HCBP 2), which act as strategic partners to business units in achieving performance targets and business objectives.

HUMAN CAPITAL WORK PLAN 2026

Entering 2026, the Bank has established an integrated Human Capital work plan to strengthen organisational capability and foster a productive and high-quality work environment. This strategy is designed to enhance employee performance while cultivating a positive and sustainable employee experience, supported by four key pillars:

a. Capability Engine
   Focused on developing employee competencies through targeted recruitment, business-relevant learning programs, and the use of technology to support performance monitoring and continuous productivity improvement.

b. Leadership Engine
   Aimed at preparing leaders across all organisational levels through structured leadership development programs and succession planning, to build strong, adaptive, and sustainable leadership.

c. Culture Engine
   Designed to reinforce a positive work culture by managing the employee experience, strengthening engagement, and implementing recognition systems that encourage collaboration and collective performance.

d. Reward Engine
   Focused on ensuring a fair and competitive reward system, covering both financial and non-financial aspects, including personal development support, work flexibility, and well-being programs to enhance overall employee welfare.

Through the implementation of these four pillars, 2026 marks an important starting point for sustainable Human Capital transformation, supporting the creation of a productive organisation and positioning the Bank as an employer of choice.

INFORMATION TECHNOLOGY



DIGITAL STRENGTH FOR TRUSTED GROWTH

"BSI positions Information Technology as a strategic enabler to deliver a stable, secure, and scalable sharia digital ecosystem. Through strengthened reliability, enhanced cybersecurity, and the adoption of data, AI, and automation, the Bank advances business transformation while ensuring governance discipline. This integrated approach enables BSI to elevate customer experience, expand its digital reach, and support sustainable growth."

MASTER PLAN AND INFORMATION

Aligned with its aspiration to become a Top 5 Global Islamic Bank by Market Capitalisation by 2030, BSI positioned Information Technology as a strategic backbone within its House of Strategy. Information Technology was designed not only to support day-to-day operations, but also to enable long-term business transformation and value creation. Within this framework, IT & Digital Platform Stability was prioritised as a core enabler, ensuring that business expansion, increasing digital adoption, and end-to-end operational execution were underpinned by resilient, secure, and scalable technology foundations capable of supporting sustainable growth.

During 2025, the IT agenda was translated into five focused strategic initiatives designed to strengthen performance and enable sustainable growth:

1. **IT RASS (Reliability, Availability, Scalability, Security):** A strategic initiative to address fundamental requirements (hygiene factors), enabling sustainable business operations and accelerating digital transformation.
2. **Digital Solution for Customer & Retail:** Development of digital solutions to support retail transactions across BSI's channel platforms.
3. **Digital Solution for Wholesale:** Enhancement of digital transaction services for wholesale segment to increase corporate engagement and transactions.
4. **Business & Operation Transformation**: A strategic effort to refine and digitalise financing and operational processes through targeted initiatives, aimed at improving efficiency, service speed, and achievement of business objectives.
5. **ES-GRC (Enterprise Security, Governance, Risk & Compliance):** Strategic initiatives related to ESG, risk, and compliance to strengthen data security, regulatory compliance, more effective risk management, and support BSI's sustainability agenda.

These initiatives were delivered through the IT House of Strategy, structured around three core pillars:

1. **People:** Strengthening the capacity, capability, and culture of IT HR through recruitment, training, and development programs.
2. **Process:** Continuous improvement of IT processes, including governance of IT development management (SDLC) to operations.
3. **Technology:** Implementation of strategic IT initiatives across 4 (four) architecture domains, covering applications, infrastructure, data, and security.

INFORMATION TECHNOLOGY INNOVATION

In 2025, BSI continued to strengthen its Information Technology capabilities through the development of both technology and infrastructure to support sustainable business growth. These initiatives were directed at enhancing system resilience, expanding digital capacity, and ensuring that IT platforms were able to support increasing business scale and complexity. As part of this ongoing effort, the Bank implemented a number of technology development innovations throughout 2025, including the following initiatives:

1. **IT RASS (Reliability, Availability, Scalability, Security)**
   Optimisation and modernisation of applications and infrastructure were undertaken to enhance and maintain the quality of customer transaction experiences. In parallel, reliable Data Center infrastructure was strengthened to improve service quality and overall system resilience.

2. **Digital Solution for Customer & Retail**
   Feature development and service capability enhancements of BYOND by BSI were carried out to drive growth in the number

of customers and active users, as well as transaction frequency, contributing to higher Fee Based Income (FBI).

Innovations introduced in BYOND by BSI included **Cardless Withdrawal at other banks, QRIS Cross-border, Online Mutual Funds,** and **BYOND Lyfe** services (Umrah packages, KAI train tickets, flight tickets, and BSI OTO). As the only bank holding a Bullion Bank license, BSI also launched **Bank Emas** services through BYOND by BSI. To further expand service reach, collaboration with strategic partners to enable seamless utilisation of BSI services continued to be strengthened. BSI also expanded partnerships and the Islamic digital ecosystem through **Open API** integration aligned with the **SNAP BI** standard.

3. **Digital Solution for Wholesale**
   To support the digital transformation agenda and enhance service quality for corporate customers, the Bank continuously strengthened digital solutions in the wholesale segment.

These efforts were realised through the development of **BEWIZE**, which is equipped with three core services: **Cash Management, Value Chain, and Trade Finance. BEWIZE Cash Management** has been enhanced with fraud detection capabilities and optimised services for securities companies through Customer Fund Account (RDN) transactions. In addition, **BEWIZE Trade**, as one of BSI's digital trade finance services, has been equipped with customer onboarding capabilities. For financing services, **BEWIZE Value Chain** now supports Supplier, Buyer, and Distributor Financing.

Collectively, these initiatives improved transaction speed, strengthened security, enhanced operational efficiency, and delivered a better overall experience for corporate customers.

4. **Business & Operation Transformation**
   Financing processes were optimised through Business Process Re-Engineering (BPR) to accelerate service level agreements (SLA) for Griya financing, digitalise workflows, and enable end-to-end data integration with the Customer Relationship Management (CRM) and Financing Operation systems. CRM development was further strengthened by enhancing a 360-degree customer view, increasing customer engagement, and supporting cross-segment product sales to improve the Product Holding Ratio (PHR). In parallel, branch operational processes continued to undergo transformation through service digitalisation, including the implementation of web-based forms for customer transactions.

5. **ES-GRC (Enterprise Security, Governance, Risk & Compliance)**
   Financing processes were optimised through Business Process Re-Engineering (BPR) to accelerate service level agreements (SLA) for Griya financing, digitalise workflows, and enable end-to-end data integration with the Customer Relationship Management (CRM) and Financing Operation systems. CRM development was further strengthened by enhancing a 360-degree customer view, increasing customer engagement, and supporting cross-segment product sales to improve the Product Holding Ratio (PHR). In parallel, branch operational processes continued to undergo transformation through service digitalisation, including the implementation of web-based forms for customer transactions.

The information technology innovations implemented in 2025 delivered tangible benefits in improving both operational efficiency and service quality for customers. System modernisation and infrastructure optimisation strengthened transaction reliability, reduced processing time, and enhanced system resilience, enabling the Bank to manage higher transaction volumes with greater stability and control. The digitalisation of financing and operational processes streamlined

INOVASI TEKNOLOGI INFORMASI

workflows, reduced manual intervention, and improved turnaround times, supporting more efficient resource utilisation across business units.

From a customer perspective, enhanced digital platforms expanded access to banking services, increased transaction speed, and improved service convenience across retail and wholesale segments. Integrated digital solutions enabled more seamless interactions, stronger security controls, and more responsive service delivery. Collectively, these innovations strengthened customer experience, reinforced trust in digital channels, and supported sustainable business growth by aligning operational efficiency with service excellence at Bank Syariah Indonesia.

INFORMATION AND TECHNOLOGY INFRASTRUCTURE

Throughout 2025, BSI refined its Information Technology governance structure to better support business growth and accelerate digital transformation. This adjustment was aimed at ensuring that technology capabilities evolved in line with expanding business needs and increasing digital adoption. Key efforts included strengthening Data Center infrastructure to support high availability and system resilience, adopting more modern, modular, and scalable technologies, and leveraging cloud technology to enable greater flexibility and faster innovation. These initiatives played a critical role in supporting the reliability and performance of core operational channels, including the BYOND by BSI superapp, while ensuring that digital services remained responsive, secure, and ready to scale.

INFORMATION TECHNOLOGY GOVERNANCE & CYBERSECURITY STRATEGY

Within its Information Technology governance framework, BSI places strong emphasis on ensuring that technology adoption is conducted in a controlled, secure, and accountable manner. IT governance is designed to align technology initiatives with business priorities, manage risks effectively, and safeguard the reliability of digital services as the Bank continues to scale its operations and expand digital engagement. As digitalisation deepens across products and channels, cybersecurity has become an integral component of governance to protect customer data, transaction integrity, and business continuity.

BSI's cybersecurity capability enhancement strategy is built on three core pillars: **People, Process**, and **Technology**. From the technology perspective, the Bank strengthened its layered defence through the deployment of advanced security solutions, including endpoint security, application security, and threat intelligence, to mitigate increasingly complex cyber threats. These measures are supported by structured processes and governance controls to ensure timely detection, response, and recovery, as well as continuous capability development of personnel responsible for managing cyber risks. Collectively,

INFORMATION TECHNOLOGY GOVERNANCE & CYBERSECURITY STRATEGY

this integrated approach reinforces BSI's cyber resilience and supports secure, sustainable digital banking operations.

PEOPLE

As part of efforts to enhance human resource capabilities, 3 (three) key actions were undertaken as follows:

1. Adjustment of the CSO Office organisational structure, including:
   - The transformation of Security Project & QA into Security Advisory to ensure that strategic IT initiatives are well planned, properly designed, and executed efficiently in support of the Bank's business plans in accordance with applicable requirements. This function is structured into Security Project & Budgeting, Security Control & Management, and Security Business Partners teams.
   - The establishment of Security Assurance to ensure that all configurations are properly implemented and that critical assets and services are thoroughly evaluated, providing an adequate level of assurance and confidence regarding security posture and minimising risk exposure to the Bank. This function comprises Product Security, Vulnerability Assessment & Penetration Testing (VAPT), and Security Red Teaming teams.
   - The establishment of Security Compliance to ensure that all security activities are conducted in alignment with Technical Operational Guidelines and regulatory compliance requirements set by regulators or other stakeholders of the Bank. This function includes Security Certification, Security Risk & Third-Party Management, and Security Operational Compliance teams.
   - The transformation of Application Identity Management into Security Identity, Application, and Data Management to expand the scope of identity management, application security, and data protection in a more comprehensive manner. This function covers Application Identity Management, Infrastructure Identity Management, Endpoint Identity Management, Data Encryption & Key Management, Database Security & Protection Management, Directory Service & Collaboration Management, and Security Identity, Application & Data Management staff.
   - The restructuring of IT Security Services and IT Security Operations into Security Platform Management to integrate security management across systems, infrastructure, networks, databases, and web services. This function consists of ATM & Network Security, Endpoint Security, Cloud & Perimeter Security, and Security Change & Configuration Management teams.
   - The transformation of the Security Operations Center into Security Monitoring & Incident Management to strengthen threat detection, incident investigation, and the implementation of faster and more coordinated corrective and preventive actions. This function includes Threat Hunting, Security Platform Detection, Security Application Detection, Incident Response & Digital Forensic, and Security Monitoring & Incident Management staff.
2. Pemenuhan kompetensi SDM CSO yang berproses dengan pelatihan dan sertifikasi.
3. Pelaksanaan *Phising Simulation* terhadap pegawai internal BSI untuk meningkatkan kesadaran keamanan siber.

PROCESS

The process aspect was also a concern in enhancing cybersecurity capabilities, with the following actions undertaken:

1. Surveillance audit for ISO 27001:2022.
2. Optimisation of proactive security activities, such as threat hunting on the dark web and takedown services for fake accounts or websites impersonating BSI.
3. A proactive approach to accelerating digital initiatives, in which the CSO evolved from a security reviewer into a trusted business enabler by implementing security by design and privacy by design from the design stage across BSI's entire SDLC, ensuring that every innovation is secure, compliant, and reliable from initiation.

TECHNOLOGY

BSI continued to strategically strengthen its cybersecurity capabilities on the technology

INFORMATION TECHNOLOGY GOVERNANCE & CYBERSECURITY STRATEGY

aspect as part of its efforts to safeguard the reliability and sustainability of banking services. These enhancements were reflected in the following:

1. The consistent achievement of an "A" score on the Rating Scorecard, the maintenance of uninterrupted operations without material cybersecurity incidents, and the improvement of cybersecurity maturity levels in line with OJK parameters throughout 2025.
2. Strengthened security across BSI mobile applications (BYOND, BSIM, Ikurma, Smart Agent), resulting in a reduction in mobile application fraud rates as of June, with further improvement recorded by September 2025.
3. Enhanced security at very critical and critical application levels, as per Business Impact Analysis (BIA) of Business Continuity Management (BCM) Group, through the integration of user access into a single ID and layered protection using Multi-Factor Authentication (MFA).
4. Improved Security Assurance for very critical and critical applications throughout the application development lifecycle (SDLC), from securing source code and application libraries against potential security vulnerabilities.
5. Strengthened security monitoring capabilities through expanded monitoring coverage, faster threat response and isolation, and improved accuracy in detecting attack patterns.

Going forward, BSI is committed to continuing capability enhancement and continuous improvement in support of its 2030 vision and mission to become a leading global Islamic bank with strong cybersecurity excellence. Strengthening strategies will be implemented in an integrated manner across the people, process, and technology aspects to achieve strong public and internal ratings, drive sustainable growth in cybersecurity maturity, and build a lean and proactive organisation in managing cybersecurity risks.

MECHANISM OF DISRUPTION IDENTIFICATION

BSI has established a structured framework to anticipate and manage potential disruptions to business operations. This framework is governed under the Bank's Business Continuity Management (BCM) policy and operationalised through the Business Continuity Plan (BCP) Technical Operating Guidelines. In the event of an information technology disruption, incidents are assessed through defined disaster identification stages to determine the appropriate response. Follow-up actions are then executed in accordance with the assessment results and the delegated authority of the Crisis Management Team (CMT), ensuring timely coordination and effective recovery.

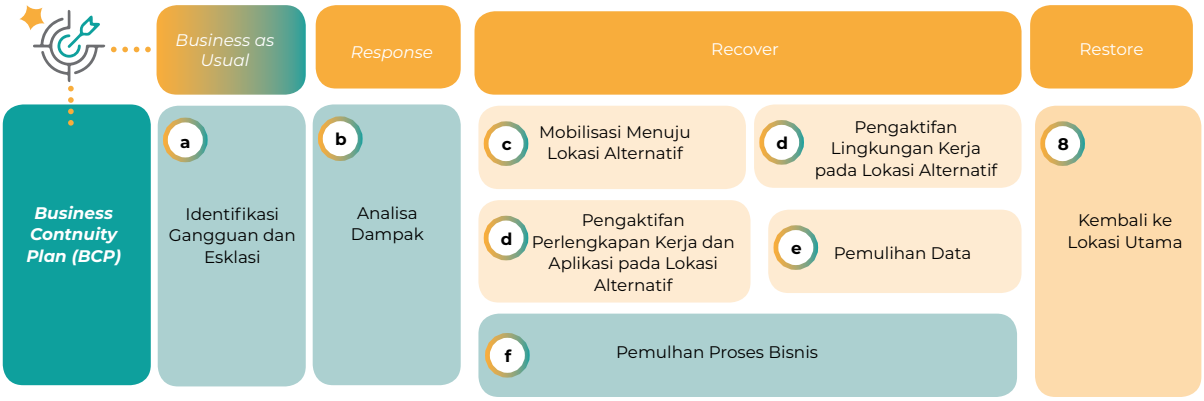

INFORMATION TECHNOLOGY GOVERNANCE & CYBERSECURITY STRATEGY

CYBERSECURITY STRATEGY

BSI consistently enforces comprehensive information technology policies and standard operating procedures across the organisation. These measures are designed to ensure that information managed by all IT user units is adequately protected against potential threats that could result in data leakage or the loss of critical information. Security oversight is embedded in every system development and modification process, with independent controls in place to assess cyber resilience and security, separate from day-to-day IT operations. Through this approach, BSI upholds core cybersecurity principles that serve as the foundation of its technology risk management framework, including the following:

1. Information is an asset
2. Risk compatibility
3. Compliance with regulations
4. Granting of approval
5. Adaptable and measurable
6. System safe by design
7. Layered defense
8. Segregation of duties and access restrictions
9. Accountability
10. Audit
11. Continuous improvement

Criteria in the Cyber security controls used:

1. Confidentiality
2. Integrity
3. Availability

BSI has established a Chief Security Officer Office Group (CSO) unit assigns to manage cybersecurity focusing on the following 6 aspects:

1. Security Project & QA
2. Application Identity Management
3. Network Access & Data Protection
4. IT Security Services
5. IT Security Operations
6. Security Operation Center

As BSI expands its digital banking services, cybersecurity is embedded to protect digital platforms from both internal and external threats. BSI applies the NIST Cybersecurity Framework alongside other globally recognised standards used in the financial industry to ensure structured and resilient cyber risk management.

From January to December 2024, BSI's cybersecurity posture consistently achieved a Strong **"A" rating,** outperforming the global financial industry average, which remained at a "B" rating. This assessment was conducted independently by SecurityScorecard, a United States-based organisation specialising in global cybersecurity ratings.

In line with prevailing industry practices, Bank Syariah Indonesia has held ISO 27001:2022 certification since February 2024, awarded by the British Standards Institution (BSI) as an internationally recognised information security standard. In addition, the Bank recorded a "High" cybersecurity maturity level (Level 2) based on an independent assessment conducted by Ernst & Young (EY), using cybersecurity measurement criteria stipulated under SEOJK No. 29 of 2022.

INFORMATION TECHNOLOGY GOVERNANCE & CYBERSECURITY STRATEGY

BSI remains committed to continuously strengthening its cybersecurity strategy and execution to ensure that customers consistently receive secure and reliable services, in line with the Bank's role as a trusted financial, social, and spiritual partner.

DISASTER RECOVERY STRATEGY/PROCESS

In crisis situations, the Bank's primary objective is to restore business operations to a stable and normal condition. The disaster recovery approach is designed as an integrated framework that brings together Emergency Response (ER), Business Continuity (BC), and Data Recovery (DR), ensuring coordinated actions across entire elements during disruptive events.

To support this objective, BSI has established structured crisis handling procedures from early disruption identification through crisis declaration and the activation of recovery measures. These procedures are set out in the Crisis Management Plan, which serves as a guideline for decision-making, assignment of roles and responsibilities, and control of recovery processes to ensure the Bank's critical services and functions are restored timely and in a controlled manner. The Crisis Management Plan procedure flow is as follows:



INFORMATION TECHNOLOGY GOVERNANCE & CYBERSECURITY STRATEGY

Crisis Management Procedure Overview



Disruption Identification & Escalation

Operational disruptions are detected by affected units and addressed through initial corrective actions. Incidents are reported, assessed by CM, ER, BC, and DR coordinators, and escalated to the Chairman of the Crisis Management Team (CMT) when potential crisis thresholds are identified.



Crisis Declaration

The Chairman of the CMT reviews and verifies the incident analysis to determine the level of impact and risk. A formal crisis declaration is made when the disruption cannot be managed under normal operational conditions.



Crisis Command Center Activation

Following the crisis declaration, the Crisis Management Team Crisis Center (CMTCC) is activated under the direction of the CMT Chairman, either virtually or physically, to enable structured coordination and decision-making.



Recovery Execution & Periodic Reporting

Recovery activities are led by the CMT Chairman and executed by CM, ER, BC, and DR teams in accordance with approved recovery plans. Progress is monitored and reported regularly to ensure effective and timely restoration of services.



Crisis Information Management

Potentially material information or negative media coverage is identified, analysed, and addressed through a structured communication strategy. All messaging is implemented with CMT approval and monitored continuously to manage reputational risk.



Crisis Communication & Media Handling

External communication materials are prepared by the Communication Team in line with CMT direction. Press releases or press conferences are conducted when required, with messages delivered by the designated Bank Spokesperson.



Crisis Closure & Return to Normal Operations

Once recovery is completed and services are stabilised, the crisis status is formally closed. A post-crisis evaluation is conducted, and operational oversight is returned to the Business Continuity Management function.

Note:
CM: Crisis Management
ER: Emergency Response
BC: Business Continuity
DR: Disaster Recovery
BCM: Business Continuity Management
CMT: Crisis Management Team

INFORMATION TECHNOLOGY GOVERNANCE & CYBERSECURITY STRATEGY

System of Reporting to the Board of Directors

In relation to reporting on developments and dynamics in the Information Technology area, Bank Syariah Indonesia has established a structured reporting mechanism to ensure the Board of Directors receives timely, relevant, and comprehensive information. This reporting process supports effective oversight, informed decision-making, and alignment between technology initiatives and the Bank's strategic objectives, as illustrated below.

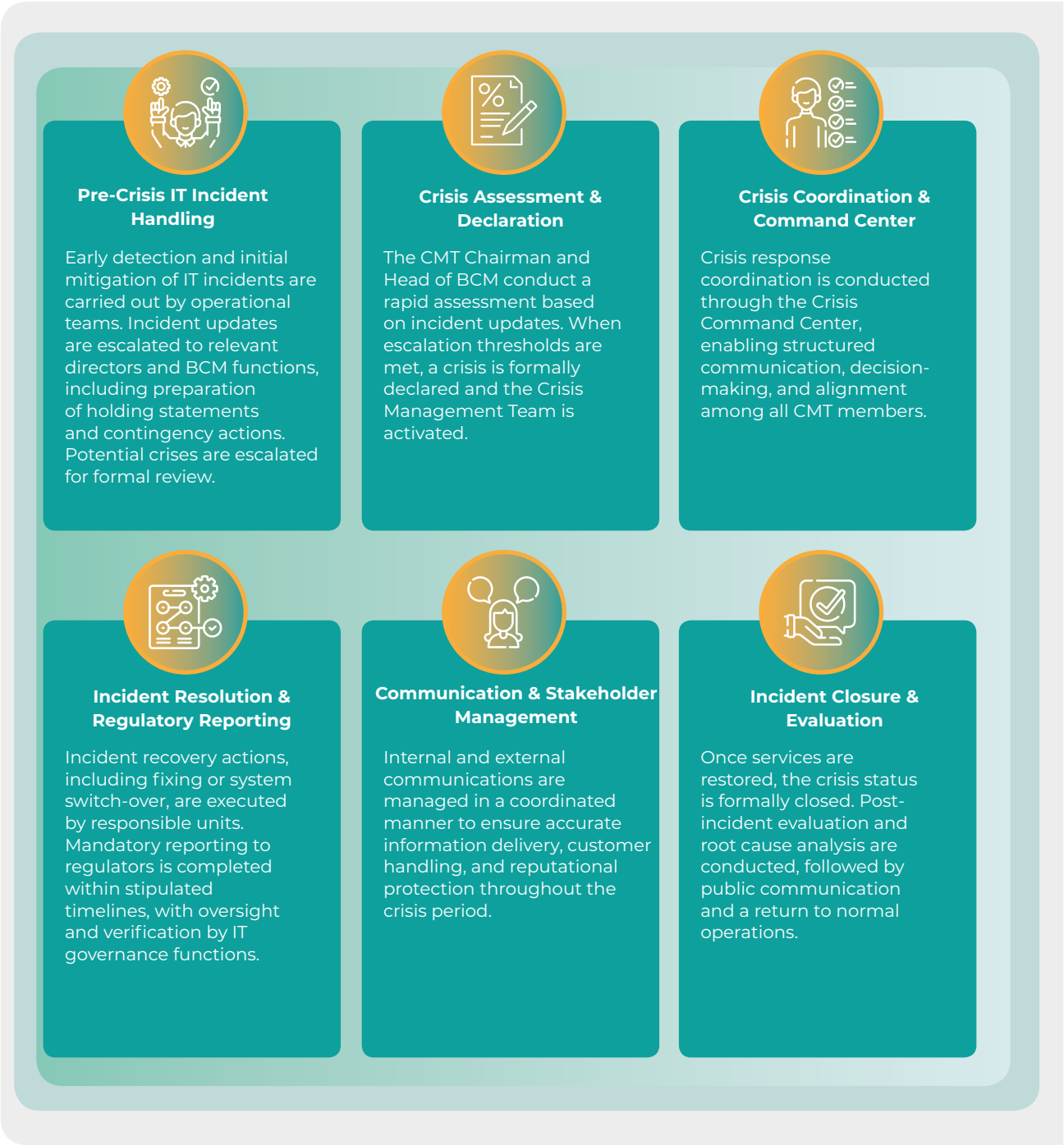

INFORMATION TECHNOLOGY MANAGEMENT STRUCTURE

In 2025, Bank Syariah Indonesia adjusted its Information Technology management structure to address increasing business complexity and to accelerate digital transformation. These adjustments were designed to enhance the responsiveness of the IT function to technological developments while strengthening its role in delivering strategic value aligned with the Bank's long-term vision.

As part of this refinement, leadership structure of IT and digital function was strengthened through the appointment of SEVP IT Development and Operations and SEVP Digital Banking. This structure ensures end-to-end accountability for BSI Digital services, from solution development to operational execution, and strengthen alignment between digital innovation and business priorities.

To further strengthen digital capabilities, BSI established the Digital Banking Wholesale Group under the supervision of the SEVP Digital Banking. This group focuses on the innovation and development of products and digital channels tailored to the specific needs of the wholesale banking segment.

In response to the growing importance of data-driven decision-making and Artificial Intelligence (AI), BSI also formed the Data & Analytics Services (DAS) group under the SEVP Digital Banking. The DAS group is responsible for optimising enterprise-wide data management and utilisation, as well as advancing the adoption of AI and Machine Learning to support sustainable business growth through insights, automation, and enhanced operational effectiveness.

INFORMATION TECHNOLOGY WORK PLAN FOR 2026

Entering 2026, BSI positions Information Technology as a key enabler to strengthen competitiveness, enhance service quality, and support sustainable business growth. Building on the established transformation foundation, IT development is structured in an integrated manner to support Phase II of BSI's Transformation and the achievement of the Company's vision and mission. The IT development roadmap is focused on **"Becoming Customers' First Choice by Delivering a Stable, Secure, and Trusted Global Islamic Digital Ecosystem"**, which will be realised through:

1. Ensuring IT reliability, availability, scalability, and security in line with international standards.
2. Supporting sharia business transformation to deliver the best customer experience.
3. Driving digital platforms to expand the customer base to up to 40 million.
4. Developing Data, AI, and Automation capabilities to enable insight-driven services.
5. Strengthening technology governance and innovation to deliver service excellence.

The five missions are implemented through 7 Key Programs, which will serve as the focus for execution and resource allocation. These key programs include:

1. **Enhancement of Stable, Reliable, and Scalable IT Services:** Refreshing and optimising infrastructure to ensure high system availability online with strong performance, and sufficient capacity to support business growth.
2. **Cybersecurity Enhancement:** Strengthening layered cyber defences to mitigate risks to customer data security and respond to increasingly sophisticated digital threats.
3. **Development of Sharia Digital Ecosystem Platform:** Building open and integrated, API-based digital platforms to enable connectivity with halal ecosystem partners and third-party services.
4. **Acceleration of Business Process Transformation:** Leveraging digital technologies to modernise workflows, reduce manual processes, and improve operational efficiency across business lines.
5. **Empowerment of Data Analytics and AI:** Leveraging advanced analytics and sustainable AI capabilities to enhance organisational competitiveness through insight-driven decision-making and integrated process automation.
6. **Enhancement of IT Organisational Capability and Capacity:** Developing technical and managerial competencies within IT teams while expanding resource capacity to support the execution of strategic initiatives.
7. **Strengthening of IT Governance, Risk, and Compliance (GRC):** Implementing best-practice IT governance and disciplined risk management to ensure compliance, transparency, and alignment between IT strategy and business objectives.



05 CORPORATE GOVERNANCE



GOVERNANCE AS THE ANCHOR OF TRANSFORMATION

In a period of rapid transformation, strong governance serves as BSI's anchor, ensuring that innovation, digitalization, and the initiative progress with integrity, resilience, and long-term accountability.

ACHIEVEMENT OF GOVERNANCE IMPLEMENTATION



Largest Sharia Bank in Indonesia

Driving the vision to become the top 5 global islamic bank, reinforcing trust, integrity, and long-term value creation

Most Trusted Corporate Governance

BSI received the "Most Trusted" predicate in the Corporate Governance Perception Index (CGPI), reflecting excellence in implementing transparent, accountable, and sustainable governance practices, carried out in accordance with sharia principles.





Maqashid Syariah as the Core Pillar

Sharia values embedded as the foundation of governance and business conduct

ACHIEVEMENT OF GOVERNANCE IMPLEMENTATION

International Governance & Risk Certifications

- **Compliance Management System**
- **Anti-Bribery Management System**
- **Quality Management System**
- **Business Continuity Management**
- **Information Security Management**



Governance & Sharia Integration 2025

ESG Unit established and ESG Guiding Principles signed by all management, aligned with maqashid syariah

Innovative Islamic Instruments

Linking Finance, Philanthropy, and Productivity

- **Sharia Restricted Investment Account (SRIA)**
- **Cash Waqf Linked Deposit (CWLD)**

Innovations that bridge social impact with productive economic sectors.

Global & National Recognition

Recognised for Governance and Impact

- **Euromoney 2025**
  - » **World's Best Islamic Bank for ESG**
  - » **Asia's Best Islamic Bank for Wealth Management**
- **BWI Award 2025**
  - » **Strategic Partner in Waqf Development**



COMMITMENT TO THE IMPLEMENTATION OF GOOD CORPORATE GOVERNANCE

Implementing Governance as a Strategic Foundation for Sustainable Growth

2025 marks an important moment for Bank Syariah Indonesia ("BSI" or "Bank") as the Bank enters a new era through the introduction of the Bullion Bank service. As the first Sharia bank in Indonesia to provide a dedicated Bullion Bank offering, this transformation reflects BSI's commitment to placing trust, values, and long-term sustainability at the core of its business strategy. Gold is positioned not merely as a financial asset, but as a symbol of stability, intergenerational value, and resilience, principles that are deeply rooted in Islamic tradition and reinforced through modern financial innovation.

In navigating this strategic milestone, BSI continues to strengthen the implementation of Good Corporate Governance (GCG) as an integral part of its overall business direction. The Bank consistently aligns its governance framework with prevailing national regulations and relevant international standards, while continuously updating internal policies to remain responsive to evolving regulatory developments, industry dynamics, and increasingly complex risk landscapes. Strong governance and disciplined risk management ensure that every innovation, business strategy, and work plan of the Bank, including the development of digital services and the expansion of the Bullion Bank, is carried out on a secure, transparent, and accountable foundation, while remaining guided by sharia principles and applicable laws and regulations.

The effective implementation of GCG plays a critical role in safeguarding the Bank's sustainability and long-term performance. By embedding ethical conduct, accountability, transparency, and sustainability principles across all organizational levels, BSI reinforces stakeholder confidence and supports balanced value creation. Governance practices are closely integrated with environmental and social responsibility initiatives, enabling the Bank to strengthen its reputation, respond to market expectations, and support inclusive economic growth.

Through robust governance, prudent risk management, and continuous improvement, BSI affirms its commitment to leading the development of a resilient Sharia financial ecosystem. This commitment underpins the Bank's role as the Bullion Bank, providing direction, confidence, and sustainable benefits for stakeholders, while contributing meaningfully to Indonesia's long-term economic and social progress.

BASIS AND GUIDELINES FOR IMPLEMENTING GCG

As a sharia bank, the primary foundation for implementing Sharia principles in all activities of BSI is the Quran and Hadith. These Sharia principles are executed by BSI with good corporate governance, which adheres to various provisions and laws of the Republic of Indonesia regulating BSI as a limited liability company, bank, and publicly listed company, as follows:

1. Law No. 40 of 2007 concerning Limited Liability Companies as amended by Government Regulation in Lieu of Law No. 2 of 2022 concerning Job Creation as stipulated into Law based on Law No. 6 of 2023 concerning the Enactment of Government Regulation in Lieu of Law No. 2 of 2022 concerning Job Creation into Law.
2. Law No. 8 of 1995 concerning the Capital Market as amended by Law No. 4 of 2023 concerning the Development and Strengthening of the Financial Sector ("UU P2SK").
3. Law No. 21 of 2008 concerning Sharia Banking as amended by UU P2SK.
4. Collection of Fatwas from the National Sharia Board - Indonesian Ulema Council.
5. Regulations of the Financial Services Authority (POJK) and Circular Letters of the Financial Services Authority (SEOJK), particularly concerning Governance, Annual Reports, Risk Management, and various OJK regulation and SEOJK related to the implementation of governance, include:
    - POJK No. 18/POJK.03/2014 regarding the Implementation of Integrated Governance for Financial Conglomerates.
    - POJK No. 8/POJK.03/2014 concerning the Assessment of the Soundness Level of Sharia Commercial Banks and Sharia Business Units.
    - POJK No. 33/POJK.04/2014 regarding the Board of Directors and Board of Commissioners of Issuers or Public Companies.
    - POJK No. 34/POJK.04/2014 regarding the Nomination and Remuneration Committee of Issuers or Public Companies.
    - POJK No. 35/POJK.04/2014 concerning the Corporate Secretary of Issuers or Public Companies.
    - POJK No. 21/POJK.04/2015 concerning the Application of Guidelines for Open Company Governance and its amendments.
    - POJK No. 31/POJK.04/2015 concerning Disclosure of Material Information or Facts by Issuers or Public Companies.
    - POJK No. 55/POJK.04/2015 regarding the Establishment and Guidelines for the Operation of Audit Committees.
    - POJK No. 56/POJK.04/2015 regarding the Establishment and Guidelines for the Preparation of Internal Audit Unit Charters.
    - SEOJK No. 15/SEOJK.03/2015 concerning the Application of Integrated Governance for Financial
    - SEOJK No. 32/SEOJK.04/2015 concerning Guidelines for Public Company Governance.
    - POJK No. 27/POJK.03/2016 concerning the Assessment of Competence and Fitness for Primary Parties of Financial Institutions.
    - POJK No. 65/POJK.03/2016 regarding the Implementation of Risk Management for Sharia Commercial Banks and Sharia Business Units including all changes and implementation provisions.
    - POJK No. 46/POJK.03/2017 regarding the Implementation of Compliance Functions for Commercial Banks.
    - POJK No. 11/POJK.04/2017 concerning Ownership Reports or Any Changes in Ownership of Shares of Public Companies.
    - SEOJK No. 13/SEOJK.03/2017 concerning Implementation of Governance for Commercial Banks.
    - POJK No. 37/POJK.03/2019 concerning Transparency and Publication of Bank Reports.
    - POJK No. 39/POJK.03/2019 regarding the Implementation of Anti-Fraud Strategies for Commercial Banks.
    - POJK No. 15/POJK.04/2020 concerning the Planning and Conduct of General Meetings of Shareholders of Public Companies.
    - POJK No. 16/POJK.04/2020 concerning the Implementation of General Meetings of Shareholders of Public Companies Electronically.
    - POJK No. 16/POJK.03/2022 of 2022 concerning Sharia Commercial Banks.

BASIS AND GUIDELINES FOR IMPLEMENTING GCG

- POJK No. 17 of 2023 concerning the Application of Governance for Commercial Banks.
- POJK No. 9 of 2023 concerning the Use of Public Accountant Services and Public Accounting Firms in Financial Services Activities.
- POJK No. 2 of 2024 concerning the Implementation of Sharia Governance for Sharia Commercial Banks and Sharia Business Units.
- POJK No. 4 of 2024 concerning Ownership Reports or Any Changes in Share Ownership of Public Companies and Reports on Activities of Pledged Shares of Public Companies.
- SEOJK No. 10/SEOJK.03/2020 concerning Transparency and Publication of Reports of BUS and UUS.
- SEOJK No. 10/SEOJK.03/2020 on Transparency and Publication of BUS and UUS Reports.
- SEOJK No. 25/SEOJK.03/2023 concerning Implementation of Risk Management for Sharia Commercial Banks and Sharia Business Units
- SEOJK No. 15/SEOJK.03/2024 concerning Implementation of Sharia Governance for Sharia Commercial Banks and Sharia Business Units.
- SEOJK No. 14/SEOJK.03/2025 of 2025 concerning the Application of Governance for Commercial Banks.
- Other related OJK Regulation and OJK Circular Letter.

6. Regulation of the Minister of State-Owned Enterprises (SOE) of the Republic of Indonesia (PERMEN BUMN), regulating SOEs subsidiaries, such as PERMEN BUMN No. PER-3/MBU/03/2023 concerning Organs and Human Resources of State-Owned Enterprises (SOE).

Moreover, the Bank adopts various best governance standards that apply both domestically and internationally and increases the scope of GCG implementation, including as follows:

1. Principles of Corporate Governance developed by the Organization for Economic Cooperation and Development (OECD).
2. ASEAN Corporate Governance (CG) Scorecard issued by the ASEAN Capital Market Forum (ACMF).
3. Guidelines for Indonesian Corporate Governance (PUGKI) developed by the National Governance Policy Committee (KNKG).
4. Principles for Enhancing Corporate Governance issued by the Basel Committee on Banking Supervision.

ROADMAP CORPORATE GOVERNANCE

2021

Awareness of and commitment to the implementation of Good Corporate Governance (GCG) at BSI began as early as the merger process for the establishment of Bank Syariah Indonesia. During this integration stage, BSI adopted various best practices from each of the legacy banks, which were then aligned, refined, and implemented across all corporate activities. Subsequently, BSI has continued to improve the implementation of GCG through the following initiatives:

- Establishment of committees under the coordination of the Board of Commissioners, namely:
  - » Audit Committee
  - » Risk Monitoring Committee
  - » Remuneration and Nomination Committee
- Establishment of the Corporate Secretary.
- Conducting the General Meeting of Shareholders in accordance with the prevailing laws and regulations applicable to public companies.
- Carrying out timely Information Disclosure, including in the publication of Financial Statements, Information, as well as material events or facts.
- Preparing the Annual Report in a timely, adequate, clear, and accurate manner, while taking into account the interests of minority shareholders.

In addition, BSI is also strongly committed to implementing anti-gratification principles, as evidenced by the signing of an Integrity Pact by all employees. BSI has also obtained ISO 37001:2016 certification on the Anti-Bribery Management System (ABMS) for the Procurement & Fixed Asset Group area.

In order to evaluate the quality of corporate governance implementation, BSI participates in a corporate governance research and rating program, namely the Corporate Governance Perception Index (CGPI), organized by an independent institution. In the 2020 CGPI program conducted in 2021 under the theme “Building Corporate Resilience within the Good Corporate Governance Framework,” BSI succeeded in obtaining the “Highly Trusted” predicate with a score of 88.89.

2022

- Conducted a Rights Issue to strengthen BSI’s capital structure.
- Became the first Islamic Bank to obtain ISO 37301:2021 Compliance Management System certification.
- In continuing the process of enhancing governance practices and as a demonstration of commitment and consistency in its implementation, BSI aligned its governance practices by adopting principles developed by the Organisation for Economic Cooperation and Development (OECD) and endorsed by the ASEAN Capital Market Forum (ACMF), known as the ASEAN Corporate Governance (CG) Scorecard..



2023

- BSI successfully maintained the ISO 37301:2021 Compliance Management System certification.
- BSI successfully maintained the ISO 37001:2016 Anti-Bribery Management System certification at the Procurement & Fixed Asset Group.
- BSI once again achieved the "Highly Trusted" predicate with a score of 91.50 in the Corporate Governance Perception Index (CGPI) assessment.
- Conducted four (4) dissemination sessions on strengthening gratification control in collaboration with the Corruption Eradication Commission (KPK).

2024

- BSI once again successfully maintained the ISO 37301:2021 Certification for the Compliance Management System.
- BSI successfully completed the recertification of ISO 37001:2016 Anti-Bribery Management System at the Procurement & Fixed Asset Group and expanded the scope of ISO 37001:2016 Anti-Bribery Management System at BSI University.
- As a manifestation of BSI's commitment to implementing Good Corporate Governance and as a public company that practices information transparency, BSI discloses its best practices adopting the ACGS principles on the Company's website.
- For the first time, BSI conducted a compliance maturity assessment, reflecting the level of BSI's compliance with internal and external regulations as well as prevailing laws.

2025

- BSI once again maintained the ISO 37001:2016 Anti-Bribery Management System Certification at the Procurement & Fixed Asset Group and expanded the scope of ISO 37001:2016 Anti-Bribery Management System at BSI University.
- BSI successfully completed the recertification of ISO 37301:2021 Compliance Management System.
- BSI again obtained the "Highly Trusted" predicate with a score of 92.25 in the Corporate Governance Perception Index (CGPI) assessment.
- BSI improved the maturity measurement methodology through the addition of assessment dimensions, increased indicator depth, as well as expanded respondent coverage encompassing all group work units at the head office. This update was designed to produce a more comprehensive, representative, and accurate compliance maturity evaluation, so that it can be used as a basis for decision-making in strengthening compliance governance throughout the organization.
- In 2025, BSI once again demonstrated its commitment to Good Corporate Governance and information transparency through the disclosure of best practices based on the principles of the ASEAN Corporate Governance Scorecard (ACGS) on the Company's website.

CORPORATE GOVERNANCE IMPLEMENTATION IN 2025 & PLANS FOR 2026

Corporate Governance Implementation in 2025

Throughout 2025, BSI continued to strengthen its corporate governance practices through the following initiatives:

1. Continuous enhancement of the implementation of corporate governance to ensure alignment with regulatory requirements and best practices.
2. Fulfilment of the ASEAN Corporate Governance Scorecard (ACGS) framework as part of benchmarking governance performance at the regional level.
3. Implementation of self-assessments of corporate governance implementation across the Bank.
4. Participation in external governance assessments, including the Corporate Governance Perception Index, to measure governance quality and credibility.
5. Implementation of anti-corruption socialisation programmes to strengthen integrity and compliance with applicable laws and regulations.
6. Deepening understanding of the Insider Trading Policy to ensure transparency and compliance in securities transactions by internal parties.
7. Enhancement of Training and Development policies to strengthen human capital competencies and foster a professional, accountable, and ethical work environment.
8. Strengthening the Compliance Culture through the measurement of the Compliance Maturity Index (CMI).

Corporate Governance Initiatives for 2026

To strengthen the quality of corporate governance implementation, BSI has established the following governance initiatives for 2026:

1. Continuing the continuous improvement of good corporate governance implementation.
2. Conducting self-assessments of the implementation of good corporate governance.
3. Fulfillment of the ASEAN Corporate Governance Scorecard (ACGS) framework and self-assessment as part of benchmarking governance performance at the regional level.
4. Participation in external governance assessments, including the Corporate Governance Perception Index, to measure the quality and credibility of governance.
5. Conducting dissemination related to the implementation of anti-gratification principles to strengthen integrity and compliance with prevailing laws and regulations.
6. Strengthening Training and Development policies to enhance human resource competencies and build a professional, accountable, and ethical work environment.
7. Strengthening the Compliance Culture through the measurement of the Compliance Maturity Index (CMI).
8. Expanding the scope of ISO 37301:2021 Compliance Management System within the Compliance Group.
9. Conducting Surveillance Audit II for ISO 37001:2016 Anti-Bribery Management System (ABMS).

Implementation of Governance within the Bank Business Group

BSI is a member of Bank Mandiri's Bank Business Group (KUB), which is implemented consistently and sustainably to ensure the application of corporate governance principles. In 2025, the structure of Bank Mandiri's KUB was as follows:

Parent Company	Subsidiaries		
	No	Company Name	% Percentage of Share Ownership
PT Bank Mandiri (Persero) Tbk	1	PT Bank Syariah Indonesia Tbk	51,47%
	2	PT Bank Mandiri Taspen	51,098%
	3	Bank Mandiri (Europe) Limited	100,00%

Implementation of Governance in the Bank's Strategic Plan

In preparing the Bank's Strategic Plan, BSI always prioritizes the implementation of corporate governance in accordance with the applicable provisions. The presentation of the Bank's strategic plan and its realization has been set out in the Management Discussion and Analysis chapter on Corporate Strategy.

Implementation of Sustainable Finance

The Bank's commitment to implementing sustainable finance principles is realized through the integration of environmental, social, and governance aspects into its business strategy and banking operations. This step represents the Bank's tangible contribution in supporting Environmental, Social, and Governance (ESG) principles and creating long-term added value for all stakeholders. Further information regarding the Implementation of Sustainable Finance is set out in the Social and Environmental Responsibility chapter.

GOVERNANCE GUIDELINES PRACTICES FOR PUBLIC COMPANIES

Implementation of Aspects and Principles of Governance for Public Companies in Accordance with Financial Services Authority Provisions

BSI consistently implements the aspects and principles of Corporate Governance for Public Companies by referring to POJK No. 21/POJK.04/2015 dated 16 November 2015 on Corporate Governance Guidelines Practices for Public Companies, as further elaborated in SEOJK No. 32/SEOJK.04/2015 dated 17 November 2015 on Corporate Governance Guidelines for Public Companies. These regulations serve as the foundation for BSI in strengthening its corporate governance structure, processes, and practices. The following section outlines the implementation of corporate governance aspects and principles at BSI:

Principle	Recommendation	Implementation at Bank BSI
Aspect 1: Relationship Between the Public Company and Shareholders in Ensuring Shareholder Rights.		
Principle 1: Increasing the Value of Holding the General Meetings of Shareholders (GMS).	**1.1 Public Companies have technical methods or procedures for collecting votes, both openly and secretly, which prioritize independence.**	At both the Annual General Meeting of Shareholders (AGMS) and the Extraordinary General Meeting of Shareholders (EGMS), Bank Syariah Indonesia (BSI) has implemented voting procedures conducted either openly or by secret ballot as stipulated in the Rules of the GMS. Voting is carried out by shareholders attending physically through the system provided by the Company's Share Registrar, as well as by shareholders attending electronically through the Electronic General Meeting System (eASY.KSEI) provided by KSEI. At the Annual GMS held in 2025, the voting mechanism was conducted whereby shareholders or their proxies who cast abstention votes or votes against a proposal were requested to raise their hands and submit their voting cards, while those who did not raise their hands were deemed to have approved the proposal under discussion. Voting was also conducted electronically (e-voting) for shareholders who did not attend physically or who granted their proxies electronically (e-proxy) through the eASY.KSEI facility provided by KSEI. The vote counting process was conducted by an independent party, namely the Share Registrar, PT Datindo Entrycom. Accordingly, the independence and interests of shareholders were safeguarded throughout the voting process. The Company has prepared the Rules of the GMS, which can be downloaded from the Company's website together with the GMS invitation at the time of the meeting. The Rules of the GMS are also made available to shareholders for download during the GMS via a QR code provided, and the key provisions of the Rules of the GMS are read out prior to the commencement of the GMS. **Status: Comply**
	1.2 All members of the Board of Directors and members of the Board of Commissioners of the Public Company attended the AGMS.	At the Annual GMS held in 2025, all members of the Board of Directors and the Board of Commissioners of BSI were in attendance. **Status: Comply**
	1.3 A summary of the minutes of the GMS is available on the Public Company Website for at least 1 (one) year.	Summaries of the minutes of the GMS held in 2025, in both Indonesian and English, were announced two (2) business days after the GMS and uploaded to the BSI website, the IDX website, and the eASY KSEI platform (KSEI website). **Status: Comply**

GOVERNANCE GUIDELINES PRACTICES FOR PUBLIC COMPANIES

Principle	Recommendation	Implementation at Bank BSI
Principle 2: Improving the Quality of Public Company Communication with Shareholders or Investors.	**2.1 Public Companies have a communication policy with shareholders or investors.**	BSI has established a communication policy for shareholders and investors as stipulated in the Corporate Secretary & Communication Standard Operating Procedures (SOP), Chapter V. Communication conducted by BSI includes the implementation of the General Meeting of Shareholders, Public Expose, Analyst Meetings, the publication of Financial Statements and Annual Reports, as well as the timely and accurate disclosure of information. In addition, BSI provides accessible information through its website, which also contains details of the head office and branch office addresses, email contact, social media access, and contact center facilities, enabling shareholders and investors to communicate efficiently with the Bank. **Status: Comply**
	2.2 Public Companies disclose the Public Company's communication policy with shareholders or investors on the Website.	BSI consistently manages the information on its website to ensure that the Company's shareholders and investors can access the latest information related to BSI. **Status: Comply**
Aspect 2: Functions and Roles of the Board of Commissioners		
Principle 3: Strengthening the Membership and Composition of the Board of Commissioners.	**3.1 Determination the number of members of the Board of Commissioners takes into account the conditions of the Public Company.**	BSI has complied with the provisions of Article 20 of POJK No. 33/POJK.04/2014 concerning the Board of Directors and Board of Commissioners of Issuers or Public Companies, which requires the Board of Commissioners to consist of more than two (2) members. As of 31 December 2025, the members of the Board of Commissioners consisted of 1 (one) President Commissioner, 3 Commissioners, and 4 (four) Independent Commissioners. **Status: Comply**
	3.2 Determining the composition of the members of the Board of Commissioners which into diversity of skills, knowledge and experience required.	The Board of Commissioners of BSI has a diversity of expertise, knowledge, and experience aimed at supporting the development of BSI's business. This is reflected in the profiles of each member of the Board of Commissioners available on the Company's website. **Status: Comply**
Principle 4: Improving the quality of the Board of Commissioners duty implementations and responsibilities.	**4.1 The Board of Commissioners has a self-assessment policy to assess the performance of the Board of Commissioners.**	The Board of Commissioners has established a self-assessment policy as stipulated in the Board of Commissioners' Charter. **Status: Comply**
	4.2 The self-assessment policy for assessing the performance of the Board of Commissioners is disclosed in the Annual Report of the Public Company.	e self-assessment policy for evaluating the performance of the Board of Commissioners has been disclosed in this Annual Report. **Status: Comply**
	4.3 The Board of Commissioners has a policy regarding the resignation of members of the Board of Commissioners if they are involved in financial crimes.	The Board of Commissioners has established a policy governing the resignation of members of the Board of Commissioners in the event of involvement in financial crimes, as stipulated in BSI's Corporate Governance Standard Operating Procedures (SOP). **Status: Comply**
	4.4 The Board of Commissioners or the Committee that carries out the Remuneration and Nomination function prepares a succession policy in the nomination process for members of the Board of Directors.	The succession policy has been stipulated in the BSI's Remuneration & Nomination Committee Charter. **Status: Comply**

GOVERNANCE GUIDELINES PRACTICES FOR PUBLIC COMPANIES

Principle	Recommendation	Implementation at Bank BSI
Aspect 3: Functions and Roles of the Board of Directors		
Principle 5: Strengthening the Membership and Composition of the Board of Directors.	**5.1 Determination of the number of members of the Board of Directors takes into account the conditions of the Public Company and the effectiveness of decision making.**	BSI has complied with the provisions of Article 20 of POJK No. 33/POJK.04/2014 concerning the Board of Directors and Board of Commissioners of Issuers or Public Companies, which requires the Board of Directors of an Issuer or Public Company to consist of at least two (2) members. As of 31 December 2025, BSI's Board of Directors comprised 10 (ten) members, consisting of 1 (one) President Director, 1 (one) Vice President Director, and 8 (eight) Directors. The determination of the number and composition of the Board of Directors has taken into account the complexity and business needs of BSI. **Status: Comply**
	5.2 Determining the composition of the Board of Directors members takes into account the diversity of skills, knowledge and experience required.	The Board of Directors of BSI has a diverse range of expertise, knowledge, and experience, as reflected in the profiles of each Director available on the Company's website. This diversity and the number of Directors are essential to provide the best alternative solutions to the Bank's challenges, in line with the Bank's needs, scale, and business complexity. **Status: Comply**
	5.3 Members of the Board of Directors who oversee the accounting or finance sector have expertise and/or knowledge in the accounting sector.	The Director responsible for accounting or finance at BSI is the Director of Finance & Strategy, Mr. Ade Cahyo Nugroho, whose education, experience, and competencies in the field of finance are detailed in his profile available on the Company's website. **Status: Comply**
Principle 6: Improving the Implementation Quality of the Board of Directors' Duties and Responsibilities.	**6.1 The Board of Directors has a self-assessment policy to assess the performance of the Board of Directors**	The Board of Directors has established a self-assessment policy. The performance of the Board of Directors is evaluated through a self-assessment mechanism to assess the implementation of the Board's performance, as stipulated in BSI's Corporate Governance Standard Operating Procedures (SOP). **Status: Comply**
	6.2 The self-assessment policy for assessing the performance of the Board of Directors is disclosed in the annual report of the Public Company.	The self-assessment policy for evaluating the performance of the Board of Directors has been disclosed in this Annual Report. **Status: Comply**
	6.3 The Board of Directors has a policy regarding the resignation of members of the Board of Directors if they are involved in financial crimes.	The Board of Directors has established a policy governing the resignation of members of the Board of Directors in the event of involvement in financial crimes, as stipulated in BSI's Corporate Governance Standard Operating Procedures (SOP. **Status: Comply**
Aspect 4: Stakeholders Participation		
Principle 7: Improving company governance aspects through Stakeholder Participation.	**7.1 Public Companies have policies to prevent insider trading.**	To prevent insider trading, BSI has established a policy governing such matters as stipulated in the Corporate Secretary & Communication Standard Operating Procedures (SOP). **Status: Comply**
	7.2 Public Companies have anti-corruption and anti-fraud policies.	BSI has implemented an Anti-Fraud Policy, which serves as the main foundation for the application of its anti-fraud strategy through four (4) pillars of the fraud control system, namely: 1. Fraud Prevention; 2. Fraud Detection; 3. Fraud Investigation, Reporting, and Sanctions; and 4. Fraud Monitoring, Evaluation, and Follow-Up. BSI's Anti-Fraud Policy is accessible on the BSI website. In addition, BSI has established Operational Technical Guidelines (PTO) for Gratification Control. **Status: Comply**

GOVERNANCE GUIDELINES PRACTICES FOR PUBLIC COMPANIES

Principle	Recommendation	Implementation at Bank BSI
	7.3 **Public Companies have a policy on the selection and improvement of supplier or vendor capabilities.**	BSI has established a Goods and Services Procurement Policy, comprising the Procurement Standard Operating Procedures (SOP) and Procurement Operational Technical Guidelines (PTO. **Status: Comply**
	7.4 **Public Companies have a policy regarding the fulfillment of creditors' rights**	BSI has established policies relating to the fulfilment of creditors' rights, which serve as guidelines in extending credit facilities. Policies on the fulfilment of creditors' rights are regulated in BSI's Policies, Standards, and Product Manuals. **Status: Comply**
	7.5 **Public Companies have a whistleblowing system policy**	BSI has established a whistleblowing system policy that refers to the Corporate Governance Policy and Internal Audit SOP of BSI, and such policy has been published on the BSI website (www.bankbsi.co.id) **Status: Comply**
	7.6 **The Public Company has a policy of providing long-term incentives to Directors and employees.**	BSI has established a policy on the provision of long-term incentives for members of the Board of Directors, as regulated in the Remuneration & Nomination Committee Charter as well as policies related to employee remuneration. **Status: Comply**
Aspect 5: Information Transparency		
	8.1 **Public Companies utilize information technology wider than Websites as a medium for information disclosure.**	BSI consistently manages the Company's website in an optimal manner to ensure that information accessed by shareholders, investors, and the public is current and accurate. In addition to the website, BSI also leverages technology such as SMS Banking and Mobile Banking, as well as various social media platforms including Instagram, Facebook, YouTube, and Twitter, as channels for information disclosure. **Status: Comply**
	8.2 **The Annual Report of a Public Company discloses the ultimate beneficial owner of shares in the Public Company of at least 5% (five percent), in addition to disclosure of the ultimate beneficial owner of shares in the Public Company through major and controlling shareholders.**	BSI has disclosed information regarding shareholders holding 5% or more of the Company's shares in this Annual Report. **Status: Comply**

CORPORATE GOVERNANCE ASSESSMENT

BSI conducts a comprehensive assessment of its corporate governance implementation through two approaches, namely periodic internal self-assessments and external evaluations by independent parties. External assessments are carried out through participation in the Corporate Governance Perception Index (CGPI) and compliance with the ASEAN Corporate Governance Scorecard (ACGS). These approaches ensure that BSI's governance practices are objectively measured and aligned with best practices at both the national and regional levels.

INTERNAL PARTY ASSESSMENT

Self-Assessment

As a form of commitment to implementing good governance, BSI routinely conducts self-assessments of GCG implementation. This assessment is carried out every semester, namely at the end of June and December, to assess the quality of the implementation of GCG principles in accordance with regulatory provisions. The self-assessment results are classified into five ratings, namely Rating 1 to Rating 5.

Assessment Criteria

The implementation of the self-assessment of GCG implementation refers to the SEOJK No.10/SEOJK. 03 /2014 Circular Letter, which covers 3 (three) governance aspects, namely governance structure, governance process, and governance outcome. In Semester I 2025, the assessment of these three governance aspects was carried out on:

1. Implementation of duties and responsibilities of the Board of Commissioners.
2. Implementation of duties and responsibilities of the Board of Directors.
3. Completeness and performance of committee duties.
4. Implementation of duties and responsibilities of the Sharia Supervisory Board.
5. Implementation of sharia principles in fund collection and distribution activities as well as services.
6. Handling of conflicts of interest.
7. Implementation of compliance functions.
8. Implementation of internal audit function.
9. Implementation of external audit function.
10. Legal Lending Limit (LLL).
11. Transparency of financial and non-financial condition of Sharia Commercial Banks, Good Corporate Governance implementation reports, and internal reporting.

In Semester II 2025, the assessment of the three Governance aspects was carried out on:

1. Implementation of the duties, responsibilities, and authorities of the Board of Directors,
2. Implementation of the duties, responsibilities, and authorities of the Board of Commissioners,
3. Implementation of the duties, responsibilities, and authorities of the Board of Commissioners,
4. Completeness and implementation of committee duties;
5. Handling of conflicts of interest,
6. Implementation of the compliance function,
7. Implementation of the internal audit function,
8. Implementation of the external audit function,
9. Implementation of risk management, including the internal control system,
10. Provision of remuneration,
11. Provision of funds to related parties and large exposures,
12. Integrity of reporting and information technology systems,
13. The Bank's strategic plan,
14. Shareholder aspects,
15. Implementation of anti-fraud strategy, including anti-bribery,
16. Implementation of sustainable finance, including the implementation of social and environmental responsibility;
17. Implementation of governance within KUB.

Assessors

The assessment of GCG implementation is conducted through a self-assessment carried out by the Compliance Group.

Assessment Score

CORPORATE GOVERNANCE ASSESSMENT

GOOD CORPORATE GOVERNANCE FACTOR ASSESSMENT The First Semester of 2025		
	Rating	**Rating Definition**
Individual	**2**	The Bank's management has implemented Good Corporate Governance in a manner that is generally considered GOOD. This is reflected in the adequate application of Good Corporate Governance principles. Any weaknesses identified in the implementation of Good Corporate Governance principles are generally not significant and can be addressed through normal corrective actions by the Bank's management.
Analysis		

Based on the self-assessment results of the Governance Structure, Governance Process, and Governance Outcome across the eleven (11) assessment factors of GCG implementation for the position as of Semester I of 2025, the Bank's management has implemented GCG in a manner that is generally considered GOOD, as reflected in the following:

Factors	Assessment Factors	Implementation Results for 1st Semester of 2025
1.	**Implementation of duties and responsibilities of the Board of Commissioners**	a. Effective members of the Board of Commissioners are domiciled in Indonesia and do not hold concurrent positions except for matters stipulated under the prevailing provisions, and do not have family relationships with fellow members of the Board of Commissioners and/or members of the Board of Directors. Members of the Board of Commissioners possess adequate integrity, competence, and financial reputation to support the execution of their duties and responsibilities, in addition to the ongoing efforts made in continuous learning. b. Effective members of the Board of Commissioners do not have financial, management, ownership, or family relationships with fellow members of the Board of Commissioners, the Board of Directors, and/or the Bank's Controlling Shareholders. c. The Board of Commissioners has established Rules of Procedure for the Board of Commissioners in accordance with the prevailing laws and regulations as well as governance best practices. d. d. The execution of duties and responsibilities in the form of supervision, evaluation, and independence by the Board of Commissioners has been satisfactory, including ensuring the implementation of Governance principles in every business activity of the Bank at all organizational levels or tiers, among others through meetings of the Board of Commissioners or meetings of the Board of Commissioners together with the Board of Directors or Directors on a regular basis to ensure that operational activities have been conducted properly and in accordance with Governance principles. All meeting results are set out in meeting minutes and properly documented. Throughout Semester I of 2025, the following meetings were held: Internal Board of Commissioners Meetings: 8 (eight) times Board of Commissioners Meetings with the Board of Directors: 5 (five) times Joint Meetings with the Board of Directors and the Sharia Supervisory Board: 2 (two) times

CORPORATE GOVERNANCE ASSESSMENT

Factors	Assessment Factors	Implementation Results for 1st Semester of 2025
2.	**Implementation of duties and responsibilities of the Board of Directors**	a. The Bank has an effective number of Directors that fulfills the minimum requirements stipulated under the prevailing provisions. All effective members of the Board of Directors are domiciled in Indonesia and fulfill all requirements set out under the prevailing provisions, including those relating to independence, integrity, competence, and good financial reputation to support the execution of their duties and responsibilities as Directors. b. None of the effective Directors violates the provisions regarding concurrent positions as regulated under the prevailing regulations. c. None of the effective Directors has: 1. Share ownership in another company amounting to 25% (twenty-five percent) or more of the paid-up capital of that company. 2. Financial, management, ownership, or family relationships with fellow members of the Board of Directors, the Board of Commissioners, and/or the Bank's Controlling Shareholders. d. The Board of Directors has established the Internal Audit Work Unit, the Risk Management Work Unit, and the Compliance Work Unit, and has followed up on the findings of the Bank's internal audit, external auditors, and the results of supervision by OJK and/or other authorities and institutions. e. The Board of Directors has established the Rules of Procedure for the Board of Directors in accordance with the prevailing laws and regulations as well as governance best practices. f. The Board of Directors has determined strategic policies and decisions through Board of Directors meetings effectively and efficiently, and every decision of the Board of Directors Meeting is set out in the Minutes of the Board of Directors Meeting. During Semester I of 2025, a total of 23 (twenty-three) Board of Directors meetings were held. g. The Board of Directors has managed the Bank based on prudential principles, sharia principles, and Governance principles. Audit findings have been followed up, and other matters related to the governance process have been fulfilled with optimal results.
3.	**Completeness and implementation of Committee duties**	a. The Bank has established an Audit Committee, Risk Monitoring Committee, and Nomination & Remuneration Committee, and has also established Charters/ guidelines for carrying out their duties and responsibilities. b. All Committees perform their duties independently and effectively through meetings held regularly involving relevant work units in order to obtain comprehensive input regarding operational activities. c. Members of the Independent Board of Commissioners' committees have carried out their duties, responsibilities, and authorities with integrity, upheld independence, demonstrated relevant competence, and maintained the Company's reputation. d. The Committees have carried out their functions in accordance with the prevailing provisions by regularly submitting reports or recommendations in accordance with their duties to the Board of Commissioners.
4.	**Implementation of duties and responsibilities of the Sharia Supervisory Board**	a. The competence, reputation, and independence of the DPS are in accordance with the prevailing provisions so that it is able to carry out its duties and responsibilities properly. b. The appointment/replacement of DPS members as well as the execution of their duties and responsibilities have been carried out properly in accordance with Governance principles and the prevailing provisions c. During Semester I of 2025, the DPS carried out: DPS Meetings: 16 DPS Opinions Issued: 23 Spot Check: 6
5.	**Implementation of Syariah principles in fund acquisition, fund distribution, and services**	a. In general, the Bank has carried out fund collection, fund disbursement, and service activities in accordance with sharia principles and the prevailing provisions. This is supported by the adequate competence of the DPS. b. The product development process and the implementation of the Bank's fund collection, fund disbursement, and service activities have generally been in accordance with DSN-MUI fatwas and DPS opinions. c. Fund collection, fund disbursement, and service activities already have Standard Operating Procedures (SOP) that are in accordance with sharia principles.

CORPORATE GOVERNANCE ASSESSMENT

Factors	Assessment Factors	Implementation Results for 1st Semester of 2025
6.	**Conflicts of Interest Management**	a. The Bank already has internal provisions aimed at preventing transactions that may potentially involve conflicts of interest, including the Corporate Governance Policy of Bank Syariah Indonesia, the Anti-Fraud Policy of Bank Syariah Indonesia, and Human Capital Standard Operating Procedures (SOP). b. During Semester I of 2025, there were no conflict of interest transactions involving the Board of Directors, the Board of Commissioners, or the DPS, either directly or indirectly. c. The Bank's internal policy regarding conflicts of interest is able to prevent conflicts of interest from occurring, so that no losses arise for the Bank.
7.	**Implementation of Compliance Function**	a. The Compliance Director does not hold a concurrent position as President Director and does not oversee business and operational functions, treasury, finance and accounting, logistics and procurement of goods/services, or internal audit. The compliance work unit is independent from operational work units and reports directly to the Compliance Director. b. In order to ensure that every internal provision and product launched by the Bank is in accordance with the prevailing laws and regulations, every internal provision issued is first subjected to a compliance review. c. The Bank has submitted the principal report on the implementation of the duties of the Director overseeing the Compliance Function in a timely manner. The scope of the report on the implementation of the duties of the Director overseeing the Compliance Function is in accordance with regulatory provisions.
8.	**Implementation of Internal Audit Function**	a. The adequacy of the Governance structure aspect related to the implementation of the internal audit function has been adequate and is reflected as follows: 1. The Bank has established an Internal Audit Work Unit (SKAI) that reports directly to the President Director and is able to communicate directly with the Board of Commissioners and/or the Audit Committee. 2. The Bank also has an Internal Audit Charter as well as internal provisions related to Internal Audit, including the Internal Audit Policy of Bank Syariah Indonesia, the Internal Audit Control Standard Procedure, and the Online Monitoring Follow-Up List (DMTL) PTO. 3. The fulfillment and improvement of the quality of SKAI human resources continue to be carried out in coordination with the human resources work unit. b. The effectiveness of the Governance process related to the implementation of the internal audit function has been adequate and is reflected as follows: 1. The Board of Directors together with SKAI seeks to ensure the implementation of internal control at every management level through the performance of examinations and actively encourages the completion of follow-up actions on SKAI examination results. 2. SKAI findings in the Audit Result Reports have received disposition and direction from the Board of Directors as well as follow-up actions monitored by SKAI and reported to the Board of Commissioners. 3. SKAI has carried out its supervisory function independently, with an adequate scope of duties and in accordance with the implementation plan and monitoring of audit results. c. The quality of the outcome of the implementation of the internal audit function has been adequate and has met stakeholders' expectations, as reflected in the reports submitted by SKAI to the Board of Commissioners through the Audit Committee on a regular basis, namely the realization of the audit plan, significant recommendations and findings, as well as the completion of follow-up actions on audit results, and the dispositions of the Board of Directors.
9.	**Implementation of the External Audit Function**	a. The Bank has carried out the external audit function by public accountants and/or public accounting firms. b. The audit carried out by the public accounting firm has been effective and has met the stipulated criteria. c. The appointment of the Public Accountant/Public Accounting Firm has been in accordance with the minimum requirements stipulated under the prevailing provisions. The audit was conducted by an independent Public Accountant/Public Accounting Firm. d. The quality and scope of the audit results of the Public Accountant/Public Accounting Firm are in accordance with the prevailing provisions.

CORPORATE GOVERNANCE ASSESSMENT

Factors	Assessment Factors	Implementation Results for 1st Semester of 2025
10.	**Batas Maksimum Penyaluran Dana (BMPD)**	a. The Bank has written policies, systems, and procedures regarding the provision of funds to related parties and large exposures, including monitoring and problem resolution. b. The Bank has periodically evaluated and updated its policies, systems, and procedures related to the Legal Lending Limit (BMPD), to align them with the prevailing provisions and laws and regulations, and has ensured that the provision of funds to related parties and large exposures has been in accordance with prudential principles. c. The Bank has periodically submitted reports on the Legal Lending Limit (BMPD) to the Financial Services Authority in a timely manner. The implementation of the Bank's provision of funds to related parties and/or large exposures has complied with the prevailing provisions regarding the Legal Lending Limit (BMPD) and has taken into account prudential principles and the prevailing laws and regulations, as well as capital capacity and diversification of the funding portfolio.
11.	**Transparency of Financial and Non-Financial Conditions of the Sharia Commercial Bank (BUS), GCG Implementation Report, and Internal Reporting**	a. The Bank's Internal Reporting System provides data and information in a timely, accurate, complete, reliable, and effective manner for management decision-making, supported by the Bank's Information Technology System related to adequate maintenance of assets and information. b. The Bank transparently provides financial and non-financial information to the public through the website www.bankbsi.co.id c. and social media platforms that are easily accessible by the public and all stakeholders. Financial and non-financial reports have also been submitted to regulators and stakeholders in accordance with the prevailing provisions. d. The scope of financial and non-financial information is available in a timely and complete manner in accordance with the prevailing provisions. e. d. The Governance Implementation Report has been submitted to stakeholders in a timely manner in accordance with the prevailing provisions. The 2024 Financial Year Governance Implementation Report was submitted to OJK through letter No. 05/802-3/DIR-CPG, dated April 24, 2025.

Considering the conclusions outlined above, the strengths and weaknesses of GCG implementation at Bank Syariah Indonesia are explained below:

1. The Strength of GCG Implementation

a. Governance Structure

In general, the Bank has established a comprehensive governance structure and infrastructure in compliance with applicable regulations to support the implementation of GCG principles across all work lines and operations, aiming to achieve outcomes that meet stakeholder expectations.

b. Governance Process

In general, the implementation of GCG has been in accordance with applicable regulations, as reflected in the Bank's compliance with its obligations to regulators and the fulfillment of its responsibilities to all stakeholders.

c. Governance Outcome

The outcome of GCG implementation at Bank Syariah Indonesia can be observed through the Bank's financial and non-financial achievements. Financially, this is reflected in the key financial performance indicators up to June 2024 (unaudited), as presented in the following table.

CORPORATE GOVERNANCE ASSESSMENT

Sector	June	Description
Company's profit	3,619.15	BSI's performance in June 2025 improved on a YoY basis, including: 1. The Company's profit increased due to 3 (three) factors, as follows: a. Increased margin income b. Increased Fee Based Income c. Controlled increase in OHC 2. Assets increased due to 2 (two) factors, as follows: a. Increased Third-Party Funds (DPK) b. Increased Financing
Total of Asset	400,025.85	
OHC	6,027.55	
Financing	293,236.84	
Third Party Funding	322,905.17	
a. Current Account	58,203.74	
b. Saving	141,275.96	
c. Deposit	123,425.47	
CASA	199,479.70	

Meanwhile, for non-financial performance during Semester I 2025, the Bank received a total of 79 (seventy-nine) awards, including:

a. Indonesia Top Sharia Awards 2025 (The Iconomics)
b. The Best Sharia Bank in Satisfaction, Loyalty, Engagement 2025 (Infobank)
c. Best Bank for Islamic Wealth Management Solutions in Indonesia 2025 (Cambridge IFA)
d. Best Mudharabah Sukuk in Southeast Asia 2024 (Alpha Southeast Asia)
e. Best Islamic Bank (IFN Magazine)
f. Indonesia Best Sharia Bank 2025 with the Enhancement of Sharia Finance Inclusivity and Accessibility through Digital Services Innovation - Category: Sharia Bank - KBMI 3 (Warta Ekonomi)
g. Most Trusted Financial Brands Awards 2025 (Investortrust)
h. The World's Best Islamic Bank for ESG (Euromoney)
i. Sukuk Deal of The Year (Republika)
j. 20 Top Companies To Watch In 2025 (Bloomberg Technoz)

2. Weaknesses in GCG Implementation

1. There were 5 (five) Directors and 7 (seven) members of the Board of Commissioners appointed at the Annual GMS on 16 May 2025 namely:

Board of Directors:

No	Nama	Position
1	Anggoro Eko Cahyo	President Director
2	Arief Adhi Sanjaya	Director of Compliance & Human Capital
3	Kemas Erwan Husainy	Director of Retail Banking
4	Muharto Hadi Suprapto	Director of Information Technology
5	Firman Nugraha	Director of Treasury & International Banking

CORPORATE GOVERNANCE ASSESSMENT

Board of Commissioners:

No.	Name	Position
1	Muhadjir Effendy	President Commissioner
2	Kamaruddin Amin	Commissioner
3	Mochamad Agus Rofiudin	Commissioner
4	Nizar Ahmad Saputra	Independent Commissioner
5	Addin Jauharudin	Independent Commissioner
6	Muhammad Syafii Antonio	Independent Commissioner
7	Meidy Ferdiansyah	Commissioner

2. In relation to the condition in point 1 (one) above, we convey the following:
   a. The Bank does not yet have a President Commissioner who has been effectively serving.
   b. The total number of members of the Board of Commissioners does not yet meet the minimum requirement of at least 3 (three) persons.
   c. The Chair of the Audit Committee, the Chair of the Remuneration and Nomination Committee, and the Chair of the Risk Monitoring Committee are held by the same 1 (one) Independent Commissioner, namely Ms. Fellicitas Tallulembang, thereby not complying with the prohibition on holding concurrent positions as chairperson in more than 1 (one) committee.
   d. The Bank does not yet have a President Director and a Director overseeing the Compliance Function who are effectively serving.

   The Bank will accelerate the fit & proper test process for the Board of Commissioners and Board of Directors so that the minimum adequacy requirements and concurrent position restrictions referred to above can be fulfilled.

3. The dismissal of the Director overseeing the Compliance Function and the Independent Commissioner before the expiry of their term of office, as carried out at the Annual GMS on 16 May 2025, had not yet obtained approval from OJK. The Bank will improve coordination with shareholders in the event that there are board members to be appointed or dismissed who are required to obtain OJK approval, so that approval from OJK is obtained prior to the implementation of the GMS.

4. Based on the self-assessment results on governance process, there were still fund-raising and/or fund-disbursement activities that were not yet fully in accordance with Sharia principles, although all Bank products were in accordance with DSN-MUI Fatwas and DPS Opinions, and all related SOPs had been prepared through an adequate mechanism. Mapping of the root causes of non-conformity in the implementation of sharia principles in fund-raising and/or fund-disbursement activities was carried out, among others, through optimizing sharia compliance, sharia risk management, and sharia audit, where awareness and competency aspects, as the dominant issues, were followed up through the implementation of sharia collaborative forums, competency certification on sharia aspects for network employees, as well as literacy for the three pillars (risk – operational – business).

5. There were still fines from regulators that need to be followed up and require management's attention. At present, the Bank has carried out root cause analysis identification, which is used to determine follow-up actions in an effort to mitigate the recurrence of similar fines in the subsequent period.

CORPORATE GOVERNANCE ASSESSMENT

Assessment of Good Corporate Governance Factors The Second Semester of 2025		
	Rating	**Ratings Definition**
Individual	**2**	The Bank's management has implemented Good Corporate Governance in a manner that is generally considered GOOD. This is reflected in the adequate application of Good Corporate Governance principles. Any weaknesses identified in the implementation of Good Corporate Governance principles are generally not significant and can be addressed through normal corrective actions by the Bank's management.
Analysis		

Based on the results of the Self-Assessment on the aspects of Governance Structure, Governance Process, and Governance Outcome over the 17 (seventeen) Governance Implementation Assessment Factors for Semester II 2025, the Bank's Management has implemented GCG in a generally Good manner, as reflected in the following matters:

Factors	Assessment Factors	Implementation Results for 2nd Semester of 2025
1.	**Implementation of the duties and responsibilities of the Board of Directors**	a. All members of the Bank's Board of Directors have passed the fit and proper test conducted by OJK. The Bank has a Board of Directors whose number has met the minimum requirement based on the prevailing provisions. All members of the Board of Directors are domiciled in Indonesia and fulfill all requirements stipulated under the prevailing provisions, including those related to independence, integrity, competence, and good financial reputation to support the execution of their duties and responsibilities as Directors. b. None of the Directors violates the provisions on concurrent positions as stipulated in the regulations issued by the Regulator (in this case, the Financial Services Authority, Bank Indonesia, and other prevailing laws and regulations). c. None of the Directors has: (i) Share ownership in another company amounting to 25% (twenty-five percent) or more of the paid-up capital of that company. (ii) financial, management, ownership, and family relationships with fellow members of the Board of Directors, the Board of Commissioners, the DPS, and/or the Bank's Controlling Shareholders. d. The Board of Directors has established the Internal Audit Work Unit, Risk Management Work Unit, and Compliance Work Unit, and has followed up on the findings of the Bank's internal audit, external auditors, the results of OJK supervision, and/or other institutions. e. The Board of Directors has established the Rules of Procedure for the Board of Directors in accordance with the prevailing laws and regulations as well as governance best practices. f. The Board of Directors has determined strategic policies and decisions through Board of Directors Meetings effectively and efficiently, and every decision of the Board of Directors Meeting is set out in the Minutes of the Board of Directors Meeting. During Semester II of 2025, 29 (twenty-nine) Board of Directors meetings were held. g. None of the members of the Board of Directors has a family relationship up to the second degree with members of the DPS. The Board of Directors has implemented sharia governance through the adjustment of the Corporate Governance Policy in accordance with POJK No. 2 of 2024 concerning the Implementation of Sharia Governance for Islamic Commercial Banks and Sharia Business Units and through the establishment of the sharia compliance function work unit, sharia risk management function, and sharia internal audit function. h. h. The Board of Directors has managed the Bank based on prudential principles, sharia principles, governance principles, and sharia governance principles. Audit findings have been followed up, and other matters related to the governance process have been fulfilled and produced optimal results.

CORPORATE GOVERNANCE ASSESSMENT

Factors	Assessment Factors	Implementation Results for 2nd Semester of 2025
2.	**Implementation of the duties and responsibilities of the Board of Commissioners**	a. Effective members of the Board of Commissioners are domiciled in Indonesia and do not hold concurrent positions except for matters stipulated under the prevailing provisions, and do not have family relationships with fellow members of the Board of Commissioners and/or members of the Board of Directors. Members of the Board of Commissioners possess adequate integrity, competence, and financial reputation to support the execution of their duties and responsibilities, in addition to the ongoing efforts made in continuous learning. b. Effective members of the Board of Commissioners do not have financial, management, ownership, and family relationships with fellow members of the Board of Commissioners, the DPS, the Board of Directors, and/or the Bank's Controlling Shareholders. c. The Board of Commissioners has established Rules of Procedure for the Board of Commissioners in accordance with the prevailing laws and regulations as well as governance best practices. d. In the context of implementing sharia governance, the Board of Commissioners has held joint meetings with the DPS and the Board of Directors and has ensured that the Board of Directors follows up on recommendations resulting from DPS supervision. e. The execution of duties and responsibilities in the form of supervision, evaluation, and independence by the Board of Commissioners has been adequate, including ensuring the implementation of governance principles in every business activity of the Bank at all organizational levels or tiers, among others through meetings of the Board of Commissioners or meetings of the Board of Commissioners together with the Board of Directors or Directors on a regular basis to ensure that operational activities have been conducted properly and in accordance with governance principles. All meeting results are set out in meeting minutes and properly documented. During Semester II of 2025, the following meetings were held: Internal Board of Commissioners Meetings: 8 (eight) times Board of Commissioners Meetings with the Board of Directors: 5 (five) times Joint Meetings with the Board of Directors and the Sharia Supervisory Board: 4 (four) times
3.	**Implementation of the duties and responsibilities of the Sharia Supervisory Board**	a. The competence, reputation, and independence of the DPS are in accordance with the prevailing provisions so that it is able to carry out its duties and responsibilities properly. b. The appointment/replacement of DPS members as well as the execution of duties and responsibilities have been carried out properly in accordance with Governance principles and the prevailing provisions. c. During Semester II of 2025, the DPS held 14 (fourteen) DPS meetings and issued 32 (thirty-two) DPS Opinions.
4.	**Completeness and implementation of committee duties**	a. The Bank has established an Audit Committee, Risk Monitoring Committee, and Nomination & Remuneration Committee and has also established Charters/ guidelines for carrying out their duties and responsibilities. b. All Committees perform their duties independently and effectively through meetings held regularly involving relevant work units in order to obtain comprehensive input regarding operational activities. c. Members of the Board of Commissioners' committees from Independent Parties have carried out their duties, responsibilities, and authorities with integrity, upheld independence, demonstrated relevant competence, and maintained the Company's reputation. d. The Committees have carried out their functions in accordance with the prevailing provisions by regularly submitting reports or recommendations in accordance with their duties to the Board of Commissioners.

CORPORATE GOVERNANCE ASSESSMENT

Factors	Assessment Factors	Implementation Results for 2nd Semester of 2025
5.	**Handling of conflicts of interest**	a. The Bank already has internal provisions aimed at preventing transactions that may potentially involve conflicts of interest, including the Corporate Governance Policy of Bank Syariah Indonesia, the Anti-Fraud Policy of Bank Syariah Indonesia, and Human Capital Standard Operating Procedures (SOP). b. During Semester II of 2025, there were no conflict of interest transactions involving the Board of Directors, the Board of Commissioners, or the DPS, either directly or indirectly. c. c. The Bank's internal policy regarding conflicts of interest is able to prevent conflicts of interest from occurring so that no losses arise for the Bank.
6.	**Implementation of the compliance function**	a. The Compliance Director does not hold a concurrent position as President Director and does not oversee business and operational functions, treasury, finance and accounting, logistics and procurement of goods/services, or internal audit. The compliance work unit is independent from operational work units and reports directly to the Compliance Director. b. In order to ensure that every internal provision and product launched by the Bank is in accordance with the prevailing laws and regulations, every internal provision issued is first subjected to a compliance review. c. The Bank has established the Sharia Compliance Function under the member of the Board of Directors overseeing the compliance function. This function carries out monitoring, review, and control over the implementation of sharia principles in all business activities independently. In addition, this unit coordinates periodically with the Sharia Supervisory Board (DPS) to ensure the conformity of products, activities, and policies with the provisions of DSN-MUI fatwas. d. The Bank has submitted the principal report on the implementation of the duties of the Director overseeing the Compliance Function in a timely manner. The scope of the report on the implementation of the duties of the Director overseeing the Compliance Function is in accordance with regulatory provisions.
7.	**Implementation of the internal audit function**	a. The adequacy of the Governance structure aspect related to the implementation of the internal audit function has been adequate and is reflected as follows: 4. The Bank has established an Internal Audit Work Unit (SKAI) that reports directly to the President Director and is able to communicate directly with the Board of Commissioners and/or the Audit Committee. 5. The Bank also has an Internal Audit Charter as well as internal provisions related to Internal Audit, including the Internal Audit Policy of Bank Syariah Indonesia, the Internal Audit Control Standard Procedure, and the Online Monitoring Follow-Up List (DMTL) PTO. 6. The fulfillment and improvement of the quality of SKAI human resources continue to be carried out in coordination with the human resources work unit. b. The effectiveness of the governance process related to the implementation of the internal audit function has been adequate, as reflected in the following: 1. The Board of Directors together with SKAI seeks to ensure the implementation of internal control at every management level through the performance of examinations and actively encourages the completion of follow-up actions on SKAI examination results. 2. SKAI findings in the Audit Result Reports have received disposition and direction from the Board of Directors, and follow-up actions are monitored by SKAI and reported to the Board of Commissioners. 3. SKAI has carried out its supervisory function independently, with an adequate scope of duties and in accordance with the implementation plan and monitoring of audit results. c. The quality of the outcome of the implementation of the internal audit function has been adequate and has met stakeholders' expectations, as reflected in the reports submitted by SKAI to the Board of Commissioners through the Audit Committee on a regular basis, namely the realization of the audit plan; significant recommendations and findings; as well as the completion of follow-up actions on audit results and the dispositions of the Board of Directors. d. The Bank has established the Sharia Internal Audit Function within the SKAI work unit under the member of the Board of Directors and responsible for the effectiveness of the implementation of the sharia internal audit function. The sharia internal audit function is supported by an Executive Officer who reports directly to the member of the Board of Directors overseeing the internal audit function.

CORPORATE GOVERNANCE ASSESSMENT

Factors	Assessment Factors	Implementation Results for 2nd Semester of 2025
8.	**Implementation of the external audit function**	a. The Bank has carried out the external audit function by public accountants and/or public accounting firms. b. The audit carried out by the public accounting firm has been effective and has met the stipulated criteria. c. The appointment of the Public Accountant/Public Accounting Firm has been in accordance with the minimum requirements stipulated under the prevailing provisions. The audit was conducted by an independent Public Accountant/Public Accounting Firm. d. The quality and scope of the audit results of the Public Accountant/Public Accounting Firm are in accordance with the prevailing provisions.
9.	**Implementation of Risk Management, including the Internal Control System**	a. The Bank has an adequate organizational structure to support the implementation of risk management and sound internal control, including the Internal Audit Work Unit (SKAI), Risk Management Work Unit (SKMR), Compliance Work Unit, Risk Management Committee, Risk Monitoring Committee, and Audit Committee. b. The Bank has risk management policies and procedures covering all types of risk and these have been reviewed at least 1 (one) time in 1 (one) year, with the latest update made on July 21, 2025. c. The Board of Directors has ensured that all material risks and those that have an impact have been reported to the Board of Commissioners through regular reports and has ensured the implementation of corrective actions (action plan) on SKAI findings through the mechanism of follow-up on audit results, progress monitoring, and follow-up reporting in the Board of Directors forum and/or Audit Committee. d. The Bank has a sharia risk management function which is a separate work unit embedded across all functions in the Enterprise Risk Management Group (ERM) and reports to the Director of Risk Management. e. In order to support the APU PPT & PPPSPM program, the Bank has also carried out prevention and handling efforts so that the Bank's business activities are not used in activities related to criminal acts, among others through updating policies and procedures at least 1 (one) time in 1 (one) year, implementing the Individual Risk Assessment (IRA), APU PPT & PPPSPM refreshment training through the Essential Cinema program attended by Bank employees, and enhancement through the replacement of the BISA application system with the new New AML system through the implementation of a new AML system to support the screening process, risk rating, and transaction monitoring.
10.	**Provision of Remuneration**	a. The Bank has policies regarding remuneration for members of the Board of Directors, members of the Board of Commissioners, members of the DPS, and Bank employees as regulated in the Corporate Governance Policy and Human Capital SOP. b. The implementation and monitoring of the remuneration policy have been carried out by taking into account at least performance aspects, risk aspects, fairness with peer groups, the Bank's targets, and long-term strategy by applying prudential principles and risk management. The Bank's remuneration policy program also considers several conditions, including market position, internal equity, government regulations, and the Bank's stability and financial condition, etc. c. The Board of Commissioners has carried out supervision over the implementation of the remuneration policy and periodic evaluation of the remuneration policy through the Remuneration and Nomination Committee Meetings.
11.	**Provision of Funds to Related Parties and Large Exposures**	a. The Bank has written policies, systems, and procedures regarding the provision of funds to related parties and large exposures, including the monitoring and resolution of related issues. b. The Bank has periodically evaluated and updated its policies, systems, and procedures related to the Legal Lending Limit (BMPD), to align them with the prevailing provisions and laws and regulations, and has ensured that the provision of funds to related parties and large exposures has been in accordance with prudential principles. c. The Bank has periodically submitted reports on the Legal Lending Limit (BMPD) to the Financial Services Authority in a timely manner. The implementation of the Bank's provision of funds to related parties and/or large exposures has complied with the prevailing provisions regarding the Legal Lending Limit (BMPD) and has taken into account prudential principles and the prevailing laws and regulations, as well as capital capacity and diversification of the funding portfolio.

CORPORATE GOVERNANCE ASSESSMENT

Factors	Assessment Factors	Implementation Results for 2nd Semester of 2025
12.	**Integrity of Reporting and Information Technology Systems**	a. The Bank has policies and procedures related to the implementation of transparency of financial and non-financial conditions, including the implementation of an integrated financial reporting process through the Internal Control Over Financial Reporting (ICOFR) framework designed to ensure the validity, accuracy, and transparency of every financial information presented. b. The Bank's Internal Reporting System is able to provide data and information in a timely, accurate, complete, and reliable manner and effectively for management decision-making, supported by the Bank's Information Technology System related to adequate maintenance of assets and information. c. The Bank has implemented transparency of bank product information and the use of personal data through brochures, website, social media, call center services, branch office officers, chatbot, and e-channel services (BSI Net, BSIM, BYOND, ATM CRM), as well as periodic monitoring of the implementation of transparency of bank product information and the use of personal data through consumer protection self-assessment. d. The Bank has prepared the Governance Implementation Report at the end of each financial year with coverage in accordance with the prevailing provisions. The latest Governance Implementation Report, namely for the 2025 financial year, can be accessed on the Bank's official website.
13.	**The Bank's Strategic Plan**	a. The Bank has prepared the 2026–2030 Corporate Plan and the 2026–2028 Business Plan in accordance with the Bank's vision and mission, namely to become a Top 5 Global Islamic Bank by Market Capitalization by 2030. These documents have been submitted to OJK with a copy to the Board of Commissioners as part of compliance referring to POJK No. 16 of 2022 concerning Islamic Commercial Banks. b. The Bank also has a plan to address financial problems occurring in the Bank as set out in the recovery action plan that has obtained shareholder approval at the GMS. c. In preparing the Bank Business Plan (RBB), the Bank always considers the Bank's Vision & Mission, Bank Policy Direction, SWOT Analysis, Performance Evaluation at the time of book preparation, the Bank's Strategic Measures, the Bank's Short- and Medium-Term Targets, the Bank's Risk Management Policy and Compliance, and the Bank's Business Development Strategy. d. The 2025–2027 Revised Bank Business Plan (RBB) Document has taken into account the need for supporting infrastructure, including human resources, IT, office network, policies, and procedures.
14.	**Shareholder Aspects**	a. The Bank has policies regarding fair relations with all Shareholders and arrangements related to communication patterns with Shareholders as regulated in the Articles of Association and the Bank's internal policies. b. Share transactions conducted by the Board of Directors, the Board of Commissioners, the DPS, Committee Members, Executive Officers, and/or Bank employees have been carried out in accordance with the prevailing laws and regulations. Every change in share ownership by the Bank's Board of Directors and Board of Commissioners has been reported to OJK and published as stipulated in the prevailing provisions. In order to avoid Insider Trading activities, share transactions carried out by all employees have taken into account the Blackout Period set by the Bank. c. c. The Bank always takes into account external and internal aspects in determining the amount of dividend distribution to shareholders, and such amount is resolved at the Annual GMS in compliance with the provisions of BSI's Articles of Association and prevailing provisions.
15.	**Implementation of Anti-Fraud Strategy, including Anti-Bribery**	a. The Bank has an adequate organizational structure to support the Anti-Fraud Strategy in accordance with the prevailing provisions, through the establishment of a dedicated independent Anti-Fraud unit, implementation of the four pillars (prevention, detection, investigation, and monitoring), technological support, integration of risk management, and reporting mechanisms in accordance with OJK provisions. b. The Bank has also implemented an adequate Anti-Bribery Management System and has obtained ISO 37001:2016 Anti-Bribery Management System certification. c. The Board of Directors and the Board of Commissioners have carried out active supervision over the implementation of the Anti-Fraud Strategy through the establishment of policies, guidance, signing of integrity pacts, periodic evaluation of implementation, and corrective directions to maintain the effectiveness of fraud controls. d. The procurement process at the Bank has been carried out based on good governance principles with separation of functions and authorities to prevent conflicts of interest and minimize the risk of fraud.

Factors	Assessment Factors	Implementation Results for 2nd Semester of 2025
16.	**Implementation of Sustainable Finance, including the Implementation of Social and Environmental Responsibility**	a. The Bank has a Sustainable Finance Action Plan (RAKB) with coverage in accordance with the prevailing provisions and it has been submitted to OJK. b. The Bank has business and investment strategies that integrate environmental, social, and governance values. c. The Board of Directors, the Board of Commissioners, and work units within the Bank have roles and responsibilities for managing climate-related risks, whereby in 2024 the Bank carried out the 1st pilot project of Climate Risk Stress Testing (CRST) on 51.63% of its financing portfolio consisting of mandatory sectors from the regulator and other operational sectors. d. d. The Bank has identified, monitored, and managed climate-related financial risks that may affect financial conditions by identifying the resilience of the Bank's strategy and business model using Climate Risk Stress Testing (CRST) through the Risk Management Committee.
17.	**Implementation of Governance within KUB**	a. The Bank has implemented synergy within the Bank Business Group (KUB), supported by cooperation agreements set out in writing and in accordance with the prevailing laws and regulations. Such cooperation agreements have regulated the scope, implementation mechanisms, rights and obligations of the parties, as well as risk management in order to ensure the effectiveness of synergy and the implementation of integrated governance within the KUB. b. b. The Bank has written policies and procedures governing the coordination, supervision, and evaluation mechanisms for the implementation of Integrated Governance within the Bank Business Group to ensure effective, consistent, and aligned governance implementation with the prevailing provisions, as well as to support the strengthening of internal control, integrated risk management, and protection of stakeholder interests.

Considering the above conclusions, the strengths and weaknesses of GCG implementation at Bank Syariah Indonesia are as follows:

1. The Strength of CGC Implementation

a. Governance Structure

In general, the Bank has established a comprehensive governance structure and infrastructure that complies with applicable regulations. This framework supports the implementation of GCG principles across all work lines and operations, aiming to achieve outcomes that meet the expectations of the Bank's stakeholders.

b. Governance

Process In general, the implementation of GCG has been in accordance with applicable regulations, as reflected in the Bank's compliance with its obligations to regulators and the fulfillment of its responsibilities to all stakeholders.

c. Governance Outcome

The outcomes of GCG implementation at Bank Syariah Indonesia can be observed through the Bank's financial and non-financial achievements. Financially, this is reflected in the key financial performance indicators of the Bank as of December 2024 (unaudited), as presented in the following table:

CORPORATE GOVERNANCE ASSESSMENT

Pos	December (in billion)	Growth YoY (in billion)	Growth YoY %	Description
Company Profit	7,568	562	8.02%	BSI's performance in December 2024 improved on a YoY basis, including: 1. The Company's profit increased due to 3 (three) factors, as follows: a. Increased margin income b. Increased Fee Based Income c. Controlled increase in OHC 2. Assets increased due to 3 (three) factors, as follows: a. Increased Third-Party Funds (DPK) b. Increased Financing
Total Assets	456,193	47,579	11.64%	
OHC	13,572	1,908	16.36%	
Financing	318,844	40,363	14.49%	
Third-party funds	380,488	53,034	16.20%	
a. Giro	71,828	15,492	27.50%	
b. Savings	162,628	22,093	15.72%	
c. Deposit	146,033	15,449	11.83%	
CASA	61,62%	60,12%	1.50%	

On a non-financial basis during Semester II 2025, the Bank received a total of 58 (fifty-eight) awards, including:

1. The Best Digital Transformation in Human Capital Award (First Indonesia)
2. Best Contact Center in Asia Pacific (Contact Center World)
3. The Most Profitable Bank (Infobank)
4. The Excellent Performance Bank - KBMI 3 (Infobank)
5. Best Performance Bank - Sharia Category (Bisnis Indonesia)
6. Bullion Bank Strategy Innovation for Sustainable Growth (IDX Channel)
7. Best Contributing Bank in Intermediation Driving the Economy (Bank Indonesia)
8. Best Participant in BI-RTGS, BI-SSSS and BI-ETP Systems (Bank Indonesia)
9. The Best of Hajj Registration & AUM Contribution Bank 2025 - 1st Best (BPKH)
10. The Most Trusted Company (SWA).

2. Weaknesses in GCG Implementation

1. There were 3 (three) members of the Board of Commissioners appointed at the Annual GMS on 16 May 2025 who were still in the process of undergoing the fit and proper test by OJK, namely:

No	Name	Position
1	Meidy Ferdiansyah	Commissioner
2	Muhammad Syafii Antonio	Independent Commissioner
3	Addin Jauharudin	Independent Commissioner

2. The composition of effective Independent Commissioners has not yet met the minimum requirement of 50% of the total number of effective members of the Board of Commissioners (three Commissioners compared to two Independent Commissioners).
3. Based on the self-assessment results on governance process, there were still fund-raising and/or fund-disbursement activities that were not yet fully in accordance with Sharia principles, although all Bank products were in accordance with DSN-MUI Fatwas and DPS Opinions, and all related SOPs had been prepared through an adequate mechanism. Mapping of the root causes of non-conformity in the implementation of sharia principles in fund-raising and/or fund-disbursement activities was carried out, among others, through optimizing sharia compliance, sharia risk management, and sharia audit, where awareness and competency aspects, as the dominant issues, were followed up through the implementation of sharia collaborative forums, competency certification on sharia aspects for network employees, as well as literacy for the three pillars (risk – operational – business).
4. There were still fines from regulators that need to be followed up and require management's attention. At present, the Bank has carried out root cause analysis identification, which is used to determine follow-up actions in an effort to mitigate the recurrence of similar fines in the subsequent period.

ASSESSMENT OF GCG IMPLEMENTATION BY EXTERNAL PARTIES

Assessment of GCG Implementation by External Parties

Corporate Governance Perception Index (CGPI)

In 2025, BSI participated for the fifth time in the corporate governance assessment organized by Indonesia Independen Cipta Governansi (IICG), known as the Corporate Governance Perception Index (CGPI). CGPI is the first GCG research and ranking program in Indonesia aimed at assessing the quality of corporate governance in companies, including publicly listed companies (issuers), state-owned enterprises (SOE), banking institutions, and other private companies.

Through this program, IICG invites all parties in the government business ecosystem, business actors, the public, and supporting parties to work together in creating ethical, integrity-based, and dignified business practices. Participating companies are encouraged to improve their governance structures, systems, and processes, and to ensure that improvements in governance quality always go hand in hand with value creation for all stakeholders.

Thus, the CGPI program is expected to motivate the business world to implement the concept of Corporate Governance (CG) while also encouraging wider community participation so that they can work together to develop and implement GCG. In addition, the CGPI program aims to encourage companies to improve the quality of GCG through continuous improvement, so that the CGPI program can become a strategic tool for compiling databases, mapping CG conditions in Indonesia, and serving as a benchmark for GCG implementation in public, state-owned, and private companies in Indonesia.

The Company's participation can provide benefits in measuring and improving governance practices, as well as efforts to enhance the Company's overall reputation, create attractiveness for stakeholders, and support the potential for long-term success in the market.Additionally, CGPI participant companies can identify and address internal organizational factors that may not yet align with or support the implementation of GCG. This serves as a key consideration in improving corporate governance, encouraging all company members to apply GCG principles more effectively within their business scope. The CGPI results reflect the commitment of Indonesian companies to enhancing the quality of GCG principles implementation. Several benefits that can be obtained by companies participating in the CGPI include:



CORPORATE GOVERNANCE ASSESSMENT

Assessment Criteria

CGPI 2024, with the theme "Building Corporate Dynamic Capabilities within the Good Corporate Governance Framework," was assessed based on the fulfillment of assessment aspects and indicators, comprising 3 assessment aspects which were then detailed into 25 assessment indicators. The detailed explanation is as follows:

1. **Governance Structure Aspect**
   This aspect constitutes an assessment of the completeness of the Company's organs, structure, and governance infrastructure in building the Company's dynamic capabilities in accordance with principles, values, and compliance in order to create value and ensure sustainable growth in an ethical and dignified manner.

   In detail, this governance structure aspect consists of the following indicators:
   a. Shareholders & GMS
   b. Board of Commissioners
   c. Board of Directors
   d. Supporting Organs of the Board of Commissioners
   e. Complementary Organs of the Board of Directors
   f. Functional Management

2. **Governance Process Aspect**
   This aspect constitutes an assessment of governance mechanisms in building the Company's dynamic capabilities in accordance with principles, values, and compliance, in order to create value and ensure sustainable growth in an ethical and dignified manner. In detail, the governance process aspect consists of the following indicators:
   a. Governance Mechanism of Shareholders and the GMS
   b. Governance Mechanism of the Board of Commissioners and the Board of Directors
   c. Governance Mechanism of Organizational Behavior
   d. Governance Mechanism of Disclosure and Information Transparency
   e. Governance Mechanism of Risk
   f. Governance Mechanism of Compliance
   g. Governance Mechanism of Internal Control
   h. Governance Mechanism of Internal and External Supervision
   i. Governance Mechanism of Strategic Planning
   j. Governance Mechanism of Corporate Resources
   k. Governance Mechanism of Sustainable Development Goals
   l. Governance Mechanism of Creativity and Innovation
   m. Governance Mechanism of Building Corporate Dynamic Capabilities

3. **Governance Outcome Aspect**
   This aspect constitutes an assessment of the quality of outputs, achievements, impacts, and benefits that are effective and useful from the governance structure and process in building the Company's dynamic capabilities in accordance with principles, values, and compliance, creating value and ensuring sustainable growth in an ethical and dignified manner. In detail, the governance outcome aspect consists of the following indicators:
   a. Governance Outcomes of the Company's Organs
   b. Governance Outcomes of the Conformity of Organizational Behavior
   c. Governance Outcomes of Disclosure and Information Transparency
   d. Governance Outcomes of Risk, Compliance, Control, and Supervision
   e. Governance Outcomes of Sustainable Development Goals
   f. Governance Outcomes of Building Corporate Dynamic Capabilities.

Stages in the CGPI 2025 assessment

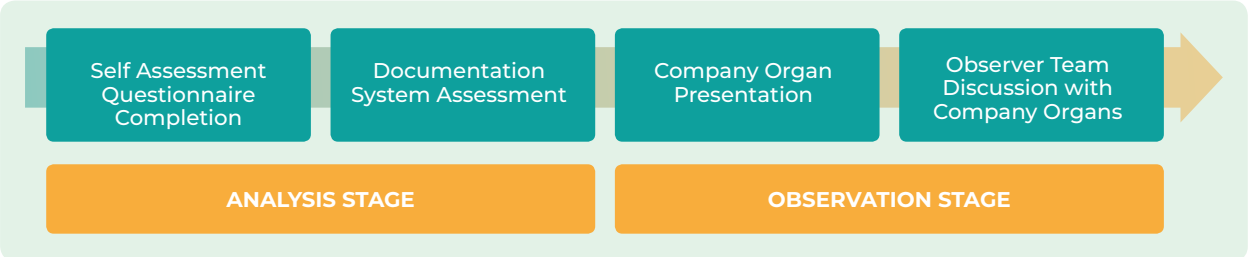

CORPORATE GOVERNANCE ASSESSMENT

Assessors

The party that carried out the CGPI assessment was the Indonesia Independen Cipta Governansi (IICG).

Assessment Score

92.25
(Highly Trusted)

PT Bank Syariah Indonesia Tbk, in the Corporate Governance Perception Index (CGPI) 2024 Research and Ranking Program for the 2023 assessment year, achieved a score of 91.80. Based on the 2023 CGPI ranking category, PT Bank Syariah Indonesia Tbk received the "Highly Trusted" rating.

Governance Structure (24.94) **Governance Process (33.69)** **Governance Outcome (33.62)**

The detailed scores for each assessment aspect in the CGPI 2025 for the 2024 assessment year achieved by PT Bank Syariah Indonesia Tbk.

Governance Structure Aspect	Governance Process Aspect	Governance Outcome Aspect
24,94 (out of a maximum 27,07) or achievement **92,12%**	**33,69** (out of a maximum 36,56) or achievement **91.32%**	**33,62** (out of a maximum 36,37) or achievement **92,45%**

The CGPI 2024 result obtained by PT Bank Syariah Indonesia Tbk with the predicate "Highly Trusted" illustrates that the Company's organs and all members of PT Bank Syariah Indonesia Tbk have demonstrated a high and consistent commitment in implementing the principles and system of good corporate governance (Good Corporate Governance/GCG) through the scope of compliance with prevailing rules, principles, and control systems; conformance with ethical values, applicable norms, and existing quality standards; as well as performance achievement. The CGPI 2024 result also illustrates that PT Bank Syariah Indonesia Tbk has built the Company's dynamic capabilities within the GCG framework through the development of the Company's abilities and competencies in responding to and navigating the complexity of change dynamics (VUCA, BANI, TUNA, FLUX) effectively, possessing an adaptive structure, agile processes, and outcomes that provide long-term value.

Recommendations and Follow-Up Actions

The recommendations provided by IICG include strengthening the governance structure, governance process, and governance outcome aspects, particularly in relation to optimizing the roles of the Company's organs, the effectiveness of governance mechanisms, as well as the consistency of implementing GCG principles and values across all lines. Although most indicators are already in the very good category, BSI sees that several areas still require strengthening, such as enhancing adaptive leadership competencies, developing a more agile organizational culture, and updating strategic policies so that they remain relevant to industry dynamics. The Company is also expected to strengthen control mechanisms, information transparency, integrated risk management, as well as the effectiveness of the whistleblowing system in order to maintain the Company's integrity and resilience in facing change.

In line with these recommendations, BSI reaffirms its commitment to continuously strengthening

CORPORATE GOVERNANCE ASSESSMENT

its governance system as the foundation of the Company's sustainability. Efforts to enhance dynamic capabilities, starting from the ability to detect opportunities and threats, capture strategic opportunities, to the ability to transform internal processes, will become development priorities at all levels of the organization. BSI believes that strong and competitive governance is not only a compliance tool, but also a key driver for ethical and dignified long-term growth. Accordingly, BSI will continue to follow up on every recommendation from IICG as part of its commitment to strengthening GCG practices, increasing value for stakeholders, and ensuring business sustainability amid increasingly complex environmental dynamics.

ASEAN Corporate Governance Scorecard (ACGS)

In order to continue the process of improving Governance as well as to demonstrate commitment and consistency in its implementation, Bank Syariah Indonesia aligns its Governance practices by adopting the principles developed by the Organization for Economic Cooperation and Development (OECD) and agreed upon by the ASEAN Capital Market Forum (ACMF), known as the ASEAN Corporate Governance (CG) Scorecard.

The ASEAN CG Scorecard is used to assess the Governance practices of public listed companies in ASEAN countries. The assessment is based on publicly available information, including the Annual Report, Audited Financial Statements, Sustainability Report, Notices and Invitations of the General Meeting of Shareholders, the Company's Website, as well as other public information.

Assessment Criteria

The components of the ASEAN CG Scorecard assessment are as follows:

a. Rights and Equitable Treatment of Shareholders
b. Sustainability and Resilience
c. Disclosure and Transparency
d. Responsibilities of the Board of Directors and the Board of Commissioners

Party Conducting the Assessment

The assessment is conducted by the ACMF through the Domestic Ranking Body (DRB) appointed by the regulator of each country as the representative in each participating country. The DRB conducts the assessment at the national scale, which is then subject to peer review by the DRB of other ASEAN member countries. Since 2016, OJK has appointed PT RSM Indonesia Konsultan (RSM) as the DRB to conduct the assessment in Indonesia.

Assessment Score

More than 80% of the governance practices implemented by BSI have adopted the principles set out in the ASEAN CG Scorecard. BSI has been assessed as being able to exceed compliance with the minimum requirements of international standards and governance practices that are far above the average implementation of issuers or public companies (Tbk) included in the 100 largest market capitalizations on the stock exchange (Big Cap).

Recommendations and Follow-Up Actions

BSI continuously strives to make improvements, including in best practices for governance. Therefore, several recommendations resulting from the assessment by external parties continue to be followed up on an ongoing basis. For BSI, this certainly represents a form of commitment shared by management and employees in making improvements to the implementation of governance practices going forward, particularly for several assessment indicators that still require refinement. BSI believes that minimizing the gap between governance practices and the standard principles set out in the ASEAN CG Scorecard will have an impact on BSI's long-term existence.

CORPORATE GOVERNANCE STRUCTURE AND MECHANISM

Corporate Organ Structure

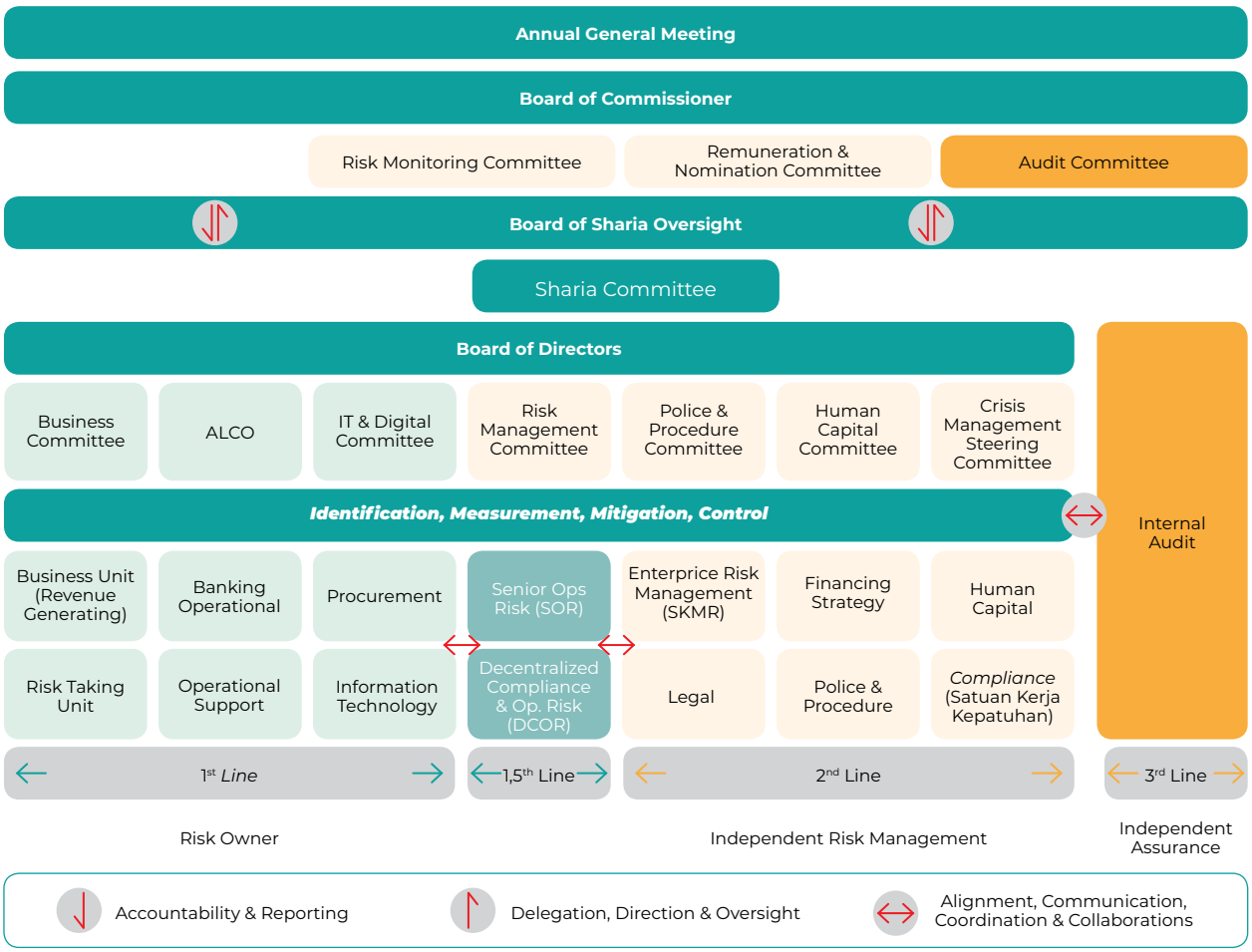

BSI strengthens its governance structure by optimising the complementary roles of all governance organs to establish an effective control environment and safeguard the integrity of information used for reporting and decision-making. Through this integrated approach, the Bank reinforces the three lines model as a robust defence mechanism, supporting sound risk management, accountability, and oversight. This structure enables BSI to pursue healthy and sustainable growth while achieving its strategic objectives without compromising the interests of stakeholders.

The BSI GCG structure is broadly divided into main and supporting bodies, each of which is supported by policies and procedures. More specifically, the Bank's governance organizational structure includes:

1. General Meeting of Shareholders (GMS);
2. Board of Commissioners;
3. Sharia Supervisory Board;
4. Board of Directors;
5. Committees under the Board of Commissioners;
6. Sharia Committee
7. Committees under the Board of Directors.

Governance Structure

To continuously enhance the quality and scope of sustainable governance, BSI has formulated and implemented a governance structure to regulate relationships among governance organs within the Bank. This structure ensures that the roles, responsibilities, and authorities of each organ are clearly defined and exercised in accordance with prevailing regulations, GCG principles, sound business ethics, and recognised best practices. The governance soft structure reflects

CORPORATE GOVERNANCE STRUCTURE AND MECHANISM

the internalisation of GCG into BSI's business processes, serving as a complementary element that strengthens and refines the Bank's overall GCG infrastructure.

BSI Governance Structure is used as a framework and governance in the preparation of policies and implementation of Bank activities, including:

1. The Bank's Articles of Association, which have been amended several times, most recently amended based on the Deed of the General Meeting of Shareholders (GMS) Decision No. 37 dated May 17, 2024, drawn up by Ashoya Ratam, S.H., M.Kn., Notary in South Jakarta, and approved by the Ministry of Law and Human Rights of the Republic of Indonesia, No. AHU-0035266.AH.01.02.Year 2024.
2. Rules of Procedure of the Board of Commissioners as ratified in the decision of the Board of Commissioners Number: KEP. KOM/001/2021 dated February 1, 2021.
3. Rules of Procedure of the Board of Directors as ratified in the decision of the Board of Directors No.01/006-KEP/DIR dated February 1, 2021.
4. Guidelines and Rules of Work (Charter) of the Audit Committee of PT Bank Syariah Indonesia Tbk No.04/KEP- KOM/002/2024, ratified by the Board of Commissioners on July 1, 2024.
5. Guidelines and Rules (Charter) of the Risk Monitoring Committee of PT Bank Syariah Indonesia Tbk No.04/KEP- KOM/001/2024, ratified by the Board of Commissioners on July 1, 2024.
6. Guidelines and Rules of Work (Charter) of the Nomination and Remuneration Committee, ratified in the Joint Decree (SKB) of the Board of Directors and the Board of Commissioners of PT Bank Syariah Indonesia Tbk No.01/001-SKB/Dirkom dated February 01, 2021 regarding the Establishment of the Guidelines and Rules of Work (Charter) of the Nomination and Remuneration Committee of PT Bank Syariah Indonesia Tbk.
7. Code of Ethics (Code of Conduct) of PT Bank Syariah Indonesia Tbk.
8. Internal Audit Charter of PT Bank Syariah Indonesia Tbk, ratified by the President Commissioner and President Director of PT Bank Syariah Indonesia Tbk on September 27, 2022.
9. Corporate Governance Policy of PT Bank Syariah Indonesia Tbk.
10. Anti-Fraud Policy of PT Bank Syariah Indonesia Tbk.
11. Risk Management Policy of PT Bank Syariah Indonesia Tbk.
12. Policy on the Supplier/Vendor Selection Process for Goods and Services Providers of PT Bank Syariah Indonesia Tbk.
13. Operational Technical Guidelines for the Whistleblowing System (WBS) of PT Bank Syariah Indonesia Tbk.
14. Fund and Services Policy of PT Bank Syariah Indonesia Tbk.
15. Anti-Bribery Commitment of PT Bank Syariah Indonesia Tbk, aligned with the Anti-Bribery Management System Standard (ISO 37001:2016).

CORPORATE GOVERNANCE MECHANISM

Shareholders

Shareholders are individuals or legal entities that legally own shares of the Bank. The Company's shares are registered shares issued in the name of the owner recorded in the Company's Shareholders Register, consisting of:

1. Series A Dwiwarna Shares, which are special shares that may only be owned by the Republic of Indonesia;
2. Series B Shares, which are ordinary shares that can be owned by the Republic of Indonesia and/or the public.

Shareholders' Rights

General Shareholders' Rights

Series A Dual-color Shareholders and Series B Shareholders have the same rights, namely, each share grants 1 (one) voting right. Unless otherwise specified in the Company's Articles of Association, both Series A Dual-color shareholders and Series B shareholders have the same rights outside of the Special Rights of Series A Dual-color Shares, including the following:

1. Rights related to the GMS:
   a. Requesting the convening of a GMS by 1 (one) or more shareholders representing at least 1/10 (one-tenth) of the total number of shares with voting rights.
   b. Proposing agenda items for the GMS by 1 (one) or more shareholders representing at least 1/20 (one-twentieth) of the total number of shares with voting rights.

CORPORATE GOVERNANCE STRUCTURE AND MECHANISM

c. Approving matters in the GMS, including:
   - Appointment and dismissal of members of the Board of Commissioners, Board of Directors, and Sharia Supervisory Board of the Bank.
   - Approving proposals for changes to the Bank's Articles of Association while considering the quorum requirements for decisions.
   - Approving the annual performance reports of the Bank's Directors and the supervision reports of the Bank's Board of Commissioners.
   - Approving the remuneration of the Bank's Board of Commissioners, Board of Directors, and Sharia Supervisory Board.
   - Approving proposals for the allocation of the Bank's profits, including dividend distributions.

d. Shareholders, either individually represented by proxy, have the right to attend the GMS and use their voting rights at the GMS in proportion to the number of shares they own.
e. Obtaining the publication of GMS materials, no later than 21 (twenty-one) days before the GMS is held.
f. Receiving explanations procedures before the GMS begins.
g. The opportunity to ask questions or express relevant opinions on each agenda item discussed at the GMS.

2. Other Rights:
   a. Receiving dividends and the remaining assets from liquidation in accordance with applicable regulations.
   b. Transferring share rights according to applicable regulations and the Articles of Association.
   c. The opportunity to participate in the Company's capital increase according to applicable regulations.
   d. Receiving Company information that is required to be disclosed and/or announced to the public by laws and regulations.
   e. Receiving equal treatment from BSI.
   f. Exercising other rights and/or authorities based on the BSI's Articles of Association and applicable laws and regulations.

Special Rights of Series A Dual-color Shares

Series A Dual-color Shareholders have special rights that are exclusive and only held by the Republic of Indonesia, namely:

1. The right to approve matters in the GMS as follows:
   a. Changes to the Company's Articles of Association;
   b. Changes to capital;
   c. Mergers, consolidations, separations; and
   d. Dissolution and takeover of the Company by another company.
2. The right to establish the Company's strategic guidelines organically and non-organically.
3. Propose the convening of GMS and its agenda items.
4. Requesting and accessing Company data.

Shareholder Aspect

Shareholders play an important role in supporting BSI's sound business activities and maintaining the sustainability of the Bank's operations. This role is reflected through their commitment to strengthening the capital structure, including approval of capital planning to support business continuity, as well as the prudent management of capital and liquidity risks. Shareholders exercise their responsibilities in accordance with prevailing regulations, ensuring that strategic support is aligned with the Bank's prudential principles and long-term objectives.

In implementing good corporate governance, shareholders respect the independence of BSI's governance and management structures by refraining from intervention in strategic and operational decision-making. Shareholders do not seek personal or group benefits, avoid conflicts of interest, and uphold transparent and fair processes in matters such as appointments and changes to the Board of Commissioners, Board of Directors, and Sharia Supervisory Board. BSI also upholds shareholder rights, including minority shareholder protection, through transparent disclosure of financial information, fair treatment in corporate actions, voting rights in the General Meeting of Shareholders, and dividend distribution in accordance with regulatory provisions and decisions of the GMS, under the oversight of the OJK.

GENERAL MEETING OF SHAREHOLDERS

The General Meeting of Shareholders (GMS) is the highest governance organ of BSI, holding authorities that are not delegated to the Board of Commissioners or the Board of Directors in accordance with prevailing laws and regulations. Through the GMS, shareholders exercise their rights to make strategic decisions, including approval of annual reports, appointment and dismissal of members of the Board of Commissioners, Board of Directors, and Sharia Supervisory Board, determination of dividend policy, and approval of other material corporate actions. The GMS serves as a key forum to ensure accountability, transparency, and alignment between shareholder interests and the Bank's long-term strategy and sustainability objectives.

GMS Establishing Process

The GMS consists of the Annual GMS (AGMS) and the Extraordinary GMS (EGMS). The AGMS is convened annually no later than 6 (six) months after the end of the financial year, in accordance with prevailing regulations. Meanwhile, the EGMS may be convened at any time as required to address specific matters in the best interests of the Company.

GMS Venue

1. The GMS must be held within the territory of the Republic of Indonesia.
2. The Company is required to determine the venue and timing of the GMS.
3. The venue of the GMS must be held at:
   a. The Company's domicile.
   b. The location where the Company conducts its principal business activities.
   c. The provincial capital of the province where the Company's domicile or principal business activities are located.
   d. The province where the Stock Exchange on which the Company's shares are listed is located

GMS Notification

1. The Company must first submit notification of the meeting agenda to the OJK no later than 5 (five) working days before the announcement of the GMS, excluding the date of the GMS announcement.
2. The meeting agenda must be disclosed clearly and in detail.
3. In case any change in the meeting agenda occurs, the Company must submit the change in the agenda to the OJK no later than the time of the GMS invitation.

GMS Announcement

1. The Company must announce the GMS to shareholders no later than 14 (fourteen) calendar days before the invitation to the GMS, excluding the announcement and the invitation dates.
2. The announcement of the GMS must contain at least:
   a. Provisions regarding shareholders entitled to attend the GMS.
   b. Provisions regarding shareholders entitled to propose agenda items for the meeting.
   c. The date of the GMS.
   d. The date of the GMS notice of meeting.
   e. Information stating that the Company is convening the GMS at the request of shareholders or the Board of Commissioners, if the GMS is held upon such request.
3. The announcement of the GMS to shareholders must at least be made through the e-GMS provider's website, the stock exchange's website, and the Company's website, in both Indonesian and English.

GMS Agenda Proposal

GMS agenda proposals may be submitted with the following provisions:

1. Shareholders may submit proposed agenda in writing to the Board of Directors no later than 7 (seven) calendar days prior to the date of the GMS invitations.
2. Shareholders eligible to propose agenda items are as follows:
   a. Series A Dwiwarna shareholders.
   b. 1 (one) or more shareholders representing 1/20 (one twentieth) or more of the total shares with voting rights

GMS Invitations

1. The Company must issue invittations to shareholders no later than 21 (twenty-one) calendar days prior to the GMS date, excluding the invittations and GMS dates.
2. GMS invitations to shareholders are at least made through the website of the e-GMS provider, the website of the stock exchange and the Company's website in Bahasa Indonesia and English versions.

IMPLEMENTATION OF GMS IN 2025

The Company held GMS, namely: 1 (one) Annual GMS (AGMS) which was held on May 16, 2025.

The Company held the 2025 AGMS for 2024 fiscal year with shareholders attending both physically and electronically.

For shareholders attending electronically, the Company provides electronic facilities through the e-RUPS provider, the KSEI Electronic General Meeting System (eASY.KSEI) at the link https://akses.ksei.co.id/, thereby ensuring that shareholders attending online have the same rights to exercise their voting rights.

Implementation Process

Annual GMS for Fiscal Year 2024

Date and Time	Friday, May 16, 2025 15.07 – 16.54 WIB
Location	Aryanusa Ballroom Menara Danareksa 2nd floor, Jalan Medan Merdeka Selatan No.14, Jakarta Pusat
Quorum	The meeting was attended by 43,727,328,093 shares with valid voting rights or 94.7930402% of all shares with valid voting rights issued by the Company.
Meetings Chairman	Muliaman D. Hadad
Attendance of BOD, BOC, and Sharia Supervisory Board	**BOARD OF DIRECTORS** Acting President Director: Bob Tyasika Ananta Director of Compliance & Human Capital: Tribuana Tunggadewi Director of Sales & Distribution: Anton Sukarna Director of Finance & Strategy: Ade Cahyo Nugroho Director of Wholesale Transaction Banking: Zaidan Novari Director of Risk Management: Grandhis Helmi Harumansyah Director of Retail Banking: Harry Gusti Utama **BOARD OF COMMISSIONERS** President Commissioner, concurrently Independent Commissioner: Muliaman D. Hadad Vice President Commissioner, concurrently Independent Commissioner: Adiwarman Azwar Karim Independent Commissioner: Komaruddin Hidayat Independent Commissioner: Mohamad Nasir Independent Commissioner: Felicitas Tallulembang Commissioner: Suyanto Commissioner: Masduki Baidlowi Commissioner: Abu Rokhmad Commissioner: Fauzi Commissioner: Nazaruddin

GENERAL MEETING OF SHAREHOLDERS

	SHARIA SUPERVISORY BOARD Chairman: Prof. Dr. K.H. Hasanudin, M.Ag Member: Dr.K.H. Mohamad Hidayat, MBA, MH. Member: Dr. H. Oni Sahroni, MA Member: Prof. Dr. Jaih Mubarok, SE., M.H., M.Ag. Member: Dr. KH. Abdul Ghofur Maimoen, M.A.
Number of Shareholders who ask questions and/ or gave opinions at the Meetings	In the Meeting, Shareholders and/or their proxies were given the opportunity to ask questions and/or provide opinions related to the agenda of the Meeting. In the First to Eighth Agenda, there were no questions and/or opinions from Shareholders.
Decision-making mechanism during the Meetings	Decision-making in the Meeting is carried out by deliberation to reach consensus through a voting mechanism. For the Fifth Meeting agenda, no decision was taken because it was only a report.
Independent parties to carry out quorum calculations and Meetings' resolution votes	The vote counting for the basis of the Meeting's decision-making was carried out by PT Datindo Entrycom as the Company's Securities Administration Bureau and its validation was carried out by Ashoya Ratam, SH., M.Kn., Notary in South Jakarta Administrative City.

Implementation Stages

Activity	Date of Activity	Description
Notification of the Agenda of Meetings to OJK	March 24, 2025	Notification of the agenda of the Meetings to the OJK was carried out 5 (five) working days before the announcement of the Meetings, without taking into account to the date of Announcement of the Meetings.
Meetings Announcement	April 9, 2025	1. Announcement of Meetings was conducted 14 days before the Invitation to the Meetings, without taking into account to the date of Announcement and the date of Invitation. 2. Announced on: a. Website of the eASY.KSEI (Indonesian and English); b. Indonesian Stock Exchange ("IDX") and the Company's website (Indonesian and English) 3. Proof of Announcement was submitted to OJK and IDX on the same day (e-reporting via IDX-net).
Recording Date of Shareholders List Entitled to Attend the Meetings	April 23, 2025	1 (one) working day before the Invitation of the Meetings.
Meetings Invitation and Explanation of Meetings Agenda	April 24, 2025	1. Invitation to attend the Meetings was delivered 21 days before the Meetings, without taking into account to the date of Invitation and the date of the Meetings. 2. Announced on: a. Website of the eASY.KSEI (Indonesian and English); b. IDX and the Company's website (Indonesian and English) 3. Proof of Invitation was submitted to OJK and IDX on the same day (e-reporting via IDX-net).
Meetings Implementation	May 16, 2025	The Meetings was held in a physical and electronic through video conference of GMS Display (including participants, who were not able to physically attend the Meetings), thus all participants could see, hear, and participate during the Meetings.

GENERAL MEETING OF SHAREHOLDERS

Activity	Date of Activity	Description
Summary of Minutes of Meetings	May 20, 2025	1. Summary of Minutes of Meetings was carried out within 1 (one) working days after the Meetings. 2. Announced on: a. Website of the eASY.KSEI (Indonesian and English); b. IDX and the Company's website (Indonesian and English) 3. Proof of Announcement was submitted to OJK and IDX on the same day (e-reporting via IDX-net)
Minutes of Meetings	June 13, 2025	The minutes of the meeting must be submitted to the Financial Services Authority no later than 30 (thirty) days after the GMS is held.

Annual GMS Resolution for Year 2025

First Meeting Agenda				
Mata Acara Meeting Agenda	Approval of the Annual Report and the Supervisory Duties Report of the Board of Commissioners and Ratification of the Company's Financial Report for the financial year ending on December 31st 2024, including granting full release and discharge (volledig acquit et de charge) to all members of the Board of Directors and members of the Board of Commissioners of the Company in connection with the management and supervision of the Company that has been carried out during the financial year ending on December 31, 2024, as long as these activities are reflected in the Annual Report.			
Number of Shareholders who ask questions and/or gave opinions at the Meeting	There were no shareholders who were asking questions and/or gave their opinions at the Meeting (none).			
Voting Results	**Affirmative (including one Dwiwarna A series share)**	**Abstained**	**Dissenting**	**Results**
	43.549.016.852 votes or 99,5922201% of all shares with voting rights present at the Meeting.	171.349.553 votes or 0,3918592% of all shares with voting rights present at the Meeting.	6.961.688 votes or 0,0159207% of all shares with voting rights present at the Meeting.	43.720.366.405 votes or 99,9840793% of all shares with voting rights present at the Meeting.
	In accordance with the Company's Articles of Association and POJK 15/2020, an Abstain vote is deemed to have cast the same vote as the majority vote of the shareholders who cast the vote.			
The Resolution of the First Meeting Agenda	1. Approved the Company's Annual Report including the Company's Board of Commissioners' Supervisory Duties Report for the financial year ending on December 31, 2024 and ratify the Company's Financial Statements for the financial year ending on December 31, 2024 which have been audited by Public Accounting Firm Rintis, Jumadi, Rianto & Rekan which was previously known as Public Accounting Firm Tanudiredja, Wibisana, Rintis & Rekan (a member firm of the PricewaterhouseCoopers Global network), in accordance with its report No. 00019/2.1457/AU.1/07/0229-1/1/II/2025 dated February 4, 2025, with a fair opinion in all material respects. 2. With the approval of the Company's Annual Report, including the Company's Board of Commissioners' Supervisory Report for the financial year ending on December 31, 2024 and the ratification of the Company's Financial Report for the financial year ending on December 31, 2024, the General Meeting of Shareholders grants full release and discharge (volledig acquit et de charge) to all members of the Board of Directors for their management of the Company and to the Board of Commissioners for their supervision of the Company that has been carried out during the financial year ending on December 31, 2024, to the extent that such actions do not constitute a criminal act and are reflected in the reports mentioned above.			
Realization	Has been realized.			

GENERAL MEETING OF SHAREHOLDERS

<table>
<tr><th colspan="5">Second Meeting Agenda</th></tr>
<tr><td>Meeting Agenda</td><td colspan="4">Approval of the use of the Company's net profit for the financial year ending December 31, 2024.</td></tr>
<tr><td>Number of Shareholders who ask questions and/or gave opinions at the Meeting</td><td colspan="4">There were no shareholders who were asking questions and/or gave their opinions at the Meeting (none).</td></tr>
<tr><td rowspan="3">Voting Results</td><td>Affirmative (including one Dwiwarna A series share)</td><td>Abstained</td><td>Dissenting</td><td>Results</td></tr>
<tr><td>43,556,184,234 votes or 99.6086112% of all shares with voting rights present at the Meeting.</td><td>171,143,859 votes or 0.3913888% of all shares with voting rights present at the Meeting.</td><td>0 votes or 0% of all shares with voting rights present at the Meeting.</td><td>43,727,328,093 votes or 100% of all shares with voting rights present at the Meeting.</td></tr>
<tr><td colspan="4">In accordance with the Company's Articles of Association and POJK 15/2020, an Abstain vote is deemed to have cast the same vote as the majority vote of the shareholders who cast the vote.</td></tr>
<tr><td>The Resolution of the Second Meeting Agenda</td><td colspan="4">Approved the use of the Company's Net Profit for the 2024 financial year amounting to Rp7,005,888,311,206.00- (seven trillion five billion eight hundred eighty eight million three hundred eleven thousand two hundred and six rupiah), as follows:
1. 20% (twenty percent) of the Company's Net Profit or Rp1,401,177,662,241.00,- (one trillion four hundred and one billion one hundred and seventy-seven million six hundred and sixty-two thousand two hundred and forty-one rupiah) is set aside as the Company's mandatory reserves.
2. 15% (fifteen percent) of the Company's Net Profit or Rp1,050,883,246,681.00,- (one trillion fifty billion eight hundred eighty three million two hundred forty six thousand six hundred eighty one rupiah) is determined as Dividends, or Rp22.781273 (twenty two point seven eight one two seven three rupiah) per share is determined as Cash Dividends. Payment is carried out with the following provisions:
a. Dividends for the 2024 Financial Year will be paid proportionally to each Shareholder whose name is recorded in the Shareholder Register on the recording date.
b. The Board of Directors is given authority and power with the right of substitution to carry out:
i. Determination of the schedule and procedures for distribution relating to the payment of Dividends for the 2024 Financial Year in accordance with applicable provisions.
ii. Dividend tax deductions according to applicable tax regulations.
iii. Other technical matters in accordance with applicable provisions.
3. As much as 65% (sixty five percent) or an amount of Rp4,553,827,402,284.00 (four trillion five hundred fifty three billion eight hundred twenty seven million four hundred two thousand two hundred and eighty four rupiah), is used as retained earnings balance.</td></tr>
<tr><td>Realization</td><td colspan="4">Has been realized.</td></tr>
<tr><th colspan="5">Third Meeting Agenda</th></tr>
<tr><td>Meeting Agenda</td><td colspan="4">Approval of the appointment of a Public Accounting Firm and Public Accountant to audit the Company's Financial Statements for the financial year ending on December 31st, 2025 and determination of the fees/honorarium.</td></tr>
<tr><td>Number of Shareholders who ask questions and/or gave opinions at the Meeting</td><td colspan="4">There were no shareholders who were asking questions and/or gave their opinions at the Meeting (none).</td></tr>
</table>

GENERAL MEETING OF SHAREHOLDERS

Voting Results	**Affirmative (including one Dwiwarna A series share)**	**Abstained**	**Dissenting**	**Results**
	43.552,288,841 votes or 99.5997028% of all shares with voting rights present at the Meeting.	171,144,359 votes or 0.3913899% of all shares with voting rights present at the Meeting	3,894,893 votes or 0.0089072% of all shares with voting rights present at the Meeting	43,723,433,200 votes or 99.9910928% of all shares with voting rights present at the Meeting.
	In accordance with the Company's Articles of Association and POJK 15/2020, an Abstain vote is deemed to have cast the same vote as the majority vote of the shareholders who cast the vote.			
The Resolution of the Third Meeting Agenda	1. Approved the appointment of Public Accounting Firm Purwanto Susanti and Surja (member firm of Ernst & Young Global Limited) and Public Accountant Yovita to audit the Company's Financial Statements and other reports for the 2025 Financial Year. 2. Approved the granting of authority and power to the Company's Board of Commissioners to carry out: a. Appointment of a Public Accounting Firm and/or Public Accountant to conduct an audit of the Company's Financial Statements for other periods in the 2025 Financial Year for the purposes and interests of the Company; and b. Determination of audit service fees and other requirements for the Public Accounting Firm and/or Public Accountant referred to in number 1 and 2 letter a above, as well as the appointment of a Replacement Public Accounting Firm and/or Public Accountant in the event that the Public Accounting Firm of Purwanto Susanti and Surja (a member firm of Ernst & Young Global Limited) and/or Public Accountant Yovita, for any reason, is unable to complete the provision of audit services for the Company's Financial Statements for the 2025 Financial Year and/or other reports in the 2025 Financial Year, including the determination of audit service fees and other requirements for the Replacement Public Accounting Firm and/or Public Accountant.			
Realization	Has been realized.			

Fourth Meeting Agenda				
Meeting Agenda	Determination of bonuses for members of the Company's Board of Directors and Board of Commissioners, as well as bonuses for members of the Company's Sharia Supervisory Board for the financial year ending on December 31st, 2024, and determination of salaries for members of the Board of Directors and honorariums for members of the Board of Commissioners and Sharia Supervisory Board, including the provision of facilities, benefits and/or other allowances for the financial year 2025.			
Number of Shareholders who ask questions and/or gave opinions at the Meeting	There were no shareholders who were asking questions and/or gave their opinions at the Meeting (none).			
Voting Results	**Affirmative (including one Dwiwarna A series share)**	**Abstained**	**Dissenting**	**Results**
	43,103,881,375 votes or 98.5742401% of all shares with voting rights present at the Meeting.	171,150,059 votes or 0.3914030% of all shares with voting rights present at the Meeting.	452,296,659 votes or 1.0343570% of all shares with voting rights present at the Meeting.	43,275,031,434 votes or 98.9656430% of all shares with voting rights present at the Meeting.
	In accordance with the Company's Articles of Association and POJK 15/2020, an Abstain vote is deemed to have cast the same vote as the majority vote of the shareholders who cast the vote.			

GENERAL MEETING OF SHAREHOLDERS

The Resolution of the Fourth Meeting Agenda	1. Granted authority and power to PT Bank Mandiri (Persero), Tbk. as the Company's Largest Series B Shareholder by first consulting with the Series A Dwiwarna Shareholder to determine the Members of the Company's Board of Directors and Board of Commissioners: a. Tantiem for performance in the 2024 Financial Year and/or Long-Term Incentive for the 2025-2027 Period, in accordance with applicable provisions; b. Salary/honorarium, allowances, and facilities for the 2025 financial year. 2. Granted authority and power to the Company's Board of Commissioners by first obtaining written approval from PT Bank Mandiri (Persero), Tbk. as the Company's Most Series B Shareholder after consulting with the Series A Dwiwarna Shareholder to determine the Members of the Company's Sharia Supervisory Board: a. Bonus for performance in the 2024 Financial Year; and b. Remuneration for the 2025 Financial Year in the context of supervising the Company's business activities based on sharia principles.
Realization	Has been realized.

Fifth Meeting Agenda	
Meeting Agenda	Report on the Realization of the Use of Proceeds from the Continuous Public Offering of Sukuk Mudharabah Based on Sustainable Sustainability I Bank BSI Phase I 2024.
Number of Shareholders who ask questions and/ or gave opinions at the Meeting	There were no shareholders who were asking questions and/or gave their opinions at the Meeting (none).
Voting Results	Report on the Realization of the Use of Proceeds from the Continuous Public Offering of Sukuk Mudharabah Based on Sustainable Sustainability I Bank BSI Phase I 2024.
The Resolution of the Fifth Meeting Agenda	
Realization	Has been realized.

Sixth Meeting Agenda				
Meeting Agenda	Approval of the Company's Recovery Action Plan Update.			
Number of Shareholders who ask questions and/or gave opinions at the Meeting	There were no shareholders who were asking questions and/or gave their opinions at the Meeting (none).			
Voting Results	**Affirmative (including one Dwiwarna A series share)**	**Abstained**	**Dissenting**	**Results**
	43,556,183,834 votes or 99.6086103% of all shares with voting rights present at the Meeting.	171,144,259 votes or 0.3913897% of all shares with voting rights present at the Meeting.	0 votes or 0% of all shares with voting rights present at the Meeting.	43,727,328,093 votes or 100% of all shares with voting rights present at the Meeting.
	In accordance with the Company's Articles of Association and POJK 15/2020, an Abstain vote is deemed to have cast the same vote as the majority vote of the shareholders who cast the vote.			
The Resolution of the Sixth Meeting Agenda	1. Approved the Update of the Recovery Action Plan in accordance with OJK Regulation Number 5 of 2024 concerning Determination of Supervision Status and Handling of General Bank Problems as submitted by the Company to OJK. 2. In relation to decision point 1, the Board of Commissioners and Board of Directors must take any and all actions necessary in connection with the implementation of the Company's Recovery Action Plan, in accordance with their authority.			
Realization	Has been realized.			

GENERAL MEETING OF SHAREHOLDERS

Seventh Meeting Agenda				
Meeting Agenda	Determination of the Ceiling (Limit) for Write-Off of Bad Debts that Have Been Written Off.			
Number of Shareholders who ask questions and/or gave opinions at the Meeting	There were no shareholders who were asking questions and/or gave their opinions at the Meeting (none).			
Voting Results	**Affirmative (including one Series A Dwiwarna share)**	**Abstained**	**Dissenting**	**Results**
	41,997,944,753 votes or 96.0450743% of all shares with voting rights present at the Meeting.	1,729,383,340 votes or 3.9549257% of all shares with voting rights present at the Meeting.	0 votes or 0% of all shares with voting rights present at the Meeting.	43,727,328,093 votes or 100% of all shares with voting rights present at the Meeting.
	In accordance with the Company's Articles of Association and POJK 15/2020, an Abstain vote is deemed to have cast the same vote as the majority vote of the shareholders who cast the vote.			
The Resolution of the Seventh Meeting Agenda	Approved the ceiling (limit) for writing off the Company's principal bad debts of Rp215,000,000,000.00 (two hundred and fifteen billion rupiah) with the following provisions: 1. The principal receivables that are not in good standing have been written off, both before and after the decision of this GMS. 2. The ceiling (limit) for write-offs will remain in effect until a new ceiling (limit) is determined by the GMS. 3. Write-offs are carried out based on the Company's Articles of Association, the implementation of which is in accordance with the Policies and Procedures applicable in the Company, taking into account the provisions of laws and regulations.			
Realization	Has been realized.			

Eighth Meeting Agenda				
Meeting Agenda	Approval of Changes in the Management of the Company.			
Number of Shareholders who ask questions and/or gave opinions at the Meeting	There were no shareholders who were asking questions and/or gave their opinions at the Meeting (none).			
Voting Results	**Affirmative (including one Series A Dwiwarna share)**	**Abstained**	**Dissenting**	**Results**
	41,987,484,290 votes or 96.0211523% of all shares with voting rights present at the Meeting.	175,292,159 votes or 0.4008755% of all shares with voting rights present at the Meeting.	1,564,551,644 votes or 3.5779722% of all shares with voting rights present at the Meeting.	42,162,776,449 votes or 96.4220278% of all shares with voting rights present at the Meeting.
	In accordance with the Company's Articles of Association and POJK 15/2020, an Abstain vote is deemed to have cast the same vote as the majority vote of the shareholders who cast the vote.			

GENERAL MEETING OF SHAREHOLDERS

The Resolution of the Seventh Meeting Agenda

1. Confirmed honorable dismissal for:
   a. Mr. Hery Gunardi as President Director effective March 24, 2025;
   b. Mr. Saladin Dharma Nugraha Effendi as Director of Information Technology effective March 24, 2025.
   c. Mr. Ari Rizaldi as Director of Treasury & International Banking effective March 25, 2025.
2. Dismissed with honor:
   a. Mr. Bob Tyasika Ananta as Deputy President Director;
   b. Mrs. Tribuana Tunggadewi as Director of Compliance & Human Capital;
   c. Mr. Harry Gusti Utama as Director of Retail Banking;
   d. Mr. Zaidan Novari as Director of Wholesale Transaction Banking;
   e. Mr. Muliaman D. Hadad as President Commissioner and Independent Commissioner;
   f. Mr. Adiwarman Azwar Karim as Vice President Commissioner and Independent Commissioner;
   g. Mr. Mohamad Nasir as Independent Commissioner;
   h. Mr. Komaruddin Hidayat as Independent Commissioner;
   i. Mr. Suyanto as Commissioner;
   j. Mr. Masduki Baidlowi as Commissioner;
   k. Mr. Fauzi as Commissioner;
   l. Mr. Abu Rokhmad as Commissioner;
   m. Mr. Nazaruddin as Commissioner.
   effective from the closing date of the Annual General Meeting of Shareholders for the 2024 Financial Year.
3. Appointed:
   a. Mr. Anggoro Eko Cahyo as President Director;
   b. Mr. Bob Tyasika Ananta as Vice President Director;
   c. Mr. Firman Nugraha as Director of Treasury & International Banking;
   d. Mr. Zaidan Novari as Director of Wholesale Transaction Banking;
   e. Mr. Muharto as Director of Information Technology;
   f. Mr. Arief Adhi Sanjaya as Director of Compliance & Human Capital;
   g. Mr. Kemas Erwan Husainy as Director of Retail Banking;
   h. Mr. Muhadjir Effendy as President Commissioner
   i. Mr. Nizar Ahmad Saputra as Independent Commissioner;
   j. Mr. Muhammad Syafii Antonio as Independent Commissioner;
   k. Mr. Meidy Ferdiansyah as Commissioner;
   l. Mr. Addin Jauharudin as Independent Commissioner;
   m. Mr. Kamaruddin Amin as Commissioner;
   n. Mr. Mochamad Agus Rofiudin as Commissioner.
   effective from the closing date of the Annual GMS for the 2024 Financial Year and will end at the closing of the third Annual GMS since his appointment, which will be held in 2028, but without reducing the right of the GMS to dismiss at any time in accordance with the Company's Articles of Association.
   The determination of the above appointment is effective from the time it receives approval from the Financial Services Authority for the assessment of suitability and propriety (fit and proper test).
4. Granted authority and power to the Company's Board of Directors to follow up on Meeting decisions regarding reporting to regulators and other related agencies.
   Effective from the closing date of the 2024 Annual GMS, the composition of the Company's management will be as follows:

No.	Name	Position
Board of Commissioners		
1.	Muhadjir Effendy*	President Commissioner
2.	Felicitas Tallulembang	Independent Commissioner
3.	Meidy Ferdiansyah*	Commissioner
4.	Mochamad Agus Rofiudin*	Commissioner
5.	Kamaruddin Amin*	Commissioner
6.	Nizar Ahmad Saputra*	Independent Commissioner
7.	Muhammad Syafii Antonio*	Independent Commissioner
8.	Addin Jauharudin*	Independent Commissioner

Direksi		
1.	Anggoro Eko Cahyo*	President Director
2,	Bob Tyasika Ananta	Vice President Director
3.	Kemas Erwan Husainy*	Director of Retail Banking
4.	Muharto*	Director of Information Technology
5.	Ade Cahyo Nugroho	Director of Finance & Strategy
6.	Anton Sukarna	Director of Sales & Distribution
7.	Arief Adhi Sanjaya*	Director of Compliance & Human Capital
8.	Grandhis Helmi Harumansyah	Director of Risk Management
9.	Zaidan Novari	Director of Wholesale Transaction Banking
10.	Firman Nugraha*	Director of Treasury & International Banking

Notes:
* The appointment is effective from the time approval is obtained from the Financial Services Authority for the fit and proper test.

Realization	Has been realized.

Implementation Process

EGMS 2025

Date and Time	Monday, December 22 2025 14.40 - 15.12 WIB
Location	Central Jakarta, through the KSEI Electronic General Meeting System facility (“eASY. KSEI”) at the link https://akses.ksei.co.id/ provided by PT Kustodian Sentral Efek Indonesia (“KSEI”)
Quorum	The meeting was attended by Shareholders and/or their proxies, including the Series A Dwiwarna Share, totaling 43,333,480,613 shares with valid voting rights, representing 93.9392492% of all shares with valid voting rights issued by the Company, amounting to 46,129,260,138 shares, consisting of 1 Series A Dwiwarna share and 46,129,260,137 shares.
Meetings Chairman	Muhadjir Effendy
Attendance of BOD, BOC, and Sharia Supervisory Board	**BOARD OF DIRECTORS** President Director: Anggoro Eko Cahyo Acting President Director: Bob Tyasika Ananta Director of Sales & Distribution: Anton Sukarna Director of Finance & Strategy: Ade Cahyo Nugroho Director of Wholesale Transaction Banking: Zaidan Novari Director of Risk Management: Grandhis Helmi Harumansyah Director of Retail Banking: Kemas Erwan Husaini Director of Compliance & Human Capital: Arief Adhi Sanjaya Director of Information Technology: Muharto Hadi Suprapto Director of Treasury & International Banking: Firman Nugraha **BOARD OF COMMISSIONERS** President Commissioner: Muhadjir Effendy Independent Commissioner: Felicitas Tallulemang Commissioner: Mochamad Agus Rofjudin Commissioner: Kamaruddin Amin Independent Commissioner: Nizar Ahmad Saputra Independent Commissioner: Addin Jauharudin* Independent Commissioner: Muhammad Syafii Antonio* Commissioner: Meidy Ferdiansyah*

GENERAL MEETING OF SHAREHOLDERS

	SHARIA SUPERVISORY BOARD Chairman: Prof. Dr. K.H. Hasanudin, M.Ag Member: Dr. K.H. Mohamad Hidayat, MBA, MH Member: Dr. H. Oni Sahroni, MA Member: Prof. Dr. Jaih Mubarok, SE., M.H., M.Ag. Member: Dr. KH. Abdul Ghofur Maimoen, M.A.
Number of Shareholders who ask questions and/ or gave opinions at the Meetings	At the Meeting, the Shareholders and/or their proxies were given the opportunity to raise questions and/or express opinions related to the Meeting agenda items. For the First Agenda Item, there was 1 (one) question; however, it was not relevant to the First Agenda Item, while for the Second Agenda Item, there were no questions or opinions from the Shareholders.
Decision-making mechanism during the Meetings	1. Decision-making at the Meeting was conducted based on deliberation for consensus. In the event that consensus was not reached, decisions were taken through a voting mechanism. 2. The electronic voting process was conducted through the eASY.KSEI system.
Independent Parties to carry out quorum calculations and Meetings' resolution votes	The vote counting as the basis for the Meeting's decision-making was conducted by PT Datindo Entrycom as the Company's Securities Administration Bureau, and the validation was carried out by Ashoya Ratam, SH., M.Kn., Notary in Jakarta.

Implementation Stages

Activity	Date of Activity	Description
Notification of the Agenda of Meetings to OJK	November 5, 2025	Notification of the agenda of the Meetings to the OJK was carried out 5 (five) working days before the announcement of the Meetings, without taking into account to the date of Announcement of the Meetings.
Meetings Announcement	November 13, 2025	1. Announcement of Meetings was conducted 14 days before the Invitation to the Meetings, without taking into account to the date of Announcement and the date of Invitation. 2. Announced on: a. Website of the eASY.KSEI (Indonesian and English); b. Indonesian Stock Exchange ("IDX") and the Company's website (Indonesian and English) 3. Proof of Announcement was submitted to OJK and IDX on the same day (e-reporting via IDX-net).
Recording Date of Shareholders List Entitled to Attend the Meetings	November 27, 2025	1 (one) working day before the Invitation of the Meetings.
Meetings Invitation and Explanation of Meetings Agenda	November 28, 2025	1. Invitation to attend the Meetings was delivered 21 days before the Meetings, without taking into account to the date of Invitation and the date of the Meetings. 2. Announced on: a. Website of the eASY.KSEI (Indonesian and English); b. IDX and the Company's website (Indonesian and English) 3. Proof of Invitation was submitted to OJK and IDX on the same day (e-reporting via IDX-net).
Meetings Implementation	December 22, 2025	The Meetings was held in a physical and electronic through video conference of GMS Display (including participants, who were not able to physically attend the Meetings), thus all participants could see, hear, and participate during the Meetings.

GENERAL MEETING OF SHAREHOLDERS

Activity	Date of Activity	Description
Summary of Minutes of Meetings	December 24, 2025	1. Summary of Minutes of Meetings was carried out within 1 (one) working days after the Meetings. 2. Announced on: a. Website of the eASY.KSEI (Indonesian and English); b. IDX and the Company's website (Indonesian and English) 3. Proof of Announcement was submitted to OJK and IDX on the same day (e-reporting via IDX-net)
Minutes of Meetings	January 21, 2026	The minutes of the meeting must be submitted to the Financial Services Authority no later than 30 (thirty) days after the GMS is held.

2025 EGMS Decision

First Meeting Agenda				
Meeting Agenda	Approval of Amendments to the Company's Articles of Association			
Number of Shareholders who asked questions and/or expressed opinions	For the First Agenda Item, there was 1 (one) question; however, it was not relevant to the First Agenda Item.			
Voting Results	**Affirmative (including one Series A Dwiwarna share)**	**Abstained**	**Dissenting**	**Total Affirmative**
	41,683,680,953 votes or 96.1927830% of total Series B shares with voting rights present at the Meeting	26,831,133 votes or 0.0619178% of total Series B shares with voting rights present at the Meeting	1,622,968,526 votes or 3.7452993% of total Series B shares with voting rights present at the Meeting	41,710,512,086 votes or 96.2547007% of total Series B shares with voting rights present at the Meeting
	In accordance with the Company's Articles of Association and POJK 15/2020, an abstain vote is deemed to have cast the same vote as the majority vote of the shareholders who cast the vote.			
Resolution of the First Meeting Agenda	1. Approved the amendment to the Company's Articles of Association to align with applicable laws and regulations and policies, including: • Law No. 19 of 2003 on State-Owned Enterprises as most recently amended by Law No. 16 of 2025 regarding the Fourth Amendment to Law No. 19 of 2003; • Amendment to Article 5 of the Company's Articles of Association regarding adjustments to the special rights of Series A Dwiwarna shares owned by the Republic of Indonesia; and • Financial Services Authority Regulation No. 2 of 2024 concerning the Implementation of Sharia Governance for Sharia Commercial Banks and Sharia Business Units and its implementing regulations. 2. Approved the restatement of all provisions in the Company's Articles of Association in a comprehensive codification reflecting the amendments referred to in point 1, with the full Articles of Association attached to the notarial deed. 3. Granted authority and power to the Board of Directors of the Company, with substitution rights, to take all necessary actions related to this Meeting agenda resolution, including restating the Articles of Association in a Notarial Deed, submitting to relevant authorities, obtaining acknowledgment and approval of amendments, and making additions and/or changes if required by competent authorities.			
Realization				

GENERAL MEETING OF SHAREHOLDERS

Second Meeting Agenda				
Meeting Agenda	Delegation of Authority for Approval of the Company's Work Plan and Budget for 2026.			
Number of Shareholders who asked questions and/or expressed opinions	There were no shareholders or their proxies who raised questions and/or expressed opinions (none).			
Voting Results	**Affirmative (including one Series A Dwiwarna share)**	**Abstained**	**Dissenting**	**Total Affirmative**
	43,152,860,387 votes or 99.5831855% of total shares with voting rights present at the Meeting	26,829,554 votes or 0.0619141% of total shares with voting rights present at the Meeting	153,790,672 votes or 0.3549003% of total shares with voting rights present at the Meeting	43,179,689,941 votes or 99.6450997% of total shares with voting rights present at the Meeting
	In accordance with the Company's Articles of Association and POJK 15/2020, an abstain vote is deemed to have cast the same vote as the majority vote of the shareholders who cast the vote.			
Resolution of the First Meeting Agenda	Granted authority and power to the Board of Commissioners, subject to prior written approval from the Series A Dwiwarna Shareholder, to approve the Company's Work Plan and Budget (RKAP) for 2026, including any amendments thereto.			
Realization				

IMPLEMENTATION OF THE 2024 ANNUAL GMS FOR 2023 FISCAL YEAR & ITS REALIZATION

Announcement	Announcement	Summoning	Implementation	Summary of the Minutes	GMS Results
Notified to OJK on March 28, 2024 Number 04/651-3/ DIR-CSG	Announced on April 5, 2024 via the Company's website, KSEI website, and BEI website.	Announced on April 25, 2024 via the Company's website, KSEI website, and BEI website.	The 2024 Annual GMS was held on Friday, May 17, 2024 at the Aryanusa Ballroom, Menara Danareksa, 2nd Floor, Jalan Medan Merdeka Selatan No.14, Central Jakarta.	Summary of Minutes of the 2024 Annual GMS was announced on May 21, 2024 via the BSI Website, IDX Website, and KSEI	The results of the 2024 Annual General Meeting of Shareholders were announced on June 14, 2024 via the BSI Website.

Independent Party in Vote Counting

The vote counting as the basis for decision making at the Meeting was conducted by PT Datindo Entrycom as the Securities Administration Bureau and its validation was conducted by Ashoya Ratam, SH., M.Kn., Notary in Jakarta.

GENERAL MEETING OF SHAREHOLDERS

Attendance Recapitulation in The 2023 Annual GMS

The Board of Commissioners, Board of Directors and DPS were present at the 2023 Annual GMS were as follows.

No.	Nama	Position	Attendance
1.	Hery Gunardi	President Director	Present
2.	Bob Tyasika Ananta	Deputy President Director	Present
3	Ngatari	Director of Retail Banking	Present
4.	Saladin D. Effendi	Director of Information Technology	Present
5.	Ade Cahyo Nugroho	Director of Finance & Strategy	Present
6.	Anton Sukarna	Director of Sales & Distribution	Present
7.	Tribuana Tunggadewi	Director of Compliance & Human Capital	Present
8.	Grandhis Helmi Harumansyah	Director of Risk Management	Present
9.	Zaidan Novari	Director of Wholesale Transaction Banking	Present
10.	Moh. Adib	Director of Treasury & International Banking	Present
11.	Muliaman D. Hadad	President Commissioner concurrently Independent Commissioner	Not present
12.	Adiwarman Azwar Karim	Deputy President Commissioner concurrently Independent Commissioner	Present
13.	Komaruddin Hidayat	Independent Commissioner	Present
14.	Mohamad Nasir	Independent Commissioner	Present
15.	Suyanto	Commissioner	Present
16.	Masduki Baidlowi	Commissioner	Present
17.	Imam Budi Sarjito	Commissioner	Present
18.	Sutanto	Commissioner	Present
19.	Abu Rokhmad	Commissioner	Present
20.	Prof. Dr. K.H. Hasanudin, M.Ag	Chairman of the Sharia Supervisory Board	Present
21.	Dr.K.H. Mohamad Hidayat, MBA, MH	Member of the Sharia Supervisory Board	Present
22.	Dr. H. Oni Sahroni, MA	Member of the Sharia Supervisory Board	Present
23.	Prof. Dr. K.H. Didin Hafidhuddin, M.Sc	Member of the Sharia Supervisory Board	Present

Resolution and Realization of The 2023 Annual GMS

First Agenda
Approval of the Annual Report and the Supervisory Duties Report of the Board of Commissioners and Ratification of the Company's Financial Statements for the fiscal year ending on December 31, 2023, including granting full release and discharge (volledig acquit et de charge) to members of the Board of Directors and members of the Board of Commissioners of the Company in connection with the management and supervision of the Company that had been conducted during the fiscal year ending on December 31, 2023, as long as these activities were reflected in the Annual Report.
Voting Results Agree: 43,669,226,396 votes or 99.6947192% of all shares with voting rights present at the Meeting. Abstain: 102,741,680 votes or 0.2345543% of all shares with voting rights present at the Meeting. Disagree: 30,980,313 votes or 0.0707265% of all shares with voting rights present at the Meeting.
None of questions or opinions from Shareholders was available.

GENERAL MEETING OF SHAREHOLDERS

Decision

1. Approving the Company's Annual Report including the Supervisory Report of the Company's Board of Commissioners for the fiscal year ending on December 31, 2023 and ratifying the Company's Financial Statements for the fiscal year ending on December 31, 2023, having been audited by the Public Accounting Firm Tanudiredja, Wibisana, Rintis & Rekan (a member firm of the PricewaterhouseCoopers Global network) in accordance with its report No.00026/2.1025/AU.1/07/0222-3/1/I/2024 dated January 30, 2024, with a fair opinion in all material respects.
2. Due to the approval of the Company's Annual Report including the Supervisory Report of the Company's Board of Commissioners for the fiscal year ending on December 31, 2023 and the ratification of the Company's Financial Statements for the fiscal year ending on December 31, 2023, the General Meeting of Shareholders granted full release and discharge (volledig acquit at de charge) to members of the Board of Directors for their management of the Company and to the Board of Commissioners for their supervisory actions of the Company that had been carried out during the fiscal year ending on December 31, 2023, as long as such actions did not constitute a criminal act and were reflected in the foregoing reports.

Follow-up: Realized

Second Agenda
Approval of the use of the Company's net profit for the fiscal year ending December 31, 2023.
Voting Results Agree: 43,700,583,339 votes or 99.7663056% of all shares with voting rights present at the Meeting Abstain: 102,023,550 votes or 0.2329148% of all shares with voting rights present at the Meeting Disagree: 341,500 votes or 0.0007796% of all shares with voting rights present at the Meeting
None of questions or opinions from Shareholders was available.
Decision Approving the use of the Company's Net Profit for the 2023 Fiscal Year as of IDR 5,703,743,109,251,- (five trillion seven hundred three billion seven hundred forty three million one hundred nine thousand two hundred fifty one Rupiah), as follows: 1. 20% (twenty percent) or IDR 1,140,748,621,850,- (one trillion one hundred forty billion seven hundred forty eight million six hundred twenty one thousand eight hundred fifty Rupiah) was set as mandatory reserves. 2. 15% (fifteen percent) or IDR 855,561,466,388,- (eight hundred fifty five billion five hundred sixty one million four hundred sixty six thousand three hundred eighty eight Rupiah) or IDR 18,5470451 (eighteen point five four seven zero four five one Rupiah) per share was determined as Cash Dividends. The payment was carried out with the following provisions: a) Dividends for the 2023 Fiscal Year were paid proportionally to each Shareholder whose name was registered in the Shareholders Register on the recording date. b) The Board of Directors was granted the authority and power with the right of substitution to perform: • Stipulation of the schedule and distribution procedures related to the payment of Dividends for the 2023 Fiscal Year in accordance with applicable provisions. • Dividend tax deductions in accordance with applicable tax regulations. • Other technical matters in accordance with applicable provisions. 3. 65% (sixty five percent) or IDR 3,707,433,021,013,- (three trillion seven hundred seven billion four hundred thirty three million twenty one thousand thirteen Rupiah) was used as retained earnings.

Follow-up: Realized

Third Agenda
Approval of the appointment of a Public Accounting Firm and Public Accountant to audit the Company's Financial Statements for the fiscal year ending on December 31, 2024 and the stipulation of the fees/honorarium.
Voting Results Agree: 43,261,904,914 votes or 98.7648241% of all shares with voting rights present at the Meeting Abstain: 102,095,650 votes or 0.2330794% of all shares with voting rights present at the Meeting Disagree: 438,947,825 votes or 1.0020965% of all shares with voting rights present at the Meeting
None of questions or opinions from Shareholders was available.
Decision 1. Approving the appointment of Public Accounting Firm Tanudiredja, Wibisana, Rintis and Rekan (a member firm of the PricewaterhouseCoopers Global network) and Public Accountant Lucy Luciana Suhenda to audit the Company's Financial Statements and other reports for the 2024 Fiscal Year. 2. Approving the granting of authority and power to the Company's Board of Commissioners to perform: a. Appointment of a Public Accounting Firm and/or Public Accountant to conduct an audit of the Company's Financial Statements for other periods in the 2024 Fiscal Year for the purposes and interests of the Company; and

GENERAL MEETING OF SHAREHOLDERS

b. Stipulation of audit service fees and other requirements for the Public Accounting Firm and/or Public Accountant referred to in point 1 and 2 letter a above as well as the appointment of a Substitute Public Accounting Firm and/or Public Accountant in case the Public Accounting Firm of Tanudiredja, Wibisana, Rintis and Rekan (a member firm of the PricewaterhouseCoopers Global network) and/or Public Accountant Lucy Luciana Suhenda, for any reason whatsoever, could not complete the provision of audit services for the Company's Financial Statements for the 2024 Fiscal Year and/or other reports in the 2024 Fiscal Year, including the stipulation of audit service fees and other requirements for the Substitute Public Accounting Firm and/or Public Accountant.

Follow-up: Realized

Fourth Agenda

Stipulation of bonuses for members of the Company's Board of Directors and Board of Commissioners, as well as bonuses for members of the Company's Sharia Supervisory Board for the fiscal year ending on December 31, 2023, and determination of salaries for members of the Board of Directors and honorariums for members of the Board of Commissioners and Sharia Supervisory Board, including the provision of facilities, benefits and/or other allowances for the 2024 fiscal year.

Voting Results
Agree: 43,015,157,594 votes or 98.2015119% of all shares with voting rights present at the Meeting Abstain: 102,105,607 votes or 0.2331021% of all shares with voting rights present at the Meeting Disagree: 685,685,188 votes or 1.5653859% of all shares with voting rights present at the Meeting

None of questions or opinions from Shareholders was available.

Decision
1. Granting authority and power to PT Bank Mandiri (Persero), Tbk. as the Company's Most Shareholder of Series B after consulting with Shareholders of Series A Dwiwarna to determine for the Members of the Board of Directors and Board of Commissioners of the Company:
   a. Tantiem for performance in the 2023 Fiscal Year and/or the 2024-2026 Long-Term Incentive, in accordance with applicable provisions; and
   b. Salary/honorarium, allowances, and facilities for the 2024 fiscal year.
2. Granting authority and power to the Board of Commissioners of the Company by obtaining previously written approval from PT Bank Mandiri (Persero), Tbk. as the Company's Most Shareholder of Series B after consulting with Shareholders of Series A Dwiwarna to determine for the Members of the Sharia Supervisory Board:
   a. Bonus for performance in the 2023 Fiscal Year; and
   b. Remuneration for the 2024 Fiscal Year in the context of supervising the Company's business activities based on sharia principles.

Follow-up: Realized

Fifth Agenda

Realization Report of Funds Utilization from the Capital Increase by Granting Preemptive Rights I ("PMHMETD I").

Voting Results
This agenda was report. Therefore, the Company did not make voting for Meeting's resolution.

None of questions or opinions from Shareholders was available.

Decision
This agenda was report. Therefore, the Company did not make voting for Meeting's resolution.

Follow-up: Realized

Sixth Agenda

Approval of the Company's Changes to Articles of Association.

Voting Results
Agree*: 41,728,719,882 votes or 95.2646372% of all shares with voting rights present at the Meeting Abstain: 102,027,250 votes or 0.2329232% of all shares with voting rights present at the Meeting Disagree: 1,972,201,257 votes or 4.5024395% of all shares with voting rights present at the Meeting
*Including 1 (one) Series A Dwiwarna Share in accordance with the Special Rights held by the Series A Dwiwarna Shareholder.

None of questions or opinions from Shareholders was available.

Decision
1. Approving the changes to the Company's Articles of Association to adjust to the following laws and regulations: (a) Law Number 4 of 2023 dated January 12, 2023 concerning the Development and Strengthening of the Financial Sector; (b) Financial Services Authority Regulation Number 17 of 2023 dated September 14, 2023 concerning the Implementation of Governance for Commercial Banks; (c) Financial Services Authority Regulation Number 2 of 2024 concerning the Implementation of Governance for Sharia Commercial Banks and/or Sharia Business Units; and (d) other related regulations.

GENERAL MEETING OF SHAREHOLDERS

2. Approving to rearrange provisions in the Company's Articles of Association in connection with the changes referred to in point 1 (one) above, where all appendixed of the articles of association were enclosed to the minutes of the notarial deed.
3. Granting authority and power to the Company's Board of Directors with the right of substitution to take all necessary actions related to the decisions of the Meeting, including but not limited to compile and restate the entire Company's Articles of Association in a Notarial Deed, adjust changes to the Company's Articles of Association if required by the authorized agency and submit to the authorized agency to obtain approval and acknowledgment of notification of the Company's Changes to Articles of Association as well as exercise everything deemed necessary and useful for this purpose without any exclusion

Follow-up: Realized

Seventh Agenda
Approval of the Company's Changes to Management.
Voting Results Agree: 41,781,044,082 votes or 95.3840908% of all shares with voting rights present at the Meeting Abstain: 102,028,550 votes or 0.2329262% of all shares with voting rights present at the Meeting Disagree: 1,919,875,757 votes or 4.3829829% of all shares with voting rights present at the Meeting
None of questions or opinions from Shareholders was available.
Decision 1. Honorably dismissed: a. Hery Gunardi as President Director of the Company; b. Ngatari as Director of Retail Banking of the Company; c. Tribuana Tunggadewi as Director of Compliance & Human Capital of the Company; d. Ade Cahyo Nugroho as Director of Finance & Strategy of the Company; e. Anton Sukarna as Director of Sales & Distribution of the Company; f. Moh Adib as Director of Treasury & International Banking of the Company; g. Adiwarman Azwar Karim as Deputy President Commissioner and Independent Commissioner of the Company; h. Suyanto as Commissioner of the Company; i. Masduki Baidlowi as Commissioner of the Company; j. Imam Budi Sarjito as Commissioner of the Company; k. Sutanto as Commissioner of the Company; l. Komaruddin Hidayat as Independent Commissioner of the Company; m. Hasanudin as Chairman of the Company's Sharia Supervisory Board; n. Mohamad Hidayat as a Member of the Company's Sharia Supervisory Board; o. Oni Sahroni as a Member of the Sharia Supervisory Board; p. Didin Hafidhuddin as a Member of the Sharia Supervisory Board; effective from the closing date of the 2023 Annual GMS with gratitude for the contribution of energy and ideas provided during his term of office as a member of the Board of Directors, member of the Board of Commissioners and member of the Company's Sharia Supervisory Board. 2. Re-appointing for the second period: a. Hery Gunardi as President Director of the Company; b. Tribuana Tunggadewi as Director of Compliance & Human Capital of the Company; c. Ade Cahyo Nugroho as Director of Finance & Strategy of the Company; d. Anton Sukarna as Director of Sales & Distribution of the Company; e. Adiwarman Azwar Karim as Deputy Main Commissioner Concurrently as Independent Commissioner of the Company; f. Suyanto as Commissioner of the Company; g. Masduki Baidlowi as Commissioner of the Company; h. Komaruddin Hidayat as Independent Commissioner of the Company; i. Hasanudin as Chairman of the Company's Sharia Supervisory Board; j. Mohamad Hidayat as a Member of the Company's Sharia Supervisory Board; k. Oni Sahroni as a Member of the Sharia Supervisory Board; Effective from the closing date of the Annual GMS for the 2023 Fiscal Year and expired at the closing of the third Annual GMS since their appointment, held in 2027, but without reducing the right of the GMS to dismiss at any time in accordance with the Company's Articles of Association. 3. Confirming the honorable dismissal of M. Arief Rosyid Hasan as Independent Commissioner of the Company effective since dated November 6, 2023 with gratitude for the contribution of energy and ideas given during his term of office as a member of the Company's Board of Commissioners.

GENERAL MEETING OF SHAREHOLDERS

4. Appointing:
   a. Harry Gusti Utama as Director of Retail Banking of the Company;
   b. Ari Rizaldi as Director of Treasury & International Banking of the Company;
   c. Fauzi as Commissioner of the Company;
   d. Nazaruddin as Commissioner of the Company;
   e. Felicitas Tallulembang as Independent Commissioner of the Company;
   f. Jaih Mubarok as a member of the Company's Sharia Supervisory Board;
   g. Abdul Ghofur Maimoen as a member of the Company's Sharia Supervisory Board;
   Effective from the closing date of the Annual GMS for the 2023 Fiscal Year and expired at the closing of the third Annual GMS since their appointment, held in 2027, but without reducing the right of the GMS to dismiss at any time in accordance with the Company's Articles of Association. The stipulation of the foregoing appointment was effective since obtaining approval from the Financial Services Authority for the fit and proper test.
5. Granting authority and power to the Company's Board of Directors to follow up on Meeting's resolutions regarding reporting to regulators and other related agencies

Effective from the closing date of the 2023 Annual General Meeting of Shareholders, the composition of the Company's Management is as follows:

BOARD OF COMMISSIONERS

President Commissioner concurrently Independent Commissioner	: Muliaman D. Hadad
Deputy President Commissioner concurrently Independent Commissioner	: Adiwarman Azwar Karim
Commissioner	: Suyanto
Commissioner	: Masduki Baidlow
Commissioner	: Abu Rokhmad
Independent Commissioner	: Komaruddin Hidayat
Independent Commissioner	: Mohamad Nasir
Commissioner	: Fauzi*
Commissioner	: Nazaruddin*
Independent Commissioner	: Felicitas Tallulembang*

BOARD OF DIRECTORS

President Director	: Hery Gunardi
Deputy President Director	: Bob Tyasika Ananta
Director of Compliance & Human Capital	: Tribuana Tunggadewi
Director of Finance & Strategy	: Ade Cahyo Nugroho
Director of Sales & Distribution	: Anton Sukarna
Director of Wholesale Transaction Banking	: Zaidan Novari
Director of Information Technology	: Saladin D. Effendi
Director of Risk Management	: Grandhis Helmi Harumansyah
Director of Retail Banking	: Harry Gusti Utama*
Director of Treasury & International Banking	: Ari Rizaldi*

SHARIA SUPERVISORY BOARD

Chairman	: Prof. Dr. K.H. Hasanudin, M.Ag
Member	: Dr. H. Mohamad Hidayat, M.B.A, M.H
Member	: Dr. H. Oni Sahroni, M.A
Member	: Prof. Dr. Jaih Mubarok, S.E., M.H., M.Ag*
Member	: Dr. KH. Abdul Ghofur Maimoen, M.A*

Note:
*The appointment was effective upon obtaining approval from the Financial Services Authority for the fit and proper test.

Follow-up: Realized

GMS Resolution in The Fiscal Year And 1 (One) Year Before The Fiscal Year Realized Into The Fiscal Year

All resolutions of the 2023 GMS had been realized in 2024 and the 2022 GMS had been realized in 2023. Therefore, there were no resolutions of the 2023 GMS and 2022 GMS that had not been realized in 2024.

BOARD OF COMMISSIONERS

The Board of Commissioners serves as the supervisory organ of the Company, carrying out collective oversight and providing strategic guidance to the Board of Directors. This role includes overseeing policies, performance, and overall management, while ensuring that GCG is consistently embedded across all organizational levels and structures of BSI. In performing its duties, the Board of Commissioners is appointed by and accountable to the GMS. Such accountability reflects the Board's commitment to effective and independent oversight of the Company's management, in support of the consistent implementation of GCG principles.

BOARD OF COMMISSIONERS APPOINTMENT BASIS

The appointment of members of the Board of Commissioners is carried out through the GMS in accordance with the Company's Articles of Association and prevailing laws and regulations. Appointments become effective upon approval from the OJK following the Fit and Proper Test and the fulfilment of other regulatory requirements.

BOARD OF COMMISSIONERS COMPOSITION

Pursuant to the AGMS resolution on May 16, 2025, the Board of Directors composition was changed to 8 (eight) members, comprising 1 (one) President Commissioner, 3 (three) Commissioners, and 4 (four) Independent Commissioners. Thereby the Board composition as of December 31, 2025 is as follows:

Board of Commissioners Composition as of December 31, 2025

Name	Position	Basis of Appointment	Effective Date	Period
Muhadjir Effendy	President Commissioner	Annual GMS on May 16, 2025	September 1, 2025	2025 - 2028
Meidy Ferdiansyah	Commissioner	Annual GMS on May 16, 2025	Effective upon obtaining approval of OJK	2025 - 2028
Mochamad Agus Rofiudin	Commissioner	Annual GMS on May 16, 2025	December 12, 2025	2025 - 2028
Kamaruddin Amin	Commissioner	Annual GMS on May 16, 2025	December 12, 2025	2025 - 2028
Felicitas Tallulembang	Independent Commissioner	Annual GMS on May 17, 2024	December 10, 2024	2024 - 2027
Nizar Ahmad Saputra	Independent Commissioner	Annual GMS on May 16, 2025	December 12, 2025	2025 - 2028
Muhammad Syafii Antonio	Independent Commissioner	Annual GMS on May 16, 2025	Effective upon obtaining approval of OJK	2025 - 2028
Addin Jauharudin	Independent Commissioner	Annual GMS on May 16, 2025	Effective upon obtaining approval of OJK	2025 - 2028

BOARD CHARTER OF THE BOARD OF COMMISSIONERS

In exercising its authorities and responsibilities, the Board of Commissioners is guided by the Board of Commissioners Charter. The Charter serves as a binding framework for all members of the Board of Commissioners in performing their oversight and advisory functions in an effective, efficient, transparent, independent, and professional manner.

The Board of Commissioners Charter is established in line with the provisions of Bank Indonesia and OJK and is reviewed and updated periodically to remain aligned with regulatory developments and organisational needs, as stipulated in the Company's Board of Commissioners Decision No. DEC.COM/001/2021. The Charter is intended to enhance clarity in roles, duties, and working mechanisms, thereby supporting a more focused and effective execution of the Board of Commissioners' responsibilities, as well as serving as one of the tools for evaluating the Board's performance.

The Board of Commissioners Charter governs various aspects related to the Board of Commissioners, including the following:

1. General Provisions
2. Structure of the Board of Commissioners
3. Duties of the Board of Commissioners
4. Obligations of the Board of Commissioners
5. Rights and Authorities of the Board of Commissioners
6. Bank Confidentiality and Conflict of Interest
7. Committees and Other Supporting Bodies
8. Types and Quorum of Meetings
9. Participants in Board of Commissioners Meetings
10. Meeting Chairperson
11. Meeting Materials
12. Meeting Decisions
13. Meeting Minutes
14. Meeting Organization
15. Secretary of the Board of Commissioners
16. Division of Routine Tasks
17. Commissioners' Working Hours
18. Document Signing
19. Business Trips
20. Continuing Education Management Report
21. Evaluation of the Board of Commissioners' Performance
22. Amendments
23. Conclusion

CRITERIA OF THE BOARD OF COMMISSIONERS MEMBERS (AND INDEPENDENT COMMISSIONER)

The requirements of the members of the Board of Commissioners must meet the following conditions:

a. Limited Liability Company Law;
b. Laws and regulations in the field of capital market;
c. Laws and regulations in the field of Sharia Banking; and
d. Other applicable laws and regulations related to the Company's business activities.

Parties eligible as members of the Board of Commissioners are individuals who meet the following criteria at the time of appointment and while in office:

a. Shall have good morals, intentions and integrity
b. Shall be able to take legal actions
c. Within 5 (five) years prior to appointment and during office:
    1) Has never been declared bankrupt
    2) Has never been a member of the Board of Directors and/ or a member of the Board of Commissioners convicted guilty for causing a company to be declared bankrupt.
    3) Never been convicted of committing a criminal act that is detrimental to state finances and/or related to the financial sector.
    4) Has never been a member of the Board of Directors and/ or member of the Board of Commissioners who while in office:
        i. Failed to hold an annual GMS
        ii. His accountability as a member of the Board of Directors and/or member of the Board of Commissioners was once not accepted by the GMS or has never provided his accountability as a member of the Board of Directors and/or member of the Board of Commissioners to the GMS.
        iii. Has once caused a company that obtained a permit, approval or registration from the OJK to fail to meet its obligation to submit an annual report and/or financial report to the OJK.
d. Shall have a commitment to comply with regulatory provisions.
e. Shall have knowledge and/or expertise in the field required by the Company:
f. Exclusively for Independent Commissioners
    i. is not a President Director and a member of the Board of Directors who is under the supervisory function or an Executive Officer who performs the supervisory function of the Company within the last 6 (six) months,

BOARD OF COMMISSIONERS

ii. is not a Board of Directors or Executive Officer who has a relationship with the Company within the last 1 (one) year and/or,
iii. is not be Non-Independent Commissioner in the Company or business group within the last 1 (one) year, except for reappointment as an Independent Commissioner of an Issuer or Public Company in the next period;

g. Meet other requirements as specified in paragraph (4) of Article 21 of the Company's Articles of Association.

The fulfillment of the requirements as a member of the Board of Commissioners must be contained in a statement signed by the prospective member of the Board of Commissioners and submitted to the Company.

In addition to meeting the criteria as intended, the appointment of members of the Board of Commissioners is carried out by considering integrity, dedication, understanding of company management issues related to one of the management functions, having adequate knowledge in the Company's field of business, and being able to provide sufficient time to carry out their duties and other requirements based on laws and regulations.

For Independent Commissioners, in addition to fulfilling the provisions in paragraph (4) and paragraph (5) of Article 21 of the Articles of Association, they must also meet the requirements as an Independent Commissioner as specified in the applicable OJK and Bank Indonesia regulations (as relevant).

BOARD OF COMMISSIONERS DUTIES AND AUTHORITIES

The Board of Commissioners is an assembly and each member of the Board of Commissioners cannot act individually, but based on the decision of the Board of Commissioners.

- The Board of Commissioners is tasked with supervising the management policy, the course of management in general, both regarding the Company and the Company's business carried out by the Board of Directors, as well as providing advice to the Board of Directors including supervision of the implementation of the Company's long-term plan, the Company's work plan and the provisions of the Articles of Association and Resolutions of the GMS, as well as applicable laws and regulations, the interests of the Company and in accordance with the Company's intentions and objectives.

  In reference with SEOJK 14/2025, in performing its oversight function, the Board of Commissioners does not engage in decision-making related to the Company's operational activities. Such involvement is only permitted under specific circumstances, including the provision of funds to related parties in accordance with Financial Services Authority regulations on maximum credit exposure and large exposure limits for commercial banks and Sharia commercial banks, as well as in other matters expressly stipulated in the Company's Articles of Association or prevailing laws and regulations.

- The Board of Commissioners is authorized to:
  1. View and examine books, letters, and other documents, checking cash for verification purposes, etc. such as securities and checking the Company's wealth;
  2. Enter yards, buildings, and offices used by the Company;
  3. Request an explanation from the Board of Directors and/or other officials regarding all issues related to the management of the Company;
  4. Know all policies and actions that have been and will be carried out by the Board of Directors;
  5. Request the Board of Directors and/or other officials under the Board of Directors with the knowledge of the Board of Directors to attend the meeting of the Board of Commissioners;
  6. Appoint and dismiss the Secretary of the Board of Commissioners if deemed necessary;
  7. Temporarily dismiss members of the Board of Directors in accordance with the provisions the Company's Articles of Association;
  8. Use experts for certain matters and within a certain period of time at the Company's expense, if deemed necessary;
  9. Carry out the management of the Company under certain circumstances for a certain period of time in accordance with the provisions of the Company's Articles of

Association and the applicable laws and regulations;
10. Attend the Board of Directors Meeting and provide views on the matters discussed;
11. Exercise other supervisory authority as long as it does not conflict with laws and regulations, the Articles of Association, and/or the resolution of the GMS;
12. Approve the appointment and dismissal of the Head of the Internal Audit Unit.

- Based on the BOC Charter, the Board of Commissioners is authorized to give written approval to the decision of the Board of Directors for the following actions (Article 5 of the BOC Charter):
  a. Buying, selling, renting or otherwise acquiring or relinquishing rights to immovable goods, including buildings and rights to land and corporations in excess of a certain amount determined by the Board of Commissioners;
  b. Borrowing or lending money on behalf of the Company that exceeds the rupiah value limit from time to time set by the Board of Commissioners, provided that taking from the loan or debt account that has been made is not considered a loan for the purposes of this provision;
  c. Mortgage, guarantee or otherwise ensure the Company's assets that exceed the rupiah value limit determined from time to time by the Board of Commissioners;
  d. Binding the Company as a guarantor (borg or guarantor) that exceeds the rupiah value limit determined from time to time by the Board of Commissioners;
  e. Listing the Company's shares in the Capital Market;
  f. Do not collect again, transfer or release the right to collect on bad principal receivables that have been written off, with the provision that from time to time the GMS determines the amount of write-off that can be used, either to write off bad principal receivables that have been deleted from the book or to write off the bill for the difference between the principal value and the value of the payment or release of rights on bad principal receivables that have been written off.

  In reference with SEOJK 14/2025, the Board of Commissioners has the authority to report to OJK no later than 5 (five) business days from the discovery of any violation of laws and regulations in the financial and banking sectors, including those related to the Company's business activities, and/or upon becoming aware of any condition or potential condition that may jeopardise the Company's business continuity..

- The Board of Commissioners is obliged to:
  1. Provide advice to the Board of Directors in carrying out the management of the Company;
  2. Research, review, and sign the Company's Long-Term Plan and the Company's work plan prepared by the Board of Directors in accordance with the provisions of the Company Articles of Association;
  3. Provide opinions and suggestions on the Company's long-term plans and work plans;
  4. Provide approval for the Company's long-term plans and work plans;
  5. Follow the development of the Company's activities, to provide opinions and suggestions to the GMS on every issue that is considered important for the management of the Company;
  6. Report to the shareholders of Series A Dwiwarna and the controlling shareholders in the event of a symptom of declining performance of the Company;
  7. Propose to the GMS the appointment of a Public Accountant and/or Public Accounting Firm who will conduct an audit of the Company's books;
  8. Examine and review the periodic reports and annual reports prepared by the Board of Directors and sign the Annual Report;
  9. Provide explanations, opinions and suggestions to the GMS on the Annual Report, when requested;
  10. Prepare the annual work program of the Board of Commissioners and include it in the Company's work plan;
  11. Establish an Audit Committee, Risk Monitoring Committee and Remuneration and Nomination Committee;
  12. Prepare the Minutes of the Board of Commissioners Meeting and keep a copy thereof;
  13. Report to the Company regarding his/her and/or family's shareholding in the Company and other Companies;

BOARD OF COMMISSIONERS

14. Provide a report on supervisory tasks that have been carried out during the recent financial year to the GMS;
15. Provide explanations of all matters that are asked or requested by the shareholders of Series A Dwiwarna and the controlling shareholders by paying attention to the applicable laws and regulations, especially those in the field of Capital Markets;
16. Direct, monitor, and evaluate the implementation of governance, risk management, and compliance in an integrated manner as well as the Bank's strategic policies, in accordance with the provisions of laws and regulations, the Articles of Association, and/or the resolution of the GMS.
17. Carry out other obligations in the context of supervision and advisory duties, as long as it does not conflict with the Laws and Regulations, Articles of Association, and/or resolutions of the GMS.

- n carrying out their duties, each member of the Board of Commissioners must:
  a. Comply with the Articles of Association and laws and regulations, as well as the principles of professionalism, efficiency, transparency, independence, accountability, accountability, and fairness;
  b. In good faith, full of prudence and responsibility in carrying out supervisory duties and providing advice to the Board of Directors for the benefit of the Company and in accordance with the Company's purposes and objectives.
- Under certain conditions, the Board of Commissioners is obliged to hold the Annual GMS and Extraordinary GMS in accordance with its authority as stipulated in the Laws and Regulations and Articles of Association.
- Members of the Board of Commissioners are obliged to carry out their duties and responsibilities as intended in paragraph (1) of this Article in good faith, full of responsibility, and prudence.
- The Board of Commissioners is obliged to evaluate the performance of the committee that assists in the implementation of its duties and responsibilities as intended in paragraph (2) b number 11 of this Article at the end of each financial year.
- The Board of Commissioners together with the Board of Directors shall compile:
  a. Guidelines that bind each member of the Board of Commissioners and Board of Directors, in accordance with the provisions of applicable laws and regulations.
  b. The Code of Ethics applies to all members of the Board of Commissioners and members of the Board of Directors, employees/ employees, and supporters of organs owned by the Company, in accordance with the provisions of the applicable laws and regulations.
- Each member of the Board of Commissioners is fully and jointly liable for the Company's losses caused by the mistakes or negligence of the members of the Board of Commissioners in carrying out their duties..

BOARD OF COMMISSIONERS OVERSIGHT ASSIGNMENT OF DUTIES

To enhance the effectiveness of the Board of Commissioners in performing its oversight and advisory functions, specific roles are assigned to individual members based on their respective competencies and experience. Such assignments are intended to strengthen focus and the quality of supervision, without limiting the rights, obligations, responsibilities, or authorities of each member in carrying out their collective duties. The assigned roles are as follows:

Name	Position	Assignment of Duties
Muhadjir Effendy	President Commissioner	Member of Remuneration and Nomination Committee Member of Risk Monitoring Committee
Meidy Ferdiansyah*	Commissioner	Member of Risk Monitoring Committee
Mochamad Agus Rofiudin	Commissioner	Member of Risk Monitoring Committee

BOARD OF COMMISSIONERS

Name	Position	Assignment of Duties
Kamaruddin Amin	Commissioner	Member of Remuneration and Nomination Committee
Felicitas Tallulembang	Independent Commissioner	Chairman of Audit Committee Chairman of Remuneration and Nomination Committee Member of Risk Monitoring Committee
Nizar Ahmad Saputra	Independent Commissioner	Member of Audit Committee Member of Remuneration and Nomination Committee Chairman of Risk Monitoring Committee
Muhammad Syafii Antonio*	Independent Commissioner	Member of Audit Committee Member of Remuneration and Nomination Committee Member of Risk Monitoring Committee
Addin Jauharudin*	Independent Commissioner	Member of Audit Committee Member of Remuneration and Nomination Committee Member of Risk Monitoring Committee

*) effective upon obtaining approval from OJK on fit and proper test

RESOLUTIONS THE REQUIRING APPROVAL OF THE BOARD OF COMMISSIONERS

Resolutions requiring the written approval of the Board of Commissioners have been stipulated in the Company's Articles of Association, while remaining in compliance with prevailing laws and regulations. In this regard, the Board of Directors is required to first obtain written approval from the Board of Commissioners for certain actions that have strategic, governance, or financial implications for the Company.

The actions of the Board of Directors that require the written approval of the Board of Commissioners include the following:

1. Releasing, transferring, and/or encumbering the Company's assets with criteria and value exceeding a certain amount as determined by the Board of Commissioners, excluding the Company's assets used in the conduct of the Company's business activities, while taking into account the provisions in the Capital Market sector and the Islamic Banking sector.
2. Determining and changing the Company's logo.
3. Making capital participation, divesting capital participation, including changes in the capital structure of other companies, subsidiaries, and joint ventures that are not carried out in the context of loan recovery, with a certain value as determined by the Board of Commissioners and with due regard to prevailing laws and regulations.
4. Carrying out mergers, consolidations, acquisitions, spin-offs, and dissolutions of subsidiaries and joint ventures with a certain value as determined by the Board of Commissioners, with due regard to provisions in the Capital Market sector, Islamic Banking, and other relevant regulations.
5. Carrying out transfers, including sales, assignment of collection rights, and/or discontinuation of collection of written-off bad debts or non-performing principal obligations, either partially or wholly, in accordance with the policy of the Board of Directors that has been approved by the Board of Commissioners and within the write-off ceiling determined by the GMS.
6. Entering into cooperation with business entities or other parties in the form of joint operations, management contracts, licensing agreements, Build, Operate and Transfer (BOT), Build, Operate and Owned (BOO), as well as other similar agreements, which have a material financial impact on the Company and are valid for a period of more than 1 (one) year or 1 (one) business cycle, or whose value exceeds the threshold determined by the Board of Commissioners.
7. Appointing and dismissing the Head of Internal Audit.
8. Proposing the Company's representative to become a candidate member of the Board of Directors and/or the Board of Commissioners of a subsidiary.

BOARD OF COMMISSIONERS

9. Establishing subsidiaries and/or joint ventures with a certain value as determined by the Board of Commissioners, with due regard to prevailing laws and regulations.
10. Issuing bonds or other debt instruments exceeding a certain value threshold as determined by the Board of Commissioners.

BOARD OF COMMISSIONERS TERM OF OFFICE

Members of the Board of Commissioners are appointed and dismissed by the GMS. The appointment of members of the Board of Commissioners must obtain approval from the Authority (Financial Services Authority).

Members of the Board of Commissioners who have fulfilled the requirements in accordance with the prevailing laws and regulations are appointed by the GMS for a term commencing from the closing of the GMS that appoints them or from another time determined by the GMS, and ending at the closing of the 3rd (third) Annual GMS after their appointment, without prejudice to the right of the GMS to dismiss them at any time before the end of their term of office with due observance of the provisions in the Capital Market and Sharia Banking sectors.

After their term of office has expired, Board members may be reappointed for 1 (one) term in accordance with the GMS decision.

A member of the Board of Commissioners may resign from his position before the end of his term of office, by being obliged to submit a written request for resignation to the Company regarding his intentions, no later than 90 (ninety) calendar days before the effective date of his desired resignation.

The term of office of a person appointed to replace a member of the Board of Commissioners who is dismissed or resigns or fills a vacancy or increases the number of new members of the Board of Commissioners shall be from the close of the GMS appointing him or any other date fixed by the GMS and ending at the close of the 3rd (third) Annual GMS after his appointment, unless otherwise specified by the GMS.

The term of office of a member of the Board of Commissioners ends when:

a. His resignation has been effective, as intended in the Articles of Association;
b. Passed away;
c. Term of office ended;
d. Dismissed based on the decision of the GMS; or
e. Declared bankrupt by the Commercial Court which has permanent legal force or is placed under guardianship based on a court decision; or
f. No longer meet the requirements as a member of the Board of Commissioners based on the provisions of the Articles of Association and Laws and Regulations.

In reference with SEOJK No. 14/SEOJK.03/2025, the dismissal or replacement of members of the Board of Commissioners prior to the end of their term of office is carried out by prioritising the best interests of the Bank and in full compliance with prevailing laws and regulations. Such actions, including temporary suspension by the GMS, are implemented with due regard to the scope of authority as stipulated under applicable provisions. Decisions on dismissal or temporary suspension may be based on various considerations, including personal reasons, performance evaluation, recommendations from regulators or shareholders, as well as legal issues that may affect the effective discharge of duties and responsibilities.

MECHANISM OF RESIGNATION AND DISMISSAL OF THE BOARD OF COMMISSIONERS

Resignation

a. A member of the Board of Commissioners may resign before the end of their term of office by submitting a written resignation request to the Company at least 90 (ninety) calendar days prior to the intended effective date of resignation.
b. The Company is required to convene a GMS to decide on the resignation request of the relevant member of the Board of Commissioners no later than ninety (90) calendar days after receipt of the resignation letter, in compliance with applicable regulations in the capital market and Sharia banking sectors.

c. The Company is required to disclose the resignation to the public and notify the OJK no later than 2 (two) business days after receipt of the resignation request as referred to in point (a) and after the outcome of the GMS as referred to in point (b).
d. Prior to the resignation becoming effective, the relevant member of the Board of Commissioners remains obligated to carry out and complete their duties and responsibilities in accordance with the Articles of Association and prevailing laws and regulations.
e. A member of the Board of Commissioners who resigns as described above may remain accountable for their actions as a member of the Board of Commissioners from the date of appointment until the date on which the resignation is approved by the GMS.
f. The release and discharge of liability of a resigning member of the Board of Commissioners shall be granted upon approval by the Annual GMS.

Dismissal of the Board of Commissioners

- Members of the Board of Commissioners are appointed and dismissed by the GMS. The appointment of Board members is subject to approval from the competent authority, the Financial Services Authority.
- Members of the Board of Commissioners are appointed and dismissed by the GMS in accordance with the attendance and decision quorum as stipulated in the Company Articles of Association.
- Resolutions of the GMS regarding the appointment and dismissal of members of the Board of Commissioners shall also determine the effective date of such appointment and dismissal. If the GMS does not specify the effective date, the appointment and dismissal shall take effect as of the closing of the GMS.
- Members of the Board of Commissioners may be dismissed at any time based on a resolution of the GMS, with the reasons clearly stated.
- The grounds for the dismissal of a member of the Board of Commissioners as referred to in paragraph 19 of Article 21 of the Articles of Association shall apply if, based on factual circumstances, the relevant member of the Board of Commissioners, among others:

a. Unable to perform its duties properly;
b. Violating the provisions of the Articles of Association and/or applicable laws and regulations;
c. Committing acts that violate ethics and/or propriety that should be respected as a member of the Board of Commissioners;
d. Engaging in actions that are detrimental to the Company and/or the state;
e. Found guilty by a court decision that has permanent legal force;
f. Other reasons that are considered appropriate by the GMS are in the interests and objectives of the Company.

- A resolution on dismissal for the reasons as referred to in paragraph (20) letters a, b, c, d, and/or f of Article 21 of the Articles of Association shall be adopted after the relevant member has been given the opportunity to present a defence at the GMS.
- Dismissal for reasons as referred to in paragraph (20) letter d- and/or letter e of Article 21 of the Articles of Association is dishonorable dismissal.
- While the dismissal process as referred to in paragraph (21) of Article 21 of the Articles of Association is ongoing and has not yet been decided by the GMS in accordance with the Articles of Association, the relevant member of the Board of Commissioners remains obligated to perform their duties as required..

BOARD OF COMMISSIONERS

BOARD OF COMMISSIONERS CONCURRENT POSITIONS

Members of the Board of Commissioners are prohibited from holding concurrent positions as:
a. Members of the Board of Directors of State-Owned Enterprises, Regional-Owned Enterprises, Private-Owned Enterprises;
b. Political party administrators, legislative members and/or regional heads/deputy regional heads;
c. Candidates for legislative members and/or candidates for regional heads/deputy regional heads;
d. Other positions in accordance with the provisions of the applicable laws and regulations;
e. Other positions that can cause conflicts of interest.

In addition, in reference with SEOJK 14/2025, members of the Board of Commissioners are prohibited from holding concurrent positions as follows:
a. As members of the Board of Directors, Board of Commissioners, Sharia Supervisory Board, or executive officers in financial institutions or companies, whether banking or non-banking;
b. As members of the Board of Directors, Board of Commissioners, Sharia Supervisory Board, or executive officers in more than 1 (one) non-financial institution or company, whether domiciled in Indonesia or abroad;
c. In functional positions within banking or non-banking financial institutions, whether domiciled in Indonesia or abroad;
d. In any other position that may create a conflict of interest in carrying out their duties as members of the Board of Commissioners; and/or
e. In other positions as regulated by applicable laws and regulations.

The following are exceptions to the prohibition on holding concurrent positions:
a. Members of the Board of Commissioners serving as members of the Board of Directors, Board of Commissioners, or executive officers performing supervisory functions in 1 (one) non-bank subsidiary controlled by the Bank;
b. Non-Independent Commissioners performing functional duties on behalf of the Bank's shareholder that is a legal entity in the Bank and/or a Financial Conglomeration (KUB); and/or
c. Members of the Board of Commissioners holding positions in non-profit organizations or institutions, provided that such positions do not interfere with the performance of their duties and responsibilities as members of the Board of Commissioners.

CONFLICT OF INTEREST POLICY

BSI implements a Conflict of Interest Policy to ensure that all decisions are made objectively, fairly, and in the best interests of the Bank. The policy applies to members of the Board of Directors, the Board of Commissioners, Bank committees, the Sharia Supervisory Board (SSB), Executive Officers, and all employees.

BSI consistently identifies, prevents, and manages potential conflicts of interest arising from its business activities. Any party with a conflict of interest is required to disclose such conflict and is prohibited from participating in decisions or actions that may be detrimental to or reduce the Bank's interests. All disclosures are properly recorded and documented, including in meeting minutes, as part of the Bank's commitment to transparency and accountability.

As a preventive measure, BSI ensures that transactions with related parties are conducted on an arm's length basis and are not more favourable than transactions with other parties under comparable conditions. Through this policy, BSI strengthens the integrity of its governance practices and upholds stakeholder trust.

MANAGEMENT OF THE BOARD OF COMMISSIONERS CONFLICTS OF INTEREST

Among the members of the Board of Commissioners and among the members of the Board of Commissioners and members of the Board of Directors, it is prohibited to have family relations up to the third degree, either according to straight lines or sideways, including relationships arising from marital ties (including sons-in-law or brother-in-law).

Every member of the Board of Commissioners is prohibited from taking personal benefits either directly or indirectly from the Company's activities other than legitimate income.

BOARD OF COMMISSIONERS AFFILIATED RELATIONS

BSI applies transparency and independence in managing affiliated relations among members of the Board of Directors, the Board of Commissioners, and the Sharia Supervisory Board (SSB), both with other members of the governing bodies and with the Bank's Controlling Shareholders. This arrangement forms part of the Bank's implementation of Good Corporate Governance and compliance with regulatory requirements.

Affiliated relations encompass financial and/or family relationships that may give rise to conflicts of interest and affect the objectivity of decision-making. Such relations may include:

- Family relationships by marriage or lineage up to the second degree, both horizontally and vertically.
- Financial relationships reflecting direct or indirect economic interests.
- Management or supervisory relationships with the Bank's Controlling Shareholders.
- Share ownership relationships of members of the Board of Directors, the Board of Commissioners, and/or the SSB in the Bank's Controlling Shareholders as legal entities.

During the reporting period, members of the Board of Commissioners had no affiliated relations with other members of the Board of Commissioners, the Board of Directors, the Sharia Supervisory Board, and/or the Bank's Controlling Shareholders. Accordingly, the Board of Directors was able to perform its duties and responsibilities independently and professionally.

Details of the affiliated relations of the Board of Commissioners are presented in the table below.

Affiliations of the Board of Commissioners

Name	Position	Financial, Family, and Management Relations of the BOC																	
		Financial Relations With								Family Relations With								Management Relations	
		BOC		BOD		Sharia Supervisory Board		Controlling Shareholders		BOC		BOD		Sharia Supervisory Board		Controlling Shareholders		BOC	
		Yes	No	Yes	No	Yes	No	Yes	No	Yes	No	Yes	No	Yes	No	Yes	No	Yes	No
Muhadjir Effendy	President Commissioner		√		√		√		√		√		√		√		√		√
Meidy Ferdiansyah*	Commissioner		√		√		√		√		√		√		√		√		√
Mochamad Agus Rofiudin	Commissioner		√		√		√		√		√		√		√		√		√
Kamaruddin Amin	Commissioner		√		√		√		√		√		√		√		√		√
Felicitas Tallulembang	Independent Commissioner		√		√		√		√		√		√		√		√		√
Nizar Ahmad Saputra	Independent Commissioner		√		√		√		√		√		√		√		√		√
Muhammad Syafii Antonio*	Independent Commissioner		√		√		√		√		√		√		√		√		√
Addin Jauharudin*	Independent Commissioner		√		√		√		√		√		√		√		√		√

*) effective upon obtaining approval from OJK on fit and proper test

BOARD OF COMMISSIONERS

INDEPENDENT COMMISSIONER

An Independent Commissioner is a member of the Board of Commissioners who has no financial, management, share ownership, and/or family relationships with members of the Board of Directors, other members of the Board of Commissioners, and/or the Controlling Shareholders. In addition, the Independent Commissioner has no relationship with the Bank that may impair the ability to act objectively, independently, and free from conflicts of interest.

Referring to the provisions of SEOJK No. 14/SEOJK.03/2025, Independent Commissioners must constitute at least 50% (fifty percent) of the total members of the Board of Commissioners. Of the total 8 (eight) members of BSI's Board of Commissioners, 4 (four) members are Independent Commissioners who were appointed based on the resolution of the AGMS dated May 16, 2025.

Independent Commissioners Criteria

BSI establishes and applies the criteria for Independent Commissioners in accordance with SEOJK No. 14/SEOJK.03/2025. In the appointment process, candidates for Independent Commissioner are required to acquire adequate knowledge of banking that is relevant to the oversight role. In addition, candidates must have experience in the banking sector and/or the financial industry.

Fulfilment of these requirements is cumulative and forms the basis for assessing the eligibility of Independent Commissioner candidates. Through the application of these criteria, BSI ensures that Independent Commissioners are equipped with the necessary competence, independence, and capability to perform their supervisory functions effectively and objectively in line with their roles and responsibilities.

Independent Commissioner Criteria	Independent Commissioner			
	Felicitas Tallulembang	Nizar Ahmad Saputra	Muhammad Syafii Antonio*	Addin Jauharudin*
Has not been employed by, nor held authority or responsibility to plan, direct, control, or supervise the activities of the Issuer or Public Company within the last 6 (six) months, except in the case of reappointment.	√	√	√	√
Does not own shares, either directly or indirectly, in the Issuer or Public Company.	√	√	√	√
Has no affiliated relationship with the Issuer or Public Company, members of the Board of Commissioners, members of the Board of Directors, or the controlling shareholders of the Issuer or Public Company.	√	√	√	√
Has no business relationship, either directly or indirectly, related to the business activities of the Issuer or Public Company.	√	√	√	√
Adequate and relevant knowledge in the field of banking in relation to the position as an Independent Commissioner; and	√	√	√	√
Experience in the banking and/or financial sector.	√	-	√	-

*) effective upon obtaining approval from OJK on fit and proper test

BOARD OF COMMISSIONERS

Independence of Independent Commissioners

BSI implements the independence requirements for Independent Commissioners in accordance with SEOJK No. 14/SEOJK.03/2025. Independent Commissioners must be free from financial, management, share ownership, and/or family relationships with members of the Board of Directors, other members of the Board of Commissioners, the Sharia Supervisory Board (SSB), and the Bank's Controlling Shareholders up to the ultimate controlling shareholders. In addition, they must have no relationship with the Bank that may impair their ability to act objectively and independently.

Fit & Proper Test for Independent Commissioner Candidates

BSI requires all Independent Commissioner candidates to undergo a Fit and Proper Test in accordance with regulatory provisions. Applications for the assessment are submitted after the completion of the required cooling-off period, at the earliest 90 (ninety) days after the commencement of the cooling-off period, to ensure compliance with integrity, competence, and independence requirements.

Change of Status From Non-Independent Commissioner to Independent Commissioner

Any change of status from a Non-Independent Commissioner to an Independent Commissioner at BSI is subject to prior approval from the Financial Services Authority. Candidates are required to submit an independence declaration and fulfil all applicable independence criteria. The Financial Services Authority may request additional supporting documents, including statements from Controlling Shareholders, to confirm the candidate's independence.

Dismissal or Replacement of Independent Commissioners

The dismissal or replacement of an Independent Commissioner prior to the end of the term of office requires prior approval from the Financial Services Authority before being decided at the GMS. BSI submits the application together with supporting reasons and documentation, including performance considerations, legal matters, or other factors that may affect the effective discharge of duties and responsibilities. Independent Commissioners who have not obtained regulatory approval are prohibited from exercising their roles and authorities.

Concurrent Positions of Independent Commissioners

Independent Commissioners of BSI are prohibited from holding concurrent positions as public officials, whether in structural or functional roles. This restriction is implemented to prevent conflicts of interest and to ensure that Independent Commissioners maintain full independence and the capacity required to perform their supervisory duties effectively.

Independent Commissioner Independence Statement

BSI ensures that all Independent Commissioners have signed an Independence Statement confirming their compliance with all required criteria and independence requirements in accordance with prevailing laws and regulations. Such statements have been submitted to the Financial Services Authority as part of the Bank's regulatory compliance and Good Corporate Governance implementation.

The following is the statement of independence of the Independent Commissioner:

I hereby declare that I:

1. Do not have any financial relationship, management relationship, ownership relationship, and/or family relationship with members of the Board of Directors, members of the Board of Commissioners, and/or controlling shareholders, or any relationship with the bank that may affect my ability to act independently as regulated under the Financial Services Authority Regulation concerning the implementation of governance for commercial banks.
2. Do not hold concurrent positions in accordance with Article 46 of the Financial Services Authority Regulation concerning the implementation of governance for commercial banks.
3. Have not had any relationship with the bank within the past 1 (one) year that may affect my ability to act independently.

BOARD OF COMMISSIONERS

4. If at any time it is found that I have a relationship as referred to in point 1 and concurrent positions as referred to in point 2, I am willing to resign from my position as Independent Commissioner and agree to be replaced.



BOARD OF COMMISSIONERS MEETING

The procedures and requirements for BSI Board of Commissioners meetings are regulated in the Articles of Association and the BOC Charter.

The main conditions for this meeting are as follows:

1. A meeting of the Board of Commissioners may be held at any time as deemed necessary by one or more members of the Board of Commissioners, or upon a written request from the Board of Directors specifying the matters to be discussed.

2. Meeting Frequency:
   The Board of Commissioners is required to hold regular meetings at least once (1) each month, at which the Board of Commissioners may invite members of the Board of Directors to attend.

3. Joint Meeting with the Board of Directors:
   The Board of Commissioners shall hold regular meetings with the Board of Directors at least once in 3 (three) months.

4. Quorum Requirements:
   A meeting of the Board of Commissioners may be convened, deemed valid, and authorised to adopt binding resolutions if it is attended by or represented by more than one-half (1/2) of the total members of the Board of Commissioners.

5. Meeting Invitations:
   Meetings of the Board of Commissioners are convened by the President Commissioner. In the event that the President Commissioner is unavailable, one member of the Board of Commissioners appointed by the President Commissioner is authorised to convene the meeting. Meeting notices must be delivered to all members of the Board of Commissioners no later than five (5) calendar days prior to the meeting, excluding the date of notice and the meeting date, or within a shorter period in urgent circumstances, namely at least one (1) calendar day prior to the meeting, as determined by the President Commissioner. If all members of the Board of Commissioners are present, prior notice is not required. The meeting notice must state the agenda, date, time, and venue of the meeting.

6. Meeting Chairman:
   Meetings of the Board of Commissioners are chaired by the President Commissioner. In the absence of the President Commissioner, the meeting shall be chaired by a Commissioner appointed to do so.

7. Meeting Materials:
   Meeting materials are distributed to participants no later than 5 (five) days prior to the meeting. If the meeting is held outside the regular schedule, the materials may be provided prior to the meeting.

8. Meeting Convention:
   If a member of the Board of Commissioners is unable to attend the meeting in person, the member may participate through teleconference, video conference, or other electronic communication media in accordance with prevailing regulations.

9. Meeting Decision-Making:
   Resolutions of the Board of Commissioners' meetings shall, in principle, be adopted through deliberation to reach consensus. In the event that consensus cannot be achieved, resolutions shall be passed by a majority vote, being approved by more than one-half (1/2) of the members of the Board of Commissioners present or represented at the meeting.

10. Meeting Results:
    The results of the meeting must be recorded in meeting minutes, signed by the members of the Board of Commissioners and the members of the Board of Directors in attendance, and circulated to all members of the Board of Commissioners and the Board of Directors. If any member of the Board of Directors and/or the Board of Commissioners does not sign the minutes, the relevant member is required to provide a written explanation in a separate letter to be attached to the meeting minutes. The meeting minutes constitute valid evidence of the resolutions adopted at the relevant Board of Commissioners' meeting, both for the members of the Board of Commissioners and for third parties..

11. Meeting Documentation:
    The meeting minutes must be properly documented and maintained by the Company.

BOARD OF COMMISSIONERS

Internal Board of Commissioners Meeting Plan

The Board of Commissioners determines the meeting plan for the 2025 financial year as follows:

No.	Month	Agenda
1.	January	1. Performance Evaluation for December 2024 2. Project Progress Update
2.	February	1. Performance Evaluation for January 2025 2. Project Progress Update
3.	March	1. Performance Evaluation for February 2025 2. Project Progress Update 3. GMS Preparation Update
4.	April	1. . Performance Evaluation for March 2025 2. Project Progress Update
5.	May	1. Performance Evaluation for April 2025 2. Project Progress Update 3. Branch Service Update and RBB Review Update
6.	June	1. Performance Evaluation for May 2025 2. Project Progress Update
7.	July	1. Performance Evaluation for June 2025 2. Project Progress Update
8.	August	1. Performance Evaluation for July 2025 2. Project Progress Update
9.	September	1. Performance Evaluation for August 2025 2. Project Progress Update
10.	October	1. Performance Evaluation for September 2025 2. Approval of the Proposed RBB 2026–2028 and Approval of Corporate Planning
11.	November	1. Performance Evaluation for October 2025 2. Project Progress Update
12.	December	1. Performance Evaluation for November 2025 2. Project Progress Update

Board of Commissioners Internal Meetings Realization

Throughout 2025, the agendas, dates, and participants of the Board of Commissioners' meetings were as follows:

No.	Date	Meeting Agenda	Meeting Participants	Attendance	Reason for Absence
1.	Januari 16, 2025	1. December 2024 BSI Performance Evaluation 2. Clearance Meeting Audit BSI Tahun 2024	Muliaman D Hadad	Present	-
			Adiwarman Karim	Present	-
			Komaruddin Hidayat	Present	-
			Muhammad Nasir	Present	-
			Suyanto	Present	-
			Masduki Baidlowi	Not Present	leave/sick leave
			Fauzi	Present	-
			Nazaruddin	Present	-
			Abu Rokhmad	Present	-
			Felicitas Tallulembang	Present	-

BOARD OF COMMISSIONERS

No.	Date	Meeting Agenda	Meeting Participants	Attendance	Reason for Absence
2.	February 20, 2025	1. January 2025 BSI Performance Evaluation 2. Persiapan Operasional Menjelang Ramadhan dan Hari Raya Idul Fitri	Muliaman D Hadad	Present	-
			Adiwarman Karim	Present	-
			Komaruddin Hidayat	Present	-
			Muhammad Nasir	Present	-
			Suyanto	Present	-
			Masduki Baidlowi	Present	-
			Fauzi	Present	-
			Nazaruddin	Present	-
			Abu Rokhmad	Not Present	leave/sick leave
			Felicitas Tallulembang	Present	-
3.	March 20, 2025	February 2025 BSI Performance Evaluation	Muliaman D Hadad	Present	-
			Adiwarman Karim	Present	-
			Komaruddin Hidayat	Present	-
			Muhammad Nasir	Present	-
			Suyanto	Present	-
			Masduki Baidlowi	Present	-
			Fauzi	Present	-
			Nazaruddin	Present	-
			Abu Rokhmad	Present	-
			Felicitas Tallulembang	Present	-
4.	April 24, 2025	March 2025 BSI Performance Evaluation	Muliaman D Hadad	Present	-
			Adiwarman Karim	Present	-
			Komaruddin Hidayat	Present	-
			Muhammad Nasir	Present	-
			Suyanto	Present	-
			Masduki Baidlowi	Present	-
			Fauzi	Present	-
			Nazaruddin	Present	-
			Abu Rokhmad	Present	-
			Felicitas Tallulembang	Present	-
5.	May 26, 2025	1. Changes to the Committee Composition - Board of Commissio-ners 2. April 2025 BSI Performance Evaluation	Felicitas Tallulembang	Present	-
			Muhadjir Effendi*	Present	-
			Nizar Ahmad Saputra*	Present	-
			Addin Jauharudin*	Present	-
			Mohammad Syafii Antonio*	Present	-
			Mohammad Agus Rofiudin*	Present	-
			Kamaruddin Amin*	Present	-
			Meidy Ferdiansyah*	Present	-

BOARD OF COMMISSIONERS

No.	Date	Meeting Agenda	Meeting Participants	Attendance	Reason for Absence
6.	June 5, 2025	Proposed Changes to BSI's Bank Business Plan (RBB) 2025-2027	Felicitas Tallulembang	Not Present	Hajj
			Muhadjir Effendi*	Present	-
			Nizar Ahmad Saputra*	Present	-
			Addin Jauharudin*	Not Present	Hajj
			Mohammad Syafii Antonio*	Present	-
			Mohammad Agus Rofiudin*	Not Present	Hajj
			Kamaruddin Amin*	Not Present	Hajj
			Meidy Ferdiansyah*	Not Present	-
7.	June 19, 2025	May 2025 BSI Performance Evaluation	Felicitas Tallulembang	Present	-
			Muhadjir Effendi*	Present	-
			Nizar Ahmad Saputra*	Present	-
			Addin Jauharudin*	Present	-
			Mohammad Syafii Antonio*	Not Present	Hajj
			Mohammad Agus Rofiudin*	Present	-
			Kamaruddin Amin*	Not Present	Hajj
			Meidy Ferdiansyah*	Present	-
8.	July 16, 2025	Kick-Off Meeting of KAP E & Y's Audit of BSI's Financial Statements as of June 30, 2025	Felicitas Tallulembang	Present	-
			Muhadjir Effendi*	Present	-
			Nizar Ahmad Saputra*	Present	-
			Addin Jauharudin*	Present	-
			Mohammad Syafii Antonio*	Present	-
			Mohammad Agus Rofiudin*	Present	-
			Kamaruddin Amin*	Present	-
			Meidy Ferdiansyah*	Present	-
9.	July 24, 2025	June 2025 BSI Performance Evaluation	Felicitas Tallulembang	Present	-
			Muhadjir Effendi*	Present	-
			Nizar Ahmad Saputra*	Present	-
			Addin Jauharudin*	Present	-
			Mohammad Syafii Antonio*	Present	-
			Mohammad Agus Rofiudin*	Present	-
			Kamaruddin Amin*	Present	-
			Meidy Ferdiansyah*	Present	-
10	August 20, 2025	July 2025 BSI Performance Evaluation	Felicitas Tallulembang	Present	-
			Muhadjir Effendi*	Present	-
			Nizar Ahmad Saputra*	Present	-
			Addin Jauharudin*	Present	-
			Mohammad Syafii Antonio*	Present	-
			Mohammad Agus Rofiudin*	Present	-
			Kamaruddin Amin*	Present	-
			Meidy Ferdiansyah*	Present	-

BOARD OF COMMISSIONERS

No.	Date	Meeting Agenda	Meeting Participants	Attendance	Reason for Absence
11.	September 24, 2025	August 2025 BSI Performance Evaluation	Felicitas Tallulembang	Present	-
			Muhadjir Effendi	Present	-
			Nizar Ahmad Saputra*	Present	-
			Addin Jauharudin*	Present	-
			Mohammad Syafii Antonio*	Present	-
			Mohammad Agus Rofiudin*	Present	-
			Kamaruddin Amin*	Present	-
			Meidy Ferdiansyah*	Present	-
12.	October 22, 2025	1. September 2025 BSI Performance Evaluation 2. Approval of 2026-2028 RBB Proposal 3. Approval of Corporate Planning	Felicitas Tallulembang	Present	-
			Muhadjir Effendi	Present	-
			Nizar Ahmad Saputra*	Present	-
			Addin Jauharudin*	Present	-
			Mohammad Syafii Antonio*	Present	-
			Mohammad Agus Rofiudin*	Present	-
			Kamaruddin Amin*	Present	-
			Meidy Ferdiansyah*	Present	-
13.	November 27, 2025	October 2025 BSI Performance Evaluation	Felicitas Tallulembang	Present	-
			Muhadjir Effendi	Present	-
			Nizar Ahmad Saputra*	Present	-
			Addin Jauharudin*	Present	-
			Mohammad Syafii Antonio*	Present	-
			Mohammad Agus Rofiudin*	Present	-
			Kamaruddin Amin*	Present	-
			Meidy Ferdiansyah*	Present	-
14.	December 15, 2025	Proposed Changes to the Members of the Board of Commissioners' Supporting Committee	Felicitas Tallulembang	Present	-
			Muhadjir Effendi	Present	-
			Nizar Ahmad Saputra	Present	-
			Addin Jauharudin*	Present	-
			Mohammad Syafii Antonio*	Present	-
			Mohammad Agus Rofiudin	Present	-
			Kamaruddin Amin	Present	-
			Meidy Ferdiansyah*	Present	-
15.	December 17, 2025	1. November 2025 BSI Performance Evaluation 2. Hardclose Audit by KAP E&Y on BSI Financial Statements as of December 31, 2025	Felicitas Tallulembang	Present	-
			Muhadjir Effendi	Present	-
			Nizar Ahmad Saputra	Present	-
			Addin Jauharudin*	Present	-
			Mohammad Syafii Antonio*	Present	-
			Mohammad Agus Rofiudin	Present	-
			Kamaruddin Amin	Not Present	leave/sick leave
			Meidy Ferdiansyah*	Present	-

*The appointment is effective upon approval from the Financial Services Authority regarding the fit and proper test.

BOARD OF COMMISSIONERS

Joint Meetings of the Board of Commissioners and the Board of Directors

Throughout 2025, the agenda, dates, and participants for Joint Meetings of the Board of Commissioners and the Board of Directors are as follows.

Joint Meeting of the Board of Commissioners with the Board of Directors

No.	Meeting Date	Agenda	Meeting Participants - Board of Commissioners	Attendance	Meeting Participants - Board of Directors	Attendance
1.	Januari 16, 2025	December 2024 BSI Performance Evaluation	Muliaman D Hadad	Present	Hery Gunardi	Present
			Adiwarman Karim	Present	Tribuana Tunggadewi	Present
			Komaruddin Hidayat	Present	Ari Rizaldi	Present
			Muhammad Nasir	Present	Saladin Dharma Nugraha Effendi	Present
			Suyanto	Present	Harry Gusti	Present
			Masduki Baidlowi	Not Present	Bob Tyasika Ananta	Present
			Fauzi	Present	Ade Cahyo Nugroho	Present
			Nazaruddin	Present	Anton Sukarna	Present
			Abu Rokhmad	Present	Grandhis Helmi Harumansyah	Present
			Felicitas Tallulembang	Present	Zaidan Novari	Present
2.	February 20, 2025	Januari 2025 BSI Performance Evaluation	Muliaman D Hadad	Present	Zaidan Novari	Present
			Adiwarman Karim	Present	Hery Gunardi	Present
			Komaruddin Hidayat	Present	Tribuana Tunggadewi	Present
			Muhammad Nasir	Present	Ari Rizaldi	Not Present
			Suyanto	Present	Saladin Dharma Nugraha Effendi	Present
			Masduki Baidlowi	Present	Harry Gusti	Present
			Fauzi	Present	Bob Tyasika Ananta	Present
			Nazaruddin	Present	Ade Cahyo Nugroho	Present
			Abu Rokhmad	Not Present	Anton Sukarna	Not Present
			Felicitas Tallulembang	Present	Grandhis Helmi Harumansyah	Present
3.	March 20, 2025	February 2025 BSI Performance Evaluation	Muliaman D Hadad	Present	Hery Gunardi	Present
			Adiwarman Karim	Present	Tribuana Tunggadewi	Present
			Komaruddin Hidayat	Present	Ari Rizaldi	Present
			Muhammad Nasir	Present	Saladin Dharma Nugraha Effendi	Present
			Suyanto	Present	Harry Gusti	Not Present
			Masduki Baidlowi	Present	Bob Tyasika Ananta	Present
			Fauzi	Present	Ade Cahyo Nugroho	Present
			Nazaruddin	Present	Anton Sukarna	Present
			Abu Rokhmad	Present	Grandhis Helmi Harumansyah	Present
			Felicitas Tallulembang	Present	Zaidan Novari	Present

BOARD OF COMMISSIONERS

No.	Meeting Date	Agenda	Meeting Participants - Board of Commissioners	Attendance	Meeting Participants - Board of Directors	Attendance
4.	April 24, 2025	March 2025 BSI Performance Evaluation	Muliaman D Hadad	Present	Tribuana Tunggadewi	Present
			Adiwarman Karim	Present	Harry Gusti	Present
			Komaruddin Hidayat	Present	Bob Tyasika Ananta	Present
			Muhammad Nasir	Present	Ade Cahyo Nugroho	Present
			Suyanto	Present	Anton Sukarna	Present
			Masduki Baidlowi	Present	Grandhis Helmi Harumansyah	Present
			Fauzi	Present	Zaidan Novari	Present
			Nazaruddin	Present		
			Abu Rokhmad	Present		
			Felicitas Tallulembang	Present		
5.	May 26, 2025	April 2025 BSI Performance Evaluation	Felicitas Tallulembang	Present	Anggoro Eko Cahyo*	Present
			Muhadjir Effendi	Present	Bob Tyasika Ananta	Present
			Nizar Ahmad Saputra	Present	Ade Cahyo Nugroho	Present
			Addin Jauharudin*	Present	Anton Sukarna	Present
			Mohammad Syafii Antonio*	Present	Grandhis Helmi Harumansyah	Not Present
			Mohammad Agus Rofiudin	Present	Zaidan Novari	Present
			Kamaruddin Amin	Present	Firman Nugraha*	Present
			Meidy Ferdiansyah*	Not Present	Kemas Erwan Husainy*	Present
					Muharto Hadi Suprapto*	Present
6	August 21, 2025	July 2025 BSI Performance Evaluation	Felicitas Tallulembang	Present	Arief Adhi Sanjaya*	Present
			Muhadjir Effendi	Present	Anggoro Eko Cahyo*	Present
			Nizar Ahmad Saputra	Present	Bob Tyasika Ananta	Present
			Addin Jauharudin*	Present	Ade Cahyo Nugroho	Present
			Mohammad Syafii Antonio*	Present	Anton Sukarna	Present
			Mohammad Agus Rofiudin	Present	Grandhis Helmi Harumansyah	Present
			Kamaruddin Amin	Present	Zaidan Novari	Present
			Meidy Ferdiansyah*	Present	Firman Nugraha*	Present
					Kemas Erwan Husainy*	Present
					Muharto Hadi Suprapto*	Present

BOARD OF COMMISSIONERS

No.	Meeting Date	Agenda	Meeting Participants - Board of Commissioners	Attendance	Meeting Participants - Board of Directors	Attendance
7.	September 25, 2025	August 2025 BSI Performance Evaluation	Felicitas Tallulembang	Present	Anggoro Eko Cahyo	Present
			Muhadjir Effendi	Present	Bob Tyasika Ananta	Present
			Nizar Ahmad Saputra*	Present	Ade Cahyo Nugroho	Present
			Addin Jauharudin*	Present	Anton Sukarna	Present
			Mohammad Syafii Antonio*	Present	Grandhis Helmi Harumansyah	Present
			Mohammad Agus Rofiudin*	Present	Zaidan Novari	Present
			Kamaruddin Amin*	Present	Firman Nugraha*	Present
			Meidy Ferdiansyah*	Present	Kemas Erwan Husainy*	Present
					Muharto Hadi Suprapto*	Present
					Arief Adhi Sanjaya*	Present
8.	November 27, 2025	October 2025 BSI Performance Evaluation	Felicitas Tallulembang	Present	Anggoro Eko Cahyo	Not Present
			Muhadjir Effendi	Present	Bob Tyasika Ananta	Present
			Nizar Ahmad Saputra*	Present	Ade Cahyo Nugroho	Present
			Addin Jauharudin*	Present	Anton Sukarna	Present
			Mohammad Syafii Antonio*	Present	Grandhis Helmi Harumansyah	Present
			Mohammad Agus Rofiudin*	Present	Zaidan Novari	Present
			Kamaruddin Amin*	Present	Firman Nugraha*	Present
			Meidy Ferdiansyah*	Present	Kemas Erwan Husainy	Not Present
				Present	Muharto Hadi Suprapto	Present
					Arief Adhi Sanjaya*	Present
9	December 18, 2025	1. November 2025 BSI Performance Evaluation 2. Hardclose Audit of KAP E&Y on BSI Financial Statements as of December 31, 2025	Felicitas Tallulembang	Present	Anggoro Eko Cahyo	Present
			Muhadjir Effendi	Present	Bob Tyasika Ananta	Present
			Nizar Ahmad Saputra	Present	Ade Cahyo Nugroho	Present
			Addin Jauharudin*	Present	Anton Sukarna	Present
			Mohammad Syafii Antonio*	Present	Grandhis Helmi Harumansyah	Present
			Mohammad Agus Rofiudin	Present	Zaidan Novari	Present
			Kamaruddin Amin	Present	Firman Nugraha	Present
			Meidy Ferdiansyah*	Present	Kemas Erwan Husainy	Not Present
					Muharto Hadi Suprapto	Present
					Arief Adhi Sanjaya	Present

*The appointment shall take effect upon obtaining approval from the Financial Services Authority based on an assessment of competence and suitability (fit and proper test).

BOARD OF COMMISSIONERS

Joint Meeting of the Board of Commissioners with the Board of Directors and Sharia Supervisory Board

No.	Meeting Date	Agenda	Meeting Participants – Board of Commissioners	Attendance	Meeting Participants – Board of Directors and Sharia Supervisory Board	Attendance
1.	Januari 16, 2025	PwC: Clearance Meeting Meeting Audit BSI 2024	Muliaman D Hadad	Present	Hery Gunardi	Not Present
			Adiwarman Karim	Present	Tribuana Tunggadewi	Not Present
			Komaruddin Hidayat	Present	Ari Rizaldi	Not Present
			Muhammad Nasir	Present	Saladin D. Effendi	Present
			Suyanto	Present	Harry Gusti	Not Present
			Masduki Baidlowi	Not Present	Bob Tyasika Ananta	Present
			Fauzi	Present	Ade Cahyo Nugroho	Present
			Nazaruddin	Present	Anton Sukarna	Not Present
			Abu Rokhmad	Present	Grandhis Helmi Harumansyah	Present
			Felicitas Tallulembang	Present	Zaidan Novari	Present
					Hasanuddin	Present
					Moh. Hidayat	Present
					Oni Sahroni	Present
					Abdul Ghofur	Present
					Jaih Mubarok	Present
					Hasanuddin	Present
					Moh. Hidayat	Present
					Oni Sahroni	Present
					Abdul Ghofur	Present
					Jaih Mubarok	Present
2.	Juni 19, 2025	May 2025 BSI Performance Evaluation	Felicitas Tallulembang	Present	Bob Tyasika Ananta	Not Present
			Muhadjir Effendi*	Present	Ade Cahyo Nugroho	Present
			Nizar Ahmad Saputra*	Present	Anton Sukarna	Present
			Addin Jauharudin*	Present	Grandhis Helmi Harumansyah	Present
			Mohammad Syafii Antonio*	Not Present	Zaidan Novari	Present
			Mohammad Agus Rofiudin*	Present	Anggoro Eko Cahyo*	Present
			Kamaruddin Amin*	Not Present	Firman Nugraha*	Present
			Meidy Ferdiansyah*	Present	Kemas Erwan Husainy*	Not Present
					Muharto Hadi Suprapto*	Present
					Arief Adhi Sanjaya*	Not Present
					Hasanuddin	Present
					Moh. Hidayat	Present
					Oni Sahroni	Present
					Abdul Ghofur	Present
					Jaih Mubarok	Present

BOARD OF COMMISSIONERS

No.	Meeting Date	Agenda	Meeting Participants – Board of Commissioners	Attendance	Meeting Participants – Board of Directors and Sharia Supervisory Board	Attendance
3.	July 24, 2025	Kick-Off Meeting of KAP E & Y's Audit of BSI's Financial Statements as of June 30, 2025	Felicitas Tallulembang	Present	Bob Tyasika Ananta	Present
			Muhadjir Effendi	Present	Ade Cahyo Nugroho	Present
			Nizar Ahmad Saputra	Present	Anton Sukarna	Present
			Addin Jauharudin*	Present	Grandhis Helmi Harumansyah	Present
			Mohammad Syafii Antonio*	Present	Zaidan Novari	Present
			Mohammad Agus Rofiudin	Present	Anggoro Eko Cahyo*	Present
			Kamaruddin Amin	Present	Firman Nugraha*	Present
			Meidy Ferdiansyah*	Present	Kemas Erwan Husainy*	Present
					Muharto Hadi Suprapto*	Present
					Arief Adhi Sanjaya*	Present
					Hasanuddin	Present
					Moh. Hidayat	Present
					Oni Sahroni	Not Present
					Abdul Ghofur	Not Present
					Jaih Mubarok	Present
4.	July 24, 2025	June 2025 BSI Performance Evaluation	Felicitas Tallulembang	Present	Bob Tyasika Ananta	Present
			Muhadjir Effendi	Present	Ade Cahyo Nugroho	Not Present
			Nizar Ahmad Saputra*	Present	Anton Sukarna	Present
			Addin Jauharudin*	Present	Grandhis Helmi Harumansyah	Present
			Mohammad Syafii Antonio*	Present	Zaidan Novari	Present
			Mohammad Agus Rofiudin*	Present	Anggoro Eko Cahyo	Present
			Kamaruddin Amin*	Present	Firman Nugraha*	Present
			Meidy Ferdiansyah*	Present	Kemas Erwan Husainy*	Present
					Muharto Hadi Suprapto*	Present
					Arief Adhi Sanjaya*	Present
					Hasanuddin	Present
					Moh. Hidayat	Present
					Oni Sahroni	Present
					Abdul Ghofur	Present
					Jaih Mubarok	Present

BOARD OF COMMISSIONERS

No.	Meeting Date	Agenda	Meeting Participants – Board of Commissioners	Attendance	Meeting Participants – Board of Directors and Sharia Supervisory Board	Attendance
5	September 12, 2025	Closing Meeting of KAP E&Y Audit on BSI Interim Financial Statements as of 30 June 2025	Felicitas Tallulembang	Present	Bob Tyasika Ananta	Present
			Muhadjir Effendi	Present	Ade Cahyo Nugroho	Not Present
			Nizar Ahmad Saputra	Present	Anton Sukarna	Present
			Addin Jauharudin	Present	Grandhis Helmi Harumansyah	Present
			Mohammad Syafii Antonio*	Present	Zaidan Novari	Not Present
			Mohammad Agus Rofiudin	Present	Anggoro Eko Cahyo	Present
			Kamaruddin Amin	Present	Firman Nugraha	Present
			Meidy Ferdiansyah*	Present	Kemas Erwan Husainy	Present
					Muharto Hadi Suprapto	Present
					Arief Adhi Sanjaya	Present
					Hasanuddin	Present
					Moh. Hidayat	Present
					Oni Sahroni	Present
					Abdul Ghofur	Present
					Jaih Mubarok	Present
6	October 23, 2025	1. September 2025 Performance 2. Evaluation, Approval of 2026-2028 RBB Proposal 3. Approval of Corporate Planning	Felicitas Tallulembang	Present	Bob Tyasika Ananta	Present
			Muhadjir Effendi	Present	Ade Cahyo Nugroho	Present
			Nizar Ahmad Saputra	Present	Anton Sukarna	Present
			Addin Jauharudin	Present	Grandhis Helmi Harumansyah	Present
			Mohammad Syafii Antonio*	Present	Zaidan Novari	Present
			Mohammad Agus Rofiudin	Present	Anggoro Eko Cahyo	Present
			Kamaruddin Amin	Present	Firman Nugraha	Present
			Meidy Ferdiansyah*	Present	Kemas Erwan Husainy	Present
					Muharto Hadi Suprapto	Present
					Arief Adhi Sanjaya	Present
					Hasanuddin	Present
					Moh. Hidayat	Present
					Oni Sahroni	Present
					Abdul Ghofur	Present
					Jaih Mubarok	Present

*) The appointment shall take effect upon obtaining approval from the Financial Services Authority based on an assessment of competence and suitability

BOARD OF COMMISSIONERS

(fit and proper test).

Frequency and Attendance of the Board of Commissioners' Meetings

Name	Position	Board of Commissioners Meeting		
		Number and Percentage of Attendance		
		Number of Meetings	Number of Attendance	Percentage
Muliaman D Hadad*	President Commissioner concurrently Independent Commissioner	4	4	100%
Adiwarman Karim*	Deputy President Commissioner concurrently Independent Commissioner	4	4	100%
Komaruddin Hidayat*	Independent Commissioner	4	4	100%
Muhammad Nasir*	Independent Commissioner	4	4	100%
Suyanto*	Commissioner	4	4	100%
Masduki Baidlowi*	Commissioner	4	3	75%
Fauzi*	Commissioner	4	4	100%
Nazaruddin*	Commissioner	4	4	100%
Abu Rokhmad*	Commissioner	4	3	75%
Felicitas Tallulembang	Independent Commissioner	15	15	100%
Muhadjir Effendi**	President Commissioner	11	10	91%
Nizar Ahmad Saputra**	Independent Commissioner	11	11	100%
Addin Jauharudin**	Independent Commissioner	11	11	100%
Mohammad Syafii Antonio**	Independent Commissioner	11	9	82%
Mohammad Agus Rofiudin**	Commissioner	11	11	100%
Kamaruddin Amin**	Commissioner	11	9	82%
Meidy Ferdiansyah**	Commissioner	11	10	91%

* Ended the term of office on May 16, 2025
** Commence the term of office on May 17, 2025

RECOMMENDATIONS AND IMPLEMENTATION OF THE BOARD OF COMMISSIONERS' DUTIES

In reference with the Company's Articles of Association, the Board of Commissioners carries out oversight of management policies and the overall conduct of the Company's affairs by the Board of Directors, encompassing both corporate governance and business operations. This role includes providing advice to the Board of Directors, as well as monitoring the implementation of the Company's long-term plan, annual work plan, compliance with the Articles of Association and resolutions of the GMS, adherence to prevailing laws and regulations, and alignment with the Company's objectives and best interests.

In fulfilling its responsibilities, the Board of Commissioners emphasises the importance of sustaining performance to support BSI's long-term resilience and growth. As such, the Board of Commissioners provides its views, guidance, and recommendations to Management in relation to BSI's performance as at 31 December 2025, as outlined below:

BOARD OF COMMISSIONERS

Joint Meeting of the Board of Commissioners and the Board of Directors			GMS		
Number and Percentage of Attendance			Number and Percentage of Attendance		
Number of Meetings	Number of Attendance	Percentage	Number of Meetings	Number of Attendance	Percentage
4	4	100%	1	1	100%
4	4	100%	1	1	100%
4	4	100%	1	1	100%
4	4	100%	1	1	100%
4	4	100%	1	1	100%
4	3	75%	1	1	100%
4	4	100%	1	1	100%
4	4	100%	1	1	100%
4	4	100%	1	1	100%
9	9	100%	2	2	100%
5	5	100%	1	1	100%
5	5	100%	1	1	100%
5	5	100%	1	1	100%
5	5	100%	1	1	100%
5	5	100%	1	1	100%
5	5	100%	1	1-	100%
6	5	83%	1	1	100%

No.	Subject	Board of Commissioners' Directions/Advice/Recommendations
1.	Performance	The Board of Commissioners appreciates BSI's performance which, during the 2025 period, demonstrated financial performance that in general achieved the targets in accordance with the established Bank Business Plan (RBB), including: 1. Total Assets grew to Rp456 trillion or increased by 11.64% compared to the previous year. 2. Return on Equity (RoE) of 16.85%. 3. Net profit of Rp7.57 trillion, increased by 8.02% compared to the previous year (achieving 100.96% of the target). 4. Financing amounted to Rp318.84 trillion, growing 14.49% year-on-year (achieving 102.73% of the target). 5. Third Party Funds (DPK) of Rp380.5 trillion recorded growth of 16.20% year-on-year (achieving 109.07% of the target). 6. Financing quality remained well maintained with the gross non-performing financing (NPF) ratio at 1.81%. 7. The gold segment became one of the main growth drivers, increasing by 78.6% to Rp22.9 trillion. 8. The realization of several strategic initiatives, such as BSI becoming a Bullion Bank, obtaining a principal license for a branch office in Saudi Arabia, the launch of BEWIZE as a service for corporate (wholesale) customers, and others.

BOARD OF COMMISSIONERS

No.	Subject	Board of Commissioners' Directions/Advice/Recommendations
2.	Third Party Funds	1. The acquisition of Third Party Funds (DPK) in December 2025 amounted to Rp380.5 trillion (achievement of 109.07%) or increased by Rp13 trillion month-to-month. The DPK growth consisted of current accounts amounting to Rp3.0 trillion, savings amounting to Rp9.8 trillion, and time deposits amounting to Rp239 billion. With this DPK growth, the CASA percentage in December 2025 reached 61.62%, an increase from November 2025 at 60.33%, but still below the target of 62.20%. Therefore, going forward, more significant efforts are required to increase CASA through increasing current account and savings balances, implementing close-loop strategies, and optimizing BSI's role as a transaction bank, particularly for low cost of fund (CoF) DPK in the retail segment (micro, ISE, SME, and RDG segments). 2. Savings growth month-to-month (November 2025 – December 2025) amounted to Rp9.8 trillion, which is expected to continue and not decline in the first quarter of 2026, considering that growth over 11 months (December 2024 – November 2025) reached Rp12.3 trillion or an average monthly growth of Rp1.1 trillion. For information, based on last year's data, there was a decline in savings at the beginning of the year amounting to Rp4.2 trillion from Rp140.5 trillion (December 2024) to Rp136.3 trillion (January 2025). Therefore, this savings growth should be closely monitored, particularly in the first quarter of 2026. 3. The growth of Hajj Savings in December 2025 (month-to-month) was negative Rp964 billion, caused by the settlement schedule of Hajj pilgrims departing in 2026, although the number of NOA continued to increase. Therefore, BSI should continue to develop appropriate programs to increase Hajj Savings balances and the number of NOA. 4. The growth of priority customer funds in December 2025 amounted to Rp1,551 billion (month-to-month) and is expected to be sustainable. Going forward, this growth should be maintained through optimization of both intensification and extensification programs for priority customers, supported by competent human resources and strict monitoring.
3.	Financing	1. The growth rate of BSI's financing as of December 31, 2025 was 14.49%, which was above the national credit growth of 7.74% YoY (November 2025, based on OJK data), and should be maintained through sound financing and in accordance with the target market. 2. Wholesale segment financing as of December 2025 amounted to Rp90.80 trillion, increasing month-to-month by Rp5.85 trillion and year-on-year by Rp13.58 trillion, and achieved the target (110.66%) with a composition of 28.5% of total financing. Going forward, the growth of the wholesale segment business can become BSI's core business, without neglecting the MSME segment, through the development of the wholesale segment business, particularly those included in the Islamic Ecosystem (ISE), to obtain broader derivative business (value chain) so that more wholesale segments can conduct business in accordance with sharia principles while increasing BSI's financing market share in the national banking industry. 3. The performance of Micro financing, both Micro KUR and Non-KUR, only achieved 91.51% and 86.17% of the target, respectively, due to improvements in business processes whose implementation was carried out in mid-2025. With improved business processes, it is expected that the growth of the Micro segment in the future will improve with better risk management, thereby maintaining its quality. 4. BSI should utilize benevolent funds more optimally, namely by using the Bank's benevolent funds for the benefit of the community, for example by paying insurance premiums for MSME customers, which can ease the burden on MSME customers, particularly to reduce the risk of non-performing financing in the future.

BOARD OF COMMISSIONERS

No.	Subject	Board of Commissioners' Directions/Advice/Recommendations
4.	Net Profit	1. BSI's net profit as of December 2025 reached Rp7.56 trillion or increased by 8.02% YoY; however, it experienced slower growth compared to the previous period. This was mainly due to an increase in three major costs/expenses, namely profit-sharing expenses and bonuses (CoF), which increased by 15.73% YoY, overhead costs (OHC), which increased by 16.36% YoY, and allowance for impairment losses (CKPN/CoC), which increased by 24.45% YoY. The increase in CKPN was particularly due to the restructuring program resulting from the Aceh and Sumatra disasters. 2. The excess realization of overhead costs in December 2025 compared to the budget (Rp13,572 billion vs Rp12,810 billion) should receive attention and serve as an evaluation point going forward, particularly during budget preparation and in controlling and managing overhead costs in a more integrated and stricter manner to improve the Cost Efficiency Ratio (CIR) and BOPO ratio. 3. To ensure that the productivity of employees within the network continues to increase, the realization of Contribution Margin per branch, Contribution Margin per employee, or other ratios indicating productivity should be monitored in a disciplined and continuous manner and reported regularly in the Monthly Performance Report.
5.	Others	1. Conduct an evaluation of all strategic work plans for 2025 that have not been realized as well as those that are carried over (multiyears) to ensure that the strategic work plans for 2026 that have been planned can be executed in accordance with the established plan and timeline targets. 2. With regard to the gold business, the Bank should remain vigilant and prepare appropriate strategies to anticipate fluctuations in gold prices that are highly likely to occur in 2026 and beyond. 3. Although the Macroprudential Inclusive Financing Ratio (RPIM) as of December 2025 was 33.86%, which remains above the regulatory requirement of 30%, this achievement was below the RBB target of 35.24% and declined compared to December 2024 (35.23%) and November 2025 (33.91%). The decline in RPIM was also in line with the decrease in the MSME financing ratio, which as of December 31, 2025 reached 16.52%, declining from 18.86% in December 2024. Therefore, going forward, efforts should be made to ensure that RPIM achieves the established target so that the Bank can contribute more significantly to inclusive financing (particularly for MSMEs) while maintaining better risk management.

Throughout 2025, the Board of Commissioners carried out its oversight function over the Bank's policies and management by the Board of Directors in accordance with prevailing laws and regulations, the Company's Articles of Association, and the Work Plan approved at the beginning of the year. To ensure alignment with the Bank's strategic direction and GCG principles, the Board of Commissioners undertook the following supervisory activities:

1. Supervised the Implementation of the Bank Business Plan (RBB):
   a. Directed, monitored, and evaluated the implementation of the Bank's strategic policies for 2024-2026, including assessments of the Corporate Plan, RBB, and financial performance on a monthly basis.
   b. Oversaw the achievement of the RBB, particularly key business plan objectives such as credit distribution, asset quality improvement, third-party fund collection, productivity, and efficiency.
   c. Reviewed the Revised RBB for 2024-2026.
   d. Evaluated the realization of the RBB as reported to the Financial Services Authority (OJK) on a semi-annual basis and submitting the RBB supervision report to OJK.
   e. Reviewing and approving the Bank Business Plan (RBB) for 2025-2027.
2. Reviewed Financial Information: Analyzing financial reports to be issued by the Company, as prepared by Public Accounting Firms (KAP) or other external parties.

BOARD OF COMMISSIONERS

3. Supervised Internal Control at BSI:
   a. Ensured that BSI's internal control system is operating effectively.
   b. Ensured that the Board of Directors monitors the effectiveness of the Internal Audit Business Unit (SKAI).
   c. Overseeing the implementation of the Internal Audit Business Unit's (SKAI) duties.
4. Supervised the Bank's Soundness Level: Conducting supervision, monitoring, and evaluation of the Bank's financial soundness on a semi-annual basis and supporting the Board of Directors in taking necessary actions to maintain and/or improve the Bank's soundness level.
5. Supervised the Risk Management Unit: Monitoring risk management strategies to ensure the Bank operates within acceptable risk tolerance levels
6. Supervised Compliance Implementation at BSI:
   a. Evaluated BSI's compliance function, ensuring it is effectively implemented, and providing recommendations to the Board of Directors to enhance compliance quality.
   b. Reviewed compliance function reports and updates on the duties of the Compliance Director, as periodically submitted by the Board of Directors.
   c. Monitored the implementation of the Anti-Fraud Strategy, Anti-Money Laundering and Counter-Terrorism Financing (AML-CFT) Program, and Customer Due Diligence Principles.
   d. Ensured the adoption of Good Corporate Governance (GCG) principles and practices at all levels, including overseeing GCG implementation, reviewing GCG reports submitted by the Board of Directors, and monitoring the results of the GCG self-assessment.
7. Evaluation and Supervision of Information Technology: Evaluating, directing, and monitoring the Bank's IT strategic plans and IT-related policies at BSI.
8. Monitored Human Resource (HR) Development: Overseeing and evaluating the management and development of human resources (HR), particularly in relation to strategic HR functions that support the Bank's performance objectives.
9. Approved Matters Requiring Board of Commissioners' Approval: Granting approval for matters that require Board of Commissioners' consent, as stipulated by applicable regulations and the Company's Articles of Association.
10. 10. Conducted Supervisory Visits. In 2025, the Board of Commissioners conducted supervisory visits to 1 (one) Regional Offices, including Regional and/or Branch Offices located in Region III (Palembang) to ensure effective implementation of policies, regulatory compliance, and operational efficiency across the Bank's branches.
11. Supervised implementation of Policy and Internal Control Procedures of the Bank Financial Reporting.

ORIENTATION PROGRAM FOR NEW COMMISSIONERS

In view of the diverse professional backgrounds of the members of the Board of Commissioners, BSI conducts an orientation program for newly appointed Commissioners. The program is designed to provide a comprehensive understanding of BSI's overall condition, strategy, and governance framework, while fostering effective collaboration and cohesion among members of the Board of Commissioners as a unified supervisory body.

In line with the BOC Charter, the orientation program for the Board of Commissioners includes:
1. Corporate introduction covering Corporate Strategy, Vision, and Mission
2. Sharia Banking Training
3. Risk Management Training
4. Training on GCG for Public Companies

In 2025, BSI appointed 3 (three) new members of the Board of Commissioners, namely Nizar Ahmad Saputra, Muhammad Syafii Antonio, and Addin Jauharudin. All newly appointed Commissioners have completed the orientation program in accordance with applicable provisions, with details of the program schedule and materials presented in the table below.

No.	Training	Date/Time	Group	Trainer	Venue
1.	Corporate Plan	Monday, June 2, 2025 (09.00–10.30 WIB)	CTO	Mr. Aji Wibowo — Head of Corporate Transformation Office	The Tower Lt. 5, Board of Commissioners Meeting Room
2.	Risk Profile BSI	Tuesday, June 3, 2025 (09.00–10.30 WIB)	ERM	Mr. Agus Setiyo Budi — Head of Enterprise Risk Management	The Tower Lt. 5, Board of Commissioners Meeting Room
3.	Bank Business Plan (RBB)	Wednesday, June 4, 2025 (09.00–10.30 WIB)	SPM	Mr. Diaz Hartadi — Head of Strategic Planning & Performance Management	The Tower Lt. 5, Board of Commissioners Meeting Room
4.	Corporate Culture	Thursday, June 5, 2025 (09.00–10.30 WIB)	BSU	Mr. Peby Elan Suryadinigrat — Head of BSI Corporate University	The Tower Lt. 5, Board of Commissioners Meeting Room
5.	Introduction to Sharia & Contract	Thursday, June 5, 2025 (11.30–12.00 WIB)	BSU	Mr. Peby Elan Suryadinigrat — Head of BSI Corporate University	The Tower Lt. 5, Board of Commissioners Meeting Room
6.	Good Corporate Governance and Fit & Proper Test	Tuesday, June 10, 2025 (09.00–10.30 WIB)	CPG	Mrs. Rosalina Dewi — Head of Compliance Group	The Tower Lt. 5, Board of Commissioners Meeting Room

TRAINING AND/OR COMPETENCY DEVELOPMENT FOR MEMBERS OF THE BOARD OF COMMISSIONERS

Policies on enhancing the competence of the Board of Commissioners are governed by the Human Capital Standard Operating Procedures, aimed at ensuring that each member possesses adequate knowledge and skills to perform their duties and responsibilities. Competency development programs include training, workshops, and other activities designed to strengthen capabilities in line with developments in the Bank's industry and business. Members of the Board of Commissioners are required to participate in competency development programs on a regular basis to maintain relevant understanding and sound decision-making.

The participation of the Board of Commissioners in competency development activities during 2025 is as follows.

Name	Position	Training	Data/Place	Organizer
Muhadjir Effendy	President Commisioner	Basic Training in Islamic Banking (PDPS)	June 16-17, 2025/The Tower	Karim Consulting Indonesia
		Risk Management Training	June 23-24, 2025/ The Tower	JMS Education
		Training on Strengthening the Strategic Role of the Board of Commissioners • Banking Ethics in Public Companies • Banking Digitalization • G\]overnance & GCG • ESG & Climate Risk Management	June 30, 2025/The Tower	IBI

BOARD OF COMMISSIONERS

Name	Position	Training	Data/Place	Organizer
		Indonesia International Islamic Finance Conference 2025	November 3, 2025/ Westin Hotel Surabaya	Finansial Services Authority
		Top Executive Learning Program "The Role of Leaders in Digital Banking Business Transformation" in 2025. Speaker: Mr. Jahja Setiatmadja (President Commissioner of BCA)	November 14, 2025/ Ballroom Lt. 9 BSI Tower	BSI Corporate University
Felicitas Tallulembang	Independent Commissioner	Board Forum Q4, 2024 Sharing Session: Innovation and Collaboration to Strengthen Business Resilience Speakers: • Maruarar Sirait Minister of Housing and Settlement Areas, Republic of Indonesia • Ignesjz Kemalawarta Office of the President – PT Sinar Mas Land (Property)	February 7, 2025/ Rancamaya Hotel	Mandiri Group
		Board Forum Q1, 2025 Sharing Session: From Barriers To Breakthroughs "Navigating Business Growth Amidts Economic Dynamics" Speakers: • M. Chatib Basri, Members of the National Economic Council • Solihin Jusuf Kalla, Chief Executive Ifficer, Kalla Group	May 9, 2025/Plaza Mandiri	Mandiri Group
		Training on Strengthening the Strategic Role of the Board of Commissioners • Banking Ethics in Public Companies • Banking Digitalization • Governance & GCG • ESG & Climate Risk Management	June 30, 2025/The Tower	IBI
		Top Executive Learning Program "The Role of Leaders in Digital Banking Business Transformation" in 2025. Speaker: Mr. Jahja Setiatmadja (President Commissioner of BCA)	November 14, 2025/ Ballroom Lt. 9 BSI Tower	BSI Corporate University
		Level 6 Risk management Refreshment	November 18, 2025/ Virtual	BSI Corporate University
		Year-End Dialogue of the OJK Board of Commissioners and the Financial Services Industry	Desember 4, 2025/ Ballroom Hotel The Ritz Carlton Jakarta	OJK
Kamaruddin Amin	Commissioner	Basic Training in Islamic Banking (PDPS)	June 16-17, 2025/The Tower	Karim Consulting Indonesia
		Risk Management Training	June 23-24, 2025/ The Tower	JMS Education
		Training on Strengthening the Strategic Role of the Board of Commissioners • Banking Ethics in Public Companies • Banking Digitalization • Governance & GCG • ESG & Climate Risk Management	June 3, 2025/The Tower	IBI
		Top Executive Learning Program "The Role of Leaders in Digital Banking Business Transformation" in 2025. Speaker: Mr. Jahja Setiatmadja (President Commissioner of BCA)	November 14, 2025/ Ballroom Lt. 9 BSI Tower	BSI Corporate University

BOARD OF COMMISSIONERS

Name	Position	Training	Data/Place	Organizer
Mochamad Agus Rofiudin	Commissioner	Basic Training in Islamic Banking (PDPS)	June 16-17, 2025/The Tower	Karim Consulting Indonesia
		Risk Management Training	June 23-24, 2025/ The Tower	JMS Education
		Training on Strengthening the Strategic Role of the Board of Commissioners • Banking Ethics in Public Companies • Banking Digitalization • Governance & GCG • ESG & Climate Risk Management	June 30, 2025/The Tower	IBI
		Top Executive Learning Program "The Role of Leaders in Digital Banking Business Transformation" in 2025. Speaker: Mr. Jahja Setiatmadja (President Commissioner of BCA)	November 14, 2025/ Ballroom Lt. 9 BSI Tower	BSI Corporate University
Nizar Ahmad Saputra	Independent Commissioner	Basic Training in Islamic Banking (PDPS)	June 16-17, 2025/The Tower	Karim Consulting Indonesia
		Risk Management Training	June 23-24, 2025/ The Tower	JMS Education
		Training on Strengthening the Strategic Role of the Board of Commissioners • Banking Ethics in Public Companies • Banking Digitalization • Governance & GCG • ESG & Climate Risk Management	June 30, 2025/The Tower	IBI
		Top Executive Learning Program "The Role of Leaders in Digital Banking Business Transformation" in 2025. Speaker: Mr. Jahja Setiatmadja (President Commissioner of BCA)	November 14, 2025/ Ballroom Lt. 9 BSI Tower	BSI Corporate University
Addin Jauharuddin*	Independent Commissioner	Basic Training in Islamic Banking (PDPS)	June 16-17, 2025/The Tower	Karim Consulting Indonesia
		Risk Management Training	June 23-24, 2025/ The Tower	JMS Education
		Training on Strengthening the Strategic Role of the Board of Commissioners • Banking Ethics in Public Companies • Banking Digitalization • Governance & GCG • ESG & Climate Risk Management	June 30, 2025/The Tower	IBI
		Top Executive Learning Program "The Role of Leaders in Digital Banking Business Transformation" in 2025. Speaker: Mr. Jahja Setiatmadja (President Commissioner of BCA)	November 14, 2025/ Ballroom Lt. 9 BSI Tower	BSI Corporate University
Muhammad Syafii Antonio*	Independent Commissioner	Risk Management Training	June 23-24, 2025/ The Tower, 5th fl.	JMS Education
		Basic Training in Islamic Banking (PDPS)	June 16-17, 2025/The Tower, 5th fl.	Karim Consulting Indonesia
		Top Executive Learning Program "The Role of Leaders in Digital Banking Business Transformation" in 2025. Speaker: Mr. Jahja Setiatmadja (President Commissioner of BCA)	November 14, 2025/ Ballroom Lt. 9 BSI Tower	BSI Corporate University

BOARD OF COMMISSIONERS

Name	Position	Training	Data/Place	Organizer
Meidy Ferdiansyah*	Commissioner	Basic Training in Islamic Banking (PDPS)	June 16-17, 2025/The Tower	Karim Consulting Indonesia
		Risk Management Training	June 23-24, 2025/ The Tower	JMS Education
		Training on Strengthening the Strategic Role of the Board of Commissioners • Banking Ethics in Public Companies • Banking Digitalization • Governance & GCG • ESG & Climate Risk Management	June 30, 2025/The Tower	IBI
		Top Executive Learning Program "The Role of Leaders in Digital Banking Business Transformation" in 2025. Speaker: Mr. Jahja Setiatmadja (President Commissioner of BCA)	November 14, 2025/ Ballroom Lt. 9 BSI Tower	BSI Corporate University

[*) effective upon obtaining approval from OJK on fit and proper test

BOARD OF COMMISSIONERS PERFORMANCE ASSESSMENT

The Board of Commissioners periodically conducts a self-assessment of the performance of its supervisory function, including that of the committees under the Board of Commissioners. As part of this process, the Board of Commissioners may seek input from the Board of Directors to assess the effectiveness of the oversight carried out. The performance of this supervisory function and its assessment represent the Board of Commissioners' accountability in accordance with Law No. 40 of 2007 on Limited Liability Companies.

Performance Assessment Procedure of the Board of Commissioners

The performance assessment of the Board of Commissioners conducted through the GMS is carried out as follows:

1. The Board of Commissioners submits its performance report to be evaluated by the Shareholders at the GMS.
2. The performance of the Board of Commissioners is assessed based on predetermined indicators that are aligned with its duties and responsibilities.
3. The results of the self-assessment of each member of the Board of Commissioners serve as one of the considerations for Shareholders in deciding on the dismissal and/or reappointment of the relevant member, and are also used as a means to evaluate and enhance the effectiveness of the Board of Commissioners.

Kriteria Penilaian Kinerja Dewan Komisaris

No.	Indicator	Assessment Weight
1.	The Board of Commissioners holds at least four (4) Board meetings annually	10%
2.	The Board of Commissioners holds at least four (4) joint meetings with the Board of Directors annually.	10%
3.	The Board of Commissioners holds at least one (1) joint meeting with the Sharia Supervisory Board (DPS) annually.	10%
4.	The Board of Commissioners participates in at least one (1) seminar or training per year to enhance knowledge, expertise, and skills in their respective fields.	10%

5.	The Board of Commissioners conducts at least two (2) branch or regional office visits annually as part of its supervisory function.	10%
6.	The Board of Commissioners evaluates the performance of Bank Syariah Indonesia at least four (4) times per year.	10%
7.	The Board of Commissioners prepares and submits the Bank Business Plan Supervision Report to regulators at least twice (2) per year.	10%
8.	The Board of Commissioners reviews, evaluates, and approves matters that require Board approval as stipulated by applicable regulations and the Company's Articles of Association	10%
9.	The Board of Commissioners ensures the implementation of Good Corporate Governance (GCG) principles and practices at all organizational levels.	10%
10.	The Board of Commissioners ensures that the committees under its supervision, including the Audit Committee, Risk Monitoring Committee, and and Remuneration & Nomination Committee, effectively carry out their duties in accordance with applicable regulations. The following indicators are used to assess the implementation of the duties and functions of the committees under the Board of Commissioners: • Implementation of Committee Meetings and Work Plans • Attendance and participation in Committee Meetings • Submission of review results to the Board of Commissioners • Timely preparation and submission of Committee Reports	10%

Assessors

The performance assessment of the Board of Commissioners was carried out through self-assessment.

Results of the Board of Commissioners Performance Assessment

No.	Indicator	Assessment Weight	Achievement
1.	The Board of Commissioners holds at least four (4) Board meetings annually	10%	100%
2.	The Board of Commissioners holds at least four (4) joint meetings with the Board of Directors annually.	10%	100%
3.	The Board of Commissioners holds at least one (1) joint meeting with the Sharia Supervisory Board (DPS) annually.	10%	100%
4.	The Board of Commissioners participates in at least one (1) seminar or training per year to enhance knowledge, expertise, and skills in their respective fields.	10%	100%
5.	The Board of Commissioners conducts at least two (2) branch or regional office visits annually as part of its supervisory function.	10%	100%
6.	The Board of Commissioners evaluates the performance of Bank Syariah Indonesia at least four (4) times per year.	10%	100%
7.	The Board of Commissioners prepares and submits the Bank Business Plan Supervision Report to regulators at least twice (2) per year.	10%	100%
8.	The Board of Commissioners reviews, evaluates, and approves matters that require Board approval as stipulated by applicable regulations and the Company's Articles of Association	10%	100%
9.	The Board of Commissioners ensures the implementation of Good Corporate Governance (GCG) principles and practices at all organizational levels.	10%	100%

BOARD OF COMMISSIONERS

No.	Indicator	Assessment Weight	Achievement
10.	The Board of Commissioners ensures that the committees under its supervision, including the Audit Committee, Risk Monitoring Committee, and Remuneration & Nomination Committee, effectively carry out their duties in accordance with applicable regulations. The following indicators are used to assess the implementation of the duties and functions of the committees under the Board of Commissioners: • Implementation of Committee Meetings and Work Plans • Attendance and participation in Committee Meetings • Submission of review results to the Board of Commissioners • Timely preparation and submission of Committee Reports	10%	100%

PERFORMANCE ASSESSMENT OF COMMITTEES UNDER THE BOARD OF COMMISSIONERS AND ITS BASIS

The Board of Commissioners ensures that all committees under its oversight, namely the Audit Committee, the Risk Monitoring Committee, and the Remuneration and Nomination Committee, have performed their duties and functions effectively and in compliance with applicable regulations. The performance of these committees is assessed annually by the Board of Commissioners as part of its commitment to maintaining effective oversight and strengthening GCG practices.

The performance assessment criteria for the committees include, among others:
1. Conduct of committee meetings and the implementation of committee work plans.
2. Attendance levels and active participation of members in committee meetings.
3. Submission of review results and recommendations to the Board of Commissioners.
4. Timely preparation and submission of committee reports.

Throughout 2025, the Board of Commissioners assessed that all committees demonstrated good overall performance. This assessment was based on an evaluation of the execution of their duties, the effectiveness of their roles in supporting the Board of Commissioners' supervisory function, and their contributions to enhancing governance, risk management, and regulatory compliance.

Audit Committee

Throughout 2025, the Audit Committee has carried out its duties and responsibilities well. The Audit Committee has held 22 (twenty-two) meetings and carried out its duties, including:
1. Reviewed the implementation of audits by internal and external auditors, and supervising the implementation of follow-up actions by the Board of Directors on the auditor's findings;
2. Provided Recommendations for the Proposal for the Appointment of a Public Accounting Firm (KAP) and Public Accountant (AP) for the Audit of the Annual Financial Report of PT Bank Syariah Indonesia Tbk in 2025;
3. Provided the recommendation to the Board of Commissioners regarding the approval of the Audit Service Honorarium for BSI's Financial Statements for the 2025 Fiscal Year;
4. Provided the recommendation to the Board of Commissioners regarding the approval of Published Financial Statements throughout 2025.
5. Monitored and evaluated the implementation of the Anti-Fraud Strategy throughout 2025.
6. Evaluated the realization of the implementation of Internal Control Over Financial Reporting (ICOFR) throughout 2025.
7. Conducted specific monitoring and evaluation of strategic issues throughout 2025, such as:
   a. Evaluation of the development of the Islamic Ecosystem (ISE) program
   b. Evaluation of the progress of Information Technology development

c. Evaluation of readiness for Eid al-Fitr (operations and IT)
d. Evaluation of the implementation of sharia combined assurance in 2025
e. Evaluation of the development of the Operational Excellence program
f. Evaluation of the development of data analytics initiatives
g. Evaluation of the implementation of customer care
h. Evaluation of readiness for the 2025 year-end holiday and the beginning of 2026

8. Jointly with the Risk Monitoring Committee, discussed and evaluated:
   a. Monthly Performance Evaluation at the Board of Commissioners and Board of Directors Meeting.
   b. Approval of the Bank Business Plan (RBB) and revisions to the RBB at the Joint Meeting of the Board of Commissioners, Board of Directors, and Sharia Supervisory Board.

Remuneration and Nomination Committee

Throughout 2025, the Remuneration and Nomination Committee has carried out its duties and responsibilities well. The Remuneration and Nomination Committee has held 4 (four) meetings and carried out its duties, including:

1. Proposal for the 2025 Management Remuneration and 2024 Performance Bonus (Tantiem).
2. Recommendation for Candidates for the Company's Management.
3. Reviewed the Bank's Human Resources Policy.

Risk Monitoring Committee

Throughout 2025, the Risk Monitoring Committee has carried out its duties and responsibilities well. The Risk Monitoring Committee has held 25 (twenty five) meetings and carried out its duties, including:

1. Conducted an evaluation of the suitability between risk management policies and the implementation of Bank policies;
2. Conducted monitoring and evaluation of the implementation of the duties of the Risk Management Committee and risk management work units;
3. Oversaw and evaluated the Bank's Financial Soundness Report on a semi-annual basis.;
4. Supervised and evaluated Compliance Reports, including:
   a. Report on the Duties & Responsibilities of the Director overseeing Compliance / Compliance Report,
   b. Integrated Compliance Report & Integrated Governance Report,
   c. Anti-Money Laundering and Counter-Terrorism Financing (AML-CFT) Report;
5. Monitoring the Recovery & Resolution Plan reporting.
6. Overseeing risk management related to corporate actions or other initiatives, such as proposals for Threshold Limits (Board of Directors' authority requiring Board of Commissioners' approval).
7. Overseeing the implementation of the 2026 Sustainable Finance Action Plan.
8. Supervising and evaluating:
   a. The Bank's Human Resource Development Strategy.
   b. The Retail Banking Strategy incl. Bullion Bank.
   c. The Consumer Banking Strategy.
   d. The Treasury & International Banking Strategy.
   e. The Wholesale Banking Strategy incl. Handling High Risk Account Customer.
   f. The Product Development and Marketing Communication.
   g. The Network Development Strategy.
9. Discuss with Chief Economist and evaluation

REMUNERATION AND NOMINATION OF THE BOARD OF DIRECTORS, BOARD OF COMMISSIONERS, AND SHARIA SUPERVISORY BOARD

GUIDELINES FOR THE NOMINATION OF THE BOARD OF DIRECTORS, BOARD OF COMMISSIONERS, AND SHARIA SUPERVISORY BOARD

One of the duties of the Remuneration and Nomination Committee is to establish a nomination system for members of the Board of Commissioners, the Board of Directors, and the Sharia Supervisory Board of the Company. This system forms part of the Company's GCG policy and serves as a guideline for the Board of Commissioners and the GMS in determining the nomination of members of the Board of Commissioners, the Board of Directors, and the Sharia Supervisory Board.

1. **Basic Principles**
   a. **Eligibility Requirements**
      Candidates for the Board of Directors, the Board of Commissioners, and the Sharia Supervisory Board must meet the requirements stipulated in the Company's Articles of Association and prevailing laws and regulations, including the Limited Liability Companies Law, the Sharia Banking Law, the Capital Market Law, and other applicable provisions.

   b. **Nomination and Submission of Candidates**
      Candidates for the Board of Directors, the Board of Commissioners, and the Sharia Supervisory Board are proposed through a selection process that takes into account the eligibility requirements referred to above.

2. **Selection Procedures**
   a. a.The Remuneration and Nomination Committee identifies candidates who meet the established criteria.
   b. Based on the recommendations of the Remuneration and Nomination Committee, the Board of Commissioners submits the proposed candidates for the Board of Directors, the Board of Commissioners, and the Sharia Supervisory Board to the General Meeting of Shareholders..
   c. The selection process is conducted prior to the end of the term of office, upon the request of the Board of Commissioners, or in the event of a vacancy.

IMPLEMENTATION OF GOVERNANCE IN PROVIDING REMUNERATION FOR SHARIA COMMERCIAL BANKS

BSI REMUNERATION POLICY

BSI's remuneration policy is implemented in accordance with the prevailing regulations, namely:

a. OJK Regulation No. 59/POJK.03/2017 on Governance in the Provision of Remuneration for Sharia Commercial Banks and Sharia Business Units and its appendices;
b. Regulation of the Minister of State-Owned Enterprises of the Republic of Indonesia No. PER-04/MBU/06/2020 on the Amendment to the Regulation of the Minister of State-Owned Enterprises No. PER-03/MBU/2012 on Guidelines for the Appointment of Members of the Board of Directors and Members of the Board of Commissioners of State-Owned Enterprise Subsidiaries;
c. Regulation of the Minister of State-Owned Enterprises of the Republic of Indonesia No. PER-3/MBU/03/2023 on the Organs and Human Resources of State-Owned Enterprises;
d. Mandiri Subsidiaries Management Principles Guideline (MSMPG) 2024; and
e. The Bank's Articles of Association.

BSI's remuneration policy consistently applies the principles of good corporate governance applicable to the Bank as a sharia bank and a publicly listed company, prioritising the implementation of the prudential principle and compliance with sharia principles, while taking into account fairness within the industry in providing balanced and measurable compensation in line with the performance of each Bank employee. This is intended to encourage prudent risk-taking and employee productivity, thereby supporting the achievement of the Bank's business targets in an optimal, sustainable, and long-term manner in line with the Bank's vision and mission.

The formulation of the remuneration policy takes into account:

a. The creation of effective risk management;
b. The Bank's financial stability;
c. The adequacy and strengthening of the Bank's capital;
d. Short-term and long-term liquidity needs;
e. The Bank's potential future income; and
f. Compliance with sharia principles.

The remuneration policy includes:

1. A remuneration structure covering remuneration scales based on levels and positions, as well as remuneration components in the form of:
   a. Salary;
   b. Honorarium;
   c. Incentives; and/or
   d. Fixed and/or variable allowances.
2. Methods and mechanisms for determining remuneration. In accordance with the Bank's Articles of Association, the determination of remuneration for the Board of Commissioners, Board of Directors, and Sharia Supervisory Board is decided by the General Meeting of Shareholders, taking into account the recommendation of the Bank's Remuneration and Nomination Committee.

Monitoring of Remuneration Policy Implementation

In monitoring the implementation of the remuneration policy, the Bank periodically carries out the following activities:

a. Evaluating salary scales and bonuses on a periodic basis to ensure that the Bank's remuneration system remains competitive with the market.
b. Reviewing employee benefit facilities based on implementation data obtained from relevant work units and market data derived from surveys conducted by competent and independent institutions appointed by the Bank, using benchmarks directly against peer institutions.
c. Holding coordination forums with relevant work units to ensure these units have a proper understanding of employee benefit facilities, so that the implementation of such benefits is carried out in accordance with applicable provisions.
d. Monitoring organisational adjustments and position grading, employee development programs, and workforce planning, and ensuring their implementation complies with Human Capital provisions.

IMPLEMENTATION OF GOVERNANCE IN PROVIDING REMUNERATION FOR SHARIA COMMERCIAL BANKS

e. Monitoring the entire employee fulfilment process, starting from candidate sourcing, selection, and confirmation through to placement, and ensuring compliance with Human Capital provisions.
f. Monitoring employee training and development.
g. Monitoring the implementation of industrial relations within the Bank.
h. Monitoring the reward system.
i. Monitoring talent management and succession planning.

Scope of the Remuneration Policy Based on Specific Criteria

To create alignment and encourage improved employee motivation in light of differences in work locations, risk levels, and job capacities, the Bank measures and determines its remuneration policy by prioritising the prudential principle through benchmarking against peers.

Variable income is a component of employee remuneration received in varying amounts based on specific criteria.

Variable income consists of the following:

a. Non-Fixed Allowances
   Non-fixed allowances are cash allowances granted to certain employees, calculated based on position, nature of work, and/or work location. These allowances may change (increase or decrease) or cease to be provided if the employee no longer holds the relevant position or is no longer assigned to the respective work location. These allowances consist of:
   1) Position Allowance
      A position allowance is granted to positions with specific characteristics due to particular expertise, responsibilities, or business risks undertaken, which are not taken into account in job grading considerations or in the annual guaranteed cash positioning against the market.
   2) Communication Allowance
      A communication allowance is provided as a subsidy where the job requires intensive communication with external parties using personal communication devices.
   3) Location Allowance
      A location allowance is granted based on geographical considerations reflecting differences in living costs.
   4) Transportation Allowance
      A lump-sum allowance granted to Area Segment and Business Manager positions to support mobility in carrying out their duties. This allowance ceases if the employee no longer holds the relevant position.
b. Bonus
   A bonus represents the Bank's appreciation for performance achievements or specific conditions. Performance bonuses are awarded in recognition of employee performance achievements over a certain period. Bonuses are determined based on individual employee performance, work unit performance, and the Bank's overall performance, taking into account the Bank's business strategy and financial capacity.
c. Incentives
   Incentives represent the Bank's appreciation for achieving sales and/or operational income targets within certain limits and/or criteria. Incentives consist of:
   1) Regular Incentives
      Incentives granted on a regular basis in cash form based on the achievement of sales per unit/product or collection results in accordance with the applicable incentive schemes.
   2) Long-Term Incentives
      Incentives granted over a certain period (more than one year) to employees who are able to increase the Company's value over a defined period, such as share ownership options or other long-term incentive schemes.

Risk-Linked Remuneration

By prioritising the prudential principle, the Bank determines performance measurement methods and risk types in setting variable remuneration, taking into account the scale and complexity of the Bank's business.

The granting of variable remuneration to the Board of Directors and the Board of Commissioners takes into consideration performance, namely management performance, employee performance, business unit performance, and the Bank's overall performance, as well as the risks faced by the Bank.

IMPLEMENTATION OF GOVERNANCE IN PROVIDING REMUNERATION FOR SHARIA COMMERCIAL BANKS

In determining risks linked to variable remuneration, the Bank considers the most influential risks in its business activities as principal risks, in reference to the regulations of the Financial Services Authority governing the assessment of the soundness level of Islamic commercial banks and sharia business units.

The Bank provides variable remuneration in the form of shares or share-based instruments issued by the Bank, representing a certain percentage of variable remuneration. The percentage of remuneration granted in the form of shares or share-based instruments may differ across position levels, taking into account, among other factors, the roles and responsibilities of the respective parties in managing the Bank.

The risk-linked remuneration policy is intended to:
1. Prevent the emergence of moral hazard and prioritize prudential principles in bank management.
2. Maintain the soundness of the Bank on an individual basis.
3. Mitigate excessive risk-taking by decision-makers.

Furthermore, there is an implementation of deferred variable remuneration (Malus) or the recovery of variable remuneration that has already been paid (Clawback) to managerial personnel classified as Material Risk Takers (MRT), in accordance with the provisions of Article 26 of POJK No. 45/POJK.03/2015 concerning the Implementation of Governance in the Provision of Remuneration for Commercial Banks.

Positions and Number of Material Risk Takers (MRT)

All members of the Board of Commissioners and the Board of Directors of BSI are Material Risk Takers. The number of members of the Board of Directors and the Board of Commissioners serving during the 2025 financial year was 18 individuals.

Name of External Consultant and Consultant Engagement Related to the Remuneration Policy

In 2025, the Bank did not engage external consultants in the formulation of its remuneration policy. The Bank's remuneration policy was developed in reference to prevailing regulations in the banking and capital market sectors, as well as the Bank's internal provisions as a subsidiary of Bank Mandiri, while also taking into account internal market analysis conducted by the Bank.

POLICIES AND PROCEDURES OF REMUNERATION FOR THE BOARD OF COMMISSIONERS, BOARD OF DIRECTORS, AND SHARIA SUPERVISORY BOARD

One of the duties of the Remuneration and Nomination Committee is to establish a remuneration system for members of the Board of Commissioners, the Board of Directors, and the Sharia Supervisory Board. This system forms part of the Company's GCG policy and serves as a guideline for the Board of Commissioners and the GMS in determining remuneration.

1. Basic Principles

a. The remuneration policy is a key factor in attracting and retaining competent and qualified employees, Executive Officers, members of the Board of Directors, the Board of Commissioners, and the Sharia Supervisory Board.
b. In determining remuneration for employees, Executive Officers, the Board of Directors, the Board of Commissioners, and the Sharia Supervisory Board, the Committee considers, among others:
    1) Benchmarking of remuneration against comparable industry peers.
    2) The size and complexity of the Company's operations.
    3) Remuneration components consisting of salary/honorarium and standardized benefits, including religious holiday allowance (THR), annual leave, official residence, official vehicle, health facilities, utilities, and other benefits. Performance-based remuneration includes bonuses/incentives for employees and the Sharia Supervisory Board, and tantiem for the Board of Directors and the Board of Commissioners.
    4) Remuneration policies must at least take into account:
        a) Financial performance and compliance with the establishment of provisions as required under prevailing regulations.
        b) Individual performance to ensure fairness between performance outcomes and rewards.
            a) Reasonableness compared to peer groups.
            b) The Bank's long-term targets and strategic objectives.

IMPLEMENTATION OF GOVERNANCE IN PROVIDING REMUNERATION FOR SHARIA COMMERCIAL BANKS

2. Remuneration Components

Remuneration components consist of:

a. Short-Term Remuneration, comprising:
   1) Salary and honorarium (Board of Commissioners and Sharia Supervisory Board).
   2) Benefits.
   3) Bonuses/incentives (employees and Sharia Supervisory Board) and tantiem (Board of Directors and Board of Commissioners).

b. Long-Term Remuneration
   Remuneration components designed to support the Company's going concern, comprising:
   1) Stock Option Plans.
   2) Post-employment benefits.

3. Remuneration Determination Procedures

a. The Committee submits proposals or recommendations on appropriate remuneration policies to the Board of Commissioners.
b. Proposals or recommendations on remuneration for the Board of Directors, the Sharia Supervisory Board, and the Board of Commissioners, after review by the Board of Commissioners, are submitted to the GMS.
c. Proposals or recommendations on remuneration for employees and Executive Officers are submitted by the Committee to the Board of Commissioners and subsequently conveyed to the Board of Directors.
d. The Committee conducts a review of the remuneration policy at least once a year, whether requested or not by the Board of Commissioners.



Remuneration Determination Indicators

In determining the structure and level of remuneration for the Board of Directors, the Board of Commissioners, and the Sharia Supervisory Board, to be proposed to the Board of Commissioners, the Remuneration and Nomination Committee considers the following key factors:

a. Remuneration practices prevailing in the banking industry and the Bank's scale on a peer-to-peer basis within the national banking industry in general and the Islamic banking industry in particular;
b. The duties, responsibilities, and authorities of each member of the Board of Directors, the Board of Commissioners, and the Sharia Supervisory Board, as linked to the achievement of the objectives and performance of the Issuer or Public Company;
c. The achievement of the Bank's performance targets on a bank-wide basis;
d. The achievement of performance targets or Key Performance Indicators (KPIs) of each member of the Board of Directors, the Board of Commissioners, and the Sharia Supervisory Board;
e. The risks and complexity of duties of the Sharia Supervisory Board in accordance with the roles and responsibilities of its members;
f. Proportionality of remuneration for the Board of Commissioners by taking into account the comparison of risks and complexity of duties between the Sharia Supervisory Board and the Board of Commissioners; and
g. The balance between fixed and variable components of remuneration.

IMPLEMENTATION OF GOVERNANCE IN PROVIDING REMUNERATION FOR SHARIA COMMERCIAL BANKS

The structure, policy, and level of remuneration as referred to above apply for one financial year period in accordance with the GMS resolution. The Remuneration and Nomination Committee is required to evaluate the remuneration policy at least once a year and to resubmit the proposed structure and level of remuneration for the Board of Directors, the Board of Commissioners, and the Sharia Supervisory Board to the GMS at each Annual General Meeting of Shareholders of the Bank.

Structure and Nominal Amount/Components of Remuneration

The remuneration policy and other facilities (remuneration package) for the Board of Commissioners, the Board of Directors, and the Sharia Supervisory Board are determined by the Annual GMS, among others:

a. Remuneration, being income in financial form (non-cash), including salary, net allowances, share-based compensation, bonuses, and other forms of remuneration.
b. Other facilities in non-financial form (in-kind) for the Board of Commissioners and the Board of Directors, including:
   1. Religious Holiday Allowance (THR)
   2. Post-employment benefits
   3. Housing and utility allowances
   4. Official vehicle facilities and transportation allowance
   5. Health facilities
   6. Club membership and professional association membership
   7. Communication expense facilities
   8. Non-inventory office facilities
   9. Business travel facilities
   10. Legal assistance facilities
   11. Leave entitlements
c. Other facilities in non-financial form (in kind) for the Sharia Supervisory Board, including:
   a. Religious Holiday Allowance (THR)
   b. Post-employment benefits
   c. Health facilities
   d. Business travel facilities

Board of Commissioners

Remuneration	January - December 2025	
	Person	Nominal (Rp)
Honorarium	8	13,713,829,034
Housing Allowance	-	-
Transportation Allowance	8	2,742,765,804
Holiday Allowance	8	1,304,455,000
Post-Service Insurance	9	5,077,219,859
Health	-	-
Total		**22,838,269,697**

Board of Directors

Remuneration	January - December 2025	
	Person	Nominal (Rp)
Salary	10	27,989,566,131
Housing Allowance	10	1,890,125,806
Transportation Allowance	-	-
Holiday Allowance	10	2,472,600,000
Post-Service Insurance	7	7,395,789,103
Health	-	-
Total		**39,748,081,040**

IMPLEMENTATION OF GOVERNANCE IN PROVIDING REMUNERATION FOR SHARIA COMMERCIAL BANKS

Sharia Supervisory Board

Remuneration	January - December 2025	
	Person	Nominal (Rp)
Honorarium	5	3,119,280,000
Housing Allowance	-	-
Transportation Allowance	-	-
Holiday Allowance	5	259,940,000
Post-Service Insurance	-	-
Health	-	-
Total		**3,379,220,000**

Remuneration Package and Facilities Received by the Board of Directors, Board of Commissioners, and Sharia Supervisory Board (DPS)

Types of Remuneration and Other Facilities	Amount Received in 1 Year					
	Boards of Directors		Board of Commissioners		DPS	
	Person	Million (IDR)	Person	Million (IDR)	Person	Million (IDR)
Salary, bonuses, routine allowances, tantiem, and other facilities in non-kind form	10	39,748	8	22,838	5	3,379
Other facilities in kind (housing, transportation, health insurance and so on) which *): a. can be owned b. cannot be owned		-		-		-
Total		**39,748**	**8**	**22,838**	**5**	**3,379**

*) Valued in rupiah equivalent,

Remuneration Packages Categorized by Income Levels Received by The Board of Directors, Board of Commissioners, and DPS in One Year

Amount of Remuneration per Person in 1 year *)	Number of Directors	Number of Board of Commissioners	Number of Sharia Supervisory Board
above Rp 2 billion	10	1	-
above Rp 1 billion up to IDR 2 billion	-	7	-
above Rp 500 million up to IDR 1 billion	-	-	5
Rp 500 million and below	-	-	-

EMPLOYEE REMUNERATION POLICY

These governance principles are also applied in the provision of remuneration for all Bank employees, as stipulated in the Human Capital Standard Operating Procedures of BSI (SPO HC).

Unlike the remuneration policy for management, which requires a resolution of the GMS, the employee remuneration policy is determined by the Board of Directors with oversight from the Board of Commissioners and the Sharia Supervisory Board.

IMPLEMENTATION OF GOVERNANCE IN PROVIDING REMUNERATION FOR SHARIA COMMERCIAL BANKS

In accordance with the SPO HC, the Remuneration and Nomination Committee also plays a role in providing recommendations on the overall employee remuneration policy to be submitted to the Board of Commissioners, taking into account:

a. Financial performance;
b. Fulfilment of the establishment of Allowance for Impairment Losses;
c. Fairness in comparison with peer Head Office work units; and
d. Consideration of the Bank's long-term targets and strategies.

Information related to employee remuneration is presented in the Remuneration subsection under the Human Capital chapter of this Annual Report.

VARIABLE REMUNERATION

The Bank also provides variable compensation, including Location Allowances, allowances for certain positions, Appearance Allowances for frontliner employees, Overtime Compensation, performance achievement bonuses, sales incentives, retention programs, and Long-Term Incentive programs in the form of shares. Specifically, Independent Commissioners receive remuneration in cash in accordance with the provisions of OJK Regulation No. 59/POJK.03/2017. To support official duties, the Bank provides official facilities for employees, including official housing, reimbursement of utility expenses, telephone allowances, and leased official vehicles. To support employees' needs for home ownership, vehicles, and other personal needs, the Bank provides Employee Welfare Loan facilities.

Deferral of Variable Remuneration

Variable remuneration is subject to deferral under the following provisions:

a. For parties designated as Material Risk Takers (MRT), a portion of their variable remuneration shall be deferred.
b. The minimum deferral for MRT who are members of the Board of Directors and Board of Commissioners is 10% of their variable remuneration.

Establishment of Deferral Policy

The implementation of a deferral (malus) or recovery (clawback) policy shall apply under the following circumstances:

a. Proven Individual Fraud.
b. Restatement of the Company's financial statements that form the basis for determining the variable remuneration.
c. The Company's risk rating in the last Quarter prior to the payment of deferred variable remuneration is rated 4 (Moderate to High) or lower.

Number of Recipients and Total Amount of Unconditionally Guaranteed Variable Remuneration

During 2025, there were no recipients and no total amount of variable remuneration that was unconditionally guaranteed to be granted by the Bank to prospective members of the Board of Directors, prospective members of the Board of Commissioners, and/or prospective employees during the first one (1) year of employment, as referred to in OJK Regulation No. 59/POJK.03/2017.

IMPLEMENTATION OF GOVERNANCE IN PROVIDING REMUNERATION FOR SHARIA COMMERCIAL BANKS

Total Amount of Deferred Variable Remuneration

MRT	Deferred Variable Remuneration		Information
	Cash	Share (Rp)	
Board of Commissioners	-	4,354,744,000	Total blocked shares x closing trading price at the end of 2025 (as of December 31, 2025): 1,952,800 shares x IDR 2,230
Board of Directors	-	16,964,976,990	Total blocked shares x closing trading price at the end of 2025 (as of December 31, 2025): 7,607,613 shares x IDR 2,230

Total Amount of Deferred Variable Remuneration Paid During 1 (One) Year

MRT	Deferred Variable Remuneration	
	Cash	Share (IDR)
Board of Commissioners	-	2,310,420
Board of Directors	-	8,262,417

SHARE OPTION PROGRAM FOR THE BOARD OF DIRECTORS, BOARD OF COMMISSIONERS, SHARIA SUPERVISORY BOARD, AND EXECUTIVE OFFICERS

BSI did not implement or issue any share option program for the Board of Directors, the Board of Commissioners, or employees throughout 2025.

HIGHEST AND LOWEST SALARY RATIOS

1. Ratio of the highest and lowest salaries of the Board of Directors: 1.6:1
2. Ratio of the highest and lowest salaries of the Board of Commissioners: 1.1:1
3. Ratio of the highest and lowest salaries of the Sharia Supervisory Board (DPS): 1.46:1
4. Ratio of the highest and lowest employee salaries: 53.0:1
5. Ratio of the highest salary of the Board of Directors to the highest employee salary: 1.68:1

RETIREMENT SEVERANCE

IMPLEMENTATION OF GOVERNANCE IN PROVIDING REMUNERATION FOR SHARIA COMMERCIAL BANKS

In 2025, there were employees whose employment ended due to reaching retirement age. The Bank paid severance in accordance with the applicable laws and regulations, with the details as follows:

No.	Total Nominal Severance Paid per Person in 1 (one) Year	Number of Employee
1	>1 Billion	4
2	>500 Million – 1 Billion	7
3	<500 Million	84

Furthermore, in 2025, there were employees whose employment ended due to Bank policies such as mergers, consolidations, acquisitions, and streamlining of the Bank's organizational structure. The severance payments were made in reference with applicable laws and regulations, with details as follows:

No.	Total Nominal Severance Paid per Person in 1 (one) Year	Number of Employee
1	>1 Billion	-
2	>500 Million – 1 Billion	-
3	<500 Million	-

BOARD OF DIRECTORS, BOARD OF COMMISSIONERS, AND SHARIA SUPERVISORY BOARD DIVERSITY POLICY

BSI regulates diversity for the Board of Directors, the Board of Commissioners, and the Sharia Supervisory Board through its Articles of Association and implements this policy in compliance with prevailing regulations on Sharia banking, capital markets, and requirements applicable to SOE subsidiaries. The policy ensures that each member possesses the knowledge, expertise, and competencies required by the Bank.

In its implementation, BSI refers to relevant governance regulations and guidelines, including those issued by the Financial Services Authority, the Ministry of SOEs, and the Mandiri Subsidiaries Management Principles Guideline (MSMPG) 2024.

The composition of the Board of Directors, the Board of Commissioners, and the Sharia Supervisory Board reflects a balanced mix of individual characteristics, including expertise, knowledge, professional experience, educational background, age, gender, integrity, and understanding of Sharia banking, to support effective management and oversight.

During the nomination process, the Remuneration and Nomination Committee identifies the required diversity profile before submitting recommendations to the Shareholders and the GMS. For Sharia Supervisory Board candidates, recommendations from the National Sharia Council of the Indonesian Ulema Council are also obtained.

The current composition of BSI's Board of Directors, Board of Commissioners, and Sharia Supervisory Board has met the established diversity criteria. In 2025, this diversity is reflected in a balanced combination of age, educational background, professional experience, and gender representation, as presented in the table below:

Diversity of the Board of Commissioners Composition

Aspect	Description
Education	• Members of the Board of Commissioners have diverse educational backgrounds, covering Law, Economics, Accounting, Finance, Management, Public Administration, Engineering, Medicine, Islamic Studies, Communication Studies, and Computer Science. • Academic qualifications range from diploma and bachelor's degrees to master's and doctoral degrees from leading national and international universities.
Competency and Work Experience	• The Board of Commissioners brings extensive professional experience across banking and Sharia banking, finance, public policy, government, education, religious institutions, state-owned enterprises, infrastructure, healthcare, and social development. • Several members have served as ministers, senior government officials, regulators, academics, rectors, commissioners, and sharia governance experts, reflecting strong oversight, policy, and strategic capabilities aligned with the Bank's business and governance needs.
Age	As of December 2025, the age of Board of Commissioners members ranges from 39 to 69 years, providing a balanced combination of senior leadership experience and generational perspectives.
Gender	The composition of the Board of Commissioners includes both male and female members, demonstrating the Bank's commitment to gender diversity and inclusive leadership at the supervisory level.

Further information on the diversity composition of the Board of Commissioners is presented in the Chapter 3 Company Profile of this Annual Report.

BOARD OF DIRECTORS, BOARD OF COMMISSIONERS, AND SHARIA SUPERVISORY BOARD DIVERSITY POLICY

Diversity of the Board of Directors Composition

Aspect	Description
Education	• Members of the Board of Directors have diverse educational backgrounds, covering Accounting, Economics, Management, Engineering, Information Technology, Law, Public Administration, and Agribusiness. • Academic qualifications of the Board of Directors range from diploma and bachelor's degrees to master's degrees, obtained from reputable domestic and international universities.
Competency and Work Experience	• The Board of Directors brings extensive professional experience across sharia and conventional banking, finance, risk management, treasury, information technology, human capital management, as well as the public sector and SOEs. • Several members have held senior executive roles in banking, led strategic business units, and served as professionals in finance and technology as well as executives within financial institutions and SOEs, strengthening the Bank's management, strategic decision-making, and operational execution.
Age	As of December 2025, the age of the members of the Board of Directors ranges from 44 to 62 years, reflecting a balance between strong leadership experience and cross-generational managerial perspectives.
Gender	The composition of the Board of Directors is predominantly male, reflecting the Bank's current leadership structure, while continuing to prioritise competency and professionalism.

Further information on the diversity composition of the Board of Directors is presented in the Chapter 3 Company Profile of this Annual Report.

Diversity of the Sharia Supervisory Board Composition

Aspect	Description
Education	• Members of the Sharia Supervisory Board possess strong and relevant educational backgrounds in Sharia, Fiqh, Tafsir and Qur'anic Studies, Islamic Economics, Law, and Sharia Finance. • Academic qualifications range from bachelor's to doctoral degrees obtained from leading domestic and international universities, including Al-Azhar University Cairo and UIN Syarif Hidayatullah Jakarta.
Competency and Work Experience	• The Sharia Supervisory Board brings extensive professional experience as sharia supervisors in Islamic banks, sharia business units, financing companies, takaful insurers, asset managers, and other national and international financial institutions. • Several members also serve in the National Sharia Council of the Indonesian Ulema Council (DSN–MUI), academia, professorships, and as experts in sharia fatwas and accounting standards, strengthening the Bank's sharia compliance oversight.
Age	As of December 2025, the age of Sharia Supervisory Board members ranges from 50 to 64 years, reflecting a balance between depth of experience and continuity of oversight.
Gender	The current composition of the Sharia Supervisory Board consists of male members, with appointments based on competency, integrity, and independence.

Further information on the diversity composition of the Board of Directors is presented in the Chapter 3 Company Profile of this Annual Report.

TRANSPARENCY OF SHARE OWNERSHIP OF THE BOARD OF DIRECTORS, BOARD OF COMMISSIONERS, AND SHARIA SUPERVISORY BOARD

SHARE OWNERSHIP OF MEMBERS OF THE BOARD OF DIRECTORS, BOARD OF COMMISSIONERS, AND SHARIA SUPERVISORY BOARD

Aligned with SEOJK No. 14/SEOJK.03/2025 Section XXIII.2, the Board of Directors, Board of Commissioners, and Sharia Supervisory Board have disclosed share ownership of 5% (five percent) or more, whether in the Bank concerned or in other banks and/or companies, both domestically and overseas. Details of the share ownership of the Board of Directors, the Board of Commissioners, and the Sharia Supervisory Board are presented in the table below.

Board of Directors Share Ownership More than 5% As of December 31, 2025

Name	Position	Share Ownership (sheets)			
		BSI	Other Banks	Non-Bank Financial	Other Companies
Anggoro Eko Cahyo	President Director	-	–	–	–
Bob Tyasika Ananta	Vice President Director	-	–	–	–
Kemas Erwan Husainy	Retail Banking Director	-	–	–	–
Muharto Hadi Suprapto	Information Technology Director	-	–	–	–
Ade Cahyo Nugroho	Finance & Strategy Director	-	–	–	–
Anton Sukarna	Sales & Distribution Director	-	–	–	–
Arief Adhi Sanjaya	Compliance & Human Capital Director	-	–	–	–
Grandhis Helmi Harumansyah	Risk Management Director	-	–	–	–
Zaidan Novari	Wholesale Transaction Banking Director	-	–	–	–
Firman Nugraha	Treasury & International Banking Director	-	–	–	–

Board of Commissioners Share Ownership More than 5% As of December 31, 2025

Name	Position	Share Ownership (sheets)			
		BSI	Other Banks	Non-Bank Financial Institutions	Other Companies
Muhadjir Effendy	President Commissioner	-	–	–	–
Felicitas Tallulembang	Independent Commissioner	-	–	–	–
Meidy Ferdiansyah*	Commissioner	-	–	–	–
Mochamad Agus Rofiudin	Commissioner	-	–	–	–
Kamaruddin Amin	Commissioner	-	–	–	–
Nizar Ahmad Saputra	Independent Commissioner	-	–	–	–
Muhammad Syafii Antonio*	Independent Commissioner	-	–	–	–
Addin Jauharuddin*	Independent Commissioner	-	–	–	–

*) effective from the date of obtaining approval from the OJK for the assessment of suitability and propriety (fit and proper test)

TRANSPARENCY OF SHARE OWNERSHIP OF THE BOARD OF DIRECTORS, BOARD OF COMMISSIONERS, AND SHARIA SUPERVISORY BOARD

Sharia Supervisory Board Share Ownership More than 5% As of December 31, 2025

Name	Position	Share Ownership (sheets)			
		BSI	Other Banks	Non-Bank Financial Institutions	Other Companies
Prof. Dr. KH. Hasanudin, M.Ag	Chairman	-	–	–	–
DR. H. Mohamad Hidayat, MBA, M.H	Member	-	–	–	–
Dr. H. Oni Sahroni, MA	Member	-	–	–	–
Dr. KH. Abdul Ghofur Maimoen, M.A.	Member	-	–	–	–
Prof. Dr. Jaih Mubarok, SE, M.H, M.Ag	Member	-	–	–	–

PURCHASE/SALE OF SHARES OF THE BOARD OF COMMISSIONERS AND DIRECTORS

Any share ownership transactions carried out by members of the Board of Directors and the Board of Commissioners are reported to the Regulator in accordance with OJK Regulation No. 4 of 2024 on the Reporting of Share Ownership or Any Changes in Share Ownership of Public Companies and the Reporting of Share Pledging Activities. Members of the Board of Directors and/or the Board of Commissioners who hold voting shares, whether directly or indirectly, are required to disclose such ownership and any changes in voting share ownership of the Bank to the OJK.

Reports on share ownership or any changes thereto are submitted through the OJK's electronic reporting system and must be filed no later than 3 (three) business days from the occurrence of the share ownership or any change in the Bank's voting share ownership.

Name	Position	Number of Shares purchased/sold	Purchase Price per share	Transaction Date	Purpose of Transaction	Ownership Status
Anggoro Eko Cahyo	President Director	-	-	-	-	-
Bob Tyasika Ananta	Vice President Director	-	-	-	-	-
Anton Sukarna	Sales & Distribution Director	-	-	-	-	-
Ade Cahyo Nugroho	Finance & Strategy Director	-	-	-	-	-
Zaidan Novari	Wholesale Transaction Banking Director	-	-	-	-	-
Grandhis Helmi Haumansyah	Risk Management Director	-	-	-	-	-
Kemas Erwan Husainy	Retail Banking Director	-	-	-	-	-
Muharto Hadi Suprapto	Technology Information Director	-	-	-	-	-
Firman Nugraha	Treasury & International Banking Director	-	-	-	-	-

TRANSPARENCY OF SHARE OWNERSHIP OF THE BOARD OF DIRECTORS, BOARD OF COMMISSIONERS, AND SHARIA SUPERVISORY BOARD

Name	Position	Number of Shares purchased/sold	Purchase Price per share	Transaction Date	Purpose of Transaction	Ownership Status
Arief Adhi Sanjaya	Compliance & Human Capital Director	-	-	-	-	-
Hery Gunardi	President Director*	-	-	-	-	-
Saladin Dharma Nugraha Effendi	Information Technology Director*	-	-	-	-	-
Ari Rizaldi	Treasury & International Banking Director*	-	-	-	-	-
Harry Gusti utama	Retail Banking Director*	1. Purchase of 20,000 shares 2. Purchase of 30,000 shares	1. Rp2,560 2. Rp2,050	1. 4 March 2025 2. 21 March 2025	1. Investment 2. Investment	1. Direct ownership 2. Direct ownership
Tribuana Tunggadewi	Compliance & Human Capital Director*	-	-	-	-	-

*) end of tenure as of the Annual GMS 2025 Fiscal year on May 16, 2025

ORGAN AND COMMITTEES UNDER THE BOARD OF COMMISSIONERS

As part of its Good Corporate Governance implementation, Bank Syariah Indonesia (BSI) supports the Board of Commissioners' oversight function through committees established under the Board of Commissioners. These committees are formed to enhance the effectiveness of supervision and to support the provision of strategic guidance to Management.

The establishment of committees under the Board of Commissioners refers to applicable POJK and SEOJK regulations, including POJK No. 55/POJK.04/2015, POJK No. 34/POJK.04/2014, POJK No. 17/POJK.03/2023, and SEOJK No. 14/SEOJK.03/2025.

In performing its oversight role, the Board of Commissioners of BSI is currently supported by 3 (three) committees, namely the Audit Committee, the Remuneration and Nomination Committee, and the Risk Monitoring Committee. These committees provide in-depth reviews, recommendations, and inputs to assist the Board of Commissioners in carrying out comprehensive and effective supervision.

In accordance with SEOJK No. 14/SEOJK.03/2025, the Board of Commissioners may also establish additional committees, subject to the Bank's needs and business complexity, to further strengthen oversight.

Each committee is supported by independent parties to safeguard objectivity and integrity in decision-making. BSI ensures compliance with independence requirements through document verification, including integrity statements, while regulating concurrent positions of committee chairs and members in line with applicable provisions.

COMMITTEE AUDIT

Purpose of Establishment

The Audit Committee is established to support the Board of Commissioners by providing independent opinions on matters requiring the Board's attention, in accordance with GCG principles and applicable laws and regulations. The Audit Committee oversees the effectiveness of internal control systems, the internal audit function, and the financial reporting process to ensure that the Bank is managed with transparency, accountability, responsibility, independence, and fairness.

Legal Basis for Establishment

The Company's Audit Committee is established in compliance with:

- OJK No. 17 of 2023 on Governance Practices for Commercial Banks;
- SEOJK No. 14/SEOJK.03/2025 on Governance Practices for Commercial Banks.
- OJK Regulation No. 55/POJK.04/2015 on the Establishment and Work Guidelines of Audit Committees; and
- The Articles of Association of PT Bank Syariah Indonesia Tbk.

Audit Committee Membership

Referring to Bank Indonesia Regulation No. 11/33/PBI/2009 dated 7 December 2009 on the Implementation of Good Corporate Governance for Sharia Commercial Banks and Sharia Business Units, particularly Articles 36, 38, 42, and 43, as well as in reference with SEOJK No. 14/SEOJK.03/2025 – VI.4:

1. The Audit Committee shall consist of at least: 1 (one) Independent Commissioner serving as Chair and member, 1 (one) Independent Party with expertise in finance or accounting, and 1 (one) Independent Party with expertise in law or (Sharia) banking.
2. Independent Commissioners and Independent Parties as referred to in point 1 shall constitute at least 51% of the total Audit Committee members.
3. An Audit Committee member who is an Independent Commissioner shall be appointed as Chair of the Audit Committee. If more than 1 (one) Independent Commissioner serves as a member of the Audit Committee, one of them shall be appointed as Chair.
4. Members of the Board of Directors are prohibited from serving as members of the Audit Committee.

As a Sharia Commercial Bank, BSI may also appoint one (1) member of the Sharia Supervisory Board as a member of the Audit Committee. Independent Parties serving on the Audit Committee are deemed competent when supported by relevant professional certifications and a minimum of five (5) years of work experience in finance, accounting, law, banking, or Sharia banking, as applicable. Through this composition, BSI ensures that the Audit Committee possesses adequate expertise to effectively support the Board of Commissioners' oversight function.

Membership Requirements

1. Audit Committee members must have high integrity, good ethics and morals, and adequate capability, knowledge, and experience in accordance with their educational background, and be able to communicate effectively.
2. Have sufficient knowledge to read and understand financial statements.
3. Have adequate knowledge of regulations related to Sharia banking activities.
4. Must not be a person from a Public Accounting Firm that has provided audit and non-audit services to Bank Syariah Indonesia within the last 1 (one) year prior to appointment as an Audit Committee member.
5. Must not hold shares in Bank Syariah Indonesia, either directly or indirectly.
6. Must not have any affiliated relationship with Bank Syariah Indonesia, members of the Board of Commissioners, members of the Board of Directors, or the controlling shareholders of Bank Syariah Indonesia.
7. Must not have any business relationship, either directly or indirectly, with Bank Syariah Indonesia.

Committee Membership Composition

The Audit Committee of BSI was appointed pursuant to the Board of Directors' Decree No. KEP:05/440-KEP/DIR on the Amendment of Audit Committee Membership of PT Bank Syariah Indonesia Tbk, effective 19 June 2025, as follows:

COMMITTEE AUDIT

Audit Committee Composition as of 31 December 2025

Name	Position in the Committee	Position in the Company	Period
Felicitas Tallulembang	Chairman concurrently a Member	Independent Commissioner	2024 - 2027
Nizar Ahmad Saputra*	Member	Independent Commissioner	2025 - 2028
Muhammad Syafii Antonio*	Member	Independent Commissioner	2025 - 2028
Addin Jauharudin*	Member	Independent Commissioner	2025 - 2028
Suharto	Member	Independent Party	2024 - 2027
Mahfud Sholihin	Member	Independent Party	2024 - 2027

*) effective upon obtaining approval from OJK on fit and proper test

Audit Committee Tenure

The term of office of Audit Committee members originating from the Board of Commissioners shall not exceed the term of the Board of Commissioners as stipulated in the Articles of Association, and they may be reappointed for 1 (one) subsequent term. Meanwhile, Audit Committee members originating from Independent Non-Commissioner parties may serve for a maximum term of 3 (three) years and may be reappointed for up to 2 (two) additional years, without prejudice to the Board of Commissioners' authority to dismiss them at any time.

Audit Committee Profile

The profile of the Audit Committee members as members of the Board of Commissioners is presented in Chapter 3 Profile of the Board of Commissioners in this Annual Report. The following are profile of the Audit Committee members as non-Commissioner Independent Parties.

COMMITTEE AUDIT



SUHARTO
Audit Committee Member/Independent Party

Indonesian Citizens
Born in Indramayu, in 1966.
59 Years Old as of December 2025
Domiciled in Bogor, West Java, Indonesia

Educational Background
- D3 Accounting, Padjadjaran University (1988)
- Bachelor's Degree in Accounting, STIE Jagakarsa (1996)
- Masters in Management in Business, IPB University (2021)

Certification
- Certification in Audit Committee Practices 2024.
- Banking Risk Management Level VI - Sharia Financial Professional Certification Institute 2024.
- Banking Risk Management Level IV - Banking Certification Institute 2020.
- General Banking General Banking Level III, Banking Professional Certification Institute 2016.
- Bank Staff and Leadership School (SESPIBANK) Class of 65, Indonesian Banking Development Institute (LPPI). 2016.
- Certified Bank Auditor (CBA), Bank Administration Institute (BAI)
- Certified Fraud Examiners (CFE) - Association Certification Fraud Examiners (ACFE)
- Qualified Internal Auditor (QIA) - Internal Auditor Development Foundation (YPIA)

Work Experience
- Audit Manager Retail Banking Audit, PT Bank Mandiri (Persero), Tbk (2020-2022)
- Group Head Internal Audit, PT Bank Syariah Mandiri (2017-2020)
- Audit Manager Distribution Audit, PT Bank Mandiri (Persero), Tbk (2015-2017)
- Audit Manager REB IV Makassar, PT Bank Mandiri (Persero), Tbk (2012-2015)
- Department Head Audit Development, PT Bank Mandiri (Persero), Tbk (2010-2012)
- Department Head Audit Development, PT Bank Mandiri (Persero) Tbk (2010–2012)
- Regional Business Control Head Region I Medan, PT Bank Mandiri (Persero) Tbk (2008–2010)
- Senior Audit & Lead Auditor, PT Bank Mandiri (Persero) Tbk (1999–2008)
- Internal Auditor, Bank Ekspor Impor Indonesia (Bank Exim) (1993–1999)
- Junior Accountant, PT Bank Rakyat Indonesia (Persero) Tbk (1989–1993)

Period and Term of Office
February 6, 2024 – February 5, 2027

Concurrent Positions
-

COMMITTEE AUDIT



MAHFUD SHOLIHIN

Audit Committee Member/Independent Party

Indonesian Citizens
Born in Klaten, in 1973.
52 Years Old as of December 2025
Domiciled in Yogyakarta, Indonesia

Educational Background

- Bachelor's Degree in Accounting, Universitas Gadjah Mada
- Master of Accounting, University of Western Australia
- Doctor of Philosophy, University of Bradford

Certification

- Risk Management Level 7 Refresher, BSU University, Jakarta, 2025
- CACP, Indonesian Institute of Accountants (IAI), Jakarta, 2025
- Risk Management Level 6 and 7 (Certified), Risk Management Certification Agency (BSMR), Jakarta, 2024
- Certified Practicing Accountant (Australia), CPA Australia (Indonesia), Jakarta, 2022
- Risk Management Level 1, 2, and 3 (Certified), Risk Management Certification Agency (BSMR), Jakarta, 2022
- Data Analytics (Certified), Association of Chartered Certified Accountants (ACCA) & Indonesian Institute of Accountants (IAI), Jakarta, 2021
- Sharia Supervisor (Certified), Indonesian Ulema Council Professional Certification Institute (LSP MUI), Jakarta, 2021
- Internal Bank Auditor (Certified), Banking Professional Certification Institute (LSPP), Jakarta, 2020
- Training for Prospective Sharia Supervisory Board Members, National Sharia Council – Indonesian Ulema Council, Jakarta, 2019
- General Banking (Certified), Banking Professional Certification Institute (LSPP), Jakarta, 2018
- Risk and Governance (Certified), Enterprise Risk Management Academy, Jakarta, 2016

Work Experience

- Member of the Audit Committee, PT Bank Syariah Indonesia, Tbk. June 2025–Present
- Chairman of the Institute for Financial Development and Supervision (LPPK), Central Board of Muhammadiyah. 2025–Present
- Member of the National Management Board, Indonesian Institute of Accountants (IAI). 2022–Present
- Chairman of the Sharia Supervisory Board, BPRS Sleman. 2022–2025
- Member of the Sharia Supervisory Board, Sharia Business Unit of Bank BPD DIY. 2020–Present
- Member of the Commissioner Board, Public Accountant Professional Committee (KPAP). 2019–2025
- Chairman of the Sharia Accounting Standards Board, Indonesian Institute of Accountants (IAI). 2017–2022
- Vice Dean for Academic and Student Affairs, Faculty of Economics and Business, Universitas Gadjah Mada (FEB UGM). 2016–2021
- Monitoring Committee for Risk Management and Business Investment (KPMRIU), PT Pos Indonesia. 2015–2017
- Short Term Consultant, PEACH Project, World Bank. 2013–2014
- Head of the Accounting Department, FEB UGM. 2012–2016
- Finance Specialist, PEACH (Public Expenditure and Capacity Harmonization) Project, World Bank. 2012–2013
- Lecturer, Department of Accounting, Faculty of Economics and Business UGM. 1999–Present

Period and Term of Office

June 19, 2025 – June 18, 2026

Concurrent Positions

-

COMMITTEE AUDIT

Audit Committee Charter

The Company has established an Audit Committee Charter through the Board of Commissioners' Decree of PT Bank Syariah Indonesia Tbk No. 04/KEP-KOM/002/2024 on the Guidelines and Rules of Procedure (Charter) of the Audit Committee of PT Bank Syariah Indonesia Tbk, dated July 1, 2024. This Charter represents an update to the previous Audit Committee Charter as stipulated in Decree No. 01/003-SKB/Dirkom dated February 1, 2021. The Audit Committee Charter serves as the primary reference for carrying out the Audit Committee's duties and responsibilities in a transparent, competent, objective, and independent manner, ensuring accountability and acceptance by all stakeholders. In general, the Charter outlines the roles, authorities, responsibilities, composition, and working procedures of the Audit Committee:

1. General Objective of Establishment
2. Authority
3. Membership
4. Membership Criteria
5. Duties and Responsibilities
6. Employment Relations
7. Meeting
8. Reporting
9. Term of Office and Compensation
10. Bank Confidentiality
11. Closing

Audit Committee Duties and Responsibilities

The Audit Committee is tasked and responsible for monitoring the adequacy of internal control system, adequacy and accuracy of financial reporting process, and effectiveness of internal and external auditors. The Committee also identifies matters requiring attention of the Board of Commissioners, prepares analyses related to its oversight function, and performs other duties as assigned by the Board of Commissioners, including the following:

1. Financial Statements
   a. Monitoring and evaluating financial information to be issued by PT Bank Syariah Indonesia Tbk, including financial statements, projections, and other financial disclosures.
   b. Conducting an in-depth review of the Company's Work Plan and Budget and the Long-Term Plan.
   c. Conducting an in-depth review of interim and annual financial statements, whether audited or unaudited.
   d. Conducting an in-depth review of significant changes in balance sheet and profit or loss accounts.
   e. Conducting an in-depth review of other asset and liability accounts in detail.
   f. Conducting an in-depth review of the realization of the Company's Work Plan and Budget and examining items with significant variances.
   g. Holding periodic meetings with relevant work units and the External Auditor of PT Bank Syariah Indonesia Tbk to obtain additional information and clarification on accounting and financial matters.
   h. Reporting periodically on the results of its monitoring activities and providing input on matters that require the attention of the Board of Commissioners.

2. Internal Control
   Monitoring and evaluating the effectiveness of implementation and audit results conducted by the Internal Audit Unit and External Auditors on the application of the internal control system.
   a. Reviewing and ensuring that PT Bank Syariah Indonesia Tbk has an established internal control system in accordance with prevailing practices.
   b. Conducting an in-depth review of examination reports issued by the Internal Audit Unit and External Auditors examining PT Bank Syariah Indonesia Tbk to ensure that internal controls have been properly implemented.
   c. Holding periodic meetings with work units related to the internal control system and its implementation.
   d. Monitoring and evaluating the implementation of follow-up actions by the Board of Directors on audit findings and supervisory results from the Financial Services Authority, the Internal Audit Unit, the Sharia Supervisory Board, and External Auditors.
   e. Reporting periodically on the results of its monitoring and providing input on matters that require the attention of the Board of Commissioners.

3. Internal Audit
   Monitoring and evaluating the implementation of duties of the Internal Audit Unit.
   a. Evaluating the annual work plan of the Internal Audit Unit.
   b. Conducting an in-depth review of all significant findings resulting from internal audit examinations.
   c. Evaluating the audit program and scope in relation to the implementation of the annual work plan of the Internal Audit Unit.
   d. Evaluating the implementation of audits conducted by the Internal Audit Unit to ensure that the audit program has been carried out with the appropriate scope.
   e. Holding periodic meetings with the Internal Audit Unit to discuss significant audit findings and to provide input deemed necessary in the conduct of audits by the Internal Audit Unit.
   f. Requesting assistance from the Internal Audit Unit to conduct special audits/ investigations if there are audit findings and/or information related to violations of laws and applicable regulations.
   g. Reporting periodically on the results of its monitoring and providing input on matters that require the attention of the Board of Commissioners.

4. External Audit
   a. Conducting an in-depth review of all significant findings from the audits performed by the External Auditor and other auditor institutions.
   b. Reviewing the name and/or reputation of the Public Accounting Firm (KAP) to be invited to participate in the tender.
   c. Reviewing any potential relationships between the Public Accounting Firm to be invited to participate in the tender, including its officials and staff, and PT Bank Syariah Indonesia Tbk, which include:
      1) A relationship as a non-audit service provider to PT Bank Syariah Mandiri Tbk.
      2) A relationship as a shareholder of PT Bank Syariah Indonesia Tbk in a material or controlling amount.
      3) A close family relationship with key employees in the accounting and finance functions at PT Bank Syariah Indonesia Tbk.
      4) One of the officials and/or auditors of the Public Accounting Firm invited to participate in the tender is a former key employee in the accounting and finance function at PT Bank Syariah Indonesia Tbk who left less than 1 (one) year prior.
      5) One of the key employees in the accounting and finance function at PT Bank Syariah Indonesia Tbk is a former official/auditor of the Public Accounting Firm invited to participate in the tender who left less than 1 (one) year prior.
   d. Reviewing and ensuring that PT Bank Syariah Indonesia Tbk has standardized procedures that comply with applicable regulations in the selection of the Public Accounting Firm.
   e. Reviewing and ensuring that the selection process of the Public Accounting Firm has been conducted properly in accordance with established procedures.
   f. Reviewing the Request for Proposal and Terms of Reference submitted to the Public Accounting Firm designated as the prospective external auditor of PT Bank Syariah Indonesia Tbk.
   g. Reviewing the audit planning and scope submitted by the selected/appointed Public Accounting Firm to ensure that the audit plan and scope are in accordance with the Request for Proposal and Terms of Reference and have considered all material risks.
   h. The Audit Committee provides recommendations regarding the appointment of the Public Accountant and Public Accounting Firm to the Board of Commissioners for submission to the GMS.
   i. Conducting periodic communications with the Public Accounting Firm auditing PT Bank Syariah Indonesia Tbk to discuss matters that need to be communicated, including:
      1) Progress of the audit implementation.
      2) Significant findings.
      3) Changes in accounting and financial recording regulations issued by the relevant authorities.
      4) Adjustments arising from the audit results.
      5) Constraints or obstacles encountered during the audit process.

COMMITTEE AUDIT

j. Reporting periodically on the results of its monitoring and providing input on matters requiring the attention of the Board of Commissioners..

Duties and Responsibilities of Audit Committee Chairman

The Chairman of the Audit Committee is tasked and responsible for:

1. Determining the annual work plan.
2. Preparing reports on the Committee's activities and matters requiring the attention of the Board of Commissioners.
3. Appointing a non–Board of Commissioners Audit Committee member or other third party as Committee Secretary to record Committee meetings and prepare the minutes of meetings.
4. Attending meetings.
5. Taking an active role and contributing to every Audit Committee meeting.

Duties and Responsibilities of Audit Committee Members

Audit Committee members are tasked and responsible for:

1. Reviewing meeting materials in advance.
2. Attending meetings, actively participating, and contributing to all Audit Committee meeting activities.

As stipulated in the updated Audit Committee Charter, Audit Committee members are required to monitor and evaluate the following matters:

1. Audit Planning and Implementation: Monitoring follow-up actions on audit results to assess the adequacy of internal controls, including the financial reporting process.
2. Internal Control Evaluation: Evaluating the adequacy of internal controls at BSI.
3. Review of Financial Information: Reviewing financial information to be disclosed by BSI to the public and/or regulatory authorities, including financial statements and related reports.
4. Regulatory Compliance: Reviewing compliance with laws and regulations related to BSI's activities.
5. Independent Opinions: Providing independent opinions in the event of differences of opinion between management and the Public Accountant.
6. Recommendation on the Appointment of Public Accounting Firms: Providing recommendations to the Board of Commissioners regarding the appointment of Public Accounting Firms based on independence, scope of engagement, and fees.
7. Internal Audit Examination: Reviewing the implementation of internal audit examinations and supervising the follow-up actions taken by the Board of Directors on internal audit findings.
8. Accounting and Financial Reporting Complaints: Reviewing complaints related to BSI's accounting and financial reporting processes.
9. Potential Conflicts of Interest: Reviewing and providing advice to the Board of Commissioners regarding potential conflicts of interest at BSI.

Authorities of the Audit Committee

The Audit Committee has the authority to carry out the following:

1. Providing opinions to the Board of Commissioners regarding financial statements and/or other matters submitted by the Board of Directors.
2. Communicating with Heads of Work Units and other relevant parties within PT Bank Syariah Indonesia Tbk, as well as with the Public Accounting Firm auditing PT Bank Syariah Indonesia Tbk, to obtain information, clarification, and to request necessary documents and reports.
3. Requesting audit reports from internal auditors, external auditors, and other supervisory/auditor institutions.
4. Requesting internal and/or external auditors to conduct special audits/investigations if there are strong indications of fraud, legal violations, or breaches of applicable laws and regulations.
5. Accessing records or information relating to employees, funds, assets, and other corporate resources relevant to the performance of its duties.

Audit Committee Education Qualifications and Professional Experience

The qualifications and professional experience of the Chairman and Members of the Audit Committee are as follows.

COMMITTEE AUDIT

Audit Committee Educational Qualifications and Professional Experience

Name	Position	Education	Professional Experience
Felicitas Tallulembang	Chairman	Bachelor of Medicine	Professional background in the health sector
Nizar Ahmad Saputra	Member	• Bachelor's Degree of Islamic Studies • Master's Degree in Communication Studies	Professional background in banking, and corporate oversight
Mohammad Syafii Antonio*	Member	• Bachelor of Arts in Islamic Studies and Economics and Statistics • Master of Economics • Doctoral of Micro Finance	Professional background in banking, and corporate oversight
Addin Jauharudin*	Member	• Bachelor's Degree of Al-Ahwal Al-Syakhshiyyah • Master of Management Program • Doctoral Degree from Universitas Brawijaya Malang, Strategic Management Concentration	Professional background in banking, and corporate oversight
Suharto	Member	• Diploma III Accounting • Bachelor of Accounting • Master of Management In Business	Professional background in banking
Mahfud Sholihin	Member	• Bachelor of Accounting • Master of Accounting • Doctor of Philosophy	Professional background in banking

*) effective upon obtaining approval from OJK on fit and proper test

Audit Committee Independence

All members of the Audit Committee are independent parties with no financial, management, shareholding, and/or family relationships with members of the Board of Commissioners, the Board of Directors, and/or the controlling shareholders. In addition, they have no relationships with the Bank that could impair their ability to act independently and objectively, thereby ensuring that oversight and evaluation are carried out free from any conflicts of interest.

The independence qualifications of Audit Committee members must meet the following criteria:

Independence Aspect	Felicitas Tallulembang	Nizar Ahmad Saputra	Mohammad Syafii Antonio	Addin Jauharudin	Suharto	Mahmud Sholihin
Has no financial relationship with the Board of Commissioners and Directors	√	√	√	√	√	√
Has no management relationships in the company, subsidiaries or affiliated companies	√	√	√	√	√	√
Has no share ownership relationship in the company	√	√	√	√	√	√
Has no family relationship with the Board of Commissioners, Directors, and/or fellow members of the Audit Committee	√	√	√	√	√	√
Not serving as a political party administrator, official or government official	√	√	√	√	√	√

COMMITTEE AUDIT

Training and/or Competency Development of the Audit Committee

Training and/or competency development of Audit Committee members who are members of the Board of Commissioners is presented in the Board of Commissioners subsection of this Annual Report. The following is a summary of the training and/or competency development undertaken in 2025 by Audit Committee members who serve as Independent Parties and are not members of the Board of Commissioners.

Name	Position	Type of Training and Competency Development Material
Suharto	Member	• Refreshment on Risk Management Qualification Level 6 for Banking, BSI Corporate University, 2025 • Strategic Strengthening for the Board of Commissioners: Ethics, Governance, ESG, and Digitalization in the Modern Banking Era, Indonesian Banking Association – Banking Competency Center, 2025 • Internal Control Over Financial Reporting (ICOFR), CACP, Indonesian Audit Committee Association, 2025 • Sustainability Reporting: Impact & Implementation of PSPK 1 and 2 for Professionals, Indonesian Audit Committee Association and PwC, 2025 • Risk & Governance Summit, Financial Services Authority (OJK), 2025 • Latest Trends and Modes of Money Laundering Schemes: Strategy, Identification, Mitigation, and Law Enforcement, Financial Services Authority (OJK), 2025 • Internal Audit Training Level Audit Manager, Indonesian Banking Association – Banking Competency Center, 2025
Mahfud Solihin	Member	• Refreshment on Risk Management Level 7, Developing a Risk Culture, ASBISINDO, Jakarta, 2025 • CACP, Indonesian Audit Committee Association, Jakarta, 2025

AUDIT COMMITTEE MEETING

Audit Committee Meeting Policy

Based on the Audit Committee Charter, the Audit Committee Meeting Policies include:

1. The Audit Committee meeting is held at least once in 1 (one) month.
2. The Audit Committee Meeting is considered valid if attendance is at least 51% of the total number of members including a Commissioner and an independent party.
3. The meeting shall be chaired by the Chairman of the Audit Committee or the appointed member, if the Chairman of the Audit Committee is unable to attend.
4. The decision of the Meeting is made based on consensus deliberation.
5. In the event that there is no consensus deliberation as intended, decision making is made based on the majority vote.
6. Dissenting opinions that occur in the committee meeting must be clearly stated in the minutes of meeting with the reasons for the disagreement.
7. The Audit Committee meeting must be stated in the minutes of meeting signed by all members present and well documented.

Audit Committee Meeting Agenda

Throughout 2025, the dates, agendas and participants quorum of the Audit Committee meetings were as follows.

No.	Date	Meeting Agenda	Quorum
1.	February 6, 2025	2024 Audit Implementation (FY) - Internal Audit Report	93%
2.	February 20, 2025	Operational Preparations Ahead of Ramadan & Eid al-Fitr	100%
3	March 6, 2025	Customer Care Development 2025	100%
4.	20 Maret 2025	Progress in Fulfilling & Developing the Islamic Ecosystem 2025	100%
5	20 Maret 2025	IT Development Progress Update for the Fourth Quarter of 2024	100%

COMMITTEE AUDIT

No.	Date	Meeting Agenda	Quorum
6.	April 24, 2025	Update on the Development of Data Analytics & Artificial Intelligence at BSI 2025	100%
7.	May 14, 2025	Realization of Audit for Quarter 1 of 2025 - Internal Audit Report	100%
8.	May 14, 2025	2025 Anti-Fraud Strategy Implementation Report	100%
9.	June 19, 2025	Update on Program Operational Excellence Developments	75%
10.	June 19, 2025	Strengthening the Implementation of Risk Management & Sharia Governance	75%
11.	July 10, 2025	Report on the Realization of Internal Control Over Financial Reporting (ICOFR) Implementation	100%
12	July 10, 2025	Progress Update on Fulfillment & Development of the Islamic Ecosystem for Semester I 2025	100%
13..	July 24, 2025	IT Development Progress Update for Semester I 2025	100%
14.	September 4, 2025	Realization of the Second Quarter Audit of 2025 - Internal Audit Report	
15.	September 4, 2025	Update on BPK Audit Results	100%
16.	September 18, 2025	Second Quarter 2025 Anti-Fraud Strategy Implementation Report	100%
17.	October 30, 2025	Kick-Off Meeting with E&Y	100%
18.	November 13, 2025	Audit Realization Report for Q3 2025	100%
19.	November 13, 2025	Audit Plan for 2026	100%
20.	December 4, 2025	Report on the Realization of the Implementation of Internal Control Over Financial Reporting (ICOFR) for Q3 2025	100%
21.	December 18, 2025	Anti-Fraud Strategy Realization Report for Q3 2025	100%
22	December 18, 2025	Update on the Realization of IT Projects for Q3 2025 (Project Neom) and Operational Preparations for the 2025 Christmas and the 2026 New Year Holidays	100%

Audit Committee Meeting Attendance Rate

Name	Position	Audit Committee Meeting		
		Total and Percentage of Attendance		
		Total Meetings	Total Attendance	Percentage
Muhammad Nasir	Chairman concurrently Member	8	8	100%
Adiwarman Karim	Member	8	8	100%
Komaruddin Hidayat	Member	7	8	88%
Muliaman D Hadad	Member	8	8	100%
Suyanto	Member	8	8	100%
Masduki Baidlowi	Member	8	8	100%
Fauzi	Member	8	8	100%
Nazaruddin	Member	8	8	100%
Abu Rokhmad	Member	8	8	100%
Felicitas Tallulembang	Chairman concurrently Member	22	22	100%
Muhadjir Effendi	Member	14	14	100%
Nizar Ahmad Saputra	Member	14	14	100%
Addin Jauharudin*	Member	14	14	100%

COMMITTEE AUDIT

Name	Position	Audit Committee Meeting		
		Total and Percentage of Attendance		
		Total Meetings	Total Attendance	Percentage
Mohammad Syafii Antonio*	Member	14	12	86%
Muhammad Agus Rofiudin	Member	14	14	100%
Kamaruddin Amin	Member	14	12	86%
Meidy Ferdiansyah*	Member	14	14	100%
Noor Anis	Member	22	22	100%
Suharto	Member	22	22	100%
Mahfud Solihin	Member	14	14	100%
Rahmatina Awaliyah Katsri	Member	22	20	91%

*) effective upon obtaining approval from OJK on fit and proper test

Performance Assessment Mechanism and KPI Achievement

The performance of BSI's Audit Committee is evaluated annually by the Board of Commissioners to assess the effectiveness of its duties and responsibilities. The evaluation covers self-assessment results, work program realization, the quality of recommendations, meeting attendance and participation, and contributions to strengthening governance, internal controls, and compliance.

Throughout 2025, BSI's Audit Committee demonstrated effective performance in line with the 2025 Work Plan. KPI targets were achieved, as reflected in the successful implementation of work programs, relevant recommendations, and effective coordination with the Board of Commissioners, the Board of Directors, and relevant work units.

Audit Committee Work Program and Implementation of Duties in 2025

The Audit Committee held 22 (twenty-two) meetings as listed in the Audit Committee Meeting register and carried out its duties, which included the following:

1. Reviewed the implementation of audits conducted by both internal and external auditors and oversaw the follow-up actions taken by the Board of Directors on the auditors' findings.
2. Provided recommendations for the appointment of the Public Accounting Firm and Public Accountant for the Annual Financial Statement Audit of PT Bank Syariah Indonesia Tbk for the 2025 financial year.
3. Provided recommendations from the Audit Committee to the Board of Commissioners regarding the approval of audit service honorarium for BSI's Financial Statement Audit for the 2025 financial year.
4. Provided recommendations from the Audit Committee to the Board of Commissioners regarding the approval of the Quarterly Financial Statement Publications during 2025.
5. Prepared the report on the implementation of the Anti-Fraud Strategy.
6. Reviewed and approved the Annual Internal Audit Work Program as part of the oversight function over the planning and implementation of internal audit activities.
7. Reviewed and evaluated the report on the realization of the implementation of Internal Control over Financial Reporting (ICoFR) to ensure the adequacy and effectiveness of internal controls in the financial reporting process.
8. Conducted monthly performance evaluations.
9. Approved the Bank Business Plan (RBB) and its revisions.
10. Conducted visits to Area Offices/Branches to accompany the Board of Commissioners in carrying out its supervisory function, as well as observing and monitoring activities at the Area Offices/Branches and receiving inputs.

REMUNERATION AND NOMINATION COMMITTEE

Purpose of Establishment

The Remuneration and Nomination Committee is established by and accountable to the Board of Commissioners to support the oversight function and provide recommendations on the Company's remuneration policies and nomination processes, in accordance with applicable laws and regulations.

Legal Basis for Establishment

The Company's Remuneration and Nomination Committee is established in compliance with:

- OJK No. 17 of 2023 on Governance Practices for Commercial Banks;
- OJK Regulation No. 59/POJK.03/2017 dated December 18, 2017 on Governance in the Provision of Remuneration for Sharia Commercial Banks and Sharia Business Unit;
- OJK Regulation No. 34/POJK.04/2014 dated December 8, 2014 on the Nomination and Remuneration Committee of Issuers or Public Companies;
- SEOJK No. 14/SEOJK.03/2025 on Governance Practices for Commercial Banks.
- The Articles of Association of PT Bank Syariah Indonesia Tbk;
- Relevant laws and regulations..

Committee Membership

1. Members of the Remuneration and Nomination Committee must at least meet the following qualifications:
   a. Acquire high integrity, objectivity, and ethical standards.
   b. Acquire strong competencies, including at a minimum:
      i. Have adequate knowledge including prevailing rules and regulations and legislation;
      ii. A comprehensive understanding of human capital management concepts and knowledge of the Bank's remuneration and/or nomination system and succession planning.
   c. Be able to act independently by performing duties professionally without conflicts of interest or undue influence/pressure from any parties that are inconsistent with applicable laws and regulations and sound corporate principles.
2. The Remuneration and Nomination Committee consists of at least 2 (two) Independent Commissioners, 1 (one) Commissioner as a voting member, as well as a Human Capital official of PT Bank Mandiri and the Head of the Human Capital Division serving as Committee Secretary and non-voting member.
3. The Committee is chaired by an Independent Commissioner.
4. Members of the Board of Directors are prohibited from serving as Committee members.
5. The majority of Commissioners serving as members of the Remuneration and Nomination Committee must be Independent Commissioners.
6. The Chairman of the Committee may concurrently serve as Chairman of no more than 1 (one) other committee.
7. Where necessary, the Remuneration and Nomination Committee may appoint members from external parties who are independent of PT Bank Syariah Indonesia Tbk.
8. The appointment of Committee members is determined by the Board of Directors based on the resolution of the Board of Commissioners' meeting.

Membership Structure

The Remuneration and Nomination Committee of PT Bank Syariah Indonesia Tbk was appointed pursuant to the Board of Directors' Decree No. KEP:05/441-KEP/DIR on the Amendment of the Membership of the Remuneration and Nomination Committee of PT Bank Syariah Indonesia (Persero) Tbk, effective 19 June 2025, as follows:

REMUNERATION AND NOMINATION COMMITTEE

Remuneration and Nomination Committee Composition as of 31 December 2025

Name	Position in the Committee	Position in the Company	Period
Felicitas Tallulembang	Chairman concurrently a Member	Independent Commissioner	2024 - 2027
Muhadjir Effendy	Member	President Commissioner	2025 - 2028
Nizar Ahmad Saputra	Member	Independent Commissioner	2025 - 2028
Muhammad Syafii Antonio*	Member	Independent Commissioner	2025 - 2028
Addin Jauharudin*	Member	Independent Commissioner	2025 - 2028
Kamaruddin Amin	Member	Commissioner	2025 - 2028
Teszy Mira Ekakusma	Secretary and Non-Member Voting	Group Head in charge of Human Capital Strategy & Policy Group	2024 - 2027

*) effective upon obtaining approval from OJK on fit and proper test

Remuneration and Nomination Committee Tenure

The term of office of Remuneration and Nomination Committee members originating from the Board of Commissioners shall not exceed the term of the Board of Commissioners as stipulated in the Articles of Association, and they may be reappointed for 1 (one) subsequent term. Meanwhile, Remuneration and Nomination Committee members originating from Non-Commissioner members may serve for a maximum term of 3 (three) years and may be reappointed for up to 2 (two) additional years, without prejudice to the Board of Commissioners' authority to dismiss them at any time.

Remuneration and Nomination Committee Profile

The profile of the Remuneration and Nomination Committee members as members of the Board of Commissioners is presented in Chapter 3 Profile of the Board of Commissioners in this Annual Report. The following are profile of the Remuneration and Nomination Committee members as non-Commissioner.

REMUNERATION AND NOMINATION COMMITTEE



TESZY MIRA EKAKUSMA

Secretary and Non-Member Voting
Remuneration and Nomination Committee

Indonesian Citizens
Born in Jakarta, in 1979.
46 Years Old as of December 2025
Domiciled in Jakarta, Indonesia

Educational Background

- Bachelor of Psychology, Padjadjaran University, Bandung (2002)
- Master of Psychology, University of Indonesia (2024)
-

Certification

Risk Management Level 4

Work Experience

- Human Capital Strategy & Policy Group Head, PT Bank Syariah Indonesia Tbk (2024)
- Human Capital Services Group Head, PT Bank Syariah Indonesia Tbk (2023-2024)
- Human Capital Strategy & Policy Group Head, PT Bank Syariah Indonesia Tbk (2022-2023)
- DH Talent Analytics, PT Bank Mandiri (Persero) Tbk (2019-2022)
- HCBP Head Retail Banking, PT Bank Mandiri (Persero) Tbk (2016-2019)
- HCBP Head Consumer Banking, PT Bank Mandiri (Persero) Tbk (2015-2016)
- HCBP Head Transaction Banking, PT Bank Mandiri (Persero) Tbk (2014-2015)
- SR PS HCBP Micro & Retail Banking, PT Bank Mandiri (Persero) Tbk (2012-2014)
- PS HCBP, Micro & Retail Banking PT Bank Mandiri (Persero) Tbk (2007-2012)
- Cash Outlet Manager, Banjarmasin Pelindo Trisakti, PT Bank Mandiri (Persero) Tbk (2007)
- Business Development Officer, Regional IX Banjarmasin, PT Bank Mandiri (Persero) Tbk (2006-2007)
- Temporary Assignment Officer, PT Bank Mandiri (Persero) Tbk (2006)
- Officer Development Program, PT Bank Mandiri (Persero) Tbk (2004-2006)

Period and Term of Office

In accordance with his tenure as Head of the Human Capital Strategy & Policy Group

Concurrent Positions

None

REMUNERATION AND NOMINATION COMMITTEE

Remuneration and Nomination Committee Charter

The Company's Remuneration and Nomination Committee has established a Remuneration and Nomination Committee Charter issued through the Joint Decree (SKB) of the Board of Directors and the Board of Commissioners of BSI No. 01/001-SKB/Dirkom dated February 1, 2021 on the Establishment of the Guidelines and Rules of Procedure of the Remuneration and Nomination Committee of PT Bank Syariah Indonesia Tbk. The Charter serves as a reference for the Committee in carrying out its duties and responsibilities in a transparent, competent, objective, and independent manner, ensuring accountability and acceptance by all stakeholders.

The Remuneration and Nomination Committee Charter regulates, among others, the following matters: Background, Purpose and Objectives, Scope, Legal Basis, Organization, Code of Ethics, Duties, Authorities, Obligations and Responsibilities, Working Time/Attendance, Division of Work, Meetings and Decision-Making, Reporting, Remuneration, Knowledge Enhancement, Correspondence, Official Travel, Leave, and Work Programs.

Remuneration and Nomination Committee Duties and Responsibilities

The Committee is tasked and responsible for carrying out the following matters:

1. Related to the remuneration function:
   a. Providing recommendations to the Board of Commissioners regarding remuneration structure, remuneration policy and remuneration amount.
   b. Assisting the Board of Commissioners in carrying out performance assessments in accordance with the remuneration received by each member of the Board of Directors, members of the Board of Commissioners, and/or members of the Sharia Supervisory Board.
2. Related to the nomination function:
   a. Providing recommendations to the Board of Commissioners regarding:
      - Composition of positions of members of the Board of Directors, members of the Board of Commissioners, and/ or members of the Sharia Supervisory Board.
      - Policies and criteria required in the Nomination process.
      - Performance for evaluation policy members of the Board of Directors, members of the Board of Commissioners, and/or members of the Sharia Supervisory Board.
   b. Assisting the Board of Commissioners in assessing the performance of members of the Board of Directors, members of the Board of Commissioners, and/or members of the Sharia Supervisory Board based on benchmarks that have been prepared as evaluation material.
   c. Providing recommendations to the Board of Commissioners regarding capacity development programs for members of the Board of Directors, members of the Board of Commissioners, and/or members of the Sharia Supervisory Board.
   d. Providing proposals for candidates who meet the requirements as members of the Board of Directors, members of the Board of Commissioners, and/or members of the Sharia Supervisory Board, to the Board of Commissioners to be submitted to the GMS.
   e. Providing recommendations to the Board of Commissioners regarding Independent Parties who are prospective members of the Audit Committee and Risk Monitoring Committee.
   f. Developing capability development programs for members of the Board of Directors, members of the Board of Commissioners, and/or members of the Sharia Supervisory Board.
3. Developing concepts and analysis related to the function of the Remuneration and Nomination Committee.
4. Assisting the Board of Commissioners in determining general Human Resources policies.
5. Assisting the Board of Commissioners in obtaining and analyzing data on prospective Board of Directors from the talent pool of officials one level below the Directors.
6. Assisting the Board of Commissioners in providing recommendations regarding options to the Board of Commissioners, Board of Directors, Sharia Supervisory Board and Employees, including stock options and monitoring their implementation.
7. Have a data base and talent pool for prospective members of the Board of Commissioners, Board of Directors and Sharia Supervisory Board.

Remuneration and Nomination Committee Authorities

1. Requesting PT Bank Syariah Indonesia Tbk. to conduct surveys according to the needs of the Remuneration and Nomination Committee.
2. Requesting necessary information from various parties both internal and external to PT Bank Syariah Indonesia Tbk.

REMUNERATION AND NOMINATION COMMITTEE

Remuneration and Nomination Committee Education Qualifications and Professional Experience

The qualifications and professional experience of the Chairman and Members of the Remuneration and Nomination Committee are as follows.

Remuneration and Nomination Committee Educational Qualifications and Professional Experience

Name	Position	Education	Professional Experience
Felicitas Tallulembang	Chairman	Bachelor of Medicine	Professional background in the health sector
Muhadjir Effendy	Member	1. Bachelor's Degree of Tarbiyah 2. Bachelor of Social Education 3. Master's Program in Public Administration 4. Doctoral Program, Social Sciences	Professional background in banking, ministry, higher education, and corporate oversight
Nizar Ahmad Saputra	Member	1. Bachelor's Degree of Islamic Studies 2. Master's Degree in Communication Studies	Professional background in banking, and corporate oversight
Mohammad Syafii Antonio*	Member	1. Bachelor of Arts in Islamic Studies and Economics and Statistics 2. Master of Economics 3. Doctoral of Micro Finance	Professional background in banking, and corporate oversight
Addin Jauharudin*	Member	1. Bachelor's Degree of Al-Ahwal Al-Syakhshiyyah 2. Master of Management Program 3. Doctoral Degree from Universitas Brawijaya Malang, Strategic Management Concentration	Professional background in banking, and corporate oversight
Kamaruddin Amin	Member	1. Bachelor Degree 2. Master Degree 3. Doctoral Degree	Professional background in banking, ministry, higher education, and corporate oversight
Teszy Mira Ekakusma	Secretary and Non-Voting Member	1. Bachelor of Psychology 2. Master of Psychology	Professional background in banking

*) effective upon obtaining approval from OJK on fit and proper test

Remuneration and Nomination Committee Independence

In line with the Remuneration and Nomination Committee Charter, the Committee performs its duties and responsibilities in a professional and independent manner to support the Board of Commissioners in evaluating and overseeing the nomination process, the determination of remuneration, and the implementation of GCG in accordance with applicable provisions. Committee members are independent parties with no financial, management, shareholding, and/or family relationships with the Board of Commissioners, the Board of Directors, and/or controlling shareholders, and have no relationships with the Bank that could affect their independence and objectivity, thereby ensuring that oversight and evaluation functions are carried out free from conflicts of interest.

The independence qualifications of Risk Monitoring Committee members must meet the following criteria:

Independence Aspect	Felicitas Tallulembang	Muhadjir Effendy	Nizar Ahmad Saputra	Muhammad Syafii Antonio*	Addin Jauharudin*	Kamaruddin Amin	Teszy Mira Ekakusma
Has no financial relationship with the Board of Commissioners and Directors	√	√	√	√	√	√	√
Has no management relationships in the company, subsidiaries or affiliated companies	√	√	√	√	√	√	√

REMUNERATION AND NOMINATION COMMITTEE

Independence Aspect	Felicitas Tallulembang	Muhadjir Effendy	Nizar Ahmad Saputra	Muhammad Syafii Antonio*	Addin Jauharudin*	Kamaruddin Amin	Teszy Mira Ekakusma
Has no share ownership relationship in the company	√	√	√	√	√	√	√
Has no family relationship with the Board of Commissioners, Board of Directors, and/or fellow members of the Remuneration and Nomination Committee	√	√	√	√	√	√	√
Not serving as a political party administrator, official or government official	√	√	√	√	√	√	√

*) effective upon obtaining approval from OJK on fit and proper test

Training and/or Competency Development of the Remuneration and Nomination Committee

Training and/or competency development of Remuneration and Nomination Committee members who are members of the Board of Commissioners is presented in the Board of Commissioners subsection of this Annual Report. The following is a summary of the training and/or competency development undertaken in 2025 by Remuneration and Nomination Committee members who serve as non-members of the Board of Commissioners.

Name	Position	Types of Training and Competency Development Materials
Teszy Mira Ekakusma	Secretary and Non-Voting Member	• Risk Management Refreshment Level 4, October 31, 2025 • Top Executive Learning Program (TELP) Series 3, October 14, 2025 • Essential Series Fiqh Muamalah, August 26, 2025 • Essential Series APUPPT & PPSPM, July 21, 2025 • Essential Series AI Literacy, July 21, 2025 • Essential Series Data Driven Analyzing, July 21, 2025 • Essential Series Risk Management, July 21, 2025 • BSI People Code, June 16, 2025 • Essential Series Basic IT Security, March 3, 2025 • Essential Series Basic Data Protection, March 3, 2025 • ESG Refreshment, February 27, 2025

REMUNERATION AND NOMINATION COMMITTEE MEETINGS

Remuneration and Nomination Committee Meeting Policies

1. Meetings are attended by all members and, where necessary, may be attended only by members with voting rights.
2. Meetings may only be held if attended by at least 51% of the total members, including one Independent Commissioner as Chair of the Committee and a Human Capital official.
3. Remuneration and Nomination Committee meetings are convened as required and based on assignments from the Board of Commissioners, and at least once every 4 (four) months.
4. Meetings are chaired by the Chairman of the Committee or by a member appointed by the attending members if the Chairman is unable to attend.
5. Meeting decisions are made through deliberation to reach consensus. If consensus cannot be reached, decisions are made by majority vote.
6. Meeting results or decisions must be documented in minutes of meeting signed by all attending members, properly archived, and submitted in writing to the Board of Commissioners.
7. Any dissenting opinions arising in meetings must be clearly stated in the minutes of meeting, along with the reasons for such dissent.
8. The Committee must submit reports to the Board of Commissioners for each assignment given and/or for any matters identified that require the attention of the Board of Commissioners, or at least 2 (two) times within 1 (one) year.

REMUNERATION AND NOMINATION COMMITTEE

Remuneration and Nomination Committee Meeting Agenda

No.	Date	Meeting Agenda	Quorum
1.	March 21, 2025	Proposed Remuneration for the Board of Commissioners, Board of Directors, and Sharia Supervisory Board in 2025	100%
2.	May 16, 2025	Changes in Management	100%
3.	May 19, 2025	Changes in Management	100%
4.	December 4, 2025	Human Resources Policy Discussion	100%

Meeting Attendance of Remuneration and Nomination Committee

Name	Position	Remuneration and Nomination Committee Meeting		
		Total and Percentage of Attendance		
		Total Meetings	Total Attendance	Percentage
Komaruddin Hidayat	Chairman concurrently Member	2	2	100%
Muliaman D. Hadad	Member	2	2	100%
Adiwarman A. Karim	Member	2	2	100%
Mohamad Nasir	Member	2	2	100%
Masduki Baldlowi	Member	2	2	100%
Felicitas Tallulembang	Chairman concurrently Member	4	4	100%
Muhadjir Effendy	Member	0	0	-
Nizar Ahmad Saputra	Member	0	0	-
Muhammad Syafii Antonio*	Member	0	0	-
Addin Jauharudin*	Member	0	0	-
Kamaruddin Amin	Member	0	0	-
Teszy Mira Ekakusuma	Secretary	4	4	100%

*) effective upon obtaining approval from OJK on fit and proper test

Performance Assessment Mechanism and KPI Achievement

The performance of BSI's Remuneration and Nomination Committee is evaluated periodically by the Board of Commissioners to assess the effectiveness of its duties and responsibilities. The evaluation considers the realization of the Committee's Work Plan, the quality of recommendations provided, and the effectiveness of coordination and communication with the Board of Commissioners, the Board of Directors, and relevant work units.

Throughout 2025, the Remuneration and Nomination Committee successfully implemented all programs set out in the 2025 Work Plan. KPI achievement was reflected in relevant and constructive recommendations that supported the Board of Commissioners' strategic decision-making, particularly in relation to remuneration and nomination policies. The evaluation results indicate that the Committee functioned effectively and contributed to strengthening BSI's governance and sustainable performance.

Work Program and Implementation of Duties of the Remuneration and Nomination Committee In 2025

Throughout 2025, the Remuneration and Nomination Committee carried out its duties and responsibilities well. The Remuneration and Nomination Committee has held 4 (four) meetings and carried out its duties, including:

1. Proposed Management Remuneration and 2023 Performance Bonus;
2. Proposed Candidates for the Sharia Supervisory Board (DPS) of BSI in 2024;

REMUNERATION AND NOMINATION COMMITTEE

3. Recommendations for Candidates for Company Management.
4. Discussion on Human Capital Policy

Remuneration of Members of the Remuneration and Nomination Committee

The honorarium for members of the Remuneration and Nomination Committee originating from the Board of Commissioners forms part of the honorarium of the Board of Commissioners as a whole, and therefore no separate honorarium is provided.

BOARD OF DIRECTORS SUCCESSION POLICY

Basic Principles

1. Requirements for the Board of Directors, Board of Commissioners, and Sharia Supervisory Board.
2. Candidates for members of the Board of Directors, Board of Commissioners, and Sharia Supervisory Board must meet the applicable statutory requirements such as the Limited Liability Company Law, the Sharia Banking Law and the Capital Market Law as well as other provisions.
3. Nomination and Submission of Candidates for Directors, Board of Commissioners and Sharia Supervisory Board Candidates for members of the Board of Directors, Board of Commissioners and Sharia Supervisory Board are submitted through a selection process by taking into account the requirements above.

Selection Procedure

a. The Remuneration and Nomination Committee identifies candidates who meet the criteria.
b. The Board of Commissioners submits, based on the recommendations of the Remuneration and Nomination Committee, proposals for candidates for the Board of Directors, Board of Commissioners and Sharia Supervisory Board to the GMS.
c. The selection is carried out before the end of the term of office or requested by the Board of Commissioners or if there is a vacant position.

Requirements and Criteria

The requirements and criteria for prospective members of the Board of Directors, Board of Commissioners, and Sharia Supervisory Board as stipulated in the Company's Articles of Association and other applicable provisions, are as follows::

- Board of Commissioners and Directors
- Prospective members of the Board of Commissioners and prospective members of the Board of Directors must meet the requirements of integrity, competence, and financial reputation.
- Integrity requirements for prospective members of the Board of Commissioners and prospective members of the Board of Directors include:
  1). have good morals and ethics, among others demonstrated by an attitude of complying with applicable provisions, including never having been convicted of committing a Certain Criminal Act within the last 20 (twenty) years before being nominated;
  2). have a commitment to comply with applicable laws and regulations;
  3). have a commitment to developing sound Bank operations;
  4). are not listed in the DTL (Disqualified List); and
  5). have a commitment not to commit and/or repeat the acts and/or actions as referred to, for prospective members of the Board of Commissioners or prospective members of the Board of Directors who have previously had a predicate of Disqualified in the fit and proper test and have undergone sanctions as referred to in PBI No. 14/6/PBI/2012 concerning the Fit and Proper Test for Sharia Banks and Sharia Business Units, Article 36 paragraph (1), Article 38 letter b, Article 41 paragraph (4) letter a and Article 41 paragraph (5).
- Competency requirements, including:
  1). for prospective members of the Board of Commissioners including, among others:
    - have sufficient knowledge, understanding and/ or experience in the field of sharia banking operations;
    - have the willingness and ability to supervise the Bank's business activities to comply with the principle of prudence and Sharia Principles in the field of sharia banking; and
    - have knowledge and understanding in the application of risk management.
  2). for prospective members of the Board of Directors including, among others:
    - have sufficient knowledge and understanding in the field of Islamic banking operations;
    - have experience and expertise in the field of banking operations, Islamic banking, finance or Islamic finance; Fulfillment of experience and expertise requirements for prospective Directors, also includes fulfillment of the requirement that the majority of members of the Board of Directors must have at least 4 (four) years of experience with the lowest position as an Executive Officer in the banking industry and at least 1 (one) year of which

has served at least as an Executive Officer at a BUS and/or UUS. have the ability to carry out strategic management within the framework of developing a sound and resilient Bank; and
- have knowledge, understanding and ability in implementing risk management..

- Financial reputation requirements for prospective members of the Board of Commissioners and prospective members of the Board of Directors, include:
  1). have no bad loan/financing; and
  2). have never been declared bankrupt or been a Director or Commissioner who was found guilty of causing a company to be declared bankrupt, within the last 5 (five) years before being nominated.
- Candidates for members of the Board of Commissioners and candidates for members of the Board of Directors do not have any indication of integrity, competence and/ or financial reputation problems which include:
  1). actions both directly and indirectly in the form of:
    - hiding and/or obscuring violations of a provision or financial condition and/or actual transactions;
    - providing unfair benefits to Shareholders, members of the Board of Commissioners, members of the Board of Directors, the Sharia Supervisory Board, Executive Officers, employees, and/or other parties that may harm or reduce the profits of the Sharia Bank;
    - violating the principle of prudence in banking and the principles of sound banking; and/or
    - violating Sharia Principles in the field of sharia banking;
  2). proven to have committed Certain Criminal Acts that have been decided by the court and have permanent legal force; proven to have caused the Islamic Bank to experience difficulties that endanger the continuity of its business or may endanger the banking industry;
  3). proven to have not carried out the orders of Bank Indonesia and/or the Financial Services Authority to carry out and/or not carry out certain actions;
  4). proven to have bad loan/financing;
  5). proven to have been declared bankrupt and/or to be a member of the Board of Commissioners or a member of the Board of Directors who was found guilty of causing a company to be declared bankrupt;
  6). unable to carry out strategic management in the context of developing a sound Islamic Bank;
  7). proven to have refused to provide commitments and/or not fulfill commitments that have been agreed upon with Bank Indonesia, the Financial Services Authority, and/or the Government; or
  8). not carrying out acts or actions that are his/her duties and responsibilities resulting in violations or actions as referred to in points (1), (3) and/or (4) above.
- Sharia Supervisory Board
  Prospective members of the Sharia Supervisory Board must meet the following requirements:
  1). integrity, which at least includes:
    - have good morals and ethics;
    - have a commitment to comply with Islamic banking regulations and other applicable laws and regulations;
    - have a commitment to developing a sound and resilient Bank (sustainable)', and
    - are not included in the List of Failed as stipulated in the provisions regarding the fit and proper test set by Bank Indonesia and/or the Financial Services Authority. Competence, which at least has knowledge and experience in the field of Islamic *mu'amalah* and knowledge in the field of banking and/or finance in general; and
  2). Financial reputation, which at least includes:
    - not included in the bad loan/financing fund; and
    - never declared bankrupt or become a shareholder, member of the Board of Commissioners, or member of the Board of Directors who is found guilty of causing a company to be declared bankrupt, within the last 5 (five) years before being nominated,
- Member of the Audit Committee and Risk Monitoring Committee.
  1). In providing recommendations regarding Independent Parties who will become members of the Audit Committee and/or Risk Monitoring Committee, the Committee must pay attention to the Bank's vision and mission, the principles of Good Corporate Governance and the provisions of applicable laws and regulations.
  2). The Committee submits recommendations regarding candidate members of the Board of Directors, Sharia Supervisory Board, and Board of Commissioners to the Board of Commissioners in writing to be submitted to the GMS no later than 1 (one) week before the GMS is held.

RISK MONITORING COMMITTEE

Purpose of Establishment

The Risk Monitoring Committee is established to assist the Board of Commissioners in carrying out its oversight function, particularly in matters related to the formulation, implementation, and evaluation of the Company's risk management policies, to ensure effective risk management in accordance with applicable regulations.

Legal Basis for Establishment

The Company's Risk Monitoring Committee is established in compliance with:

- SEOJK No. 14/SEOJK.03/2025 on Governance Practices for Commercial Banks.
- OJK No. Regulation 17 of 2023 on Governance Practices for Commercial Banks;
- The Articles of Association of PT Bank Syariah Indonesia Tbk.
- Relevant Laws and Regulations.

Membership Structure and Criteria

1. The Committee shall consist of at least 3 (three) members.
2. The Committee shall at least comprise 1 (one) Independent Commissioner serving as Chairman and member, 1 (one) Independent Party with expertise in Sharia banking, and 1 (one) Independent Party with expertise in risk management.
3. An Independent Party member of the Committee is deemed to have expertise in Sharia banking if the following criteria are met:
   a. Acquires knowledge in economics, finance, and/or Sharia banking; and
   b. Has at least 5 (five) years of work experience in economics, finance, and/or Sharia banking.
4. An Independent Party member of the Committee is deemed to have expertise in risk management if the following criteria are met:
   a. Acquires knowledge in risk management; and/or
   b. Has at least 2 (two) years of work experience in risk management.
5. Former members of the Board of Directors, Executive Officers of the Bank, or parties having relationships with the Bank that may affect their ability to act independently may not serve as Independent Parties as members of the Committee of PT Bank Syariah Indonesia Tbk before completing a cooling-off period as stipulated in applicable Bank Indonesia regulations.
6. Each Committee member has one equal voting right.
7. Employees of PT Bank Syariah Indonesia Tbk may serve as Committee members without voting rights (non-voting members).
8. Committee members are appointed and dismissed by the Board of Commissioners.
9. The term of Committee membership corresponds to the term of the Board of Commissioners; however, the Board of Commissioners may dismiss members at any time if justified reasons exist.
10. If the Chairman of the Committee ceases to serve before the end of their term as a Commissioner of the Company, the Chairman shall be replaced by another Independent Commissioner.
11. One of the Committee members may be appointed as Executive Secretary.
12. Committee members originating from external parties must meet the following requirements:
    a. Have no business relationship with the Bank.
    b. Have no family relationship with members of the Board of Directors, Board of Commissioners, or the controlling shareholders.
    c. Acquire high integrity, adequate capability, knowledge, and experience in their respective fields, and have an understanding of banking.

Committee Composition

The composition of the Risk Monitoring Committee of PT Bank Syariah Indonesia Tbk was appointed pursuant to the Board of Directors' Decree No. 05/835-KEP/DIR on the Amendment of the Membership of the Risk Monitoring Committee of PT Bank Syariah Indonesia Tbk, effective 29 December 2025, as follows::

RISK MONITORING COMMITTEE

Risk Monitoring Committee Composition as of 31 December 2025

Name	Position in the Committee	Position in the Company	Period
Nizar Ahmad Saputra	Member	Independent Commissioner	2025 - 2028
Muhadjir Effendy	Member	President Commissioner	2025 - 2028
Felicitas Tallulembang	Chairman concurrently a Member	Independent Commissioner	2024 - 2027
Mochamad Agus Rofiudin	Member	Commissioner	2025 - 2028
Muhammad Syafii Antonio*	Member	Independent Commissioner	2025 - 2028
Addin Jauharudin*	Member	Independent Commissioner	2025 - 2028
Meidy Ferdiansyah*	Member	Commissioner	2025 - 2028
Noor Anis	Member	Independent Party	2024 - 2027
Rahmatina Awaliah Kasri	Member	Independent Party	2025 - 2028

*) effective upon obtaining approval from OJK on fit and proper test

Risk Monitoring Committee Tenure

The term of office of Risk Monitoring Committee members originating from the Board of Commissioners shall not exceed the term of the Board of Commissioners as stipulated in the Articles of Association, and they may be reappointed for 1 (one) subsequent term. Meanwhile, Risk Monitoring Committee members originating from Independent Non-Commissioner parties may serve for a maximum term of 3 (three) years and may be reappointed for up to 2 (two) additional years, without prejudice to the Board of Commissioners' authority to dismiss them at any time.

Risk Monitoring Committee Profile

The profile of the Risk Monitoring Committee members as members of the Board of Commissioners is presented in Chapter 3 Profile of the Board of Commissioners in this Annual Report. The following are profile of the Risk Monitoring Committee members as non-Commissioner Independent Parties.

RISK MONITORING COMMITTEE



NOOR ANIS

Risk Monitoring Committee Member/
Independent Party

Indonesian Citizens
Born in Kudus, in 1964.
61 Years Old as of December 2025
Domicile at Depok, West Java, Indonesia

Educational Background

Bachelor of Mathematics-Statistics, Bandung Institute of Technology (ITB) (1989)

Certification

- Banking Risk Management Level VI – Sharia Financial Professional Certification Institute (LSPKS), 2024
- Banking Risk Management Level IV – Sharia Financial Professional Certification Institute (LSPKS), 2022
- Banking Risk Management Level IV – Banking Professional Certification Institute (LSPP), 2018
- Banking Risk Management Level II – Banker Association for Risk Management (BARa), 2007
- Banking Risk Management Level I – Banker Association for Risk Management (BARa), 2006

Work Experience

- Risk Monitoring Committee PT Bank Syariah Indonesia Tbk (2024-present)
- Program Development Manager PT Prastika Praveena Bina Mandiri (2022-2023)
- Group Head Strategy & Performance Management Group PT Bank Syariah Mandiri (2015-2021)
- Department Head Decision Support Corporate Banking PT Bank Mandiri (Persero) Tbk (2010-2015)

Period and Term of Office

February 6, 2024 – February 5, 2027

Concurrent Positions

-

RISK MONITORING COMMITTEE



RAHMATINA AWALIAH KASRI

Risk Monitoring Committee Member/
Independent Party

Indonesian Citizens
Born in Padang, in 1980.
45 Years Old as of December 2025
Domicile at Depok, West Java, Indonesia

Educational Background

- Bachelor of Economics, Universitas Indonesia, Indonesia (2002)
- Postgraduate Diploma in International and Development Economics (2004)
- Master of International and Development Economics
- MBA, Islamic Banking and Finance
- Doctor of Philosophy, Islamic Economics Banking and Finance, University of Durham, United Kingdom (2015)

Certification

- Certificate of Workplace Assessor-Financial Sector Indonesian Professional Certification Authority (Badan Nasional Sertifikasi Profesi or BNSP)
- Certificate of Islamic Banking Risk Management-Level 1 Indonesian Professional Certification Authority (Badan Nasional Sertifikasi Profesi or BNSP)
- Certificate of Professional Lecturer-Islamic Economics Ministry of Research, Technology and Higher of Indonesia

Work Experience

- Head of Quality Management Unit, Sharia Financial Professional Certification Institute (LSP Keuangan Syariah) (2022–2023)
- Director, Center for Islamic Economics and Business, Faculty of Economics and Business – Universitas Indonesia (2018–Present)
- Director, Islamic Economics Undergraduate Program, Faculty of Economics and Business – Universitas Indonesia (2015–2018)
- Senior Researcher, Center for Islamic Economics and Business, Faculty of Economics and Business – Universitas Indonesia (2008–Present)
- Lecturer/Researcher, Faculty of Economics and Business, Universitas Indonesia (2002–Present)

Period and Term of Office

Juni 19, 2025 – Juni 30, 2026

Concurrent Positions

- Senior Researcher, Center for Islamic Economics and Business, Faculty of Economics and Business – Universitas Indonesia (2008–Present)
- Lecturer/Researcher, Faculty of Economics and Business, Universitas Indonesia (2002–Present)
- Director, Center for Islamic Economics and Business, Faculty of Economics and Business – Universitas Indonesia (2018–Present)

RISK MONITORING COMMITTEE

Risk Monitoring Committee Charter

The Risk Monitoring Committee has established a Risk Monitoring Committee Charter pursuant to the Board of Commissioners' Decree of PT Bank Syariah Indonesia Tbk No. 04/KEP-KOM/001/2024 on the Guidelines and Rules of Procedure (Charter) of the Risk Monitoring Committee of PT Bank Syariah Indonesia Tbk, dated July 1, 2024. This Charter represents an update to the previous Risk Monitoring Committee Charter.

The Risk Monitoring Committee Charter serves as a reference for the Committee in carrying out its duties and responsibilities in a transparent, competent, objective, and independent manner, ensuring accountability and acceptance by all stakeholders.

The Risk Monitoring Committee Charter regulates a number of matters including:

1. Background
2. Risk Monitor
3. Definition, Vision and Mission, Responsibilities and Authorities
4. Membership Structure
5. Confidentiality
6. Committee Member Rewards
7. Committee Meetings
8. Changes
9. Closing

Risk Monitoring Committee Duties and Responsibilities

Pursuant to the Risk Monitoring Committee Charter, the following are duties and responsibilities of the Risk Monitoring Committee:

1. Monitoring and evaluating at least:
   a. The alignment between risk management policies and their implementation.
   b. The implementation of the work plan and duties of the Risk Management Committee and the Risk Management Unit.
   c. The adequacy of risk identification, measurement, monitoring, control processes, and risk management information systems.
   d. The Bank's compliance with the Articles of Association, regulations of the Banking and Capital Market Supervisory Authorities, and other laws and regulations related to risk management.
2. Monitoring and reviewing at least:
   a. Risk Profile Reports.
   b. Risk-based Bank Soundness Level Reports.
   c. Other reports related to the management of 10 (ten) types of risk, namely:
      - Credit Risk
      - Market Risk
      - Operational Risk
      - Liquidity Risk
      - Legal Risk
      - Compliance Risk
      - Reputational Risk
      - Strategic Risk
      - Return Risk
      - Investment Risk
   d. The Bank's Financing Policy and other policies required by the Regulator to be submitted by the Board of Directors to the Board of Commissioners.
3. Providing recommendations to the Board of Commissioners at least on:
   a. Matters that support the enhancement of the effectiveness of risk management implementation at the Bank.
   b. The alignment between the Bank's risk management policies and their implementation to ensure that risks are managed adequately.
   c. The implementation of the work plan and duties of the Risk Management Committee and the Risk Management Unit.
4. Holding periodic meetings with relevant work units to discuss matters within the scope of its oversight.
5. Reporting periodically on the results of monitoring and review activities and providing input on matters requiring the attention of the Board of Commissioners.
6. Preparing the Guidelines and Rules of Procedure of the Risk Monitoring Committee and conducting periodic reviews at least once every 3 (three) years.

Duties and Responsibilities of the Chairman and Members of the Risk Monitoring Committee

The Chairman of the Risk Monitoring Committee is responsible for coordinating all Committee activities to achieve the Committee's objectives. The Chairman and members of the Risk Monitoring Committee are responsible for:

RISK MONITORING COMMITTEE

1. Determining the annual work plan.
2. Preparing reports on the Committee's activities and matters requiring the attention of the Board of Commissioners.
3. Appointing non-Commissioner Committee members or other third parties as Committee Secretary to support Committee activities, including Committee meetings and the preparation of meeting minutes.
4. Attending meetings.
5. Actively participating and contributing to all Committee meeting activities.

Risk Monitoring Committee Authorities

1. Communicating with Heads of Units and other parties within the Bank to obtain information, clarification, and to request necessary documents and reports.
2. Accessing records or information relating to employees, funds, assets, and other corporate resources relevant to the performance of its duties.
3. Obtaining Risk Profile Reports, Bank Soundness Level Reports, Risk Appetite Statements, and other reports related to the implementation of the Bank's risk management.
4. Obtaining input and/or advice from external parties related to its duties.
5. Exercising other authorities granted by the Board of Commissioners.

Risk Monitoring Committee Education Qualifications and Professional Experience

The qualifications and professional experience of the Chairman and Members of the Risk Monitoring Committee are as follows.

Risk Monitoring Committee Educational Qualifications and Professional Experience

Name	Position	Education	Professional Experience
Nizar Ahmad Saputra	Chairman	• Bachelor's Degree of Islamic Studies • Master's Degree in Communication Studies	Professional background in banking, and corporate oversight
Muhadjir Effendy	Member	• Bachelor's Degree of Tarbiyah • Bachelor of Social Education • Master's Program in Public Administration • Doctoral Program, Social Sciences	Professional background in banking, ministry, higher education, and corporate oversight
Felicitas Tallulembang	Member	Bachelor of Medicine	Professional background in the health sector
Mochamad Agus Rofiudin	Member	• Diploma III in Finance, Specialization in Customs and Excise • Bachelor of Computer Science, Information Management • Master of Management, Economics and Business	Professional background in banking, customs, and corporate oversight
Mohammad Syafii Antonio*	Member	• Bachelor of Arts in Islamic Studies and Economics and Statistics • Master of Economics • Doctoral of Micro Finance	Professional background in banking, and corporate oversight
Addin Jauharudin*	Member	• Bachelor's Degree of Al-Ahwal Al-Syakhshiyyah • Master of Management Program • Doctoral Degree from Universitas Brawijaya Malang, Strategic Management Concentration	Professional background in banking, and corporate oversight
Meidy Ferdiansyah*	Member	• Bachelor's Degree of Economic • Master of Science of Strategic Management	Professional background in banking, ministry, higher education, and corporate oversight
Noor Anis	Member	Bachelor of Mathematics-Statistics	Professional background in banking

RISK MONITORING COMMITTEE

Name	Position	Education	Professional Experience
Rahmatina Awaliah Kasri	Member	• Bachelor of Economics, Universitas Indonesia, Indonesia (2002) • Postgraduate Diploma, Australian National University, International and Development Economics (2004) • Master, International and Development Economics • Master of Business Administration in Islamic Banking and Finance, International Islamic University of Malaysia, Malaysia (2008) • Doctor of Philosophy in Islamic Economics Banking and Finance, University of Durham, United Kingdom (2015)	Has work experience in the fields of sharia banking, sharia economics, and corporate supervision.

*) effective upon obtaining approval from OJK on fit and proper test

Independence of The Risk Monitoring Committee

The Risk Monitoring Committee performs its duties and responsibilities in a professional and independent manner by providing objective and accountable opinions and recommendations, free from any influence or pressure. Committee members are independent parties with no financial, management, shareholding, and/or family relationships with the Board of Commissioners, the Board of Directors, and/or controlling shareholders, and have no relationships with the Bank that could impair their independence and objectivity, thereby ensuring risk oversight and evaluation are conducted free from conflicts of interest.

The independence qualifications of Risk Monitoring Committee members must meet the following criteria:

Independence Aspect	Independent Commissioner									
	Nizar Ahmad Saputra	Muhadjir Effendy	Felicitas Tallulembang	Mochamad Agus Rofiudin	Muhammad Syafii Antonio*	Addin Jauharudin*	Meidy Ferdiansyah*	Fauzi	Noor Anis	Rahmatina Awaliah Kasri
Has no financial relationship with the Board of Commissioners and Directors	√	√	√	√	√	√	√	√	√	√
Has no management relationships in the company, subsidiaries Or affiliated companies	√	√	√	√	√	√	√	√	√	√
Has no share ownership relationship in the company	√	√	√	√	√	√	√	√	√	√
Has no family relationship with the Board of Commissioners, Board of Directors, and/or fellow members of the Risk Monitoring Committee	√	√	√	√	√	√	√	√	√	√
Not serving as a political party administrator, official or government official	√	√	√	√	√	√	√	√	√	√

*) effective upon obtaining approval from OJK on fit and proper test

Training and/or Competency Development of the Risk Monitoring Committee

Training and/or competency development of Risk Monitoring Committee members who are members of the Board of Commissioners is presented in the Board of Commissioners subsection of this Annual Report. The following is a summary of the training and/or competency development undertaken in 2025 by Risk Monitoring Committee members who serve as Independent Parties non-members of the Board of Commissioners.

Name	Position	Type of Training and Competency Development Material
Noor Anis	Member	• Webinar - The Role of GRC in Enhancing Investor Confidence and Financial Sector Stability - OJK Institute, 2025 • Webinar - The Domino Effect of Trump's Tariffs: Threat or Opportunity for Indonesia's Economy - OJK Institute, 2025 • Training - Strengthening the Strategic Role of the Board of Commissioners: Ethics, Governance, ESG, and Digitalization in the Modern Banking Era - Indonesian Banking Association (IBI), Banking Competency Center (BCC), 2025 • Webinar - The Role of the Financial Services Industry in Supporting National Strategic Projects: The Development of 3 Million Houses - OJK Institute, 2025 • IAI-IKAI Joint Collaboration - Sustainability Reporting: Impact and Implementation of PSPK 1 and 2 for Professionals - Indonesian Institute of Accountants, 2025 • 2025 Risk Management Level 6 Refreshment - Developing the structure, responsibilities, and procedures for managing bank risk (risk governance) - BSI Corporate University
Rahmatina Awaliah Kasri	Member	• Risk Management Level 4 Refreshment, BSU University, Jakarta • Preparation for Risk Management Certification Level 5, BSU University, Jakarta

RISK MONITORING COMMITTEE MEETING

Risk Monitoring Committee Meeting Policy

According to the Risk Monitoring Committee Charter issued through the Decree of the Board of Commissioners of PT Bank Syariah Indonesia Tbk No.04/KEP-KOM/001/2024, the following are the policies of the Risk Monitoring Committee Meetings:

1. The Risk Monitoring Committee holds regular meetings at least 1 (one) time in 1 (one) month.
2. The Risk Monitoring Committee meetings can only be held if attended by at least 51% (fifty-one percent) of the committee members, including 1 (one) Independent Commissioner and 1 (one) Independent Non-Commissioner.
3. Decisions of the Risk Monitoring Committee meetings are made by means of deliberation to reach a consensus.
4. If no consensus is reached, the decision shall be made based on a majority vote.
5. The meeting is chaired by the Chairman of the Risk Monitoring Committee or a designated member if the Chairman of the Risk Monitoring Committee is absent.
6. Each meeting of the Risk Monitoring Committee shall be recorded in the minutes, including any dissenting opinions, signed by all members of the Committee present, and submitted to the Board of Commissioners.
7. Meetings can be conducted either face-to-face or virtually via teleconferencing media or other media facilities that allow all participants of the Committee Meeting to see and/or hear each other directly and participate in the meeting.

Risk Monitoring Committee Meeting Agenda

Throughout 2025, the dates, agendas and participants of the Risk Monitoring Committee meetings were as follows.

No.	Date	Agenda	Quorum
1.	February 6, 2025	Bank Soundness Rating II, 2024	93%

RISK MONITORING COMMITTEE

No.	Date	Agenda	Quorum
2.	February 20, 2025	DymFK Compliance Implementation Report for 2024 (Director in charge of Compliance)	100%
3..	February 20, 2025	2024 AML-CTF Report	100%
4.	March 6, 2025	Organizational Structure Development Report, Including: a. Establishment of Work Units to anticipate Regulatory provisions b. Organizational effectiveness in the Network	100%
5.	March 6, 2025	BSU 2025 Strategy and Work Program, Including: a. Performance Overview b. Role in realizing the vision and mission related to Human Capital development	100%
6..	March 6, 2025	Retail Banking Performance & Strategy, Including: a. Performance Overview b. Strategic Issues c. Strategies & Work Programs/Strategic Initiatives to achieve RBB targets (product, people, process, etc.) d. FAR Management Strategy	
7.	April 17, 2025	Market & Research Update: a. Update on the economic situation (Macro-Economic Indicators) Global, Regional & National, Industry & Market, including Capital Market updates b. Update on Work Plans and OCE Progress	100%
8.	April 17, 2025	Wholesale Banking Performance and Strategy, Including: a. Performance Overview b. Strategic Issues c. Strategies and Work Programs/Strategic Initiatives to Achieve RBB Targets (Product, People, Process, etc.) d. FaR Management Strategy	100%
9.	April 24, 2025	Consumer Banking Performance and Strategy, Including: a. Performance Overview b. Strategic Issus c. Strategies and Work Programs/Strategic Initiatives to Achieve RBB Targets (Product, People, Process, etc.) d. FaR Handling Strategy	100%
10.	May 14, 2025	2024 Performance Evaluation & 2025 Work Program of the Risk Management Committee and Risk Management Unit.	100%
11.	May 26, 2025	Bullion Bank Performance & Strategy includes: a. Performance Overview (including ATM, EDC, QRIS) b. Strategic Issues c. Strategy and Work Program / Strategic Initiatives to achieve RBB targets (Product People, Process, etc.) d. Gold Purchasing Mechanism from BSI	91%
12.	July 10, 2025	Retail Banking Funding & Transaction Strategy	100%
13.	August 8, 2025	Bank Soundness Rating for the First Semester of 2025	100%
14.	August 21, 2025	DymFK Compliance Implementation Report First Semester 2025 (Director in charge of Compliance)	100%
15.	August 21, 2025	AML CTF Report for Semester I of 2025	100%
16.	August 28, 2025	NPF Financing Management, Financing Write-offs & High Risk Account Management	100%

RISK MONITORING COMMITTEE

No.	Date	Agenda	Quorum
17.	September 18, 2025	Treasury & International Banking: a. Performance Overview (Treasury, International & Financial Institution, and Transactional Banking) b. Strategic Issues c. Strategies & Work Programs/Strategic Initiatives to achieve RBB targets d. Strategies for Developing and Managing Overseas Branches	100%
18.	September 25, 2025	RAKB/Sustainable Finance Action Plan (ESG)	100%
19.	September 25, 2025	Progress Report on Human Resource Fulfillment and Development for Semester I 2025.	100%
20.	October 30, 2025	Update on Network Development Progress	100%
21.	October 30, 2025	Performance and Strategy of the Bullion Bank: a. Performance Overview b. Strategic Issues & Business Risks c. Strategy and Work Programs / Strategic Initiatives to Achieve RBB Targets (Product, People, Process, etc.)	100%
22.	October 30, 2025	Meeting on the Sustainable Finance Action Plan (RAKB) for 2026	100%
23.	November 6, 2025	Update of the Recovery Plan	100%
24.	November 27, 2025	Update on Marketing Communication Performance	100%
25.	December 4, 2025	Update of Internal Provisions in Relation to New Regulations and Regulatory Updates in 2025	100%

Risk Monitoring Committee Meeting Attendance

Name	Position	Risk Monitoring Committee Meeting		
		Total and Percentage of Attendance		
		Total Meetings	Total Attendance	Percentage
Muliaman Dharmansyah Hadad	Member	10	10	100%
Adiwarman Karim	Chairman concurrently member	10	10	100%
Komaruddin Hidayat	Member	10	9	90%
Muhammad Nasir	Member	10	10	100%
Suyanto	Member	10	10	100%
Masduki Baidlowi	Member	10	10	100%
Fauzi	Member	10	10	100%
Nazaruddin	Member	10	10	100%
Abu Rokhmad	Member	10	10	100%
Felicitas Tallulembang	Member	25	25	100%
Muhadjir Effendi	Member	15	15	100%
Nizar Ahmad Saputra	Chairman concurrently member	15	15	100%
Addin Jauharuddin*	Member	15	15	100%
Muhammad Syafii Antonio*	Member	15	15	100%
Mohammad Agus Rofiudin	Member	15	15	100%

RISK MONITORING COMMITTEE

Name	Position	Risk Monitoring Committee Meeting		
		Total and Percentage of Attendance		
		Total Meetings	Total Attendance	Percentage
Kamaruddin Amin	Member	15	15	100%
Meldy Ferdiansyah*	Member	15	15	100%
Noor Anis	Member	25	25	100%
Suharto	Member	25	25	100%
Mahfud Solihin	Member	14	14	100%
Rahmatina Awaliyah Katsir	Member	25	24	96%

*) effective upon obtaining approval from OJK on fit and proper test

Performance Assessment Mechanism and KPI Achievement

The performance of BSI's Risk Monitoring Committee is evaluated periodically by the Board of Commissioners to assess the effectiveness of the Committee's duties in supporting oversight. The evaluation considers the realization of the Committee's Work Plan, the quality and effectiveness of recommendations, and the level of communication and coordination with the Board of Commissioners, the Board of Directors, and relevant work units.

Throughout 2025, BSI's Risk Monitoring Committee successfully implemented all programs set out in the 2025 Work Plan. KPI achievement was reflected in relevant, value-adding recommendations that strengthened risk governance and supported the Board of Commissioners' strategic decision-making on risk management initiatives proposed by the Board of Directors. Consistent and constructive communication ensured timely and effective follow-up, supporting BSI's resilience and sustainability.

Risk Monitoring Committee's Work Program and Implementation of Duties In 2025

Throughout 2025, the Risk Monitoring Committee performed its duties and responsibilities effectively. The Risk Monitoring Committee held 25 (twenty five) meetings and carried out its duties, which included, among others:

1. Evaluated the alignment of risk management policies with the implementation of the Bank's policies;
2. Monitored and evaluated the implementation of duties by the Risk Monitoring Committee and Risk Management Business Unit;
3. Supervised and evaluated the results of the Bank's Soundness Level Report on a semesterly basis;
4. Supervised and evaluated the results of Compliance Implementation Reports, which included:
   a. Report on the Implementation of Duties & Responsibilities of the Director in charge of Compliance Function/Compliance Report,
   b. Report on Integrated Compliance & Integrated Governance,
   c. Report on AML-CTF;
5. Supervised and evaluated the strategy of Human Resource Development
6. Supervised report on Recovery & Resolution Plan
7. Oversaw risks related to proposed corporate actions or other actions, such as proposals for Thresholds (limits of the Board of Directors' authority requiring approval from the Board of Commissioners).
8. Conducted monthly performance evaluations.
9. Approved the Bank Business Plan (RBB) and its revisions.
10. Conducted visits to Area Offices/Branches to accompany the Board of Commissioners in carrying out its supervisory function, as well as observing and monitoring activities at the Area Offices/Branches and receiving inputs.

SHARIA GOVERNANCE IMPLEMENTATION REPORT AND SHARIA GOVERNANCE ASSESSMENT

SHARIA GOVERNANCE IMPLEMENTATION REPORT

BSI implements Sharia Governance consistently in accordance with Sharia Principles, in compliance with applicable regulatory provisions, including POJK No. 2 of 2024 on the Implementation of Sharia Governance for Sharia Commercial Banks and Sharia Business Units, along with its implementing regulation, SEOJK No. 15/SEOJK.03/2024. This implementation is further aligned with SEOJK No. 14/SEOJK.03/2025 on the Implementation of Governance for Commercial Banks and Law No. 40 of 2007 on Limited Liability Companies.

SHARIA GOVERNANCE COMPLIANCE

All members of the Board of Directors and the Board of Commissioners are responsible for the development and management of BSI's Sharia-based business activities. To ensure adherence to Sharia Principles, the Bank appoints a Head of Compliance Function overseeing Sharia Business Compliance, who is responsible for managing and ensuring that all Sharia-related activities are conducted in accordance with applicable regulations. The Directors overseeing Sharia compliance, Sharia risk management, and Sharia internal audit are accountable for the effectiveness of these functions and maintain ongoing coordination with the Sharia Supervisory Board.

In practice, the Sharia Compliance function ensures that all Bank products and services, including their operational guidelines, comply with the Fatwas of the National Sharia Council (DSN) and the opinions of the DPS. This function also provides assistance in the development of new products and activities, major financing transactions under the authority of the Board of Directors, and the review of proposed policies and Board decisions to ensure alignment with Sharia Principles. Compliance assurance is conducted through both ex-ante and ex-post processes, including collaboration with the Internal Audit Unit (SKAI) and periodic sampling reviews at branch offices to ensure consistent implementation of Sharia Principles across the Bank's operations.

As an integral component of the Sharia Governance framework, the Sharia Supervisory Board (DPS) plays a critical role in ensuring that all Bank activities consistently adhere to Sharia Principles. The DPS carries out independent oversight, advisory, and Sharia opinion functions to strengthen Sharia compliance and safeguard the integrity of the Bank's operations.

Part Two: Self-Assessment by the Bank on the Implementation of Sharia Governance

Article 43

a. The Bank is required to conduct a self-assessment of the implementation of Sharia Governance at least 2 (two) times within 1 (one) year.
b. The results of the Bank's self-assessment of the implementation of Sharia Governance as referred to in paragraph (1) constitute an integral part of the governance implementation report in accordance with the Financial Services Authority Regulation concerning the implementation of governance for commercial banks.
c. Provisions regarding the self-assessment of the implementation of Sharia Governance as referred to in paragraph (1) shall be determined by the Financial Services Authority.

SHARIA GOVERNANCE SELF-ASSESSMENT

As a Sharia Commercial Bank, BSI conducts periodic Sharia Governance Self-Assessments as part of its prudential practices and efforts to strengthen Sharia governance. Up to December 2025, BSI carried out one Sharia Governance Self-Assessment, referring to OJK Regulation No. 2 of 2024 on the Implementation of Sharia Governance for Sharia Commercial Banks and Sharia Business Units, along with its implementing regulations.

Based on the results of the second-semester 2025 self-assessment, the implementation of Sharia Governance at BSI was rated Rank 2 (Good), with no significant weaknesses identified. This outcome reflects the active role of the Board of Directors and the Sharia Supervisory Board (DPS) in ensuring compliance with Sharia Principles across all business activities, as well as the strong commitment of all BSI personnel and relevant units to consistently uphold effective and sustainable

SHARIA SUPERVISORY BOARD

The Sharia Supervisory Board (DPS) is a Bank organ responsible for providing advice and guidance to the Board of Directors and overseeing the Bank's activities to ensure continuous compliance with Sharia Principles. Through this role, the DPS ensures that all products, services, and operational activities are conducted in accordance with Sharia requirements, including the implementation of fatwas issued by the National Sharia Council.

In carrying out its duties, the DPS works in close coordination with the Compliance Function (SKKP) and the Internal Audit Unit (SKAI) to strengthen oversight and ensure consistent application of Sharia compliance across all Bank operations. Members of the DPS are appointed and approved through the GMS based on recommendations from the National Sharia Council of the Indonesian Ulema Council (DSN-MUI).

Sharia Supervisory Board Composition and Profiles

In reference with POJK No. 2 of 2024 and SEOJK 15/SEOJK.03/2024 on the Implementation of Sharia Governance for Sharia Commercial Banks and Sharia Business Units, the Sharia Supervisory Board of BSI is designated as the Bank's key party and is required to obtain approval from the OJK through a fit and proper test, based on a recommendation from the DSN-MUI.

BSI complies with the requirements on the number and structure of the DPS, with a minimum of 3 (three) members and a maximum of 50% (fifty percent) of the number of Directors. The DPS is led by a Chairman selected from among its members and, where necessary, may be supported by a Vice Chairman. As of December 31, 2025, BSI's DPS comprised 5 (five) members, consisting of 1 (one) Chairman and 4 (four) members.

Detailed profiles of Chairman and Members of BSI DPS is presented in the Chapter 3 Company Profile in this Annual Report.

Name	Position
Prof. Dr. KH. Hasanudin, M.Ag	Chairman
DR. H. Mohamad Hidayat, MBA, M.H	Member
Dr. H. Oni Sahroni, MA	Member
Dr. KH. Abdul Ghofur Maimoen, M.A.	Member
Prof. Dr. Jaih Mubarok, SE, M.H, M.Ag	Member

Sharia Supervisory Board Criteria

During their tenure, DPS members must demonstrate criteria that includes:

1. Demonstrating high integrity.
2. Acquiring knowledge and experience in sharia muamalah, as well as an understanding of sharia banking and/or general finance.
3. Having a good financial reputation.

Requirements of the Sharia Supervisory Board

The requirements for members of the Sharia Supervisory Board are regulated and determined by the National Sharia Council. Members of the Sharia Supervisory Board who have obtained a recommendation from the Indonesian Ulema Council and meet the requirements are appointed and dismissed by the GMS. The appointment of members of the Sharia Supervisory Board becomes effective after obtaining approval from the regulator (OJK).

The requirements for members of the Sharia Supervisory Board are subject to the provisions of:

a. Sharia Banking Law;
b. Bank Indonesia Regulations;
c. Financial Services Authority (OJK) Regulations;
d. Decisions of the National Sharia Council of the Indonesian Ulema Council; and
e. Other applicable laws and regulations.

Members of the Sharia Supervisory Board who have obtained a recommendation from the Indonesian Ulema Council and meet the requirements as referred to in paragraph (15) of Article 24 of the Company's Articles of Association are appointed and dismissed by the GMS. The appointment becomes effective after obtaining approval from the competent authority (OJK).

The requirements for members of the Sharia Supervisory Board are also regulated and determined by the National Sharia Council.

Sharia Supervisory Board Members Independence

The independence of Sharia Supervisory Board members is maintained by ensuring that no DPS member has a family relationship up to the second degree with members of the Board of Directors, the Board of Commissioners, and/or fellow DPS members. In addition, DPS members do not hold concurrent positions as members of the

Board of Directors, the Board of Commissioners, or Executive Officers in banks, companies, and/or other institutions that may give rise to conflicts of interest. These requirements enable the DPS to perform its supervisory role in a professional, objective, and independent manner.

Sharia Supervisory Board Members Concurrent Position Policy

In implementing POJK No. 2 of 2024 and dan SEOJK 15/SEOJK.03/2024, BSI ensures the independence of the Sharia Supervisory Board by restricting concurrent positions that may give rise to conflicts of interest. DPS members do not hold concurrent positions as members of the Board of Directors, Board of Commissioners, Executive Officers, public officials, or other positions in financial or non-financial institutions that could compromise their independence. DPS members are also limited to serving on no more than 1 (one) other bank's DPS and no more than 2 (two) Sharia supervisory boards of non-bank financial institutions. Limited exceptions are permitted, including positions in non-bank subsidiaries controlled by the Bank, non-profit organizations, or entities within the same financial conglomeration, provided these do not interfere with DPS duties. Any DPS member holding concurrent positions is required to submit a formal commitment to uphold integrity, avoid conflicts of interest, and ensure compliance with prudential principles and Sharia Principles.

The following are concurrent positions of DPS members as of December 31, 2025:

Name	Position	Position in Other Companies/ Agencies	Company Name/ Other Institution
Prof. Dr. KH. Hasanudin, M.Ag	Chairman	Member of Sharia Supervisory Board	Sharia Business Unit of PT Bank Danamon Indonesia
		Chairman of Sharia Supervisory Board	PT Toyota Astra Finance Services
		Chairman of Daily Executive Board of National Sharia Council	Indonesian Council of Ulama
		Chairman of Sharia Supervisory Board	PT Sarana Multigriya Finansial (Persero)
Dr. H. Mohamad Hidayat MBA, M.H*	Member	Chairman of Sharia Supervisory Board	Sharia Business Unit of PT Asuransi BRI Life
		Member of Sharia Supervisory Board	Sharia Business Unit of PT Asuransi Allianz Life Indonesia
Dr. H. Oni Sahroni, MA	Member	Chairman of Sharia Supervisory Board (Sole)	PT BNP Paribas Asset Management
		Member of Sharia Supervisory Board	PT HPAI – Halal Network Internasional (HNI)
		Member of Sharia Supervisory Board	LAZNAZ IZI (Inisiatif Zakat Indonesia)
Dr. KH. Abdul Ghofur Maimoen, M.A.	Member	-	-

SHARIA SUPERVISORY BOARD

Name	Position	Position in Other Companies/ Agencies	Company Name/ Other Institution
Prof. Dr. Jaih Mubarak, SE, MH. M.Ag	Member	Member of Sharia Supervisory Board	Bank Permata Sharia Business Unit
		Professor of the Faculty of Sharia & Law	UIN Sunan Gunung Djati Bandung
		Chairman of Sharia Supervisory Board	Al - Amin Insurance
		Secretary of DSN Hariah Executive	Board Indonesian Council of Ulama
		Deputy Secretary	MUI Fatwa Commission
		Member of Sharia Supervisory Board	Dana Pensiun Iuran Pasti BI
Dr. KH. Abdul Ghofur Maimoen, M.A.		Member	-

Sharia Supervisory Board Tenure

Members of DPS are appointed and dismissed by the GMS. The appointment becomes effective upon obtaining approval from the regulator (OJK).

The appointment of members of the Sharia Supervisory Board is for a term commencing from the closing of the GMS that appoints them or another date determined by the GMS, and ending at the closing of the third Annual GMS following their appointment, subject to the prevailing laws and regulations in the capital market sector. Notwithstanding the foregoing, the GMS reserves the right to dismiss members of the Sharia Supervisory Board at any time prior to the end of their term of office, in accordance with applicable capital market and Islamic banking regulations.

Such dismissal becomes effective as of the closing of the relevant GMS, unless another effective date of dismissal is determined by the GMS.

Members of the Sharia Supervisory Board whose term of office has expired may be reappointed, subject to the prevailing laws and regulations.

Resignation and Termination Mechanisms of Sharia Supervisory Board

Resignation

A member of the Sharia Supervisory Board may resign before the end of their term of office by submitting a written resignation notice to the Company at least 90 (ninety) calendar days prior to the intended effective date of resignation, subject to the following provisions:

a. The Company must convene a GMS to decide on the resignation of the relevant Sharia Supervisory Board member no later than 90 (ninety) calendar days after receipt of the resignation letter.
b. Prior to the resignation becoming effective and valid in accordance with applicable regulations, the relevant member of the Sharia Supervisory Board remains obliged to perform their duties and responsibilities in accordance with the Articles of Association and prevailing laws and regulations.
c. A resigning member of the Sharia Supervisory Board is released from liability only after obtaining a discharge and release from responsibility from the Annual GMS.

Dismissal of the Sharia Supervisory Board

The dismissal and/or resignation of a member of the Sharia Supervisory Board becomes effective as of the closing date of the relevant General Meeting of Shareholders (GMS), unless another effective date is determined by the GMS and/or otherwise stipulated under the applicable regulations.

The term of office of a member of the Sharia Supervisory Board shall automatically end if the relevant member:

a. Loses Indonesian citizenship;
b. Resigns and such resignation becomes effective;
c. Is declared bankrupt or placed under guardianship based on a court decision;
d. No longer meets the requirements stipulated under the prevailing laws and regulations;
e. Holds concurrent positions that are prohibited for members of the Sharia Supervisory Board under provisions of the National Sharia Council and/or prevailing laws and regulations;
f. Passes away;
g. Is dismissed by the GMS; or
h. Is included in the list of non-performing credit/ financing.

If a member of the Sharia Supervisory Board resigns or is dismissed before the end of their term of office, the term of office of the replacement member shall commence from the closing of the GMS that appoints them or another date determined by the GMS, and shall end at the closing of the third Annual GMS following their appointment, unless otherwise determined by the GMS.

In the event of an addition of members to the Sharia Supervisory Board, the term of office of such members shall commence from the closing of the GMS that appoints them or another date determined by the GMS, and shall end at the closing of the third Annual GMS following their appointment, unless otherwise determined by the GMS.

Fit & Proper Test for the Sharia Supervisory Board

Members of BSI DPS are classified as the Bank's Key Parties and are required to obtain approval from the OJK through a Fit & Proper Test prior to performing their duties and functions. This process is conducted in accordance with the Sharia Governance POJK and refers to the applicable POJK and SEOJK on Fit & Proper Test for Key Parties of Financial Institutions. The test is carried out by OJK based on the Bank's self-assessment and recommendations from the committee performing the nomination function, covering integrity, competence (in sharia muamalah, banking and/or finance), and financial reputation. DPS candidates must also obtain a recommendation from the National Sharia Council of the Indonesian Ulema Council. The OJK determines the assessment outcome as Approved or Not Approved, and the appointment of DPS members by the GMS may only proceed after OJK approval and subsequent regulatory reporting in accordance with prevailing regulations.

Guidelines and Work Procedures of the Sharia Supervisory Board

In carrying out its duties, the Sharia Supervisory Board refers to the Articles of Association and the Decree of the Sharia Supervisory Board of PT Bank Syariah Indonesia Tbk No. 05/DPS-BSI/2025, which stipulate the requirements for the Sharia Supervisory Board, its duties, responsibilities and main functions, prohibitions applicable to the Sharia Supervisory Board, term of office, dismissal, and meeting policies.

Sharia Supervisory Board Duties and Responsibilities

In carrying out business activities based on Sharia Principles, the Sharia Supervisory Board is appointed by the GMS upon the recommendation of the National Sharia Council of the Indonesian Ulema Council, with due observance of the provisions of the OJK or its successor, the regulations of the National Sharia Council, and other applicable laws and regulations.

The Sharia Supervisory Board has the following main duties, responsibilities, and functions, among others:

1. Acting as the representative of the National Sharia Council within the Company.
2. Supervising the Company's Sharia-related activities to ensure compliance with applicable Sharia Principles.
3. Providing advice and recommendations to the Board of Directors on matters related to Sharia Principles.
4. Acting as a mediator between the Company and the National Sharia Council in communicating proposals and recommendations for the development of products and services that require review and fatwa from the National Sharia Council.
5. Assessing and ensuring compliance with Sharia Principles in the Company's operational guidelines and products.
6. Supervising the development process of new products issued by the Company.
7. Requesting fatwa from the National Sharia Council for new products that do not yet have an established fatwa.
8. Conducting periodic reviews of Sharia compliance in fund-raising activities, fund disbursement, and service provision of the Company.
9. Requesting data and information related to Sharia aspects from the Company's work units for the purpose of carrying out its duties.
10. Implementing GCG principles in the execution of its duties and responsibilities in accordance with applicable laws and regulations.

SHARIA SUPERVISORY BOARD

In performing its functions, the Sharia Supervisory Board is required to:

a. Comply with the fatwas issued by the National Sharia Council.
b. Report the Company's business activities to OJK or its successor in accordance with the provisions stipulated by OJK or its successor.

DPS EVALUATION MECHANISM IN THE DPS CHARTER

Bank Policies and Procedures Evaluation Mechanism

In carrying out its evaluation function over the Bank's policies and procedures to ensure compliance with Sharia Principles, the DPS may coordinate with relevant work units, including the following:

1. With respect to policies, provisions, procedures, and other Standard Operating Procedures (SOPs related to the Bank's existing products and/or new products, including profit-sharing distribution policies, Sharia accounting treatment, zakat calculation, and the use of funds that may not be recognized as income, the technical review process, analysis, and request for feedback from relevant units are carried out by the Sharia Regulatory & Review function.
2. With respect to risk management policies and procedures related to compliance with Sharia Principles, technical evaluations are conducted by the Sharia Risk Management function and supported by the Sharia Compliance function, at least once a year or at any time in the event of changes that significantly affect business activities.
3. The results of the evaluations referred to in points 1 and 2 above may be supplemented by a written DPS opinion, if necessary.

Review Mechanism for Operations, Transactions, and Processes in the Bank's Business Activities

1. In conducting the review process, the DPS may review both on an ex-ante basis (prior to a policy being established and/or implemented) and on an ex-post basis (after a policy has been implemented).
2. In implementing the ex-ante review function over operations, transactions, and processes in the Bank's business activities related to Sharia aspects, the DPS coordinates with the Sharia Compliance function to review documents (including promotional and marketing materials, whether for the Bank's own products or products resulting from cooperation with Bank partners) and business transactions, either on its own initiative or at the request of DPS, the Board of Commissioners, or the Board of Directors, as well as the systems used by the Bank.
3. In implementing the ex-post review function over operations, transactions, and processes in the Bank's business activities related to Sharia aspects, the DPS coordinates with the Sharia Audit function under the Internal Audit Unit.

Sharia Governance Implementation Evaluation Mechanism

1. In relation to the authority of the DPS under Article 3 paragraph (3) letter (c), the SSB provides direction on Sharia Governance and coordinates with Executive Officers of the CPG, ERM, and WCA units in preparing comprehensive evaluation materials covering policy, risk, and Sharia compliance aspects.
2. Meetings related to the evaluation of Sharia governance as referred to in point 1 above form part of Limited Meetings.
3. The implementation of such Limited Meetings, in addition to being held at the request of the DPS, is conducted in accordance with the applicable laws and regulations.
4. External reviews of Sharia Governance are conducted periodically at least once every three years, with reference to OJK regulations and other applicable provisions.

Shariah Supervisory Board Meetings

Meeting Policy

The Sharia Supervisory Board is required to convene meetings at least once a month. Decisions of the Sharia Supervisory Board are made through deliberation to reach consensus. All resolutions and outcomes of Sharia Supervisory Board meetings must be documented in formal minutes and constitute collective decisions of all members of the Sharia Supervisory Board. The minutes of meetings must be properly documented and maintained by the Company.

SHARIA SUPERVISORY BOARD

The Bank shall hold joint meetings of DPS with the Board of Directors and Board of Commissioners at least once every 4 (four) months. Such meetings may be convened provided they are attended by a majority of DPS members and a majority of members of the Board of Directors and Board of Commissioners.

Sharia Supervisory Board Meeting Recapitulations

The following were the DPS meeting recapitulations during 2025:

Sharia Supervisory Board Meeting Attendance

Name	Position	DPS Meeting			DPS Joint Meeting			GMS		
		Total and Percentage of Attendance			Total and Percentage of Attendance			Total and Percentage of Attendance		
		Total Meetings	Total Attendance	Percentage	Total Meetings	Total Attendance	Percentage	Total Meetings	Total Attendance	Percentage
Prof. Dr. KH. Hasanudin, M.Ag	Chairman	28	28	100%	6	6	100%	2	2	100%
DR. H. Mohamad Hidayat, MBA, M.H	Member	28	28	100%	6	6	100%	2	2	100%
Dr. H. Oni Sahroni, MA	Member	28	28	100%	6	5	83,33%	2	2	100%
Dr. KH. Abdul Ghofur Maimoen, M.A.	Member	28	28	100%	6	5	83,33%	2	2	100%
Prof. Dr. Jaih Mubarok, SE, M.H, M.Ag	Member	28	28	100%	6	6	100%	2	2	100%

The agenda and participants of joint meeting of DPS, Board of Commissioners, and Directors are presented in the subsection “Joint Meeting of the Board of Commissioners” in the Corporate Governance chapter of this Annual Report.

Training and/or Competency Development of the Sharia Supervisory Board Members

The following are training and/or competency development participated by DPS members during 2025.

Name	Position	Training	Date / Place	Organizer
Prof. Dr. KH. Hasanudin, M.Ag	Chairman of the Sharia Supervisory Board	Workshop on Sharia Contract and Conformity of BSI Gold Bank Products	April 28, 2025 / Padang Room 1 Lt.1 Hotel Westin Jakarta	CDG and BBG
		Top Executive Learning Program (TELP) Series 1 Year 2025 Training	June 13, 2025 / Auditorium lt.6 The Tower	BSI Corporate University, Speaker Alan Liew Young Wee-Head of Bullion UOB Singapore
		Custom of General Business English (Elementary Level)	June 5, 2025 / Rr. DPS Lt. 5	BSI Corporate University and English Today
		Custom of General Business English (Elementary Level)	June 12, 2025 / Rr. DPS Lt. 5	BSI Corporate University and English Today
		Custom of General Business English (Elementary Level)	June 19, 2025 / Rr. DPS Lt. 5	BSI Corporate University and English Today
		Custom of General Business English (Elementary Level)	June 26, 2025 / Rr. DPS Lt. 5	BSI Corporate University and English Today
		Custom of General Business English (Elementary Level)	July 24, 2025 / Rr. DPS Lt. 5	BSI Corporate University and English Today
		Custom of General Business English (Elementary Level)	July 31, 2025 / Rr. DPS Lt. 5	BSI Corporate University and English Today
		Pre Ijtima’ Sanawi Workshop (Annual Meeting) DPS X Year 2025 in the Field of Sharia Commercial Banks and Sharia Business Units	September 24-25, 2025 / Hotel Millenium Sirih Tanah Abang	DSN MUI

SHARIA SUPERVISORY BOARD

Name	Position	Training	Date / Place	Organizer
		Ijtima' Sanawi (Annual Meeting) DPS XXI Year 2025	September 26-27, 2025 / Hotel Mercure Kemayoran	DSN MUI
		Custom of General Business English (Elementary Level)	2 October 2025/RR DPS Lt. 5	BSI Corporate University and English Today
		Custom of General Business English (Elementary Level)	16 October 2025/RR DPS Lt. 5	BSI Corporate University and English Today
		Custom of General Business English (Elementary Level)	23 October 2025/ RR DPS Lt. 5	BSI Corporate University and English Today
		Custom of General Business English (Elementary Level)	13 November 2025/ RR DPS Lt. 5	BSI Corporate University
		Top Executive Learning Program "The Role of Leaders in Digital Banking Business Transformation" in 2025. Speaker: Mr. Jahja Setiatmadja (President Commissioner of BCA)	14 November 2025/ Hybrid	BSI Corporate University
		Risk Management Certification Training Level 5	27 - 28 November 2025/ RR DPS Lt. 5	BSI Corporate University
		Risk Management Certification Level 5 Strengthening Program	10 December 2025/ Online	BSI Corporate University
		Custom General Business English (Elementary Level)	11 December 2025 / RR/ DPS Lt. 5	BSI Corporate University & English Today
		Risk Management Certification Level 6 Preparation Program	16 December 2025	BSI Corporate University
		Custom General Business English (Elementary Level)	18 December 2025/ RR. DPS Lt. 5	BSI Corporate University & English Today
		Risk Management Certification Level 6 Strengthening Program	29 December 2025 / Online	BSI Corporate University
Dr. H. Mohamad Hidayat, MBA, M.H	Member of the Sharia Supervisory Board	Workshop on Sharia Contract and Conformity of BSI Gold Bank Products	April 28, 2025 / Padang Room 1 Lt.1 Hotel Westin Jakarta	CDG dan BBG
		Insurance Seminar - Indonesia Insurance Summit 2025	May 21-22, 2025 (Full Day) / Bali Nusa Dua Convention Center, Nusa Dua Bali	Dewan Asuransi Indonesia
		Custom of General Business English (Elementary Level)	June 5, 2025 / Rr. DPS Lt. 5	BSI Corporate University dan English Today
		Custom of General Business English (Elementary Level)	June 12, 2025 / Rr. DPS Lt. 5	BSI Corporate University dan English Today
		Training Top Executive Learning Program (TELP) Series 1 Year 2025	June 13, 2025 / Auditorium lt.6 The Tower	BSI Corporate University, Pembicara Alan Liew Young Wee-Head of Bullion UOB Singapore
		Custom of General Business English (Elementary Level)	June 19, 2025 / Rr. DPS Lt. 5	BSI Corporate University dan English Today
		Custom of General Business English (Elementary Level)	June 26, 2025 / Rr. DPS Lt. 5	BSI Corporate University dan English Today
		Custom of General Business English (Elementary Level)	July 24, 2025 / Rr. DPS Lt. 5	BSI Corporate University dan English Today
		Custom of General Business English (Elementary Level)	July 31, 2025 / Rr. DPS Lt. 5	BSI Corporate University dan English Today

SHARIA SUPERVISORY BOARD

Name	Position	Training	Date / Place	Organizer
		Pre Ijtima' Sanawi Workshop (Annual Meeting) DPS X Year 2025 in the Field of Sharia Commercial Banks and Sharia Business Units	September 24-25, 2025 / Hotel Millenium Sirih Tanah Abang	DSN MUI
		Ijtima' Sanawi (Annual Meeting) DPS XXI Year 2025	September 26-27, 2025 / Hotel Mercure Kemayoran	DSN MUI
		Custom of General Business English (Elementary Level)	2 October 2025/RR DPS Lt. 5	BSI Corporate University dan English Today
		Custom of General Business English (Elementary Level)	16 October 2025/RR DPS Lt, 5	BSI Corporate University dan English Today
		Training Palm Oil Industry Focus Mastery Batch 2 Year 2025	20-21 October 2025 / Mandiri University Medan	BSI Corporate University
		Custom of General Business English (Elementary Level)	23 Oktober 2025/ RR DPS Lt. 5	BSI Corporate University dan English Today
		Custom of General Business English (Elementary Level)	13 November 2025/ RR DPS Lt. 5	BSI Corporate University
		Top Executive Learning Program "The Role of Leaders in Digital Banking Business Transformation" in 2025. Speaker: Mr. Jahja Setiatmadja (President Commissioner of BCA)	14 November 2025/ Hybrid	BSI Corporate University
		Risk Management Certification Training Level 5	27 - 28 November 2025/ RR DPS Lt. 5	BSI Corporate University
		Risk Management Certification Level 5 Strengthening Program	10 December 2025/ Online	BSI Corporate University
		Risk Management Certification Level 6 Preparation Program	16 December 2025	BSI Corporate University
		Risk Management Certification Level 6 Strengthening Program	29 December 2025/ Online	BSI Corporate University
Dr. H. Oni Sahroni, MA	Member of the Sharia Supervisory Board	Workshop on Sharia Contract and Conformity of BSI Gold Bank Products	April 28, 2025 / Padang Room 1 Lt.1 Hotel Westin Jakarta	CDG and BBG
		Custom of General Business English (Elementary Level)	June 5, 2025 / Rr. DPS Lt. 5	BSI Corporate University and English Today
		Custom of General Business English (Elementary Level)	June 12, 2025 / Rr. DPS Lt. 5	BSI Corporate University and English Today
		Training Top Executive Learning Program (TELP) Series 1 Tahun 2025	June 13, 2025 / Auditorium lt.6 The Tower	BSI Corporate University, , Speaker Alan Liew Young Wee-Head of Bullion UOB Singapore
		Custom of General Business English (Elementary Level)	June 19, 2025 / Rr. DPS Lt. 5	BSI Corporate University and English Today
		Custom of General Business English (Elementary Level)	June 26, 2025 / Rr. DPS Lt. 5	BSI Corporate University and English Today
		Custom of General Business English (Elementary Level)	July 24, 2025 / Rr. DPS Lt. 5	BSI Corporate University and English Today
		Custom of General Business English (Elementary Level)	July 31, 2025 / Rr. DPS Lt. 5	BSI Corporate University and English Today
		Pre Ijtima' Sanawi Workshop (Annual Meeting) DPS X Year 2025 in the Field of Sharia Commercial Banks and Sharia Business Units	September 24-25, 2025 / Hotel Millenium Sirih Tanah Abang	DSN MUI

SHARIA SUPERVISORY BOARD

Name	Position	Training	Date / Place	Organizer
		Ijtima' Sanawi (Annual Meeting) DPS XXI Year 2025	September 26-27, 2025 / Hotel Mercure Kemayoran	DSN MUI
		Custom of General Business English (Elementary Level)	2 October 2025/RR DPS Lt. 5	BSU and English Today
		Custom of General Business English (Elementary Level)	16 October 2025/RR DPS Lt. 5	BSU and English Today
		Training Palm Oil Industry Focus Mastery Batch 2 Year 2025	20-21 October 2025 / Mandiri University Medan	BSU
		Custom of General Business English (Elementary Level)	23 October 2025/ RR DPS Lt. 5	BSU and English Today
		Top Executive Learning Program "The Role of Leaders in Digital Banking Business Transformation" in 2025. Speaker: Mr. Jahja Setiatmadja (President Commissioner of BCA)	14 November 2025/ Hybrid	BSU
		Risk Management Certification Training Level 5	27 - 28 November 2025/ RR DPS Lt. 5	
		Risk Management Certification Level 5 Strengthening Program	10 December 2025/ Online	BSI Corporate University
		Custom General Business English (Elementary Level)	11 December 2025 / RR/ DPS Lt. 5	BSI Corporate University & English Today
		Risk Management Certification Level 6 Preparation Program	16 December 2025	BSI Corporate University
		Custom General Business English (Elementary Level)	18 December 2025/ RR. DPS Lt. 5	BSI Corporate University & English Today
		Risk Management Certification Level 6 Strengthening Program	29 December 2025 / Online	BSI Corporate University
Dr. KH. Abdul Ghofur Maimoen, M.A.	Member of the Sharia Supervisory Board	Workshop on Sharia Contract and Conformity of BSI Gold Bank Products	April 28, 2025 / Padang Room 1 Lt.1 Hotel Westin Jakarta	CDG dan BBG
		Custom of General Business English (Elementary Level)	June 19, 2025 / Rr. DPS Lt. 5	BSU and English Today
		Pre Ijtima' Sanawi Workshop (Annual Meeting) DPS X Year 2025 in the Field of Sharia Commercial Banks and Sharia Business Units	September 24-25, 2025 / Hotel Millenium Sirih Tanah Abang	DSN MUI
		Ijtima' Sanawi (Annual Meeting) DPS XXI Year 2025	September 26-27, 2025 / Hotel Mercure	DSN MUI
		Risk Management Certification Training Level 5	27 - 28 November 2025/ RR DPS Lt. 5	BSU
		Risk Management Certification Level 5 Strengthening Program	10 December 2025/ Online	BSI Corporate University
		Risk Management Certification Level 6 Preparation Program	16 December 2025	BSI Corporate University
		Risk Management Certification Level 6 Strengthening Program	29 December 2025/ Online	BSI Corporate University
Prof. Dr. Jaih Mubarok, SE, M.H, M.Ag	Member of the Sharia Supervisory Board	Workshop on Sharia Contract and Conformity of BSI Gold Bank Products	April 28, 2025 / Padang Room 1 Lt.1 Hotel Westin Jakarta	CDG and BBG

SHARIA SUPERVISORY BOARD

Name	Position	Training	Date / Place	Organizer
		Custom of General Business English (Elementary Level)	June 5, 2025 / Rr. DPS Lt. 5	BSU and English Today
		Custom of General Business English (Elementary Level)	June 12, 2025 / Rr. DPS Lt. 5	BSU and English Today
		Training Top Executive Learning Program (TELP) Series 1 Year 2025	June 13, 2025 / Auditorium lt.6 The Tower	BSU, Speaker: Alan Liew Young Wee-Head of Bullion UOB Singapore
		Custom of General Business English (Elementary Level)	June 19, 2025 / Rr. DPS Lt. 5	BSU and English Today
		Custom of General Business English (Elementary Level)	June 26, 2025 / Rr. DPS Lt. 5	BSU and English Today
		Custom of General Business English (Elementary Level)	July 24, 2025 / Rr. DPS Lt. 5	BSU and English Today
		Custom of General Business English (Elementary Level)	July 31, 2025 / Rr. DPS	BSU and English Today
		Pre Ijtima' Sanawi Workshop (Annual Meeting) DPS X Year 2025 in the Field of Sharia Commercial Banks and Sharia Business Units	September 24-25, 2025 / Hotel Millenium Sirih Tanah Abang	DSN MUI
		Ijtima' Sanawi (Annual Meeting) DPS XXI Year 2025	September 26-27, 2025 / Hotel Mercure Kemayoran	DSN MUI
		Custom of General Business English (Elementary Level)	2 October 2025/RR DPS Lt. 5	BSU and English Today
		Custom of General Business English (Elementary Level)	16 October 2025/RR DPS Lt. 5	BSU and English Today
		Custom of General Business English (Elementary Level)	23 October 2025/ RR DPS Lt. 5	BSU and English Today
		Top Executive Learning Program "The Role of Leaders in Digital Banking Business Transformation" in 2025. Speaker: Mr. Jahja Setiatmadja (President Commissioner of BCA)	14 November 2025/ Hybrid	BSU
		Risk Management Certification Training Level 5	27 - 28 November 2025/ RR DPS Lt. 5	BSU
		Custom General Business English (Elementary Level)	11 December 2025 / RR/ DPS Lt. 5	BSI Corporate University & English Today
		Risk Management Certification Level 6 Preparation Program	16 December 2025	BSI Corporate University
		Custom General Business English (Elementary Level)	18 December 2025/ RR. DPS Lt. 5	BSI Corporate University & English Today
		Risk Management Certification Level 6 Strengthening Program	29 December 2025 / Online	BSI Corporate University

Management of Conflicts of Interest of the Sharia Supervisory Board

In carrying out its duties, responsibilities, and functions, the Sharia Supervisory Board are prohibited from:

1. Using the Company for personal interests, the interests of family members, and/or other parties that may reduce the Company's assets and/or profitability.
2. Obtaining and/or receiving personal benefits from the Company, other than remuneration and other facilities as approved by the GMS.
3. Holding concurrent positions as prohibited under the prevailing laws and regulations.

SHARIA SUPERVISORY BOARD

Sharia Supervisory Board Affiliated Relations

Members of the DPS do not have any affiliation, whether financial or familial, with members of the Board of Commissioners, Board of Directors, and/or the Bank's Controlling Shareholders, thereby enabling them to perform their duties and functions independently and objectively.

Remuneration Policy of Sharia Supervisory Board Members

The remuneration policy for BSI's DPS is formulated and implemented in accordance with OJK regulations on the application of governance in remuneration for Islamic commercial banks. The determination of DPS remuneration takes into account the level of risk and complexity of the DPS' duties and responsibilities, including the issuance of sharia opinions on the Bank's products and business activities, the designation of the DPS as the Bank's key party, and the strengthened role of the DPS within the Sharia Governance framework. The policy also considers proportionality with the remuneration of the Board of Commissioners. In addition, BSI periodically reviews and evaluates the SSB remuneration policy and its implementation to ensure alignment with regulatory requirements, responsibilities, and the complexity of the role performed.

Type of Remuneration and Other Facilities	Sharia Supervisory Board	
	Person	Amount (Rp million)
Other facilities such as housing, transport, insurance, healthcare, etc.. a. Transferrable b. Not transferrable	-	-
Total		

Sharia Supervisory Board Supervisory Report

The Sharia Supervisory Board (SSB) of PT Bank Syariah Indonesia (Persero) Tbk (BSI) has prepared the performance and activity report for the period of January 1, 2025, and for the period of July 1 to December 31, 2025. This report is prepared in accordance with the provisions of Financial Services Authority Regulation (POJK) No. 17 of 2023 concerning the Implementation of Governance for Commercial Banks, POJK No. 2 of 2024 concerning the Implementation of Sharia Governance for Islamic Commercial Banks and Islamic Business Units, Financial Services Authority Circular Letter (SEOJK) No. 15/SEOJK.03/2024 concerning the Implementation of Sharia Governance for Islamic Commercial Banks and Islamic Business Units, as well as SEOJK No. 14/SEOJK.03/2025 concerning the Implementation of Governance for Commercial Banks.

Throughout 2025, the SSB carried out its duties in overseeing the Bank's policies and the management conducted by the Board of Directors to ensure compliance with Sharia principles, and is responsible for such supervision. The SSB also provides advice to the Board of Directors, including issuing sharia opinions related to the Bank's activities as referred to in Article 20 paragraph (1) of POJK No. 2 of 2024 on Sharia Governance, which include, among others:

a) Supervision of policies and management conducted by the Board of Directors to ensure compliance with Sharia principles, by:
   1. Evaluating the Bank's policies and procedures to ensure alignment with Sharia principles;
   2. Reviewing the Bank's operations to ensure compliance with Sharia principles; and
   3. Directing, monitoring, and evaluating the implementation of Sharia Governance, including the application of sharia compliance, sharia risk management, and sharia internal audit in an integrated manner;
b) Providing advice, including sharia opinions, to the Board of Directors, by:
   1. Providing recommendations related to the fulfillment of Sharia principles based on the SSB's supervisory results;
   2. Providing opinions on strategic matters and/or matters required by regulations to ensure they do not contradict Sharia principles, including the implementation of banking synergy as referred to in the Financial Services Authority Regulation on Islamic commercial banks, as well as recovery action plans and remedial plans as referred to in the Financial Services Authority Regulation regarding supervisory status and handling of problems in commercial banks;

3. Providing opinions on the development of new products as regulated in the Financial Services Authority Regulation on the implementation of commercial bank products, including:
   a. Compliance with DSN-MUI fatwas;
   b. Standard operating procedures for new Bank products; and/or
   c. Results of the review of contract concepts/agreements/application forms for new Bank products; and
4. Coordinating and providing guidance to the sharia compliance function, sharia risk management function, and sharia internal audit function;

c) Providing an opinion regarding the fulfillment of Sharia principles to the committees supporting the duties of the Board of Commissioners as referred to in Article 26 of the Sharia Governance POJK; and
d) Coordinating with fatwa authorities and/or regulators, where necessary.

Furthermore, to strengthen the culture of Sharia compliance across the entire network, the Sharia Supervisory Board (SSB) has carried out various enhancement activities, which were conducted at:

DPS Sampling Review for the Period 1 January 2025 – 31 December 2025

No.	Date	BSI Locations/Branch Offices
1.	6-8 February 2025	RO Surabaya – Kediri Area
2.	5-7 May 2025	RO Semarang - Yogyakarta Area
3.	9-10 May 2025	RO Medan – Medan Area
4.	20-22 May 2025	RO Surabaya – Surabaya Area
5.	10 June 2025	RO Jakarta 1 - Kelapa Gading Area
6.	17 June 2025	RO Jakarta 2 - Depok Area
7.	07 July 2025	RO Bandung - Bandung Area
8.	20-21 August 2025	RO Aceh - Aceh, Meulaboh and Lhouksemawe Area
9.	16-18 September 2025	RO Kalimantan – Balikpapan Area
10.	22-23 September 2025	RO Palembang - Palembang Area
11	21-22 October 2025	RO Makassar – Manado Area

Sharia Supervisory Board Recommendations

Throughout 2025, DPS of BSI provided input and recommendations to the Board of Directors as part of its Sharia oversight function. These recommendations covered, among others, the enhancement of policies and operational procedures to ensure continuous alignment with Sharia Principles, the strengthening of controls over Sharia-based products and business activities, and the improvement of the overall quality of Sharia governance implementation across the Bank. Below are the details:

Recapitulation of Directions and Recommendations of the Sharia Supervisory Board

No.	DPS Opinion Title	No. Register	Date
1.	Approval of Documents Related to Bullion Business Activities (Gold Custody and Gold Trading)	01/BSI/DPS/OPINI/I/2025	8-Jan-25
2.	Request for Sharia Supervisory Board (SSB) Opinion Regarding BSI Bullion Bank Gold Custody Services	02/BSI/DPS/OPINI/I/2025	8-Jan-25
3.	Approval of Operational Technical Guidelines for Global Transaction Sharia (GTS) / Bewize	03/BSI/DPS/OPINI/I/2025	13-Jan-25
4.	Bullion Bank Gold Trading	04/BSI/DPS/OPINI/I/2025	8-Jan-25
5.	Financial Statements of PT Bank Syariah Indonesia Tbk for the Period Ending December 31, 2024	05/BSI/DPS/OPINI/I/2025	16-Jan-25

SHARIA SUPERVISORY BOARD

No.	DPS Opinion Title	No. Register	Date
6.	SRIA (Sharia Restricted Investment Account)	06/BSI/DPS/OPINI/I/2025	15-Jan-25
7.	Financing Realization Flow for Gold Installment	07/BSI/DPS/OPINI/III/2025	19-Mar-25
8.	Approval of Operational Technical Guidelines for Contactless Features on BSI Hasanah Card	08/BSI/DPS/OPINI/II/2025	18-Feb-25
9.	Approval of Digital Ecosystem Product Manual (BSI Lifestyle) Byond Lyfe	09/BSI/DPS/OPINI/III/2025	12-Mar-25
10.	Approval of Documents Related to the Islamic Structured Account (ISRA)	10/BSI/DPS/OPINI/III/2025	12-Mar-25
11.	Transfer of Bank Mantab Portfolio	11/BSI/DPS/OPINI/III/2025	5-Mar-25
12.	Purchase Order (PO) Financing	12/BSI/DPS/OPINI/III/2025	26-Feb-25
13.	Liquidity Optimization in Nostro Accounts of PT Bank Syariah Indonesia Tbk	13/BSI/DPS/OPINI/III/2025	12-Mar-25
14.	Approval of Gold Installment Financing Product Manual	14/BSI/DPS/OPINI/II/2025	12-Feb-25
15.	Dubai Sharia Compliance Certificate	15/BSI/DPS/OPINI/IV/2025	17-Apr-25
16.	Gold Purchase, Deposit, and Withdrawal Through Branches and Gold ATMs (ATGM)	16/BSI/DPS/OPINI/V/2025	28-Apr-25
17.	Conversion of Existing Product Features into Gold Savings	17/BSI/DPS/OPINI/V/2025	28-Apr-25
18.	Gold Installment Financing via Byond	18/BSI/DPS/OPINI/IV/2025	21-May-25
19.	Approval of Documents Related to Sustainable-Based Mudharabah Sukuk of Bank Syariah Indonesia	19/BSI/DPS/OPINI/V/2025	28-Apr-25
20.	Approval of Documents Related to Sharia Hedging	20/BSI/DPS/OPINI/III/2025	18-Mar-25
21.	Approval of Documents Related to Marketing Partner of Securities Brokerage Intermediary (MPPPE)	21/BSI/DPS/OPINI/V/2025	26-May-25
22.	Approval of Documents Related to Zakat Savings	22/BSI/DPS/OPINI/VI/2025	4-Jun-25
23.	Financing Scheme with PT Adi Sarana Armada Tbk (ASSA) and Business Group	23/BSI/DPS/OPINI/V/2025	21-May-25
24.	Revision of ZIS App Marketing Features (ZIS Hyperlink Service on Byond)	24/BSI/DPS/OPINI/V/2025	21-May-25
25.	Expansion of Treasury Business Activities at BSI Middle East (DIFC Branch)	25/BSI/DPS/OPINI/VI/2025	25-Jun-25
26.	Approval of Expansion of Treasury Business Activities at BSI Middle East (DIFC Branch)	26/BSI/DPS/OPINI/VI/2025	25-Jun-25
27.	Multi-Supplier Scheme for BSI Gold Stock	27/BSI/DPS/OPINI/IV/2025	28-Apr-25
28.	Gold Trading with Foreign Bullion Banks	28/BSI/DPS/OPINI/VII/2025	31-Jul-25
29.	Approval of Standard Operating Procedures for Internal Control Over Financial Reporting (ICOFR)	29/BSI/DPS/OPINI/VIII/2025	6-Aug-25
30.	Profit-Sharing Scheme for Ministry of Health Institutions	30/BSI/DPS/OPINI/VII/2025	31-Jul-25
31.	Counter Guarantee Covered by Insurance	31/BSI/DPS/OPINI/VIII/2025	6-Aug-25
32.	Trade Finance Tariffs for Export Transactions	32/BSI/DPS/OPINI/VIII/2025	6-Aug-25
33.	Approval of Documents Related to Multicurrency Foreign Currency Savings	33/BSI/DPS/OPINI/VIII/2025	28-Aug-25
34.	Approval of Documents Related to Bullion Business	34/BSI/DPS/OPINI/VIII/2025	29-Aug-25
35.	New Trade System Bewize	35/BSI/DPS/OPINI/VII/2025	7-Nov-25
36.	Redemption Fee & Release of Investor Profit-Sharing Rights (SRIA)	36/BSI/DPS/OPINI/VII/2025	6-Aug-25

No.	DPS Opinion Title	No. Register	Date
37.	SRIA Approval Opinion	37/BSI/DPS/OPINI/IX/2025	9-Sep-25
38.	Bewize Trade Approval Opinion	38/BSI/DPS/OPINI/IX/2025	17-Sep-25
39	Financial Statement Opinion	39/BSI/DPS/OPINI/IX/2025	12-Sep-25
40.	Implementation of Mitraguna Product	40/BSI/DPS/OPINI/IX/2025	28-Aug-25
41.	Implementation of MMQ Refinancing for Assets Owned by Institutional Management for Wholesale Segment Financing	41/BSI/DPS/OPINI/IX/2025	9-Nov-25
42.	Umrah Savings Product, Profit Sharing Distribution, and Product Simplification	42/BSI/DPS/OPINI/X/2025	2-Oct-25
43.	Potential Financing for Revenue During Construction (RDC)	43/BSI/DPS/OPINI/IX/2025	9-Nov-25
44.	Use of Non-Partner (Conventional) Insurance	44/BSI/DPS/OPINI/IX/2025	9-Nov-25
45.	Account Agent and Security Agent Services in Hybrid Syndicated Financing (Conventional & Sharia Banks)	45/BSI/DPS/OPINI/IX/2025	9-Nov-25
46.	Provision of Additional Syirkah/Mudharabah Profit-Sharing Based on Actual Realization Above/Below Projection	46/BSI/DPS/OPINI/IX/2025	9-Nov-25
47.	Simplification of Financing Execution Contracts	47/BSI/DPS/OPINI/IX/2025	9-Nov-25
48.	Proposed Government Program Scheme Related to Village/ Subdistrict Cooperatives Merah Putih (KDMP/KKMP)	48/BSI/DPS/OPINI/IX/2025	3-Sep-25
49.	Approval of Debit Card Product Manual for Contactless Feature	49/BSI/DPS/OPINI/IX/2025	25-Sep-25
50.	Use of MMQ Contract Scheme for Corporate Customer Financing (Vehicle Rental Services)	50/BSI/DPS/OPINI/IX/2025	9-Nov-25
51.	Proposal for BSI as Payment Channel for Islamic Multifinance Customer Installments (UUS)	51/BSI/DPS/OPINI/IX/2025	9-Nov-25
52.	Approval of BSI OTO Product Manual and BSI – MUF Cooperation Agreement	52/BSI/DPS/OPINI/X/2025	2-Oct-25
53	Development of CMS System Features	53/BSI/DPS/OPINI/X/2025	16-Oct-25
54.	Approval of Documents Related to CMS System Development	54/BSI/DPS/OPINI/X/2025	16-Oct-25
55.	Recovery Plan 2026	55/BSI/DPS/OPINI/XI/2025	13-Nov-25
56.	Financing for Special Hajj Registration Management	56/BSI/DPS/OPINI/XI/2025	13-Nov-25
57.	Approval of BSI Hasanah Card Product Manual for Youth Segment	57/BSI/DPS/OPINI/XII/2025	18-Dec-25
58.	Approval of Operational Technical Guidelines for BSI Hasanah Lyfe	58/BSI/DPS/OPINI/XII/2025	18-Dec-25
59	Hasanah Card Signature Visa	59/BSI/DPS/OPINI/XI/2025	26-Nov-25

SHARIA COMPLIANCE FUNCTION

The Sharia Compliance Function at BSI (the Bank) was established as part of the compliance work unit under the Director overseeing the compliance function. The Director overseeing the compliance function is responsible for the effectiveness of the implementation of the sharia compliance function in ensuring that all the Bank's policies, provisions, systems, procedures, and business activities consistently comply with Sharia Principles. In its implementation, this function is supported by an Executive Officer who reports directly to the relevant Director and has fulfilled the requirements of the Financial Services

SHARIA SUPERVISORY BOARD

Authority, including possessing adequate knowledge and understanding of sharia banking operations as well as the fatwas of the National Sharia Council–Indonesian Ulema Council.

The sharia compliance function was established to ensure that the policies, provisions, systems and procedures, as well as business activities carried out by the Bank, are in accordance with Sharia Principles.

The sharia compliance function coordinates with the DPS in carrying out its duties and responsibilities as regulated under POJK No. 2 of 2024 concerning the Implementation of Sharia Governance for Sharia Commercial Banks and Sharia Business Units and SEOJK No. 15/SEOJK.03/2024 concerning the Implementation of Sharia Governance for Sharia Commercial Banks and Sharia Business Units, to the knowledge of the Director overseeing the compliance function.

SHARIA RISK MANAGEMENT FUNCTION

BSI has implemented a Sharia Risk Management Function as an integral part of the Bank's overall risk management framework. This function is supported by an Executive-level officer with adequate knowledge and understanding of Sharia banking operations, enabling effective risk management that is aligned with Sharia Principles across all business activities. The Board of Directors is responsible for ensuring the effectiveness of this function in maintaining a balance between business performance and Sharia risk control.

The duties and responsibilities of the Sharia Risk Management Function are carried out in line with Financial Services Authority regulations on risk management implementation for Sharia Commercial Banks. In practice, this function has been implemented align with POJK No. 2 of 2024 on Sharia Governance Practices for Sharia Commercial Banks and Sharia Business Units, as well as SEOJK No. 15/SEOJK.03/2024, to ensure that risk management is conducted comprehensively, in an integrated manner, and consistently with regulatory requirements and Sharia banking prudential principles.

SHARIA INTERNAL AUDIT FUNCTION

BSI has implemented a Sharia Internal Audit Function as an integral part of the Bank's internal control system. This function is supported by an Executive-level officer with adequate knowledge and understanding of Sharia banking operations, enabling the internal audit process to be conducted professionally, objectively, and in accordance with Sharia Principles. The Board of Directors is responsible for ensuring the effectiveness of the Sharia Internal Audit Function in supporting sound Sharia governance practices.

In its implementation, internal audit reports related to the fulfilment of Sharia Principles are submitted to the Sharia Supervisory Board, the President Director, and the Board of Commissioners as part of a layered oversight mechanism. The duties and responsibilities of the Sharia Internal Audit Function are carried out in accordance with Financial Services Authority regulations on the implementation of internal audit functions in commercial banks, and have been aligned with POJK No. 2 of 2024 on the Implementation of Sharia Governance for Sharia Commercial Banks and Sharia Business Units, as well as SEOJK No. 15/SEOJK.03/2024, to ensure compliance with prudential banking principles, regulatory requirements, and Sharia Principles.

EXTERNAL REVIEW OF SHARIA GOVERNANCE

BSI conducts an external review of the implementation of Sharia governance as part of its commitment to ensuring continuous compliance with Sharia Principles and regulatory requirements. The external review is carried out by a public accountant and/or public accounting firm registered with the Financial Services Authority, in reference to POJK No. 2 of 2024 on the Implementation of Sharia Governance for Sharia Commercial Banks and Sharia Business Units. The results of the external review serve as an important input for evaluating and enhancing the Bank's Sharia governance practices.

BOARD OF DIRECTORS

The Board of Directors is the governing body responsible for managing and conducting the day-to-day operations of Bank Syariah Indonesia in accordance with the Bank's vision, mission, and strategic objectives. Acting under the oversight of the Board of Commissioners, the Board of Directors formulates and implements business strategies, ensures effective risk management and internal control systems, and upholds compliance with applicable laws, regulations, and Sharia principles. Through accountable leadership and prudent decision-making, the Board of Directors plays a central role in driving sustainable growth, safeguarding stakeholder interests, and maintaining the integrity of the Bank's operations.

Board of Directors Appointment Basis

The appointment of members of the Board of Directors is conducted through the GMS in accordance with the Company's Articles of Association and prevailing laws and regulations. Appointments become effective upon approval from the OJK following the Fit and Proper Test and the fulfilment of other regulatory requirements.

Board of Directors Composition

The appointment of members of the Board of Directors is carried out through the GMS in accordance with the Company's Articles of Association and the prevailing laws and regulations. The appointment of the Board of Directors becomes effective after obtaining OJK approval through the fit and proper test assessment and fulfillment of other regulatory requirements.:

Board of Directors Composition as of December 31, 2025

Name	Position	Basis of Appointment	Effective Date	Period
Anggoro Eko Cahyo	President Director	AGMS on May 16, 2025	September 1, 2025	2025 - 2028
Bob Tyasika Ananta	Vice President Director	1. AGMS on May 27, 2022 2. AGMS on May 16, 2025	September 23, 2022	2025 - 2028
Anton Sukarna	Sales & Distribution Director	1. EGMS on December 15, 2020 2. AGMS on May 17, 2024	February 1, 2021	2024 - 2027
Ade Cahyo Nugroho	Finance & Strategy Director	1. EGMS on December 15, 2020 2. AGMS on May 17, 2024	February 1, 2021	2024 - 2027
Zaidan Novari	Wholesale Transaction Banking Director	1. AGMS on May 27, 2022 2. AGMS on May 16, 2025	Januari 31, 2023	2025 - 2028
Grandhis Helmi Harumansyah	Risk Management Director	AGMS on May 22, 2023	September 21, 2023	2023 - 2026
Kemas Erwan Husainy	Retail Banking Director	AGMS on May 16, 2025	October 13, 2025	2025 - 2028
Muharto Hadi Suprapto	Technology Information Director	AGMS on May 16, 2025	October 13, 2025	2025 - 2028
Firman Nugraha	Treasury & International Banking Director	AGMS on May 16, 2025	December 12, 2025	2025 - 2028
Arief Adhi Sanjaya	Compliance & Human Capital Director	AGMS on May 16, 2025	December 12, 2025	2025 - 2028

Board of Directors Charter

In carrying out its duties, the Board of Directors is guided by the Board of Directors' Charter, which were approved through the Board of Directors' Decree No. 01/006-KEP/DIR dated 1 February 2021 concerning the Charter of the Board of Directors of PT Bank Syariah Indonesia Tbk. The Charter set out, among others,

BOARD OF DIRECTORS

the following:
1. Authority to Act
2. Organization and Division of Tasks
3. General Policies
4. Ethics and Working Hours
5. Meeting Regulations
6. Committees
7. Senior Executive Vice President
8. Correspondence
9. Miscellaneous
10. Amendments
11. Conclusion

Board of Directors Criteria

Parties eligible as members of the Board of Directors are individuals who are domiciled in Indonesia and meet the following criteria at the time of appointment and while in office:
1. Shall have good morals, intention, and integrity
2. Shall be able to take legal actions
3. Within 5 (five) years prior to appointment and while in office:
   a. Has never been declared bankrupt;
   b. Has never been a member of the Board of Directors and/ or a member of the Board of Commissioners convicted guilty of causing a company to be declared bankrupt;
   c. Has never been convicted of committing a criminal act that is detrimental to state finances and/or related to the financial sector; And
   d. Has never been a member of the Board of Directors and/ or the Board of Commissioners that while in office:
      - Failed to hold an annual GMS
      - Had their accountability as a member of the Board of Directors and/or member of the Board of Commissioners not accepted by the GMS or failed to provide accountability as a member of the Board of Directors and/or member of the Board of Commissioners to the GMS; And
      - Caused a company that obtained a permit, approval or registration from the OJK to fail to meet its obligation to submit an annual report and/or financial report to the OJK.
4. Shall not assume any other position made regulatory impermissible to them as Member of the Board of Directors expect by signing a statement of willingness to resign from that other position once elected as a Member of the Board of Directors;
5. Shall have a commitment to comply with regulatory provisions; And
6. Shall have knowledge and/or expertise in the field required by the Company

Rights, Duties and Authorities of The Board of Directors

The Board of Directors is responsible for carrying out all actions related to the management of the Company for the benefit of the Company and in accordance with the Company's objectives and purposes, while remaining mindful of and complying with the provisions and representing the Company both inside and outside the Court in all matters and events with the restrictions as stipulated in the laws and regulations, Articles of Association and/or GMS Resolutions.

The Board of Directors' rights and authorities including:
1. Establishing policies deemed appropriate in the management of the Company.
2. Regulating provisions regarding the Company's employees including deter mining wages, pensions or old-age benefits, and other income for the Company's employees based on applicable laws and regulations.
3. Appointing and dismissing the Company's employees based on the Company's labor regulations and applicable laws and regulations.
4. Regulating the delegation of authority of the Board of Directors to represent the Company in and out of court to one or several Directors specifically appointed for that purpose or to one or several Company employees, either individually or jointly, or to another entity.
5. Appointing and dismissing the Head of the Internal Audit Unit with the approval of the Board of Commissioners.
6. Writing off non-performing loans in accordance with the provisions stipulated in this Articles of Association and subsequently reporting them.
7. Not collecting principal, margin, ujrah, and other profit- sharing beyond the principal amount done in the context of restructuring and/or debt settlement, and other actions in the context of the Company's profit-sharing, with an obligation to report to the Board of Commissioners, the provisions and reporting procedures of which are determined by the Board of Commissioners.

8. Undertaking all other actions and activities regarding the management or ownership of the Company's assets, binding the Company with other parties and/or other parties with the Company, and representing the Company in and out of court on all matters and events, with limitations as regulated in laws and regulations, Articles of Association, and/or decisions of the General Meeting of Shareholders.

With reference to SEOJK 14/2025, the Board of Directors ensures transparency and accountability in the management of human capital by communicating strategic human resources policies to employees through accessible and well-defined channels. Such policies include, among others, recruitment systems, promotion mechanisms, remuneration structures, and workforce efficiency plans. In carrying out its duties, the Board of Directors remains fully accountable for the execution of its functions and is prohibited from granting general powers of attorney that would result in the transfer of its duties, authorities, and responsibilities, as stipulated under the prevailing governance regulations for commercial banks.

BDuties of the Board of Directors:

1. To strive and ensure the implementation of the Company's business and activities in accordance with its business objectives and activities;
2. To prepare in a timely manner the Company's long-term plan and work plan and its amendments to be submitted to and reviewed by the Board of Commissioners;
3. To prepare a List of Shareholders, Special List, Minutes of the GMS, and Minutes of the Board of Directors;
4. To hold and maintain the books and administration of the Company in accordance with the prevailing standards of a Company;
5. To prepare an Accounting System in accordance with Financial Accounting Standards and based on the principles of internal control, especially the functions of management, recording, storage, and supervision;
6. To provide periodic reports according to the manner and time in accordance with applicable regulations, as well as other reports whenever requested by the Board of Commissioners, taking into account laws and regulations, especially regulations in the field of Capital Market;
7. To prepare the Company's organizational structure complete with details of its duties;
8. To make an Annual Report which contains, among others, Financial Statements, as a form of accountability for the Company's management, as well as the Company's financial documents as referred to in the Law on Corporate Documents;
9. To prepare financial statements in number 8 above based on Financial Accounting Standards and submit to the Public Accountant who has been appointed for audit;
10. To submit annual reports including financial statements after being reviewed by the Board of Commissioners within a period of no later than 6 (six) months after the Company's financial year ends to the GMS for approval and approval;
11. To provide an explanation to the GMS regarding the Annual Report;
12. To submit the Balance Sheet and Income Statement that have been ratified by the GMS to the Minister of Law and Human Rights of the Republic of Indonesia in accordance with the provisions of Laws and Regulations;
13. To prepare other reports required by the provisions of the law;
14. To maintain the Register of Shareholders, Special List, Minutes of the GMS, Minutes of the Meeting of the Board of Commissioners and Minutes of the Meeting of the Board of Directors, Annual Report and financial documents of the company as referred to in numbers 8 and 9 above, and other documents of the company;
15. To keep at the Company's place of residence: List of Shareholders, Special List, Minutes of the GMS, Minutes of the Meeting of the Board of Commissioners and Minutes of the Meeting of the Board of Directors, Annual Report and financial documents of the Company as well as other documents of the Company;
16. To provide explanations on all matters that are asked or requested by members of the Board of Commissioners, by paying attention to Laws and Regulations, especially regulations in the field of Capital Market;
17. To plan, prepare, determine, decide, manage and control the Company's management policies based on the policies set from time to time by the Company's Parent Company and applicable laws and regulations;

BOARD OF DIRECTORS

18. To carry out other obligations in accordance with the provisions stipulated in this Articles of Association and stipulated by the GMS based on Laws and Regulations.

- In carrying out its duties, the Board of Directors is obliged to devote its energy, thoughts, attention and devotion fully to the duties, obligations and achievement of the Company's objectives.
- In carrying out their duties, members of the Board of Directors must comply with the Company's Articles of Association and Laws and Regulations and are obliged to implement the principles of professionalism, efficiency, transparency, independence, accountability, accountability and fairness.
- Every member of the Board of Directors is obliged in good faith and full of responsibility and prudence in carrying out duties for the interests and business of the Company by heeding the applicable laws.
- In carrying out its duties and responsibilities for management as referred to in paragraph (1) Article 19 of the Company's Articles of Association, the Board of Directors is obliged to hold the Annual GMS and Extraordinary GMS as stipulated in the laws and regulations and the Articles of Association.
- To support the effectiveness of the implementation of duties and responsibilities as referred to in paragraph (1) of Article 19 of the Company's Articles of Association, the Board of Directors may form a committee. Furthermore, the Board of Directors is required to evaluate the performance of the committee at the end of each financial year.
- To support the effectiveness of the implementation of duties and responsibilities as referred to in paragraph (1) of Article 19 of the Company's Articles of Association, the Board of Directors may form a committee.
- In the event of the formation of a committee as intended in paragraph (7) of Article 19 of the Company's Articles of Association, the Board of Directors is obliged to evaluate the performance of the committee at the end of each financial year.

Board of Directors and Board of Commissioners are jointly obliged to compile:

a. Guidelines that are binding on each member of the Board of Directors and the Board of Commissioners, in accordance with the provisions of the applicable laws and regulations.
b. The Code of Ethics applicable to all Board of Directors applies to all members of the Board of Directors and members of the Board of Commissioners, employees/employees, and supporters of organs owned by the Company, in accordance with the provisions of applicable laws and regulations
    - Each member of the Board of Directors is fully and jointly responsible for the Company's losses caused by the mistakes or negligence of members of the Board of Directors in carrying out their duties.
    - The Board of Directors represents the Company legally and directly both in and out of court on all matters and in all events, binds the Company with other parties and other parties with the Company and carries out all actions, both regarding management and ownership, with restrictions as specified in paragraph (13) of Article 19 of the Company's Articles of Association.

The Board of Directors must first obtain written approval from the Board of Commissioners, taking into account the applicable laws and regulations and the Company's Articles of Association, to:

a. Relinquish/transfer and/or collateral the Company's assets with criteria and values exceeding a certain amount determined by the Board of Commissioners, except for the Company's assets in the context of carrying out business activities, which include assets in the form of financing, securities, collateral taken over, movable goods, and other assets obtained in the context of the Company's business activities, taking into account the provisions in the field of Capital Market and the Sharia Banking sector;
b. Establish and change the Company's logo;
c. Conduct capital participation, release capital participation, including changes in the capital structure with a certain value set by the Board of Commissioners in other companies, subsidiaries and joint ventures that are not in the context of saving receivables by taking into

account the provisions in the field of Capital Market, Sharia Banking and other related laws and regulations;

d. Carry out mergers, mergers, acquisitions, separations, and dissolution of subsidiaries and joint ventures with certain values determined by the Board of Commissioners by taking into account the provisions in the field of Capital Market, Sharia Banking and other related laws and regulations;
e. Act to divert include selling, waiving the right to collect and/or not charging again for:
   1) Bad principal receivables/liabilities that have been deleted from the books in order to settle financing, either partially or fully;
   2) The difference between the value of the outstanding principal receivables/liabilities that have been written off the book with the transfer value including sales or with the value of the release of rights;
   Carried out based on the policy of the Board of Directors that has been approved by the Board of Commissioners and in the number of bill-cancelling ceiling (limit) that has been set by the GMS which will remain valid until a new ceiling (limit) is determined by the GMS;
f. Enter into cooperation with business entities or other parties in the form of operational cooperation, management contracts, licensing cooperation, Build, Operate and Transfer/BOT), Build, Operate and Owned / BOOs and other agreements that have a material financial impact on the Company that are valid for a period of more than 1 (one) year or 1 (one) business cycle of the same nature the period of time or its value exceeds that determined by the Board of Commissioners;
g. Appoint and dismissing the Head of the Internal Audit Unit;
h. Propose a representative of the Company to be a candidate for the Board of Directors and the Board of Commissioners in the subsidiary;
i. Establish a subsidiary and/or joint venture with a certain value set by the Board of Commissioners by taking into account the applicable provisions;
j. Issue bonds or other debt securities that exceed certain value restrictions set by the Board of Commissioners.

- The actions of the Board of Directors as intended in paragraph (13) letter f of Article 19 of the Company's Articles of Association as long as necessary in the context of carrying out the main business activities that are commonly carried out in the relevant business field while still paying attention to the provisions of laws and regulations, do not require the approval of the Board of Commissioners and/or the GMS.
- The Board of Directors is required to seek approval from the GMS to:
  a. Transfer the Company's assets; or
  b. Ensure the Company's debt;

Which is more than 50% (fifty percent) of the Company's total net worth in 1 (one) transaction or more, whether related to each other or not, except as the implementation of the Company's business activities, in accordance with Article 3 (Purpose and Objectives and Business Activities)

- Transactions as referred to in paragraph (16) letter a of Article 19 of the Company's Articles of Association are transactions of transfer of the Company's net assets that occur within a period of 1 (one) financial year, taking into account the Limited Liability Company Law.
- The following acts can only be done by the Board of Directors after receiving a written response from the Board of Commissioners and approval from the GMS to:
  a. Take a part, either partially or wholly or participating in another company or other bodies or establishing a new company with a value of more than 50% (fifty percent) of the Company's net worth;
  b. Bind the Company as a guarantor (borg or guarantor) that has financial consequences;
  c. Change the name of the Company;
  d. Actions that have not been determined in the Company's work plan;
  e. Conducti *a right issue*, and/or *delisting* of the Company's shares;
  f. Carry *out a buyback* of the Company's shares, unless otherwise provided by laws and regulations;
  g. Conduct other transactions to comply with applicable laws and regulations in the capital market.

- If within 30 (thirty) days from the receipt of the application or explanation and complete documents from the Board of Directors, the Board of Commissioners does not provide a written response, then the GMS may give a decision without a written response from the Board of Commissioners.

BOARD OF DIRECTORS

- Management policies are determined in the Board of Directors Meeting. In order to implement the Company's management policy, each member of the Board of Directors has the right and authority to act for and on behalf of the Board of Directors and represent the Company in accordance with the Company's management policies and authorities determined based on the decision of the Board of Directors.
- If otherwise stipulated in the Company's management policy as referred to in paragraph (21) of Article 19 of the Company's Articles of Association, the President Director has the right and authority to act for and on behalf of the Board of Directors and represent the Company both in and out of Court.
- In the event that the President Director is absent or obstructed for any reason, which does not need to be proven to a third party, then one of the other members of the Board of Directors has the right and authority to act for and on behalf of the Board of Directors and represent the Company.
- Without prejudice to its own responsibility, the Board of Directors reserves the right to appoint one or more of its proxies to perform certain actions and for this purpose the Board of Directors must issue a written power of attorney stating the powers granted to such proxies.
- The division of duties and authorities of each member of the Board of Directors is determined by the GMS, in the event that the GMS does not determine, then the division of duties and authorities of each member of the Board of Directors is determined based on the decision of the Board of Directors' Meeting.
- The provisions regarding the Duties and Authorities of the Board of Directors that have not been regulated in the Articles of Association refer to the provisions of Regulations in the field of Capital Market, Islamic banking and other applicable laws and regulations, including in the field of State-Owned Enterprises (as relevant).

Authority to Represent

1. The Board of Directors is authorized to represent the Bank in and outside the court in all matters and events, to bind the Bank with other parties and other parties with the Bank.
2. The President Director is authorized and empowered to act for and on behalf of the Board of Directors in representing the Bank.
3. In the event that the President Director is absent or unavailable for any reason, without the need to be proven to third parties, the Vice President Director is authorized to act for and on behalf of the Board of Directors in representing the Bank. If the Vice President Director is also absent or unavailable for any reason, without the need to be proven to third parties, the Vice President Director shall appoint in writing a member of the Board of Directors authorized to represent the Bank.
4. If the GMS does not appoint a Vice President Director, then in the event that the President Director is absent for any reason, without the need to be proven to third parties, the President Director shall appoint in writing a member of the Directors authorized to act for and on behalf of the Directors in representing the Bank. In the event that the President Director does not make such appointment, member of the Directors with the longest tenure shall be authorized to act for and on behalf of the Directors in representing the Bank.
5. For the purpose of ensuring efficient execution of day-to-day duties, the Board of Directors may grant authority to each Director individually, in accordance with their respective duties, to acts for and on behalf of the Board of Directors in representing the Bank, as stipulated in a separate document.
6. For certain actions, the Board of Directors is entitled to appoint one or more persons as its proxies by granting them authority for such specific actions, as regulated in a power of attorney.

Authority to Make Decisions

The authority of the Board of Directors to make decisions may be specifically delegated to other members of the Board of Directors, in compliance with the Articles of Association, individual Job Descriptions, and the regulations on Alternate Directors.

BOARD OF DIRECTORS

Board of Directors Division of Duties

1. The Bank is managed and led by the Board of Directors appointed by the GMS, as stipulated in the Bank's Articles of Association, and operates under the supervision of the Board of Commissioners.
2. The allocation of duties and authorities of the members of the Board of Directors is determined by the GMS. In the event that the GMS does not stipulate such allocation, the duties and authorities are determined through a separate Board of Directors' Decree. The details of functions, responsibilities, and authorities of each member of the Board of Directors are set out in individual job descriptions.
3. In the event that a member of the Board of Directors is unable to perform their duties, the Board of Directors shall appoint another member to act as a substitute, carrying out the same duties, responsibilities, and authorities as the replaced Director, in line with the provisions on alternate Directors as stipulated in a separate Board of Directors' Decree.

The allocation of duties of the Board of Directors is as follows.

Board of Directors Division of Duties

Name	Position	Assigned Duties
Anggoro Eko Cahyo	President Director	Supervising Vice President, all Board of Directors, Corporate Secretary & Communication, Marketing Communicationdan and Internal Audit (Wholesale & Corporate Center Audit, Retail, Distribution & Digital Banking Audit, IT Audit).
Bob Tyasika Ananta	Vice President Director	Supervising all Board of Directors, SEVP Operations, Environmental Social & Governance Group, Financing Operations Group, Financing Center Group, Cash & Trade Operation Group, Business Continuity Management Group, Customer Care Group and SORH Operations.
Anton Sukarna	Director of Sales & Distribution	Supervising SEVP Funding & Transaction , (Retail Deposit Solution, Transaction Banking Retail, Wealth Management) Distribution Strategy, Alternative Channel & Government Project, Bullion Business, Regional Office and SORH Distribution & Retail.
Ade Cahyo Nugroho	Director of Finance & Strategy	Supervising SEVP Strategic Planning & Performance Management, Corporate Finance & Accounting, Procurement & Fixed Asset, Corporate Transformation Office, Corporate Development and Investor Relation.
Zaidan Novari	Director of Wholesale Transaction Banking	Supervising all Groups in charge of Wholesale Transaction Banking, namely Corporate Business 1, 2 and 3 as well as Commercial Business 1 and 2, Corporate Finance & Solution, EBO and SORH Wholesale.
Grandhis Helmi Harumansyah	Director of Risk Management	Supervising SEVP Wholesale Risk (Corporate Risk, Commercial Risk, Wholesale Collection, Restructuring & Recovery, ERO), SEVP Retail & Consumer Risk (SME & Micro Risk, Consumer Risk, Retail Collection, Restructuring & Recovery, ERO), IT & Fraud Risk, Enterprise Risk Management and Policy & Procedure.
Kemas Erwan Husainy	Director of Retail Banking	Supervising SEVP Consumer Product Solution (Consumer Business 1 dan 2, Card Business, Gold & Pawning Business) and all Groups in charge of Retail Banking, namely Institutional Banking, SME Business, Micro Business, Islamic Ecosystem Solution, and EBO.
Muharto Hadi Suprapto	Director of Information Technology	Supervising SEVP IT Development & Operations (Digital Banking & E-Channel Operations, IT & Digital Development, IT Application Support, IT Operations), SEVPDigital Banking (Digital Banking Retail, Digital Banking Wholesale, Data & AI Strategy), IT Strategic Planning, CISO Office and SORH IT.

BOARD OF DIRECTORS

Name	Position	Assigned Duties
Firman Nugraha	Director of Treasury & International Banking	Supervising all Groups in charge of Treasury & International Banking, namely Treasury & Global Market, International & Financial Institution, Office of Chief Economist Transaction Banking Wholesale, EBO and Overseas Branch.
Arief Adhi Sanjaya	Director of Compliance & Human Capital	Supervising Human Capital Strategy & Policy, Human Capital Services, BSI Corporate University, Human Capital Business Partner 1 & 2, Compliance, AML-CTF, Legal, Data Protection and SORH Corporate Center.

Board of Director's Term of Office

1. Directors are appointed by the GMS for a period starting from the closing of the GMS that appoints them or as otherwise determined by the GMS, and ending at the closing of the third Annual GMS after their appointment. However, this does not diminish the right of the GMS to terminate a Director before the end of their term by stating the reasons. Such termination takes effect from the closing of the GMS, unless otherwise determined by the GMS.
2. The appointment of Directors will be effective after obtaining approval from the OJK or upon fulfillment of the requirements stipulated in the OJK approval letter related to the Fit and Proper Test, and other relevant authorities (if any), and has been approved by the Shareholders through the GMS.
3. Directors whose terms have expired may be reappointed for a maximum of 2 (two) consecutive terms, or a maximum of 6 (six) years since their appointment, subject to applicable regulations.
4. BSI applies provisions on the tenure of members of the Board of Directors in accordance with the Articles of Association. In situations where a Director's term has ended and a successor has not yet been appointed through the GMS, the incumbent Director continues to carry out the same duties, authorities, and responsibilities until the appointment of a replacement is formally resolved by the GMS.

MECHANISM OF RESIGNATION AND DISMISSAL OF DIRECTORS

Resignation of the Board of Directors

a. A member of the Board of Directors may resign from his position before the end of his term of office, by being obliged to submit a written request for resignation regarding his intention to the Company, no later than 90 (ninety) calendar days before the effective date of his desired resignation.
b. The Company is obliged to hold a GMS to decide on the application for the resignation of the relevant Board of Directors members within a period of no later than 90 (ninety) calendar days after the receipt of the resignation letter, while still paying attention to other related provisions in the field of capital market and Islamic banking.
c. In the event that the members of the Board of Directors resign resulting in the number of members of the Board of Directors being less than 3 (three) people, then the resignation is valid if it has been determined by the GMS and a new member of the Board of Directors has been appointed.
d. The Company is obliged to disclose information to the public and submit to the OJK no later than 2 (two) working days after the receipt of the application for resignation of the Board of Directors as intended in letter a of this paragraph and no later than 2 (two) working days after the results of the GMS as intended in letter b above
e. Before the resignation becomes effective, the members of the Board of Directors concerned are still obliged to complete their duties and responsibilities in accordance with this Articles of Association and applicable laws and regulations.
f. A member of the Board of Directors who resigns as mentioned above can still be held accountable as a member of the Board of Directors from the appointment of the person concerned until the date of approval of his resignation in the GMS.
g. The exemption from responsibility of members of the Board of Directors who resign is granted after the Annual GMS releases them.

Dismissal of the Board of Directors

Any proposal for the appointment, dismissal, and/or replacement of members of the Board of Directors by the Board of Commissioners to the GMS must take into account the recommendations of the Nomination and Remuneration Committee.

The resolution of the GMS regarding the appointment and dismissal of members of the Board of Directors also determines when the appointment and dismissal will take effect.

In the event that the GMS does not determine, the appointment and dismissal of the members of the Board of Directors will take effect from the close of the GMS.

a. The GMS may dismiss the members of the Board of Directors at any time by stating the reason.
b. The reason for the dismissal of a member of the Board of Directors as referred to in letter a is if based on the facts, the members of the Board of Directors concerned:
   1) is not/is unable to fulfill its obligations that have been agreed in the management contract;
   2) not being able to perform his duties properly;
   3) violates the provisions of the Articles of Association and/or applicable laws and regulations;
   4) commit acts that violate ethics and/or propriety that should be respected as a member of the Board of Directors;
   5) engaging in actions that are detrimental to the Company and/or the state;
   6) found guilty by a court decision that has permanent legal force;
   7) other reasons that are considered appropriate by the GMS for the benefit and purpose of the Company.
c. The decision to dismiss as referred to in letter b numbers 1, 2, 3, 4, 5 and/or number 7 above is taken after the members of the Board of Directors concerned are given the opportunity to defend themselves in the GMS, except for letter b number 6 above. If the dismissed member of the Board of Directors is not present at the GMS after being summoned in writing, then the dismissed member of the Board of Directors is deemed not to have exercised his or her right to defend himself or herself in the GMS and has accepted the decision of the GMS.
d. In the event that the decision to dismiss a member of the Board of Directors is made in the GMS, the self-defense as referred to in letter c above is carried out in the GMS.
e. Dismissal for reasons as referred to in letters b numbers 5 and 6 above is dishonorable dismissal.
f. The dismissal of the members of the Board of Directors is effective from:
   1) The closure of the GMS; or
   2) Other dates set in the resolution of the GMS.
g. Between the members of the Board of Directors and between the members of the Board of Directors and the members of the Board of Commissioners are prohibited from having family relations up to the third degree, either according to a straight line or a sideways line, including relationships arising from marriage (including sons-in-law or brother-in-law).

Temporary Dismissal of the Board of Directors

Members of the Board of Directors may be temporarily dismissed at any time by the Board of Commissioners stating the reasons if they act contrary to this Articles of Association or there are indications of committing acts that are detrimental to the Company or neglecting their obligations or there are urgent reasons for the Company, taking into account the following provisions:

a. The temporary dismissal must be notified in writing to the relevant members of the Board of Directors along with the reason that caused the action with a copy of the Board of Directors;
b. The notification as referred to in letter a above shall be submitted no later than 2 (two) working days after the determination of the temporary suspension;
c. Members of the Board of Directors who are temporarily dismissed are not authorized to carry out the management of the Company for the benefit of the Company in accordance with the Company's purposes and objectives and represent the Company both in and out of court;

BOARD OF DIRECTORS

d. Within a period of no later than 90 (ninety) calendar days after the temporary dismissal in question, the Board of Commissioners shall hold a GMS to revoke or strengthen the decision of temporary dismissal;
e. With the expiration of the period of holding the GMS as referred to in letter d above or the GMS cannot make a decision, then the temporary dismissal becomes null and void;
f. The limitation of authority in letter c above applies from the decision of temporary dismissal by the Board of Commissioners to the following:
   1) There is a resolution of the GMS that strengthens or cancels the temporary dismissal in letter d above; or
   2) The past period in the letter d above.
h. In the GMS as referred to in letter d above, the members of the Board of Directors concerned are given the opportunity to defend themselves;
i. Temporary suspension cannot be extended or re-established for the same reason, if the temporary suspension is declared null and void as referred to in letter e above;
j. If the GMS cancels the temporary dismissal or the circumstances as referred to in letter e above, the members of the Board of Directors concerned are obliged to carry out their duties as they should;
g. In the event that the GMS strengthens the decision to temporarily dismiss, the members of the Board of Directors concerned shall be dismissed indefinitely.
k. If the members of the Board of Directors who are temporarily dismissed are not present at the GMS after being summoned in writing, then the members of the Board of Directors who are temporarily dismissed are considered not to have exercised their right to defend themselves in the GMS and have accepted the decision of the GMS.
l. The Company is obliged to disclose information to the public and convey to the Financial Services Authority about:
   1) Temporary dismissal decision, and
   2) The results of the GMS as referred to in letter d above or information regarding the cancellation of the temporary dismissal by the Board of Commissioners due to the non-holding of the GMS until the expiration of the period as referred to in letter e above no later than 2 (two) working days after the occurrence of the event.

Alternate Directors Appointment

As implemented by BSI in reference to SEOJK 14/2025, the Bank applies a structured mechanism for the appointment and management of Alternate Directors to ensure continuity of leadership and effective governance. Alternate Directors are designated for each Director's scope of responsibility, taking into account potential conflicts of interest and the three lines of defence framework to maintain sound risk management and internal control. Appointments are fulfilled from internal candidates, including serving Directors, and are carried out for a limited period in accordance with regulatory provisions, with extensions subject to approval from the OJK.

In cases of early dismissal, replacement, or temporary suspension of members of the Board of Directors, BSI prioritises the best interests and continuity of the Bank. The process is conducted in an orderly manner under the oversight of the Board of Commissioners and, where required, with prior approval from OJK, particularly for the President Director and Directors overseeing the compliance function. All decisions are supported by proper assessment, documentation, and regulatory review to ensure alignment with prudential principles, governance standards, and applicable laws and regulations.

President Director Independence

In reference to SEOJK 14/2025, BSI stipulates that the President Director is appointed from an independent party with no financial, management, ownership, or family relationships with the Bank's controlling shareholders, including ultimate shareholders as determined by the OJK. This independence is applied to ensure objective leadership, sound decision-making, and the protection of the Bank's interests in accordance with prudent governance principles.

BOARD OF DIRECTORS

To support the assessment of independence, BSI requires the President Director to submit a Statement of Independence as part of the Fit and Proper Test process in accordance with OJK regulations. Where necessary, additional supporting documents may be provided to OJK to substantiate the independence assessment, ensuring compliance with regulatory requirements and reinforcing the integrity of the Bank's governance framework.



SURAT PERNYATAAN INDEPENDENSI
PT BANK SYARIAH INDONESIA TBK

Saya yang bertanda tangan di bawah ini:
Nama : Anggoro Eko Cahyo
Tempat/tanggal lahir
Alamat (Sesuai KTP)

Nomor telepon rumah
Jabatan
Nama perusahaan

Nomor telepon perusahaan

Dengan ini menyatakan bahwa saya:
1. Tidak memiliki hubungan keuangan, hubungan kepengurusan, hubungan kepemilikan, dan/atau hubungan keluarga dengan anggota Direksi, anggota Dewan Komisaris, dan/atau pemegang saham pengendali atau hubungan dengan Bank, yang dapat mempengaruhi kemampuan saya untuk bertindak independen sebagaimana diatur dalam Peraturan Otoritas Jasa Keuangan mengenai penerapan tata kelola bagi bank umum.
2. Tidak memiliki rangkap jabatan sesuai dengan Pasal 15 Peraturan Otoritas Jasa Keuangan mengenai penerapan tata kelola bagi bank umum.
3. Selama 1 (satu) tahun terakhir tidak memiliki hubungan dengan Bank yang dapat mempengaruhi kemampuan saya untuk bertindak independen.
4. Apabila kemudian hari ditemukan bahwa saya memiliki hubungan sebagaimana dimaksud pada angka 1 dan rangkap jabatan sebagaimana dimaksud pada angka 2 maka saya bersedia melepaskan jabatan Direktur Utama saya dan bersedia untuk diganti.

Demikian pernyataan independensi saya, yang telah saya buat dengan sebenar-benarnya.

Jakarta, 28 Mei 2025

Mengetahui:

Felicitas Tallulembang
Komisaris Independen –
PT Bank Syariah Indonesia Tbk

Anggoro Eko Cahyo

Board of Directors Concurrent Position Policy

Members of the Board of Directors are prohibited from holding other positions as stated below:

1. As a member of the board of directors, member of the board of commissioners, member of the sharia supervisory board, or executive officer at a bank, company, and/or other institution;
2. In the field of functional duties at a bank financial institution and/or non-bank financial institution domiciled in or outside the country;
3. In other positions that may give rise to a conflict of interest in carrying out duties as a member of the Board of Directors; and/or
4. In other positions in accordance with the provisions of laws and regulations

Each member of the Board of Directors must not violate the provisions on concurrent positions. All Directors do not hold concurrent positions either in other companies or other institutions.

The following positions held by members of the Board of Directors are not categorized as multiple directorships, provided that they do not interfere with the performance of duties and responsibilities as Directors:

1. Responsibility for overseeing the Bank's equity participation in subsidiaries;
2. Serving in a functional capacity as a member of the Board of Commissioners of non-bank subsidiaries controlled by the Bank;
3. Responsibility for supervising pension funds or serving as a member of the supervisory board of pension funds owned by the Bank;
4. Performing duties as an Alternate Director; and/or
5. Holding positions in non-profit organizations or institutions, provided that such positions do not result in the neglect of duties and responsibilities as a member of the Board of Directors.

Management of Conflicts of Interest – Board of Directors

As implemented by BSI, members of the Board of Directors are required to avoid and properly manage any conflicts of interest that may arise in the performance of their duties. BSI has established and implemented an internal conflict of interest policy to identify, mitigate, manage, document, and disclose potential or actual conflicts of interest in decision-making processes, in line with Good Corporate Governance principles and applicable regulations.

In the event that a conflict of interest arises between the Bank's interests and the personal interests of a member of the Board of Directors, the Bank is represented by another Director who does not have a conflict of interest. Where the interests of the Bank conflict with the interests of all members of the Board of Directors, the Bank is represented by the Board of Commissioners or a party appointed by the Board of Commissioners. If no member of the Board of Commissioners is available, the General Meeting of Shareholders appoints one or more parties to represent the Bank. All conflicts of interest and related transactions are disclosed and documented in meeting minutes

BOARD OF DIRECTORS

and governance reports in accordance with regulatory requirements, including transparency on related-party transactions.

AFFILIATED RELATIONS OF THE BOARD OF DIRECTORS

BSI applies transparency and independence in managing affiliated relations among members of the Board of Directors, the Board of Commissioners, and the Sharia Supervisory Board (SSB), both with other members of the governing bodies and with the Bank's Controlling Shareholders. This arrangement forms part of the Bank's implementation of Good Corporate Governance and compliance with regulatory requirements.

Affiliated relations encompass financial and/or family relationships that may give rise to conflicts of interest and affect the objectivity of decision-making. Such relations may include:

- Family relationships by marriage or lineage up to the second degree, both horizontally and vertically.
- Financial relationships reflecting direct or indirect economic interests.
- Management or supervisory relationships with the Bank's Controlling Shareholders.
- Share ownership relationships of members of the Board of Directors, the Board of Commissioners, and/or the SSB in the Bank's Controlling Shareholders as legal entities.

During the reporting period, members of the Board of Directors had no affiliated relations with other members of the Board of Directors, the Board of Commissioners, the Sharia Supervisory Board, and/or the Bank's Controlling Shareholders. Accordingly, the Board of Directors was able to perform its duties and responsibilities independently and professionally.

Details of the affiliated relations of the Board of Directors are presented in the table below.

Affiliations of the Board of Directors

Name	Position	Financial, Family, and Management Relations of the BOD																	
		Financial Relations With								Family Relations With								Management Relations	
		BOC		BOD		Sharia Supervisory Board		Controlling Shareholders		BOC		BOD		Sharia Supervisory Board		Controlling Shareholders		BOC	
		Yes	No	Yes	No	Yes	No	Yes	No	Yes	No	Yes	No	Yes	No	Yes	No	Yes	No
Anggoro Eko Cahyo	President Director		√		√		√		√		√		√		√		√		√
Bob Tyasika Ananta	Vice President Director		√		√		√		√		√		√		√		√		√
Anton Sukarna	Sales & Distribution Director		√		√		√		√		√		√		√		√		√
Ade Cahyo Nugroho	Finance & Strategy Director		√		√		√		√		√		√		√		√		√
Zaidan Novari	Wholesale Transaction Banking Director		√		√		√		√		√		√		√		√		√
Grandhis Helmi Harumansyah	Risk Management Director		√		√		√		√		√		√		√		√		√
Kemas Erwan Husainy	Retail Banking Director		√		√		√		√		√		√		√		√		√
Muharto Hadi Suprapto	Technology Information Director		√		√		√		√		√		√		√		√		√

Name	Position	Financial, Family, and Management Relations of the BOD																	
		Financial Relations With								Family Relations With								Management Relations	
		BOC		BOD		Sharia Supervisory Board		Controlling Shareholders		BOC		BOD		Sharia Supervisory Board		Controlling Shareholders		BOC	
		Yes	No	Yes	No	Yes	No	Yes	No	Yes	No	Yes	No	Yes	No	Yes	No	Yes	No
Firman Nugraha	Treasury & International Banking Director		√		√		√		√		√		√		√		√		√
Arief Adhi Sanjaya	Compliance & Human Capital Director		√		√		√		√		√		√		√		√		√

Board of Directors Meeting

Meeting Policy

The Board of Directors has a meeting policy that has been regulated in the Board of Directors' Rules of Procedure. The Board of Directors' meeting policy is as follows:

1. The Board of Directors' Meeting may be held at any time if:
   a. It is deemed necessary by one or more members of the Board of Directors; or
   b. Upon written request from one or more members of the Board of Commissioners.
2. The Board of Directors is required to convene meetings on a regular basis at least once every month, joint meetings between the Board of Directors and the Board of Commissioners at least once every 4 (four) months, and joint meetings between the Board of Directors and the Sharia Supervisory Board (SSB) at least once every 4 (four) months, in accordance with the provisions applicable to Sharia Commercial Banks and Commercial Banks with Sharia Business Units.
3. The Board of Directors' Meeting as referred to in point (2) of this Article may be held, is valid, and has the right to make binding resolutions if attended by more than 1/2 (one half) of the total members of the Board of Directors present or represented at the meeting.
4. The presence of members of the Board of Directors at meetings must be disclosed in the Company's annual report.
5. The Board of Directors must schedule a meeting for the following year before the end of the fiscal year.
6. At scheduled meetings, meeting materials are submitted to participants no later than 5 (five) calendar days before the meeting is held.
7. In case a meeting is held outside the scheduled time, the meeting materials will be submitted to the meeting participants no later than before the meeting is held.
8. The invitations for the Board of Directors' Meeting shall be made by a member of the Board of Directors, who is entitled to represent the Board of Directors. The summons for the Board of Directors' Meeting must be delivered by any means in written form to each member of the Board of Directors no later than 5 (five) calendar days before the Meeting is held, excluding the date of the Summons and the date of the Meeting, or within a shorter time if in urgent circumstances. If all members of the Board of Directors are present or represented, the prior Summons is not required and the Board of Directors' Meeting shall be entitled to make valid and binding resolutions.
9. The invitations must include the agenda, date, time, and venue of the meeting.
10. Board of Directors meetings are held at the Company's domicile or at the place of business activities, at the domicile of the Stock Exchange, at the place where the Company's shares are listed, or at another place within the territory of the Republic of Indonesia.
11. The Board of Directors Meeting is chaired by the President Director. In case the President Director is absent or prevented from attending the Board of Directors Meeting for any reason, which does not need to be proven to a third party, one of the members of the Board of Directors, who is present and selected at the Board of Directors Meeting, may chair the Board of Directors' Meeting.
12. A member of the Board of Directors may be represented at a Board of Directors' Meeting only by another member of the Board of Directors based on a power of attorney.

BOARD OF DIRECTORS

13. Each member of the Board of Directors present is entitled to cast 1 (one) vote and an additional 1 (one) vote for each other member of the Board of Directors represented by him/her based on a power of attorney.
14. Each member of the Board of Directors who personally in any way, either directly or indirectly, has an interest in a transaction, contract or proposed contract, in which the Company is one of the parties, must state the interest in the Board of Directors' Meeting and is not entitled to participate in voting on matters relating to the transaction or contract, unless the Board of Directors' Meeting determines otherwise.
15. Decision-making at the Board of Directors Meeting is based on deliberation and consensus.
16. In case any decision is not reached by deliberation and consensus, the decision is made based on the majority vote, such as the approval of more than 1/2 (one half) of the members of the Board of Directors present.
17. Dissenting opinions that occur in decisions of the Board of Directors' Meeting must be clearly stated in the minutes of the Board of Directors' Meeting along with the reasons for the dissenting opinions.
18. The results of the meeting are stated in the minutes of the meeting, signed by all members of the Board of Directors present, and submitted to all members of the Board of Directors.
19. The results of the meeting are stated in the minutes of the meeting, signed by the members of the Board of Directors and members of the Board of Commissioners present, and submitted to all members of the Board of Directors and members of the Board of Commissioners.
20. In the event that a member of the Board of Directors and/or the Board of Commissioners does not sign the meeting minutes, the relevant member is required to provide a written explanation stating the reasons, in a separate letter to be attached to the minutes of the meeting.
21. Minutes of the Board of Directors' Meeting must be documented by the Company.
22. Minutes of the Board of Directors' Meeting are valid evidence of the Decisions taken in the relevant Board of Directors' Meeting, both for the members of the Board of Directors and for third parties. Blank votes (abstain) are deemed to approve the proposal submitted in the meeting.
23. Invalid votes are deemed to not exist and are not counted in determining the number of votes cast in the meeting.
24. The Board of Directors may also make valid and binding decisions without holding a Board of Directors' Meeting, provided that all members of the Board of Directors have been notified in writing of the said proposals and members.
25. The Board of Directors grants approval for proposals submitted in writing and signs such approval accordingly.
26. Resolutions taken in this manner have the same legal standing as resolutions taken legally in a Board of Directors' Meeting.

Meetings of the Board of Directors may also be conducted through teleconference, video conference, or other electronic communication media that allow all participants to see and/or hear each other directly and participate in the meeting. The minutes of meetings conducted through teleconference or similar communication facilities shall be prepared in writing and circulated to all participating members of the Board of Directors for signature. Decisions taken through such means shall have the same legal force and effect as decisions validly adopted at meetings of the Board of Directors. Provisions regarding meetings of the Board of Directors that are not stipulated in the Articles of Association shall refer to OJK regulations and other applicable laws and regulations.

Board of Directors Decisions

Decisions of the Board of Directors are made in accordance with established guidelines and the Board of Directors Charter, which are binding on and remain the collective responsibility of all members of the Board of Directors. In the event of differing opinions, any dissenting views are clearly recorded in the minutes of the Board of Directors' meeting along with the underlying reasons. Copies of the signed meeting minutes are subsequently distributed to all members of the Board of Directors, either in hard copy or electronic form.

Board of Directors' Meeting Plan

The Board of Directors' Meeting plan in 2025 was as follows:

Month	Agenda
January	• Performance Report Update December 2024 • Business Strategy
February	• Performance Report Update January 2025 • Business Strategy
March	• Performance Report Update February 2025 • Business Strategy
April	• Performance Report Update March 2025 • Business Strategy
May	• Performance Report Update April 2025 • Business Strategy
June	• Performance Report Update May 2025 • Business Strategy
July	• Performance Report Update July 2025 • Business Strategy
August	• Performance Report Update August 2025 • Business Strategy
September	• Performance Report Update September 2025 • Business Strategy
October	• Performance Report Update October 2025 • Business Strategy
November	• Performance Report Update November 2025 • Business Strategy
December	• Performance Report Update December 2025 • Business Strategy

BOARD OF DIRECTORS

Agenda, Date, and Participants of The Board of Directors' Meeting

During 2025, agenda, date, and participant of the Board of Directors' Meeting were as follows.

Board of Directors' Meetings

No.	Date	Meeting Agenda	Meeting Participants	Reason for Absence
1.	Januari 7, 2025	1. Performance Report as of December 31, 2024 2. Strategic Initiative to Improve Escrow Account Governance 3. Bullion Bank Update	Hery Gunardi	Present
			Bob Tyasika Ananta	Present
			Tribuana Tunggadewi	Present
			Anton Sukarna	Present
			Ade Cahyo Nugroho	Present
			Zaidan Novari	Present
			Saladin Dharmanugraha Effendi	Present
			Grandhis Helmi Harumansyah	Present
			Harry Gusti Utama	Present
			Ari Rizaldi	Present
2.	January 14, 2025	1. Update on iBSI Core Banking DRP Plan and 2025 DRP Schedule 2. Proposal for Additional ATMs/ CRMs in 2025 3. Update on Hasanah Card Migration 4. Update on Finalization of Financial Report Dec 31 Audit	Hery Gunardi	Present
			Bob Tyasika Ananta	Present
			Tribuana Tunggadewi	Present
			Anton Sukarna	Present
			Ade Cahyo Nugroho	Present
			Zaidan Novari	Present
			Saladin Dharmanugraha Effendi	Present
			Grandhis Helmi Harumansyah	Present
			Harry Gusti Utama	Present
			Ari Rizaldi	Present
3.	January 21, 2025	1. Update on DPK Customer Resegmentation	Hery Gunardi	Present
			Bob Tyasika Ananta	Present
			Tribuana Tunggadewi	Present
			Anton Sukarna	Present
			Ade Cahyo Nugroho	Present
			Zaidan Novari	Present
			Saladin Dharmanugraha Effendi	Present
			Grandhis Helmi Harumansyah	Present
			Harry Gusti Utama	Present
			Ari Rizaldi	Present

BOARD OF DIRECTORS

No.	Date	Meeting Agenda	Meeting Participants	Reason for Absence
4.	January 25, 2025	1. HC Agenda	Hery Gunardi	Present
			Bob Tyasika Ananta	Present
			Tribuana Tunggadewi	Present
			Anton Sukarna	Present
			Ade Cahyo Nugroho	Present
			Zaidan Novari	Present
			Saladin Dharmanugraha Effendi	Present
			Grandhis Helmi Harumansyah	Present
			Harry Gusti Utama	Present
			Ari Rizaldi	Present
5.	February 4, 2025	1. BSI Excellence Award (BEA) 2024 Proposal 2. BSI Bankwide Organizational Structure for 2025	Hery Gunardi	Present
			Bob Tyasika Ananta	Not Present
			Tribuana Tunggadewi	Present
			Anton Sukarna	Present
			Ade Cahyo Nugroho	Present
			Zaidan Novari	Present
			Saladin Dharmanugraha Effendi	Present
			Grandhis Helmi Harumansyah	Present
			Harry Gusti Utama	Not Present
			Ari Rizaldi	Present
6.	February 7, 2025	1. Update on iBSI Core Banking DRP Plan	Hery Gunardi	Present
			Bob Tyasika Ananta	Present
			Tribuana Tunggadewi	Present
			Anton Sukarna	Present
			Ade Cahyo Nugroho	Present
			Zaidan Novari	Present
			Saladin Dharmanugraha Effendi	Present
			Grandhis Helmi Harumansyah	Present
			Harry Gusti Utama	Present
			Ari Rizaldi	Present
7.	February 12, 2025	1. Update DRP Core Banking Ibsi 2. Performance Report January 2025	Hery Gunardi	Present
			Bob Tyasika Ananta	Present
			Tribuana Tunggadewi	Present
			Anton Sukarna	Present
			Ade Cahyo Nugroho	Present
			Zaidan Novari	Present
			Saladin Dharmanugraha Effendi	Present
			Grandhis Helmi Harumansyah	Present
			Harry Gusti Utama	Present
			Ari Rizaldi	Present

BOARD OF DIRECTORS

No.	Date	Meeting Agenda	Meeting Participants	Reason for Absence
8.	February 18, 2025	1. Projected Target Achievement for February 2025 2. Update on IT and Operational Readiness Ahead of the 2025 Eid Holiday 3. Regulation Update - State-Owned Enterprises Bill	Hery Gunardi	Present
			Bob Tyasika Ananta	Present
			Tribuana Tunggadewi	Present
			Anton Sukarna	Present
			Ade Cahyo Nugroho	Present
			Zaidan Novari	Present
			Saladin Dharmanugraha Effendi	Present
			Grandhis Helmi Harumansyah	Present
			Harry Gusti Utama	Present
			Ari Rizaldi	Present
9.	March 4, 2025	1. Latest Economic Update 2. BSI's Growth Strategy in Facing Macroeconomic Challenge 3. SME & Micro Business Strategy Update	Hery Gunardi	Present
			Bob Tyasika Ananta	Present
			Tribuana Tunggadewi	Present
			Anton Sukarna	Present
			Ade Cahyo Nugroho	Present
			Zaidan Novari	Present
			Saladin Dharmanugraha Effendi	Present
			Grandhis Helmi Harumansyah	Present
			Harry Gusti Utama	Present
			Ari Rizaldi	Present
10.	March 11, 2025	1. February 2025 Performance Report	Hery Gunardi	Present
			Bob Tyasika Ananta	Present
			Tribuana Tunggadewi	Present
			Anton Sukarna	Present
			Ade Cahyo Nugroho	Present
			Zaidan Novari	Present
			Saladin Dharmanugraha Effendi	Present
			Grandhis Helmi Harumansyah	Present
			Harry Gusti Utama	Not Present
			Ari Rizaldi	Present
11.	March 20, 2025	1. Release of PT Istaka Karya's Collection Rights	Hery Gunardi	Present
			Bob Tyasika Ananta	Present
			Tribuana Tunggadewi	Present
			Anton Sukarna	Present
			Ade Cahyo Nugroho	Present
			Zaidan Novari	Present
			Saladin Dharmanugraha Effendi	Present
			Grandhis Helmi Harumansyah	Present
			Harry Gusti Utama	Not Present
			Ari Rizaldi	Present

BOARD OF DIRECTORS

No.	Date	Meeting Agenda	Meeting Participants	Reason for Absence
12.	March 26, 2025	1. Update on Alternate Directors and SEVP 2. March 2025 Target Projections 3. Update on the 2025 Event Calendar 4. Update on Public Communications	Bob Tyasika Ananta	Present
			Tribuana Tunggadewi	Present
			Anton Sukarna	Present
			Ade Cahyo Nugroho	Present
			Zaidan Novari	Present
			Grandhis Helmi Harumansyah	Present
			Harry Gusti Utama	Present
13.	April 9, 2025	1. Economic Update Following Trump's Reciprocal Policy 2. Performance in March 2025	Bob Tyasika Ananta	Present
			Tribuana Tunggadewi	Present
			Anton Sukarna	Present
			Ade Cahyo Nugroho	Present
			Zaidan Novari	Present
			Grandhis Helmi Harumansyah	Present
			Harry Gusti Utama	Present
14.	April 15, 2025	1. Update on BSI's 2025 Annual General Meeting of Shareholders (AGM) 2. Update on IT & Digital Business 3. Update on Stress Test	Bob Tyasika Ananta	Present
			Tribuana Tunggadewi	Present
			Anton Sukarna	Present
			Ade Cahyo Nugroho	Present
			Zaidan Novari	Present
			Grandhis Helmi Harumansyah	Present
			Harry Gusti Utama	Present
15.	April 22, 2025	1. Preparation for the Issuance of Sustainability Sukuk 2. Bullion Bank Update	Bob Tyasika Ananta	Present
			Tribuana Tunggadewi	Present
			Anton Sukarna	Present
			Ade Cahyo Nugroho	Present
			Zaidan Novari	Present
			Grandhis Helmi Harumansyah	Present
			Harry Gusti Utama	Not Present
16.	May 6, 2025	1. Retail & Consumer Quality Analysis	Bob Tyasika Ananta	Present
			Tribuana Tunggadewi	Present
			Anton Sukarna	Present
			Ade Cahyo Nugroho	Present
			Zaidan Novari	Present
			Grandhis Helmi Harumansyah	Present
			Harry Gusti Utama	Present
17.	May 14, 2025	1. Addition of Agenda Items for the 2025 BSI Annual General Meeting of Shareholders (AGM) 2. April 2025 Performance Report	Bob Tyasika Ananta	Present
			Tribuana Tunggadewi	Present
			Anton Sukarna	Present
			Ade Cahyo Nugroho	Present
			Zaidan Novari	Present
			Grandhis Helmi Harumansyah	Present
			Harry Gusti Utama	Present

BOARD OF DIRECTORS

No.	Date	Meeting Agenda	Meeting Participants	Reason for Absence
18.	May 20, 2025	1. Update on the Results of the 2025 Annual GMS 2. Proposal for Alternate Directors, SEVP Committee under the Board of Directors, and Mapping of Category A Financing Decision Functions (Board of Directors & SEVP) 3. Update on BSI Performance Highlights	Anggoro Eko Cahyo*	Present
			Bob Tyasika Ananta	Present
			Anton Sukarna	Present
			Ade Cahyo Nugroho	Present
			Zaidan Novari	Present
			Grandhis Helmi Harumansyah	Present
			Kemas Erwan Husainy*	Present
			Arief Adhi Sanjaya*	Present
			Firman Nugraha*	Present
			Muharto Hadi Suprapto*	Present
19.	May 27, 2025	1. Proposed Changes to BSI's Business Plan (RBB) 2. Update on BSI International Expo	Anggoro Eko Cahyo*	Present
			Bob Tyasika Ananta	Not Present
			Anton Sukarna	Not Present
			Ade Cahyo Nugroho	Present
			Zaidan Novari	Present
			Grandhis Helmi Harumansyah	Not Present
			Kemas Erwan Husainy*	Present
			Arief Adhi Sanjaya*	Present
			Firman Nugraha*	Present
			Muharto Hadi Suprapto*	Present
20.	June 3, 2025	1. BSI Bankwide Organizational Structure for 2025	Anggoro Eko Cahyo*	Present
			Bob Tyasika Ananta	Present
			Anton Sukarna	Present
			Ade Cahyo Nugroho	Present
			Zaidan Novari	Present
			Grandhis Helmi Harumansyah	Not Present
			Kemas Erwan Husainy*	Present
			Arief Adhi Sanjaya*	Present
			Firman Nugraha*	Present
			Muharto Hadi Suprapto*	Present
21.	June 11, 2025	1. Performance Update May 2025 2. Proposal for Director of Supervision after the 2025 AGM	Anggoro Eko Cahyo*	Present
			Bob Tyasika Ananta	Present
			Anton Sukarna	Present
			Ade Cahyo Nugroho	Present
			Zaidan Novari	Present
			Grandhis Helmi Harumansyah	Not Present
			Kemas Erwan Husainy*	Not Present
			Arief Adhi Sanjaya*	Present
			Firman Nugraha*	Present
			Muharto Hadi Suprapto*	Present

BOARD OF DIRECTORS

No.	Date	Meeting Agenda	Meeting Participants	Reason for Absence
22.	June 17, 2025	1. Budget Coordinator Unit Efficiency Program 2. Employee Productivity PMO 3. Empowering Mosque Ecosystem PMO	Anggoro Eko Cahyo*	Present
			Bob Tyasika Ananta	Not Present
			Anton Sukarna	Present
			Ade Cahyo Nugroho	Present
			Zaidan Novari	Present
			Grandhis Helmi Harumansyah	Present
			Kemas Erwan Husainy*	Present
			Arief Adhi Sanjaya*	Present
			Firman Nugraha*	Present
			Muharto Hadi Suprapto*	Present
23.	June 25, 2025	1. Macroeconomic Update: Impact of the Iran Conflict 2. BSI International Expo Update 3. SEVP Alternate Director Update 4. Progress on Disaster Recovery Migration Upgrade & NEOM Project	Anggoro Eko Cahyo*	Present
			Bob Tyasika Ananta	Present
			Anton Sukarna	Present
			Ade Cahyo Nugroho	Present
			Zaidan Novari	Present
			Grandhis Helmi Harumansyah	Present
			Kemas Erwan Husainy*	Present
			Arief Adhi Sanjaya*	Present
			Firman Nugraha*	Present
			Muharto Hadi Suprapto*	Present
24.	30 June 2025	1. HC Agenda (Confidential)	Anggoro Eko Cahyo*	Present
			Bob Tyasika Ananta	Present
			Anton Sukarna	Present
			Ade Cahyo Nugroho	Present
			Zaidan Novari	Present
			Grandhis Helmi Harumansyah	Present
			Kemas Erwan Husainy*	Present
			Arief Adhi Sanjaya*	Present
			Firman Nugraha*	Present
			Muharto Hadi Suprapto*	Present
25.	July 4, 2025	1. Intensification of Hajj Savings and Bank Gold/Bullion Products 2. Wholesale-Retail Collaboration	Anggoro Eko Cahyo*	Present
			Bob Tyasika Ananta	Present
			Anton Sukarna	Present
			Ade Cahyo Nugroho	Present
			Zaidan Novari	Present
			Grandhis Helmi Harumansyah	Present
			Kemas Erwan Husainy*	Present
			Arief Adhi Sanjaya*	Present
			Firman Nugraha*	Present
			Muharto Hadi Suprapto*	Present

BOARD OF DIRECTORS

No.	Date	Meeting Agenda	Meeting Participants	Reason for Absence
26.	July 16, 2025	1. General Discussion (Land Asset Purchase Plan) 2. June 2025 Performance Report 3. Workforce Expansion Strategy Priority 4. PMO Boosting Employee Productivity	Anggoro Eko Cahyo*	Present
			Bob Tyasika Ananta	Present
			Anton Sukarna	Present
			Ade Cahyo Nugroho	Present
			Zaidan Novari	Present
			Grandhis Helmi Harumansyah	Present
			Kemas Erwan Husainy*	Present
			Arief Adhi Sanjaya*	Present
			Firman Nugraha*	Present
			Muharto Hadi Suprapto*	Present
27.	July 22, 2025	1. Mapping of the Division of Duties between the President Director and Vice President Director 2. Update on the Islamic Ecosystem Control Tower	Anggoro Eko Cahyo*	Present
			Bob Tyasika Ananta	Present
			Anton Sukarna	Present
			Ade Cahyo Nugroho	Present
			Zaidan Novari	Present
			Grandhis Helmi Harumansyah	Present
			Kemas Erwan Husainy*	Present
			Arief Adhi Sanjaya*	Present
			Firman Nugraha*	Present
			Muharto Hadi Suprapto*	Present
28.	July 29, 2025	1. General Discussion (Guidance) 2. Macroeconomic Update: Liquidity and Quality	Anggoro Eko Cahyo*	Present
			Bob Tyasika Ananta	Present
			Anton Sukarna	Present
			Ade Cahyo Nugroho	Present
			Zaidan Novari	Present
			Grandhis Helmi Harumansyah	Present
			Kemas Erwan Husainy*	Not Present
			Arief Adhi Sanjaya*	Present
			Firman Nugraha*	Not Present
			Muharto Hadi Suprapto*	Present
29.	August 5, 2025	1. Bank Soundness Rating Update 2. Artificial Intelligence (AI) Development Update	Anggoro Eko Cahyo*	Present
			Bob Tyasika Ananta	Present
			Anton Sukarna	Present
			Ade Cahyo Nugroho	Present
			Zaidan Novari	Present
			Grandhis Helmi Harumansyah	Present
			Kemas Erwan Husainy*	Present
			Arief Adhi Sanjaya*	Present
			Firman Nugraha*	Present
			Muharto Hadi Suprapto*	Present

BOARD OF DIRECTORS

No.	Date	Meeting Agenda	Meeting Participants	Reason for Absence
30	August 12, 2025	1. July 2025 Performance Update 2. Treasury & International Directorate Strategy Update	Anggoro Eko Cahyo*	Present
			Bob Tyasika Ananta	Present
			Anton Sukarna	Present
			Ade Cahyo Nugroho	Present
			Zaidan Novari	Present
			Grandhis Helmi Harumansyah	Present
			Kemas Erwan Husainy*	Present
			Arief Adhi Sanjaya*	Present
			Firman Nugraha*	Present
			Muharto Hadi Suprapto*	Present
31.	August 20, 2025	1. Risk Management Directorate Strategy Update 2. Compliance & Human Resources Directorate Strategy Update	Anggoro Eko Cahyo*	Present
			Bob Tyasika Ananta	Not Present
			Anton Sukarna	Not Present
			Ade Cahyo Nugroho	Present
			Zaidan Novari	Present
			Grandhis Helmi Harumansyah	Present
			Kemas Erwan Husainy*	Present
			Arief Adhi Sanjaya*	Present
			Firman Nugraha*	Present
			Muharto Hadi Suprapto*	Present
32.	September 2, 2025	1. Aceh RO Network Arrangement 2. Economic & Market Update	Anggoro Eko Cahyo	Present
			Bob Tyasika Ananta	Present
			Anton Sukarna	Present
			Ade Cahyo Nugroho	Present
			Zaidan Novari	Present
			Grandhis Helmi Harumansyah	Present
			Kemas Erwan Husainy*	Present
			Arief Adhi Sanjaya*	Present
			Firman Nugraha*	Present
			Muharto Hadi Suprapto*	Present
33.	September 9, 2025	1. Anticipating Competition in the Gold Business 2. Closing Meeting for the Audit of BSI's Financial Statements as of June 30, 2025 3. August 2025 Performance Report Update	Anggoro Eko Cahyo	Present
			Bob Tyasika Ananta	Present
			Anton Sukarna	Present
			Ade Cahyo Nugroho	Present
			Zaidan Novari	Present
			Grandhis Helmi Harumansyah	Present
			Kemas Erwan Husainy*	Present
			Arief Adhi Sanjaya*	Present
			Firman Nugraha*	Present
			Muharto Hadi Suprapto*	Present

BOARD OF DIRECTORS

No.	Date	Meeting Agenda	Meeting Participants	Reason for Absence
34.	September 16, 2025	1. State Fund Allocation (KMK 276 of 2025) 2. Update on the 2025 Corporate Governance Perception Index (CGPI) 3. Update on the Strategy of the Directorate of Information Technology	Anggoro Eko Cahyo	Present
			Bob Tyasika Ananta	Present
			Anton Sukarna	Present
			Ade Cahyo Nugroho	Present
			Zaidan Novari	Present
			Grandhis Helmi Harumansyah	Present
			Kemas Erwan Husainy*	Present
			Arief Adhi Sanjaya*	Present
			Firman Nugraha*	Present
			Muharto Hadi Suprapto*	Present
35.	September 23, 2025	1. September 2025 Prognosis	Anggoro Eko Cahyo	Present
			Bob Tyasika Ananta	Present
			Anton Sukarna	Present
			Ade Cahyo Nugroho	Present
			Zaidan Novari	Present
			Grandhis Helmi Harumansyah	Present
			Kemas Erwan Husainy*	Present
			Arief Adhi Sanjaya*	Present
			Firman Nugraha*	Present
			Muharto Hadi Suprapto*	Present
36.	September 30, 2025	1. Fee Based Income (FBI) Strategy Update	Anggoro Eko Cahyo	Present
			Bob Tyasika Ananta	Present
			Anton Sukarna	Present
			Ade Cahyo Nugroho	Present
			Zaidan Novari	Present
			Grandhis Helmi Harumansyah	Present
			Kemas Erwan Husainy*	Present
			Arief Adhi Sanjaya*	Present
			Firman Nugraha*	Present
			Muharto Hadi Suprapto*	Present
37.	October 7, 2025	1. Gold Business Risk Management 2. Planning Outlook 2026 and Market Update 3. September 2025 Performance Report, RAKB Update, RKAP and RBB 2026 – 2029 4. Corporate Plan Update 2026 – 2030" (FBI)	Anggoro Eko Cahyo	Present
			Bob Tyasika Ananta	Present
			Anton Sukarna	Present
			Ade Cahyo Nugroho	Present
			Zaidan Novari	Present
			Grandhis Helmi Harumansyah	Present
			Kemas Erwan Husainy*	Present
			Arief Adhi Sanjaya*	Present
			Firman Nugraha*	Present
			Muharto Hadi Suprapto*	Present

BOARD OF DIRECTORS

No.	Date	Meeting Agenda	Meeting Participants	Reason for Absence
38.	October 14, 2025	1. Management of Hartadinata Gold Capacity Limits 2. IT Monthly Update IT Monthly Update	Anggoro Eko Cahyo	Not Present
			Bob Tyasika Ananta	Present
			Anton Sukarna	Present
			Ade Cahyo Nugroho	Present
			Zaidan Novari	Present
			Grandhis Helmi Harumansyah	Present
			Kemas Erwan Husainy	Present
			Arief Adhi Sanjaya*	Present
			Firman Nugraha*	Present
			Muharto Hadi Suprapto	Present
39.	October 15, 2025	1. Termination of Syndicated Financing to PT Agrinas Pangan Nusantara (Persero) Using Ministry of Finance Funds	Anggoro Eko Cahyo	Present
			Bob Tyasika Ananta	Present
			Anton Sukarna	Not Present
			Ade Cahyo Nugroho	Present
			Zaidan Novari	Present
			Grandhis Helmi Harumansyah	Present
			Kemas Erwan Husainy	Present
			Arief Adhi Sanjaya*	Present
			Firman Nugraha*	Present
			Muharto Hadi Suprapto	Present
40.	October 20, 2025	1. PHE Monthly Update 2. Update Vice President Direktorat (Operations)	Anggoro Eko Cahyo	Present
			Bob Tyasika Ananta	Present
			Anton Sukarna	Present
			Ade Cahyo Nugroho	Present
			Zaidan Novari	Present
			Grandhis Helmi Harumansyah	Present
			Kemas Erwan Husainy	Present
			Arief Adhi Sanjaya*	Present
			Firman Nugraha*	Present
			Muharto Hadi Suprapto	Present
41.	October 27, 2025	1. Chronology of the Financing Process of PT. Agrinas Pangan Nusantara (Persero)	Anggoro Eko Cahyo	Present
			Bob Tyasika Ananta	Present
			Anton Sukarna	Present
			Ade Cahyo Nugroho	Present
			Zaidan Novari	Present
			Grandhis Helmi Harumansyah	Present
			Kemas Erwan Husainy	Not Present
			Arief Adhi Sanjaya*	Present
			Firman Nugraha*	Present
			Muharto Hadi Suprapto	Present

BOARD OF DIRECTORS

No.	Date	Meeting Agenda	Meeting Participants	Reason for Absence
42.	October 28, 2025	1. Impact of Changes to the State-Owned Enterprises Law in 2025	Anggoro Eko Cahyo	Present
			Anton Sukarna	Present
			Ade Cahyo Nugroho	Present
			Zaidan Novari	Not Present
			Grandhis Helmi Harumansyah	Present
			Kemas Erwan Husainy	Present
			Arief Adhi Sanjaya*	Present
			Firman Nugraha*	Present
			Muharto Hadi Suprapto	Present
43.	November 5, 2025	1. Monthly Update on Gold Business Risk Management 2. Branch Operation Anti-Fraud Strategy 3. Update on Wholesale-Retail Collaboration	Anggoro Eko Cahyo	Present
			Bob Tyasika Ananta	Present
			Anton Sukarna	Present
			Ade Cahyo Nugroho	Present
			Zaidan Novari	Present
			Grandhis Helmi Harumansyah	Present
			Kemas Erwan Husainy	Present
			Arief Adhi Sanjaya*	Present
			Firman Nugraha*	Present
			Muharto Hadi Suprapto	Present
44.	November 11, 2025	1. Economic Outlook & Market Update 2. October 2025 Performance Report	Anggoro Eko Cahyo	Present
			Bob Tyasika Ananta	Present
			Anton Sukarna	Present
			Ade Cahyo Nugroho	Present
			Zaidan Novari	Not Present
			Grandhis Helmi Harumansyah	Present
			Kemas Erwan Husainy	Present
			Arief Adhi Sanjaya*	Present
			Firman Nugraha*	Present
			Muharto Hadi Suprapto	Present
45.	November 17, 2025	1. Approval of the Draft Amendment to BSI's Articles of Association	Anggoro Eko Cahyo	Present
			Bob Tyasika Ananta	Present
			Anton Sukarna	Present
			Ade Cahyo Nugroho	Present
			Zaidan Novari	Present
			Grandhis Helmi Harumansyah	Present
			Kemas Erwan Husainy	Present
			Arief Adhi Sanjaya *	Present
			Firman Nugraha*	Present
			Muharto Hadi Suprapto	Not Present

BOARD OF DIRECTORS

No.	Date	Meeting Agenda	Meeting Participants	Reason for Absence
46.	November 19, 2025	1. Update on the Readiness of BSI Gold Savings Product	Anggoro Eko Cahyo	Present
			Bob Tyasika Ananta	Present
			Anton Sukarna	Present
			Ade Cahyo Nugroho	Not Present
			Zaidan Novari	Present
			Grandhis Helmi Harumansyah	Present
			Kemas Erwan Husainy	Present
			Arief Adhi Sanjaya *	Present
			Firman Nugraha*	Present
			Muharto Hadi Suprapto	Not Present
47.	November 25, 2025	1. Proposal for the Expansion of the Jakarta and Surabaya Regions 2. Update on Gold Vaulting 3. Update on Gold Business Risk Management	Anggoro Eko Cahyo	Present
			Bob Tyasika Ananta	Present
			Anton Sukarna	Present
			Ade Cahyo Nugroho	Present
			Zaidan Novari	Present
			Grandhis Helmi Harumansyah	Present
			Kemas Erwan Husainy	Not Present
			Arief Adhi Sanjaya *	Present
			Firman Nugraha*	Present
			Muharto Hadi Suprapto	Present
48.	December 2, 2025	1. Approval of the Narrative of Resolutions for the 2025 Extraordinary General Meeting of Shareholders (EGMS) 2. Update on BSI RPIM 2025	Anggoro Eko Cahyo	Present
			Bob Tyasika Ananta	Present
			Anton Sukarna	Present
			Ade Cahyo Nugroho	Present
			Zaidan Novari	Present
			Grandhis Helmi Harumansyah	Present
			Kemas Erwan Husainy	Present
			Arief Adhi Sanjaya *	Present
			Firman Nugraha*	Present
			Muharto Hadi Suprapto	Present
49.	December 4, 2025	1. Request for Extension of the Deadline for Fulfillment of Additional Requirements for PT Agrinas Pangan Nusantara	Anggoro Eko Cahyo	Present
			Bob Tyasika Ananta	Not Present
			Anton Sukarna	Present
			Ade Cahyo Nugroho	Present
			Zaidan Novari	Present
			Grandhis Helmi Harumansyah	Present
			Kemas Erwan Husainy	Not Present
			Arief Adhi Sanjaya *	Not Present
			Firman Nugraha*	Present
			Muharto Hadi Suprapto	Present

BOARD OF DIRECTORS

No.	Date	Meeting Agenda	Meeting Participants	Reason for Absence
50.	December 9, 2025	1. November 2025 Performance Report & 2026 Targets and Strategy 2. IT and Operational Preparation for Year-End 2025 and New Year 2026 3. Impact of BSI Spin-Up Danantara	Anggoro Eko Cahyo	Present
			Bob Tyasika Ananta	Present
			Anton Sukarna	Present
			Ade Cahyo Nugroho	Present
			Zaidan Novari	Present
			Grandhis Helmi Harumansyah	Present
			Kemas Erwan Husainy	Present
			Arief Adhi Sanjaya *	Present
			Firman Nugraha*	Present
			Muharto Hadi Suprapto	Present
51.	December 16, 2025	1. Regulations Update 2. Impact of the Aceh, North Sumatra, and West Sumatra Disasters on Financing Portfolio	Anggoro Eko Cahyo	Present
			Bob Tyasika Ananta	Present
			Anton Sukarna	Present
			Ade Cahyo Nugroho	Present
			Zaidan Novari	Present
			Grandhis Helmi Harumansyah	Present
			Kemas Erwan Husainy	Present
			Arief Adhi Sanjaya	Present
			Firman Nugraha*	Present
			Muharto Hadi Suprapto	Present
52.	December 23, 2025	1. Proposal for Alternate Directors and Committees under the Board of Directors	Anggoro Eko Cahyo	Present
			Bob Tyasika Ananta	Present
			Anton Sukarna	Present
			Ade Cahyo Nugroho	Present
			Zaidan Novari	Present
			Grandhis Helmi Harumansyah	Present
			Kemas Erwan Husainy	Present
			Arief Adhi Sanjaya *	Present
			Firman Nugraha*	Present
			Muharto Hadi Suprapto	Present
53.	December 30, 2025	1. December 2025 Performance Prognosis 2. Preparation for BSI Anniversary & Family Gathering	Anggoro Eko Cahyo	Present
			Bob Tyasika Ananta	Present
			Anton Sukarna	Present
			Ade Cahyo Nugroho	Present
			Zaidan Novari	Present
			Grandhis Helmi Harumansyah	Present
			Kemas Erwan Husainy	Present
			Arief Adhi Sanjaya *	Present
			Firman Nugraha*	Present
			Muharto Hadi Suprapto	Not Present

*Effective after obtaining approval from the Financial Services Authority (OJK)

BOARD OF DIRECTORS

The agenda and participants of the joint meeting of the Board of Commissioners and the Board of Directors have been presented in the Board of Commissioners' Meeting section of the Corporate Governance Chapter in this Annual Report.

Frequency and Attendance of Board of Directors Meetings

Name	Position	Board of Directors Meetings			Joint Meeting of the Board of Directors and the Board of Commissioners			GMS		
		Number and Percentage of Attendance			Number and Percentage of Attendance			Number and Percentage of Attendance		
		Number of Meetings	Number of Attendance	Percentage	Number of Meetings	Number of Attendance	Percentage	Number of Meetings	Number of Attendance	Percentage
Hery Gunardi*	President Director	12	12	100%	3	3	100%	-	-	-
Anggoro Eko Cahyo***	President Director	36	35	97%	6	5	83%	-	-	-
Bob Tyasika Ananta	Deputy President Director	53	48	90%	9	9	100%	2	2	100%
Tribuana Tunggadewi**	Director of Compliance & Human Capital	17	17	32%	4	4	100%	2	2	100%
Anton Sukarna	Director of Sales & Distribution	53	50	94%	9	8	89%	2	2	100%
Ade Cahyo Nugroho	Director of Finance & Strategy	53	52	98%	9	9	100%	2	2	100%
Zaidan Novari	Director of Wholesale Transaction Banking	53	52	98%	9	9	100%	2	2	100%
Saladin Dharmanugraha Effendi*	Director of Information Technology	12	12	100%	3	3	100%	-	-	-
Grandhis Helmi Harumansyah	Director of Risk Management	53	50	94%	9	8	89%	2	2	100%
Harry Gusti Utama**	Director of Retail Banking	17	13	76%	4	3	75%	2	2	100%
Ari Rizaldi*	Director of Treasury & Internasional Banking	12	12	100%	4	3	75%	-	-	-
Kemas Erwan Husainy***	Director of Retail Banking	36	31	86%	6	3	50%	-	-	-
Arief Adhi Sanjaya***	Director of Compliance & Human Capital	36	35	97%	6	6	100%	-	-	-
Firman Nugraha***	Director of Treasury & Internasional Banking	36	35	97%	6	6	100%	-	-	-
Muharto Hadi Suprapto	Director of Information Technology	36	33	92%	6	6	100%	-	-	-

* Ended the tenure as of March 24, 2025.

** Ended the tenure as of May 17, 2025.

***Effective as of May 17, 2025

BOARD OF DIRECTORS

Competency Training and/or Improvement of Member of The Board Of Directors

The policy related to improving the competence of the Board of Directors is regulated in the Human Capital Standard Operating Procedure which aims to ensure that each member of the Board of Directors has adequate knowledge and skills in carrying out their duties and responsibilities. The competence development program includes training, workshops, and other activities designed to improve competence in accordance with the latest developments in the Bank's industry and business. Each member of the Board of Directors is required to participate in the competence development program periodically to ensure that they continue to have relevant understanding and can make the right decisions.

The Board of Directors' participation in improving competence during 2025 is as follows

Name	Position	Training	Date/Place	Organizer
Anggoro Eko Cahyo*	President Director	Mandiri Leadership Forum Tema: "One Orchestrated Mandiri To Elevate Dominance Becoming The Undispute Industry Leader"	Thursday, May 22, 2025 / Padma Hotel Ballroom, Semarang	PT Bank Mandiri (Persero) Tbk
		Certification of Qualification 7 in Banking Risk Management	Thursday, June 5, 2025 / The Tower 7th Floor	LSPKS
		Top Executive Learning Program (TELP) Series 1 2025	Friday, June 13, 2025 / Auditorium The Tower 6th Floor	PT Bank Syariah Indonesia Tbk
		Basic Training in Islamic Banking	Monday - Tuesday, June 23-24, 2025 / The Tower 7th Floor	LPPI
		Workshop on the Presentation of the Strategic Plan of State-Owned Enterprises (SOEs) and SOE Subsidiaries	Friday, October 24, 2025 / Auditorium, 3rd Floor, Wisma Danantara	Danantara
		Indonesia Islamic Finance Summit	Monday, November 3, 2025 / Ballroom, Hotel Westin Surabaya	Financial Services Authority
		Indonesia International Islamic Finance Conference 2025	Monday, November 3, 2025 / Ballroom, Hotel Westin Surabaya	Financial Services Authority
		Top Executive Learning Program (TELP) Series 3 with Mr. Jahja Setiaatmadja with the Theme: "The Role of Leaders in Digital Banking Business Transformation"	Friday, November 14, 2025 / Ballroom, 9th Floor, BSI Tower	BSI Corporate University
		ASPI Executive Gathering Seminar with the Theme: "The Future of Payments: Innovate, Trusted, Global"	Friday, November 21, 2025 / Violet Ballroom, The Mulia Hotel, Nusa Dua, Bali	ASPI (Indonesia Payment Systems Association)
		Jefferies Dubai Conference	Tuesday, November 25, 2025 / Four Seasons Resort, Dubai	Jefferies
Bob Tyasika Ananta	Vice President Director	Sharing Session Mandiri Board Forum Q1 2025 Theme: From Barriers to Breakthroughs - Navigating Business Growth Amidst Economic Dynamics Keynote : M. Chatib Basri - Anggota Dewan Ekonomi Nasional Solihin Jusuf Kalla - CEO KALLA Group	Friday, May 09, 2025 / Auditorium, Plaza Mandiri 3rd Floor	PT Bank Mandiri (Persero) Tbk

BOARD OF DIRECTORS

Name	Position	Training	Date/Place	Organizer
		Knowledge Sharing Forum (KSF) "Unlocking The Potential Of Bullion Business - Opportunities and Challenges"	Wednesday, May 7, 2025 / Offline: The Tower 6th Floor Jakarta	BSI Corporate University Opening Speech: Mr. Bob Tyasika Ananta, Plt. President Director of PT Bank Syariah Indonesia, Tbk. Speaker: 1. Mr. Ferry Irawan, Deputy for Coordination for SOE Management and Business Development of the Coordinating Ministry for Economic Affairs 2. Mrs. Esti Sasanti, Director of Supervision of Bank Sharia OJK
		Mandiri Leadership Forum Theme : One Orschestrated Mandiri To Elevate Dominance Becoming The Undisputed Industry Leader" Keynote: Chairul Tanjung - Founder & Chairman CT Corp Nico Baito - Special Envoy of Seychelles	Thursday, May 22, 2025 / Padma Hotel Ballroom, Semarang	PT Bank Mandiri (Persero) Tbk
		Top Executive Learning Program (TELP) Series 1 Year 2025 Tema : Bullion Bank Welcoming Speech : Mr. Anggoro Eko Cahyo - President Director of PT Bank Syariah Indonesia Tbk Opening Speech: Mr. Sonny Samuel - Global Market Director UOB Speaker: Mr. Alan Liew Yong Wee - Head of Bullion & Commodities Trading UOB Singapore	Friday, June 13, 2025 / Offline: Hybrid Auditorium The Tower 6th Floor Jakarta	BSI Corporate University
		DANANTARA Training Program: Chief Business Development Executive Program (CBDO) 2025 Session: Pre Class	Wednesday, Agustusust 13, 2025 / Offline: Auditorium 3rd Floor, Wisma Danantara Indonesia Jakarta	DANANTARA Indonesia PT Danantara Asset Management (Persero)
		DANANTARA Training Program: Chief Business Development Executive Program (CBDO) 2025 Session: Global Class Session with INSEAD Business School	Wednesday - Friday, Agustusust 20-22, 2025 / Offline: INSEAD Business School Campus Singapore	DANANTARA Indonesia PT Danantara Asset Management (Persero)

BOARD OF DIRECTORS

Name	Position	Training	Date/Place	Organizer
		Top Executive Learning Program "The Role of Leaders in Digital Banking Business Transformation" Year 2025. Speaker: Mr. Jahja Setiatmadja (President Commissioner of BCA)	November 14, 2025 / Ballroom, 9th Floor, BSI Tower	BSI Corporate University
Kemas Erwan Husainy*	Retail Banking Director	Investor Gathering: Sukuk Mudharabah Based on Sustainability I of Bank BSI Phase II in 2025	May 5, 2025 / Jakarta	PT Bank Syariah Indonesia Tbk
		KSF Bullion Banking	May 7, 2025 / Jakarta	PT Bank Syariah Indonesia Tbk
		Mandiri Leadership Forum 2025	May 21-24, 2025 / Semarang	PT Bank Mandiri (Persero) Tbk
		Global Entrepreneurship Congress (GEC)	May 25, 2025 / Jakarta	Kementrian PPN/ Sestama Bappenas
		BSI Risk Profile Orientation	May 28, 2025 / Jakarta	PT Bank Syariah Indonesia Tbk
		Consignment of Commission XI of the House of Representatives with Himbara and BSI	May 29, 2025 / Denpasar	DPR RI
		Corporate Culture Orientation	June 03, 2025 / Jakarta	PT Bank Syariah Indonesia Tbk
		Shariah & Shariah Contract Introduction Orientation	June 03, 2025 / Jakarta	PT Bank Syariah Indonesia Tbk
		Good Corporate Governance, Fit & Proper Test Orientation	June 10, 2025 / Jakarta	PT Bank Syariah Indonesia Tbk
		Retail Strategi & Program Retail Close the GAP Workshop	June 14, 2025 / Jakarta	PT Bank Syariah Indonesia Tbk
		Risk Management Level 7	June 16, 2025 / Jakarta	LSPKS
		Basic Education in Sharia Banking (PDPS)	June 23-24, 2025 / Jakarta	LPPI
		International Halal Certification Seminar : Trade Protecionism and Indonesia Halal Certification Policy, Indonesia Responses	June 27, 2025 / JCC, Jakarta	PT Bank Syariah Indonesia Tbk
		Forum on Strengthening Business and Retail Productivity Through Funding & Transaction	July 04, 2025 / Jakarta	PT Bank Syariah Indonesia Tbk
		Sharing Session and Sosialisasi Strategic Account Squad (SAS) Team	July 22, 2025 / Jakarta	PT Bank Mandiri (Persero) Tbk
		Consignment of Commission XI of the House of Representatives with Himbara and BSI	July 22, 2025 / Jakarta	DPR RI & BNI
		Speaker at Acara BSI Scholarship	August 13, 2025 / Bandung	ITB
		Socialization of the Merah Putih Village Cooperative Program in Aceh	August 14, 2025 / Aceh	PT Bank Syariah Indonesia Tbk
		Workshop Green Zakat Framework	August 27, 2025 / Jakarta	Baznas RI
		BOD Greetings - in the Framework of National Customer Day 2025	September 04, 2025 / Jakarta	PT Bank Syariah Indonesia Tbk

BOARD OF DIRECTORS

Name	Position	Training	Date/Place	Organizer
		Becoming a Speaker at the Retirement Debriefing Event with the Secretary General of the Ministry of Religion	September 18, 2025 / Jakarta	PT Bank Syariah Indonesia Tbk & Kemenag RI
		Speaker at the Launching of Cooperative Financing in Merah Putih Village	September 22, 2025 / Jakarta	PT Bank Syariah Indonesia Tbk
		Fit & Proper Test	September 24, 2025 / Jakarta	OJK
		Mass KPR Sejahtera FLPP Contract Signing for 20,000 Units and Symbolic Handover of House Keys	September 29, 2025 / Jakarta	Ministry of PKP
		Speaker at the BOD Sharing Program SDP Batch 7 Year 2025	October 6, 2025 / Jakarta	PT Bank Syariah Indonesia Tbk
		Speaker at the 2025 Islamic Boarding School Business Forum (ISEF)	October 9, 2025 / Jakarta	Financial Services Authority
		Speaker at the Business Deals Activity – Sharia Financing Month at ISEF 2025	October 10, 2025 / Jakarta	Bank Indonesia
		Speaker at the PTMA Rector Forum Event – Universitas Muhammadiyah Malang	October 16, 2025 / East Java	Muhammadiyah Malang University
		Speaker at the Public Lecture Agenda of Universitas Muhammadiyah Malang	October 17, 2025 / East Java	Muhammadiyah Malang University
		Speaker at the Internal Podcast on Retail Banking & MSMEs BSI	October 23, 2025 / Jakarta	PT Bank Syariah Indonesia Tbk
		Speaker at the Hall of Fame Event (Awarding Q3)	October 23, 2025 / Jakarta	PT Bank Syariah Indonesia Tbk
		CGPI Observation Year 2024–2025	October 24, 2025 / Jakarta	PT Bank Syariah Indonesia
		Top Executive Learning Program “The Role of Leaders in Digital Banking Business Transformation” Year 2025. Speaker: Mr. Jahja Setiatmadja (President Commissioner of BCA)	November 14, 2025 / Ballroom, 9th Floor, BSI Tower	BSI Corporate University
		Communication Day 2026 “Synergy for Growth: Aligning Communication with Business Excellence”	December 24, 2025 / Ballroom, 9th Floor, BSI Tower	Marketting Communication Group - PT Bank Syariah Indonesia Tbk
Ade Cahyo Nugroho	Finance & Strategy Director	Sharing Session Board Forum Q4 2024. Theme: Innovation & Collaboration to Strengthen Business Resilience Speakers: 1. Mr. Maruarar Sirait (Minister of Housing and Settlement Areas of the Republic of Indonesia) 2. Bapak Ignesjz Kemalawarta (Office of the President - PT Sinar Mas Land)	February 7, 2025 / R Hotel Rancamaya, Bogor	PT Bank Mandiri (Persero) Tbk
		Knowledge Sharing Forum (KSF) Unlocking The Potential Of Bullion Business: Opportunities And Challenges	May 05, 2025 / Auditorium The Tower Lt. 6	BSI Corporate University

BOARD OF DIRECTORS

Name	Position	Training	Date/Place	Organizer
		Sharing Session Board Forum Q1 2025. Theme: From Barriers to Breakthroughs - Navigating Business Growth Amidst Economic Dynamics	May 09, 2025 / Plaza Mandiri, Jakarta	PT Bank Mandiri (Persero) Tbk Speakers: 1. M. Chatib Basri 2. Solihin Jusuf Kalla
		Top Executive Learning Program (TELP) Series 1 Tahun 2025	June 13, 2025 / Auditorium Fl. 6 The Tower	BSI Corporate University
		Sharing Bullion by OW & Wright Partner	July 30, 2025 / Online	Corporate Development Group – PT Bank Syariah Indonesia Tbk
		Knowledge Sharing Forum - United and Sovereign Towards Indonesia Emas	August 14, 2025 / Auditorium Fl. 6 The Tower	BSI Corporate University
		Top Executive Learning Program "The Role of Leaders in Digital Banking Business Transformation" Year 2025. Speaker: Mr. Jahja Setiatmadja (President Commissioner of BCA)	November 14, 2025 / Ballroom, 9th Floor, BSI Tower	BSI Corporate University
Anton Sukarna	Sales & Distribution Director	Top Executive Learning Program "The Role of Leaders in Digital Banking Business Transformation" Year 2025. Speaker: Mr. Jahja Setiatmadja (President Commissioner of BCA)	November 14, 2025 / Ballroom, 9th Floor, BSI Tower	BSI Corporate University
Arief Adhi Sanjaya*	Compliance & Human Capital Director	TELP (Top Executive Learning Program) - Series 1 Year 2025	June 13, 2025 / Auditorium Lt.6, The Tower	BSI Corporate University
		Briefing Program for Qualification Certification Scheme 7 Without Tiered in the Field of Banking Risk Management	June 10-12, 2025 / The Tower, Jakarta	Asbisindo
		Certification of 7 Qualifications Without Tiered in the Field of Banking Risk Management	June 18, 2025 / The Tower, Jakarta	LSPKS
		Basic Training in Islamic Banking	June 23-24, 2025 / The Tower, Jakarta	LPPI
		PDP - Sharia Compliance Executive Program	July 2-3, 2025 / LPPI, Jakarta	BSI Corporate University
		APU PPT & PPPSPM Training Program Level 7 Batch 1/2025	Agustus 14, 2025 / Online	FKDKP
		Top Executive Learning Program "The Role of Leaders in Digital Banking Business Transformation" Year 2025. Speaker: Mr. Jahja Setiatmadja (President Commissioner of BCA)	November 14, 2025 / Ballroom, 9th Floor, BSI Tower	BSI Corporate University
		MSDM Certification	November 20, 2025 / Hotel Sofyan Tebet Jakarta	LSP

BOARD OF DIRECTORS

Name	Position	Training	Date/Place	Organizer
Zaidan Novari	Wholesale Transaction Banking Director	Top Executive Learning Program "The Role of Leaders in Digital Banking Business Transformation" Year 2025. Speaker: Mr. Jahja Setiatmadja (President Commissioner of BCA)	November 14, 2025 / Ballroom, 9th Floor, BSI Tower	BSI Corporate University
Grandis Helmi Harumansyah	Risk Management Director	Training of Banking Risk Management Trainer Level 7	January 18, 2025 / Jakarta	Asbisindo dan BSI Corporate University
		Became a speaker at the Sharing Session of the BUMN Volunteer Service Program Batch VII Theme: Company Transformation. Participants: Approximately 20.	February 17, 2025 / Derawan, Kalimantan	KBUMN
		Become a Lecturer in the "Kapita Selekta Industry" Course FTUI	April 15, 2025 / Depok	Universitas Indonesia
		Seminar & Refreshment Management Risiko Jenjang 7 dengan tema Mengembangkan Sistem Pengendalian Manajemen Risiko terkait Implementasi Manajemen Risiko Teknologi Informasi (IT Risk)	April 23, 2025 / Jakarta	Asbisindo
		As a speakerat the 37th Alumni Graduation Ceremony in 2025 with the theme "Building Entrepreneurial Insights Based on the Circular Economy that Rahmatan Lil Alamin"	May 11, 2025 / Pidie Jaya, Aceh	Yayasan Teuku Laksamana Haji Ibrahim Dayah Jeumala Amal
		Risk & Governance Summit 2025	August 19, 2025 / Jakarta	Financial Services Authority
		Speaker of Business Series Club Universitas Indonesia themed *"How to Plan Your Career to Maximize Your Potential in Corporate"*	September 26, 2025 / Jakarta	Universitas Indonesia
		Seminar "Risk Appetite and Risk Culture: Key Pillars in Strengthening Risk Management in the Financial Sector"	October 9, 2025 / Jakarta	Financial Services Authority
		SMR Level 7 Sharia Refreshment	October 31, 2025 / Jakarta	PT Bank Mandiri (Persero) Tbk
		CNN Indonesia Awards 2025 "Collaboration & Harmony in Achieving Goals for the Nation" Excellence in Islamic Banking Risk Governance & Resilience Category	October 31, 2025 / Ritz Carlton Jakarta	CNN
		Bank Indonesia International Risk Management Seminar 2025 - Strengthening a Resilient and Accountable Institution: Embedding Governance, Financial, and Operational Risk Management into Digital Transformation	October 31, 2025 / Bali	Bank Indonesia

BOARD OF DIRECTORS

Name	Position	Training	Date/Place	Organizer
		Top Executive Learning Program "The Role of Leaders in Digital Banking Business Transformation" Year 2025. Speaker: Mr. Jahja Setiatmadja (President Commissioner of BCA)	November 14, 2025 / Ballroom, 9th Floor, BSI Tower	BSI Corporate University
Firman Nugraha*	Treasury & Internatioanal Banking Director	Mandiri Leadership Forum Tema : One Orschestrated Mandiri To Elevate Dominance Becoming The Undispute Industry Leader" Keynote: Chairul Tanjung - Founder & Chairman CT Corp Nico Baito - Special Envoy of Seychelles	May 22, 2025 / Padma Hotel Ballroom, Semarang	PT Bank Mandiri (Persero) Tbk
		Top Executive Learning Program - Series 1 Year 2025	June 13, 2025 / The Tower Lt. 6	BSI Corporate University
		Basic Training in Islamic Banking	June 23-24, 2025 / The Tower Lt.7	BSI Corporate University
		Risk Management Training Level 7	July 02, 2025/The Tower Lt. 7	Bank Syariah Indonesia University
		Knowledge Sharing Forum - Bersatu dan Berdaulat Menuju Indonesia Emas	14 Agustus 2025 / Auditorium The Tower Lt. 6	BSI Corporate University
		Observation CGPI Tahun 2024-2025	24 Oktober 2025 / Ballroom Lt. 9 BSI Tower	BSI Corporate University
		Top Executive Learning Program "The Role of Leaders in Digital Banking Business Transformation" Year 2025. Speaker: Mr. Jahja Setiatmadja (President Commissioner of BCA)	November 14, 2025 / Ballroom, 9th Floor, BSI Tower	BSI Corporate University
Muharto*	Information Technology Director	Risk Management Training Level 7	June 18 & 20, 2025 / The Tower Lt. 7	LPPI
		TELP: Bullion Bank "The Comprehensive Approach to Leveraging Strategic Banking Position and National Economic Growth"	June 13, 2025 / The Tower 7th Floor	BSI Corporate University
		Basic Islamic Banking Training	June 23-24, 2025 / The Tower 7th Floor	LPPI
		Top Executive Learning Program "The Role of Leaders in Digital Banking Business Transformation" Year 2025. Speaker: Mr. Jahja Setiatmadja (President Commissioner of BCA)	November 14, 2025 / Ballroom, 9th Floor, BSI Tower	BSI Corporate University

*) Effective appointment in accordance with the resolution of the Annual GMS held on 16 May 2025.

Orientation Program for New Board of Directors

The Directors, who have been appointed in the GMS, must follow the orientation program coordinated by the Corporate Secretary. The orientation program is carried out by delivering materials related to the Bank, including:

1. Introduction to the Bank's Vision and Mission
2. Corporate Plan
3. Bank Business Plan
4. Company Work Plan and Budget
5. Introduction to Islamic Banking
6. Risk Management
7. Corporate Governance
8. Introduction to Bank Culture

The implementation of the orientation program for the new Directors had been carried out as follows.

No.	Date	Agenda	Group	Speaker	Venue
1.	May 26, 2025	Corporate Plan	CTO	Mr. Aji Wibowo	The Tower 7th Floor, Meeting Room of the Board
2.	May 28, 2025	Risk Profile BSI	ERM	Mr. Agus Setiyo Budi	
3.	June 2, 2025	Bank Business Plan	SPM	Mr. Diaz Hartadi	
4.	June 4, 2025	Corporate Culture Introduction of Sharia & Sharia Akad	BSU	Mr. Peby Elan Surya Diningrat	
5.	June 11, 2025	Good Corporate Governance, Fit & Proper Test	CPG	Ms. Rosalina Dewi	

Implementation of The Board of Directors' Duties

During 2025, the Board of Directors has carried out duties and responsibilities, including:

1. Conducted the GMS, consisting of 1 (one) Annual GMS and 1 (one) Extraordinary GMS.
2. Prepared the Company's Long-Term Plan (RJPP), Bank Business Plan (RBB), Company Work Plan and Budget (RKAP), Sustainable Finance Action Plan (RAKB), and other work plans.
3. Prepared the Annual Report, Financial Statements, and Sustainability Report.
4. Ensured that the Bank's accounting system complied with financial accounting standards and internal control principles, particularly in terms of financial management, recording, deviations, and supervision.
5. Conducted internal Board of Directors meetings and meetings with related groups.
6. Ensured the adequacy of processes and systems to identify, assess, and control risks faced by the Bank.
7. Established the organizational structure, duties, and clearly defined responsibilities, including the appointment of management.

BOARD OF DIRECTORS PERFORMANCE ASSESSMENT

Board of Directors' Performance Assessment Procedures

The performance assessment of the Board of Directors is conducted by the Board of Commissioners with the assistance of the Remuneration and Nomination Committee. The results of review are used as a basis for determining the number of bonuses (tantiem) for the Board of Directors, which will be further submitted to the GMS.

Board of Directors' Performance Assessment Criteria

The performance assessment of the Board of Directors is based on the achievement of Key Performance Indicators (KPI). The KPIs for 2025 include:

1. Financial Perspective
2. Customer Perspective
3. Internal Process Perspective
4. People Development Perspective

BOARD OF DIRECTORS

Assessors

The performance assessment of the Board of Directors is carried out by the Board of Commissioners with the assistance of the Remuneration and Nomination Committee and then submitted to the GMS.

No.	KPI	Weight	Target	Description	Nature	December 2025			
						Realization	Target	Achievement	Score
1	ROE (Return on Equity)	15%	16.91%	Return on Equity December 2025	Max	16.85%	16.91%	99.67%	14.95
2	BSI Net Profit	15%	Rp7,495 M	Profit after tax and zakat	Max	Rp7,568 M	Rp7,495 M	100.96%	15.14
3	Bank Health Rating Rank	15%	2	Composite Rating of Bank Health Level	Min	2	2	100.00%	15.00
4	Financing	10%	Rp310,366 M	BSI Financing December 2025	Max	Rp318,844 M	Rp310,366 M	102.73%	10.27
5	CoF	15%	2.64%	Cost of Fund December 2025	Min	2.58%	2.64%	102.16%	15.32
6	Third Party Funds	10%	Rp348,855 M	BSI Third Party Funds December 2025	Max	Rp380,488 M	Rp348,855 M	109.07%	10.91
7	Earning Per Employee	10%	Rp440 Million/ Employee	Net profit/employee	Max	Rp465 Million/ Employee	Rp440 Million/ Employee	105.64%	10.56
8	Strategic Initiatives 2025	10%	100.00%	Deliverables in accordance with 2025 timeline	Max	100%	100%	100.00%	10.00
	TOTAL	**100%**							**102.16**

Performance Assessment of Committees Under the Board of Directors and the Basis for Assessment

In carrying out its respective duties and responsibilities, the Board of Directors is assisted by 7 (seven) Committees, consisting of:

1. Risk Management Committee
2. Information Technology & Digital Banking Steering Committee
3. Policy & Procedure Committee
4. Business Committee
5. Human Resources Committee
6. Asset and Liability Committee
7. Steering Committee Crisis Management
8. Product Committee*
9. Policy & Financing Committee*

Since 23 December 2025, there has been the addition of 2 (two) committees under the Board of Directors, namely the Product Committee and the Financing Policy Committee.

1. Product Committee*
2. Policy & Financing Committee*

As part of the internal evaluation framework, the performance of Committees under the Board of Directors is assessed on an annual basis. The assessment is conducted based on criteria covering the execution of duties and the effectiveness of meetings held by each Committee throughout the financial year.

Based on the Board of Directors' evaluation, all Committees under the Board of Directors in 2025 have effectively carried out their duties and responsibilities in accordance with applicable provisions.

*) Effective as of 2026

COMMITTEES OF THE BOARD OF DIRECTORS

The Risk Management Committee is established to assist the President Director in performing the control function through discussions on risk appetite, methodologies, and the formulation of strategies related to the implementation of risk management.

Risk Management Committee Work Guidelines

In performing its duties, the Risk Management Committee refers to the Decree of the Board of Directors No. 05/826-KEP/DIR dated December 23, 2025, concerning the Risk Management Committee of PT Bank Syariah Indonesia Tbk, which regulates, among others:

1. Organizational Structure of the Committee
2. Duties, Authorities, and Responsibilities of the Committee
3. Risk Management Committee Procedures
4. Duties, Authorities, and Responsibilities of Working Group of the Risk Management Committee
5. Closing

Membership Structure of the Risk Management Committee

Function	Executives
Chairman	Risk Management Director
Vice Chairman	Finance & Strategy Director
Secretary	Enterprise Risk Management
Permanent Member - Voting Member	1. Risk Management Director 2. Finance & Strategy Director 3. Wholesale Transaction Banking Director 4. Retail Banking Director/Consumer Product Solution SEVP 5. Sales & Distribution Director/Funding Transaction SEVP 6. Information Technology Director/IT Development & Operations SEVP 7. Treasury & International Banking Director 8. Wholesale Risk SEVP 9. Retail & Consumer Risk SEVP 10. Operations SEVP
Permanent Member - Non-Voting Member	Compliance & Human Capital Director/Group Head Compliance
Non-Permanent – Voting Member	Director/SEVP Speaker Director/SEVP related to the material
Contributing – Non-Voting Member	1. Group Head/Equivalent Official of Speaker 2. Group Head/Equivalent Official related to Material
Invitee	SEVP/Group Head Internal Audit

Risk Management Committee Profiles

The profiles of the Committee members from both the Board of Directors and SEVPs are presented in the Company Profile chapter under the Profile of the Directors section and the Profile of Executives One Level Below the Board of Directors in this Annual Report.

Risk Management Committee Independence

All Committee members have no affiliation with other Directors, Commissioners, or the Controlling Shareholder, are not shareholders of the Company that could influence their ability to act independently, and are not Commissioners, Directors, or employees of companies that have affiliations or business relationships with the Company.

COMMITTEES OF THE BOARD OF DIRECTORS

Risk Management Committee Training

Training for Committee members who are part of the Board of Directors is presented in the subsection on Training and/or Competency Development of Members of the Board of Directors in the Corporate Governance chapter of this Annual Report.

Risk Management Committee Duties and Responsibilities

The Risk Management Committee (RMC) is authorized and responsible for providing recommendations to the President Director, namely:

1. Monitoring and determining the Bank's soundness level, including the risk profile and its measurement methodology on a periodic basis.
2. Establishing an integrated risk management strategy, including capital management, contingency plans, and the risk appetite statement along with risk appetite thresholds, risk tolerance, and other risk limits.
3. Improving the implementation of risk management periodically or incidentally as a follow-up to changes in internal and external conditions that affect the adequacy of capital and the Bank's risk profile.
4. Determining matters related to business decisions that involve special conditions (such as decisions to exceed significant business expansion compared to the Bank's established business plan).
5. Delegating authority to designated officials to decide and implement operational matters.

Risk Management Committee Meetings and Duties Implementation

Throughout 2025, the Risk Management Committee held a total of 7 (seven) meetings. The meeting dates and agendas are presented as follows.

Meetings and Implementation of the Risk Management Committee's Duties

No.	Date	Agenda
1.	January 20, 2025	Determination of BSI's Soundness Level as of 31 December 2024
2.	April 16, 2025	Risk Profile, Portfolio Guideline and Risk Appetite Statement (RAS)
3.	June 5, 2025	Updating of the Risk Based Bank Rating (RBBR)
4.	July 18, 2025	Bullion Bank Limit 2025
5.	October 13, 2025	Assessment of BSI's Risk Profile as of 30 September 2025, Updating of the Portfolio Guideline, Evaluation of Trading Limits and Evaluation of Gold Business Risk Management
6.	November 24, 2025	Updating of the Risk Based Bank Rating (RBBR) Methodology
7.	December 22, 2025	Updating of Market Risk and Liquidity Risk Limits

INFORMATION TECHNOLOGY & DIGITAL BANKING STEERING COMMITTEE

The Information Technology & Digital Banking Steering Committee (IT & Digital Banking Steering Committee) is established to assist the Board of Directors in determining strategic plans in information technology, IT budgeting, the designation of strategic IT projects, and IT security. The execution of the Committee's duties and responsibilities refers to the provisions of the prevailing laws and regulations.

COMMITTEES OF THE BOARD OF DIRECTORS

IT & Digital Banking Steering Committee Work Guidelines

In performing its duties, the IT Steering Committee refers to the Decree of the Board of Directors No. 05/827-KEP/DIR dated December 23, 2025 concerning IT & Digital Banking Steering Committee.

Membership Structure of the IT & Digital Banking Steering Committee

Function	Executives
Chairman	President Director
Vice Chairman	1. Vice President Director 2. Information Technology Director
Secretary	IT Strategic Planning
Permanent Voting Member	1. President Director 2. Vice President Director 3. Information Technology Director 4. Risk Management Director 5. Finance & Strategy Director 6. Digital Banking SEVP 7. Operations SEVP 8. IT Development & Operations SEVP
Permanent Non Voting Member	Compliance & Human Capital Director/ Group Head Compliance Group
Non Permanent Voting Member	1. Director/SEVP Speaker 2. Director/SEVP related to the material
Contributing Non Voting Member	1. Group Head/Equivalent Official of Speaker 2. Group Head/Equivalent related to the material
Invitee	SEVP/Group Head Internal Audit

IT & Digital Banking Steering Committee Profiles

The profiles of the Committee members from both the Board of Directors and SEVPs are presented in the Company Profile chapter under the Profile of the Directors section and the Profile of Executives One Level Below the Board of Directors in this Annual Report.

IT & Digital Banking Steering Committee Independence

All Committee members have no affiliation with other Directors, Commissioners, or the Controlling Shareholder, are not shareholders of the Company that could influence their ability to act independently, and are not Commissioners, Directors, or employees of companies that have affiliations or business relationships with the Company.

IT & Digital Banking Steering Committee Training

Training for Committee members who are part of the Board of Directors is presented in the subsection on Training and/or Competency Development of Members of the Board of Directors in the Corporate Governance chapter of this Annual Report.

IT & Digital Banking Steering Committee Duties and Responsibilities

The IT Steering Committee is a committee consisting of members of the Board of Directors and/or SEVPs, with the following duties, authorities, and responsibilities:

1. Establishing the IT Strategic Plan in alignment with and in support of the Bank's overall business strategic plan.
2. Establishing a strategic reference framework for managing IT Resources and evaluating the adequacy and allocation of the Bank's IT-related resources.
3. Establishing IT & Digital security strategies, risk management for IT usage, and action plans for IT & Digital projects.
4. Monitoring the implementation of IT projects in accordance with the IT strategic plan and IT budget.
5. Determining IT priorities and budget allocation.
6. Evaluating the effectiveness of IT costs against the planned benefits.
7. Deciding and providing direction related to the planning, development, issues, and strategic changes of IT systems.
8. Delegating authority to designated officials to decide and implement operational IT matters.

COMMITTEES OF THE BOARD OF DIRECTORS

9. Monitoring IT performance and efforts to improve IT performance.
10. Providing recommendations related to IT policies and standard procedures.

IT & Digital Banking Steering Committee Meetings and Duties Implementation

Throughout 2025, the IT & Digital Banking Steering Committee held a total of 4 (four) meetings. The meeting dates and agendas are presented as follows.

Meetings and Implementation of the IT & Digital Banking Steering Committee's Duties

No.	Date	Agenda
1.	January 14, 2025	2024 Project Report & Proposed Strategic IT Budget for 2025
2.	October 20, 2025	Changes to Initiatives and Changes to the Strategic IT Budget for 2025
3.	October 27, 2025	Request for IT Steering Committee Approval for the Update of Strategic IT Initiative Project for the Bullion Project
4.	November 27, 2025	Request for IT Steering Committee Approval of the Information Technology Strategic Plan of PT Bank Syariah Indonesia Tbk for the period 2026–2030

POLICY & PROCEDURE COMMITTEE

The Policy & Procedure Committee (PPC) is a Committee comprising members of the Board of Directors and/or SEVPs, authorized to recommend and/or establish Policies and Procedures, including product provisions and/or other provisions that do not fall within the scope of other Committees under the Board of Directors.

Policy & Procedure Committee Work Guidelines

In carrying out its duties, the Policy & Procedure Committee refers to the Board of Directors Decree No. 05/832-KEP/DIR dated 23 December 2025 concerning the Policy & Procedure Committee of PT Bank Syariah Indonesia Tbk, which stipulates, among others:

1. Committee Organizational Structure
2. Duties, Authorities and Responsibilities of the Committee and Working Group Policy & Procedure
3. Rules of Conduct
4. Decision-Making Mechanism
5. Committee Decisions
6. Closing

The regulation and updating of provisions related to the hierarchy, preparation, administration and dissemination of policies and procedures to support governance and strengthen the prudential principles refer to the Standard Procedure for Controlling the Development of Policies and Procedures of PT Bank Syariah Indonesia Tbk.

Membership Structure of the Policy & Procedure Committee

Function	Executives
Chairman	Risk Management Director
Vice Chairman	Compliance & Human Capital Director
Secretary	The function of the Committee Secretariat is carried out by the Chairman of the Working Group of the Committee
Permanent Member - Voting Member	1. Risk Management Director 2. Compliance & Human Capital Director
Permanent Member – Non-Voting Member	Group Head Compliance

Non-Permanent – Voting Member	1. Director / SEVP Speaker 2. Director / SEVP related to the material 3. SEVP Operations*
Contributing – Non-Voting Member	1. Group Head/Equivalent Official of Speaker, and 2. Group Head/Equivalent related to the material
Invitee	SEVP / Group Head Internal Audit

* Specifically the Bank's provisions related to the scope of operations.

Structure of Working Group Policy & Procedure Membership

The Working Group Policy & Procedure Committee is a working group established by the Board of Directors and composed of the relevant Group Heads or equivalent positions. The Working Group is tasked with assisting the Policy & Procedure Committee in supporting the Committee in formulating proposals submitted by work units into recommendations to be decided by the Committee in Committee meetings.

Composition of Members of the Policy & Procedure Committee

1. Organizational of Working Group Policy & Procedure Committee is as follows:

Chairman	Group Head Policy & Procedure
Secretary	The secretariat function is carried out by the Work Unit that serves as the Chair of the Working Group Committee.
Permanent Member - Voting Member	1. Group Head Policy & Procedure 2. Group Head Enterprise Risk Management 3. Group Head Risk (Risk Taking Unit)* 4. Group Head Compliance 5. Group Head Unit Bisnis Terkait* 6. Group Head Legal
Non Voting Member	Group Head/Equivalent as Presenter and/or other Group Heads relevant to the subject matter.
Invitee	Group Head/ Internal Audit Officer

*) The attendance is determined by the Chairman of Working Group in accordance with the type of activity and/or financing segment.
Risk Units (Risk Taking Units) consist of the following: IT & Fraud Risk Unit, Commercial Risk Unit, Corporate Risk Unit, SME & Micro Risk Unit, and Consumer Risk Unit.

2. The Chairman of Working Group has the authority to determine the work units to be invited to discussion meetings or involved in proposal submissions, in accordance with the scope of duties and/or business segments that constitute the subject of the discussion.

Policy & Procedure Committee Profiles

The profiles of the Committee members from both the Board of Directors and SEVPs are presented in the Company Profile chapter under the Profile of the Directors section and the Profile of Executives One Level Below the Board of Directors in this Annual Report.

Policy & Procedure Committee Independence

All Committee members have no affiliation with other Directors, Commissioners, or the Controlling Shareholder, are not shareholders of the Company that could influence their ability to act independently, and are not Commissioners, Directors, or employees of companies that have affiliations or business relationships with the Company.

Policy & Procedure Committee Training

Training for Committee members who are part of the Board of Directors is presented in the subsection on Training and/or Competency Development of Members of the Board of Directors in the Corporate Governance chapter of this Annual Report.

COMMITTEES OF THE BOARD OF DIRECTORS

Policy & Procedure Committee Duties and Authority

The duties, authorities, and responsibilities of the Policy & Procedure Committee are as follows:

1. Discussing and recommending adjustments and/or updates to the Bank's Policies and Procedures.
2. Establishing updates to the Company's procedures that fall outside the scope of Policies and Procedures under the responsibility of other Committees under the Board of Directors.

Meetings and Duties Implementation of Policy & Procedure Committee

The implementation of duties of the Policy & Procedure Committee during 2025 included the establishment of Bank regulations through a circular mechanism, totaling 689 regulations, consisted of 15 Policies, 132 Product Manuals (MP), 122 Standard Procedures (SP), and 420 Technical Guidelines. The decision-making mechanism of the Policy & Procedure Committee may be carried out through meeting forums, circulation, or other mechanisms, provided that the quorum requirements of participants are fulfilled.

Meetings and Implementation of the Policy & Procedure Committee's Duties

Type of Rules	New Rules				Sub Total	Revision of Rules				Sub Total	Grand Total
	BUS	FTD	RFD	WFD		BUS	FTD	RFD	WFD		
Policy					0	12	1	0	2	15	15
Product Manual	1	8	10	4	23	0	23	57	29	109	132
Standard Procedures	4	1	1	0	6	42	16	20	38	116	122
Technical Mandual	13	6	2	5	26	179	76	68	71	394	420
Sub Total	18	15	13	9	55	233	116	145	140	634	689
Total New Rules					55	Revision of Rules				634	689

Note:
BUS : Business Support
FTD : Funding & Transaction Digital
RFD : Retail Funding
WFD : Wholesale Financing

BUSINESS COMMITTEE

The Business Committee was established to assist the Board of Directors/SEVP in carrying out functions to determine the Bank's integrated business strategy and development, as well as marketing communication strategy and effectiveness.

Business Committee Work Guidelines

The Business Committee work guidelines refer to the Decree of the Board of Directors No. 05/832-KEP/DIR dated December 23, 2025 concerning the Business Committee which regulates, among others:

1. Organizational Structure of the Committee
2. Duties, Authorities, and Responsibilities of the Committee
3. Business Committee Rules of Conduct
4. Duties, Authorities, and Responsibilities of Business Committee Working Group
5. Closing

COMMITTEES OF THE BOARD OF DIRECTORS

Membership Structure of the Business Committee

Function	Executives
Chairman	President Director
Vice Chairman	Vice President Director
Secretary	1. Transaction Banking Wholesale 2. Retail Deposit Solution
Permanent Member - Voting Member	1. President Director 2. Vice President Director 3. Wholesale Transaction Banking Director 4. Retail Banking Director/Consumer Product Solution SEVP 5. Sales & Distribution Director/Funding & Transaction SEVP 6. Risk Management Director/Wholesale Risk SEVP / Retail & Consumer Risk SEVP 7. SEVP Operations
Permanent Member - Non Voting Member	Compliance & Human Capital Director
Non Permanent – Voting Member	1. Director / SEVP Speaker 2. Director / SEVP related to the material
Contributing – Non Voting Member	1. Group Head/Equivalent Official of Speaker 2. Group Head/Equivalent Official related to material
Invitee	SEVP / Group Head Internal Audit

Business Committee Profiles

The profiles of the Committee members from both the Board of Directors and SEVPs are presented in the Company Profile chapter under the Profile of the Directors section and the Profile of Executives One Level Below the Board of Directors in this Annual Report.

Business Committee Independence

All Committee members have no affiliation with other Directors, Commissioners, or the Controlling Shareholder, are not shareholders of the Company that could influence their ability to act independently, and are not Commissioners, Directors, or employees of companies that have affiliations or business relationships with the Company.

Business Committee Training

Training for Committee members who are part of the Board of Directors is presented in the subsection on Training and/or Competency Development of Members of the Board of Directors in the Corporate Governance chapter of this Annual Report.

Business Committee Duties, and Authority

The Business Committee is authorized and responsible for the following:

1. Evaluating and determining the Company's business strategy.
2. Discussing and determining integrated business development, including risk exposure limits and supporting infrastructure and facilities.
3. Discussing and determining the business strategy that becomes the Company's focus, including through the Company's anchor clients.
4. Monitoring and evaluating the performance results of business strategy initiatives/projects.
5. Discussing and resolving strategic business issues, including alliances among the Company's Work Units and alliances with the parent company and sister companies.
6. Delegating authority to designated officials to decide and implement operational business matters.
7. Communicating and ensuring that all Committee determinations/decisions are implemented in accordance with the decisions to all relevant internal parties of the Company.

COMMITTEES OF THE BOARD OF DIRECTORS

Meetings and Duties Implementation of Business Committee

Throughout 2025, the Business Committee held a total of 17 meetings. The meeting dates and agendas are presented as follows.

Meetings and Implementation of the Business Committee's Duties

No.	Tanggal	Agenda
1	March 10, 2025	Sinarmas Limit Management
2	March 11, 2025	Determination of Anchor Client and Management Limit for Brantas Group
3	March 18, 2025	RPPB March 2025
4	March 20, 2025	Pertamina Group Limit Management
5	March 21, 2025	Salim Group Limit Management
6	March 21, 2025	Jasa Marga Group Limit Management
7	April 28, 2025	Proposal for Additional Sukuk Bank Indonesia Ceiling Limit (SUKBI) and the Establishment of a Foreign Currency Sukuk Bank Indonesia Ceiling Limit (SUVBI) under the Trading Classification
8	April 30, 2025	Proposal for the Determination of Underlying Financing for the Issuance of Sustainable Mudharabah Sukuk I PT Bank Syariah Indonesia Tbk Phase II
9	May 19, 2025	PLN Group Limit Management
10	June 25, 2025	RPPB June 2025
11	September 01, 2025	Limit Management for Astra Group 2025
12	September 01, 2025	Limit Management for Telkom Group 2025
13	September 26, 2025	Minutes of RPPB September 2025
14	October 31, 2025	Minutes of RPPB 2025
15	November 18, 2025	Minutes of RPPB 2025
16	December 31, 2025	Limit Management for Medco 2025
17	December 31, 2025	Limit Management for Sungai Budi 2025

PRODUCT COMMITTEE

The Product Committee was established to assist the Board of Directors/SEVP in carrying out functions related to determining the Bank's product strategy and development by identifying flagship products & services/activities, as well as strategies and the effectiveness of marketing communication.

Product Committee Work Guidelines

The work guidelines of the Product Committee refer to the Board of Directors Decree No. 05/829A-KEP/DIR concerning the Product Committee, which stipulates, among others:

1. Committee Organizational Structure
2. Duties, Authorities and Responsibilities of the Committee
3. Rules of Conduct of the Product Committee
4. Duties, Authorities and Responsibilities of Working Group Product Committee
5. Closing

This decision is effective as of the date of its stipulation, with effective implementation starting in 2026.

Membership Structure of the Product Committee

Function	Executives
Chairman	Vice President Director
Secretary	1. Transaction Banking Wholesale 2. Retail Deposit Solution
Permanent Member - Voting Member	1. Vice President Director 2. Direksi/SEVP Risk Management 3. Direksi/SEVP Business Unit Pengelola Product 4. Direksi/SEVP Business Unit Pengguna Product
Permanent Member - Non Voting Member	Compliance & Human Capital Director / Group Head Compliance
Non Permanent – Voting Member	1. Director / SEVP Speaker 2. Director / SEVP related to the material
Contributing – Non Voting Member	1. Group Head/Equivalent Official of Speaker 2. Group Head/Equivalent Official related to material
Invitee	SEVP / Group Head Internal Audit

Product Committee Profiles

The profiles of the Committee members from both the Board of Directors and SEVPs are presented in the Company Profile chapter under the Profile of the Directors section and the Profile of Executives One Level Below the Board of Directors in this Annual Report.

Product Committee Independence

All Committee members have no affiliation with other Directors, Commissioners, or the Controlling Shareholder, are not shareholders of the Company that could influence their ability to act independently, and are not Commissioners, Directors, or employees of companies that have affiliations or business relationships with the Company.

Product Committee Training

Training for Committee members who are part of the Board of Directors is presented in the subsection on Training and/or Competency Development of Members of the Board of Directors in the Corporate Governance chapter of this Annual Report.

Product Committee Duties, and Authority

The Product Committee is authorized and responsible for the following:

1. Discussing and determining product development, tariffs, and related procedures. The mechanism for formulating policies and procedures related to the Company's products refers to the authority regulated in the Board of Directors Decree concerning the Policy & Procedure Committee and the applicable implementing provisions.
2. Discussing, evaluating, and discontinuing products that are no longer appropriate.
3. Delegating authority to designated officials to decide and implement operational business matters.
4. Communicating and ensuring that all Committee determinations/decisions are implemented in accordance with the decisions to all relevant internal parties of the Company.

CREDIT POLICY COMMITTEE

The Financing Policy Committee was established to assist the President Director in carrying out the control function over the Bank's financing policies.

Financing Policy Committee Charter

The charter of the Financing Policy Committee refers to Board of Directors Decree No. 05/833-KEP/DIR concerning the Financing Policy Committee (Credit Policy Committee), which regulates, among others:

1. Committee Organizational Structure
2. Duties, Authorities, and Responsibilities of the Committee
3. Financing Policy Committee Rules of Conduct
4. Duties, Authorities, and Responsibilities of the Financing Policy Committee Working Group
5. Closing

This decision is effective as of the date of its stipulation, with effective implementation starting in 2026.

COMMITTEES OF THE BOARD OF DIRECTORS

Membership Structure of the Credit Policy Committee

Function	Executives
Chairman	President Director
Vice Chairman	1. Vice President Director 2. Risk Management Director
Secretary	Group Head Enterprise Risk Management *)
Permanent Member - Voting Member	1. President Director 2. Vice President Director 3. Risk Management Director 4. Wholesale Transaction Banking Director 5. Retail Banking Director 6. Sales & Distribution Director 7. Operations SEVP 8. Wholesale Risk/Retail & Consumer Risk SEVP 9. Consumer Product Solution SEVP
Permanent Member - Non Voting Member	Compliance & Human Capital Director / Group Head Compliance
Non Permanent – Voting Member	1. Director / SEVP Speaker 2. Director / SEVP related to the material
Contributing – Non Voting Member	1. Group Head/Equivalent Official of Speaker 2. Group Head/Equivalent Official related to material
Invitee	Internal Audit SEVP or Group Head Directorate Internal Audit who is present or Official of the Directorate Internal Audit as a permanent invitee without voting rights.

*) The Enterprise Risk Management Work Unit coordinates with the Human Capital Business Partner to add employees as PIC Secretary of the Financing Policy Committee

Credit Policy Committee Profiles

The profiles of the Committee members from both the Board of Directors and SEVPs are presented in the Company Profile chapter under the Profile of the Directors section and the Profile of Executives One Level Below the Board of Directors in this Annual Report.

Credit Policy Committee Independence

All Committee members have no affiliation with other Directors, Commissioners, or the Controlling Shareholder, are not shareholders of the Company that could influence their ability to act independently, and are not Commissioners, Directors, or employees of companies that have affiliations or business relationships with the Company.

Credit Policy Committee Training

Training for Committee members who are part of the Board of Directors is presented in the subsection on Training and/or Competency Development of Members of the Board of Directors in the Corporate Governance chapter of this Annual Report.

Credit Policy Committee Duties, and Authority

The Financing Policy Committee is authorized and responsible for:

1. Monitoring and evaluating developments, risk exposure limits, and the overall quality of the financing portfolio.
2. Supervising the implementation of the Financing Policy and formulating solutions in the event of obstacles or constraints in its implementation, as well as conducting periodic reviews of the Financing Policy and providing recommendations to the Board of Directors if changes or improvements are required.
3. Monitoring and evaluating the proper implementation of financing decision-making authority, the financing approval process, development, and the quality of financing provided to related parties of the Bank and certain large debtors.
4. Monitoring and evaluating the proper implementation of BMPD provisions, compliance with applicable laws and regulations and other regulations in the implementation of financing provision, as well as the resolution of non-performing financing

in accordance with the provisions stipulated in the Financing Policy.

5. Ensuring and evaluating the Bank's efforts to fulfill the adequacy of allowance for financing losses.

HUMAN CAPITAL COMMITTEE

The Human Capital Committee (HCC) is established to assist the Board of Directors in carrying out functions related to Human Capital management, development, and policies aligned with the Company's vision, mission, and strategy, as well as in handling employment-related cases.

Human Capital Committee Work Guidelines

The Human Capital Committee work guidelines refer to the Decree of the Board of Directors No. 05/831-KEP/DIR dated December 23, 2025 concerning the Human Capital Committee which regulates, among others:

1. Organizational Structure of the Committee
2. Duties, Authorities, and Responsibilities of the Committee
3. Human Capital Committee Rules of Conduct
4. Duties, Authorities, and Responsibilities of Human Capital Committee Working Group
5. Closing

Membership Structure of the Human Capital Committee

Function	Executives
Chairman	President Director
Vice Chairman	1. Vice President Director 2. Compliance & Human Capital Director
Secretary	Human Capital Strategy & Policy
Permanent Member - Voting Member	1. President Director 2. Vice President Director 3. Compliance & Human Capital Director 4. Finance & Strategy Director 5. Sales & Distribution Director 6. Risk Management Director
Non Permanent – Voting Member	1. Director / SEVP Speaker 2. Director / SEVP related to the material
Contributing – Non Voting Member	1. Group Head/Equivalent Official Pof Speaker 2. Group Head/Equivalwnt related to the material
Invitee	SEVP / Group Head Internal Audit

Human Capital Committee Profiles

The profiles of the Committee members from both the Board of Directors and SEVPs are presented in the Company Profile chapter under the Profile of the Directors section and the Profile of Executives One Level Below the Board of Directors in this Annual Report.

Human Capital Committee Independence

All Committee members have no affiliation with other Directors, Commissioners, or the Controlling Shareholder, are not shareholders of the Company that could influence their ability to act independently, and are not Commissioners, Directors, or employees of companies that have affiliations or business relationships with the Company.

Human Capital Committee Training

Training for Committee members who are part of the Board of Directors is presented in the subsection on Training and/or Competency Development of Members of the Board of Directors in the Corporate Governance chapter of this Annual Report.

COMMITTEES OF THE BOARD OF DIRECTORS

Human Capital Committee Duties and Responsibilities

The duties, authorities, and responsibilities of the Human Capital Committee are as follows:

1. Formulating Human Capital strategies and policies, including corporate culture as well as compensation and benefits.
2. Determining allocation of development budgets.
3. Discussing and recommending policies and establishing the Human Capital Management Operating System.
4. Determining strategic directions and policies for the Human Capital management operating system, including corporate culture and values.
5. Determining strategic direction for the Human Capital Information System Development.
6. Establishing and developing the organisational structure in line with the Bank's business needs.
7. Establishing individual performance management and rewards, talent and succession management, and employee relations.
8. Discussing and resolving strategic Human Capital management issues.

Meetings and Duties Implementation of the Human Capital Committee

During 2025, the Human Resources Committee carried out its duties, including:

1. Approved the 2025 Compensation and Benefits Policy, including the implementation of the Annual Salary Increment.
2. Approved the 2025 individual Performance Management and Rewards framework, including:
   a. The normal distribution of employee performance ratings.
   b. The performance evaluation of Senior Managers and Senior Executive Vice Presidents.
   c. The granting of performance-based incentives (bonuses) for 2025.
3. Approved updates to the Company's culture and core values.
4. Approved Talent and Succession Management initiatives, including:
   a. The Promotion Cycle policy and its implementation.
   b. Talent classification assessments for Senior Managers and Senior Executive Vice Presidents.
   c. The fulfilment and mobility of Senior Managers.
   d. The fulfilment and mobility of Senior Executive Vice Presidents.

ASSET AND LIABILITY COMMITTEE

The Asset and Liabilities Committee or Asset & Liabilities Committee (ALCO) was established to assist the Board of Directors in carrying out the control function through the determination of strategies related to the management of the Company's assets and liabilities.

Asset and Liabilities Committee Work Guidelines

The Board of Directors Decree of PT Bank Syariah Indonesia Tbk No. 05/828-KEP/DIR dated December 23, 2025 regulates, among others:

1. The Committee's organizational structure.
2. The Committee's duties, authorities, and responsibilities.
3. Asset & Liabilities Committee Rules of Conduct.
4. The duties, authorities, and responsibilities of the Asset & Liabilities Committee Working Group.

Membership Structure of Asset and Liability Committee

Function	Executives
Chairman	President Director
Vice Chairman	1. Vice President Director 2. Treasury & Internasional Banking Director
Secretary	Treasury & Global Market
Permanent Member - Voting Member	1. President Director 1. Vice President Director 2. Treasury & International Banking Director 3. Finance & Strategy Director 4. Risk Management Director/Wholesale Risk SEVP/Retail & Consumer Risk SEVP

COMMITTEES OF THE BOARD OF DIRECTORS

	5. Wholesale Transaction Banking Director 6. Retail Banking Director/Consumer Product Solution SEVP 7. Sales & Distribution Director / Funding & Transaction SEVP
Permanent Member - Non Voting Member	Compliance & Human Capital Director / Compliance Group Head
Non Permanent – Voting Member	1. Director / SEVP Speaker 2. Director / SEVP related to the material
Contributing – Non Voting Member	1. Group Head/Equivalent Official of Speaker 2. Group Head/Equivalent Official related to Material
Invitee	SEVP/Group Head Internal Audit

Asset and Liability Committee Profiles

The profiles of the Committee members from both the Board of Directors and SEVPs are presented in the Company Profile chapter under the Profile of the Directors section and the Profile of Executives One Level Below the Board of Directors in this Annual Report.

Asset and Liability Committee Independence

All Committee members have no affiliation with other Directors, Commissioners, or the Controlling Shareholder, are not shareholders of the Company that could influence their ability to act independently, and are not Commissioners, Directors, or employees of companies that have affiliations or business relationships with the Company.

Asset and Liability Committee Training

Training for Committee members who are part of the Board of Directors is presented in the subsection on Training and/or Competency Development of Members of the Board of Directors in the Corporate Governance chapter of this Annual Report.

Committee Duties and Authority

The Asset & Liabilities Committee is authorized and responsible for:

1. Establishing, developing, and reviewing asset & liability management strategies.
2. Reviewing deviations between realization and budget projections, the Bank Business Plan, and Asset & Liability Management strategies.
3. Conducting liquidity management, management of the impact of changes in benchmark rates, foreign exchange management, income and investment management, and pricing management.
4. Evaluating the Bank's asset & liability position in accordance with the objectives of managing profitability, liquidity risk, market risk, rate of return risk, investment risk, and exchange rate risk.
5. Reviewing funding and financing pricing strategies to ensure optimal margins, cost of fund efficiency, and a sound balance sheet structure.
6. Determining the Fund Transfer Pricing methodology.
7. Determining the methodology for calculating liquidity reserves and maintaining liquidity instruments in accordance with the Bank's needs and applicable regulations.
8. Proposing and evaluating the issuance of Sukuk or other sharia financial instruments required for the Bank's interests.
9. Determining the limit for the purchase of SBSN, Corporate Sukuk, Sukuk BI Banking and Trading Book, SUVBI Banking and Trading Book, and mutual funds under the Banking Book category within one year.
10. Conducting discussions on Asset & Liability Management under business-as-usual conditions as well as critical conditions, including subsidiaries/entities under the Company's control on a consolidated basis.

COMMITTEES OF THE BOARD OF DIRECTORS

Meetings and Duties Implementation of Asset and Liability Committee

Throughout 2025, the Asset and Liability Committee held a total of 12 (twelve) meetings. The meeting dates and agendas are presented below.

No.	Meeting	Date	Agenda
1	ALCO 1 2025	January 21, 2025	Funding Strategy 2025, a strategy to optimize financing margin income.
2	ALCO 2 2025	March 4, 2025	Proposed structure for the issuance of BSI sustainable sukuk phase II, COF Management Strategy.
3	ALCO 3 2025	March 21, 2025	Proposed Organizational Structure of the Business Command Center.
4	ALCO 4 2025	April 22, 2025	Funding Strategy, FTP Methodology.
5	ALCO 5 2025	June 5, 2025	Funding Strategy.
6	ALCO 6 2025	July 16, 2025	The use of Third-Party Funds (TPF) with special ratios, the use of financing with special prices.
7	ALCO 7 2025	August 12, 2025	Funding Strategy, Banking book investment policy update (USD).
8	ALCO 8 2025	September 9, 2025	Funding Strategy.
9	ALCO 9 2025	September 23, 2025	Funding Strategy, Financing Strategy, review of special price financing authority.
10	ALCO 10 2025	October 20, 2025	Monitoring of financing distribution, funding strategy, updating recovery plan.
11	ALCO 11 2025	November 17, 2025	Funding & Financing Strategy, Banking Book Investment Ceiling Policy Update
12	ALCO 12 2025	December 8, 2025	Funding and Financing Strategy

STEERING COMMITTEE CRISIS MANAGEMENT – BUSINESS CONTINUITY MANAGEMENT

The Steering Committee Crisis Management - Business Continuity Management was established to assist the President Director in decision-making, determining strategies, and setting policies for handling disaster impacts.

Steering Committee Crisis Management Work Guidelines

1. The Steering Committee Crisis Management Work Guidelines are based on the Board of Directors Decree No. 05/830-KEP/DIR dated December 23, 2025, which regulates:
2. The Steering Committee organizational structure.
3. The Steering Committee's duties, authorities, and responsibilities.
4. Steering Committee Rules of Conduct.
5. The duties, authorities, and responsibilities of the Steering Committee Working Group.
6. Closing provisions.

Membership Structure of Steering Committee Crisis Management – Business Continuity Management

Function	Executives
Function	**Officer**
Chairman	Vice President Director
Vice Chairman	Information Technology Director
Secretary	Business Continuity Management
Permanent Voting Member	1. Vice President Director 2. Information Technology Director 3. Sales & Distribution Director / Funding & Transaction SEVP 4. Compliance & Human Capital Director 5. Finance & Strategy Director 6. Risk Management Director / Wholesale Risk SEVP / Retail & Consumer Risk 7. Operations SEVP
Contributing Non Voting Member	1. Group Head / Equivalent Official Speaker 2. Group Head / Equivalent Official related to the material

Steering Committee Profiles
The profiles of the Committee members from both the Board of Directors and SEVPs are presented in the Company Profile chapter under the Profile of the Directors section and the Profile of Executives One Level Below the Board of Directors in this Annual Report.

Steering Committee Independence
All Committee members have no affiliation with other Directors, Commissioners, or the Controlling Shareholder, are not shareholders of the Company that could influence their ability to act independently, and are not Commissioners, Directors, or employees of companies that have affiliations or business relationships with the Company.

Steering Committee Training
Training for Committee members who are part of the Board of Directors is presented in the subsection on Training and/or Competency Development of Members of the Board of Directors in the Corporate Governance chapter of this Annual Report.

Steering Committee Duties and Responsibilities
1. Establishing prevention, response, and recovery strategies, as well as communication strategies for handling disaster impacts in the Bank.
2. Discussing and determining the Bank's operational strategy during disaster periods, including the activation of BCM, determination of Critical Work Units, work mechanisms for work units (WFH/WFO), operational working hours, and other matters required under emergency disaster conditions.
3. Discussing and resolving strategic issues, including alliances among work units and alliances with the parent company, in relation to disaster prevention and response within the Bank.
4. Discussing and determining temporary benefits and/or allowances for employees affected by disasters.
5. Delegating authority to designated officials to decide on and implement matters related to disaster prevention and emergency response.
6. Monitoring and evaluating the implementation of operational strategies approved by the Steering Committee.
7. Performing other duties that require handling by the Crisis Management Team (CMT).

The Steering Committee does not have the authority to act for and on behalf of the Company in entering into or signing agreements with third parties. Such actions must be carried out in accordance with the provisions of the Company's Articles of Association.

Committee Meetings and Duties Implementation
Throughout 2025, the Steering Committee Crisis Management has convened meetings, including discussions on:
1. The proposed timeline for the implementation of the Disaster Recovery Plan (DRP) for 2025.
2. Adjustments to the timeline and the Principles Guideline for the implementation of the 2025 DRP.
3. Update progress and strategy of DRP 2025.

CORPORATE SECRETARY

In a highly regulated sharia banking environment, the Corporate Secretary plays a strategic role in ensuring information disclosure, regulatory compliance, and governance practices that are aligned with prudential principles and Sharia principles. The Corporate Secretary serves as the central coordination function for corporate communications, connecting the Bank with shareholders, regulators, and other stakeholders, while safeguarding the Bank's reputation and credibility.

the Corporate Secretary provides advice and support to the Board of Directors and the Board of Commissioners in ensuring compliance with capital market and banking regulations, and acts as the official liaison between the Bank and regulators, investors, and other stakeholders in a transparent, accountable, and sustainable manner.

Legal References

As a public company and in compliance with Indonesia Stock Exchange Listing Regulation No. I-A and Financial Services Authority Regulation No. 35/POJK.04/2014, BSI has established the Corporate Secretary function, and appointed Wisnu Sunandar as Corporate Secretary pursuant to the Board of Directors' Decree No. 04/112-KEP/DIR dated March 20, 2024.

Corporate Secretary Profile



WISNU SUNANDAR
Corporate Secretary

Indonesian Citizen
Born in Jakarta, in 1978.
47 Years Old as of December 2025
Domiciled in Jakarta, Indonesia

Legal Basis of Appointment

Decree No. 04/112-KEP/DIR dated March 20, 2024

Educational Background

- Magister Management, Prasetiya Mulya Business School (2012-2014)
- Bachelor of Engineering, University of Indonesia (1997-2003)

Certification

Risk Management Level 4

Work Experience

- Regional CEO I Aceh PT Bank Syariah Indonesia, Tbk (2021-2024)
- Regional CEO II Medan PT Bank Syariah Indonesia, Tbk (2021)
- Regional CEO I Medan PT. Bank Syariah Mandiri (2020-2021)
- Regional CEO VII Banjarmasin PT Bank Syariah Mandiri (2018-2020)
- Area Manager Area Medan Ahmad Yani PT Bank Syariah Mandiri (2015-2018)
- Deputy Group Head Consumer Finance Group PT Bank Syariah Mandiri (2015)

Concurrent Positions

-

Affiliate Relationship

CORPORATE SECRETARY

Corporate Secretary Structure

As part of strengthening governance implementation and enhancing the effectiveness of corporate communication, the Corporate Secretary carries out its role by reporting directly to the President Director.

To ensure structured and comprehensive execution of its duties, the Corporate Secretary function is organised into six main areas of activity as follows:

1. The Bank's activities as a public company, including the implementation of corporate governance, particularly those related to capital market regulations.
2. Corporate Communication activities.
3. Secretariat activities.
4. Stakeholder Management activities.
5. Corporate Social Responsibility activities.
6. Bank Management activities.

To support these activities, the Corporate Secretary oversees several departments responsible for carrying out operational functions in accordance with their respective mandates. The Corporate Secretary continues to coordinate and directly supervise the execution of duties and responsibilities of each department to ensure effective implementation and alignment with the Company's policies

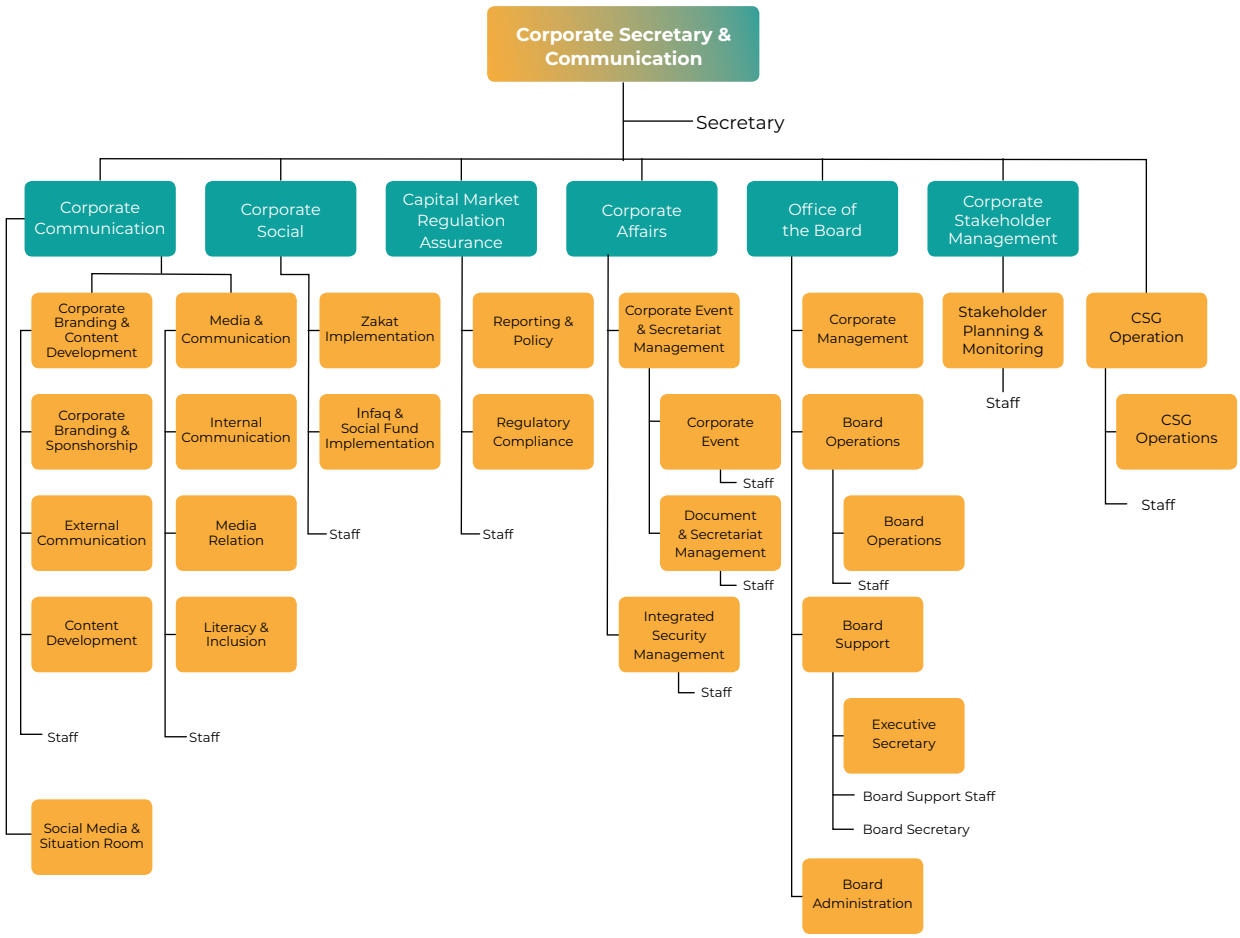

CORPORATE SECRETARY

Functions, Duties and Responsibilities of the Corporate Secretary

In carrying out its strategic role, the Corporate Secretary refers to the Corporate Secretary Policies and Standard Procedures as the primary guidelines for the execution of its functions and responsibilities. Accordingly, the duties and responsibilities of the Corporate Secretary include the following:

1. Compliance Governance
   a. Hosting the General Meeting of Shareholders.
   b. Ensuring effective functioning of the Board of Commissioners, the Board of Directors, Committees, the Sharia Supervisory Board, and the supporting units under them.
   c. Preparing the register of shareholders and the special register of members of the Board of Directors, the Board of Commissioners, and their families in relation to share ownership, business relationships, and other roles that may give rise to conflicts of interest.
   d. Attending and preparing the minutes of meetings of the Board of Directors and the Board of Commissioners.
   e. Providing input to the Bank's Board of Directors to ensure compliance with prevailing laws and regulations, including those relating to the Company, sharia securities, sharia banking shares, capital market and their implementing regulations.
   f. Directing the publication of transparency disclosures in accordance with banking and capital market regulatory provisions.
      - Submitting reports to regulators and the public, both periodic and incidental.
      - Safeguarding the Bank's correspondence by providing linguistic advice/reviews of the Bank's corporate documents.
      - Managing documents, particularly corporate documents, including the management of the central archive.
      - Maintaining and coordinating document management activities at the head office, regional offices, area/branch offices, and other outlets, and providing advice related to such document management.

2. Corporate Communications Governance
   a. Establishing communication strategies to enhance the Bank's positive reputation.
   b. Developing strategies for disseminating information to internal and external stakeholders, including communicating the Bank's programs and activities, as well as managing issues and crises through media coverage.
   c. Acting as a liaison between the Bank and external parties representing the public.
   d. Monitoring market developments and the Bank's external environment, particularly prevailing regulations in sharia banking and issues on sharia finance industry in general.
   e. Directing the development of effective and targeted marketing communication tools and media.
   f. Managing stakeholders and organizing activities aimed at information disclosure, such as public exposes.
   g. Establishing good relationships with mass media to foster public understanding of the Company and create a positive image and reputation.
   h. Conducting education, outreach, and literacy on sharia banking for the public.

9. Corporate Branding and Sustainable Finance
   a. Maintaining and enhancing the Bank's image through consistency and standardization in the implementation of the Bank's Corporate Identity.
   b. Preparing and coordinating the development of Sustainable Finance Action Plan (RAKB), RAKB Reports, and Sustainability Reports in line with the formats stipulated by regulators to build, maintain, and develop the Company's image.
   c. Communicating the RAKB to shareholders and across the Bank's organization.
   d. Preparing monitoring and review mechanisms for the implementation of sustainable finance programs to be reported periodically to the Board of Directors.
   e. Publishing sustainable finance activities or actions to enhance awareness and the Bank's positive image through various communication channels, including print, electronic media, video, and others.
   f. Maintaining and coordinating CSR activities to ensure alignment with the Bank's Corporate Planning programs as a form of social responsibility.

g. Implementing business-related RAKB programs.
h. Effectively managing corporate branding and RAKB processes and performance to deliver optimal contributions to positive stakeholders and shareholders perceptions, strengthen brand equity, and support increased awareness and the Bank's business growth.

Corporate Secretary Competence Improvement Program

To enhance competency and ensure up-to-date understanding of capital market developments, the Corporate Secretary attended various training programs, seminars, and workshops throughout 2025, as follows:

Types of Training and Competency Development Materials / Training	Time and Place of Implementation	Organizer
ESG Refreshment	Jakarta, February 27, 2025	Internal Bank
Risk Management Recertification Level 6	Jakarta, June 04, 2025	LSPKS
Top Executive Learning Program (TELP) Series I – Bullion Bank	Jakarta, June 13, 2025	Internal Bank
BCM Refreshment	Jakarta, July 01, 2025	Internal Bank
Essential Series APU PPT & PPSPM	Jakarta, July 21, 2025	Internal Bank
Essential Series Basic Risk Management	Jakarta, July 21, 2025	Internal Bank
Essential Series Basic Fiqh Muamalah	Jakarta, August 26, 2025	Internal Bank

Implementation of Duties of The Corporate Secretary In 2025

Throughout the 2025 financial year, the Corporate Secretary has carried out the functions and duties, the details of which are as follows:

1. Organized and documented the Annual General Meeting of Shareholders and Extraordinary General Meeting of Shareholders.
2. Held, attended and prepared minutes of Board of Directors meetings including joint meetings of the Board of Directors with the Board of Commissioners and the Sharia Supervisory Board.
3. Prepared information on the list of shareholders, a special list of members of the Board of Directors, Board of Commissioners, and their families in share ownership, business relationships, and other roles that may give rise to conflicts of interest.
4. Carried out the Bank's compliance function with respect to the capital market.
5. Disclosed information to the public in accordance with applicable laws and regulations.
6. Documented the Bank's legal data, including GMS deeds, amendments to the Articles of Association, deeds of changes in the composition of management, and other legal documents.
7. Administered and distributed all incoming letters addressed to BSI or the relevant Work Unit for follow-up.
8. Organized corporate events and/or participated in events held by third parties in the form of sponsorship.
9. Organized events with the media.
10. Issued a press release.
11. Held sharia financial education, literacy and inclusion activities.
12. Prepared a Sustainable Financial Action Plan for 2020 in accordance with OJK regulation No. 51 of 2017 which has been submitted to the OJK. Sustainable finance is related to business, which includes: products and services, governance, and capacity building. The priority business sectors are education, health and infrastructure (especially government programs).

Transparency of Report Submissions

Throughout 2025, the Corporate Secretary disseminated information to the public through various communication channels, including mass media, the Company's official website, Public Expose, the IDX Electronic Reporting Facility for Issuers, and OJK's Electronic Reporting System. During the same period,

CORPORATE SECRETARY

the Corporate Secretary also submitted periodic and incidental reports to regulators and government institutions, including OJK, IDX, LPS, the Ministry of Finance, and the Ministry of State-Owned Enterprises. The details of such reporting are as follows:

Periodic Reports

No.	Report Type	Destination	Report Period	Number
1	Annual Report	OJK, IDX, Ministry of Trade	Annually	1
2	Sustainability Report	OJK, IDX	Annually	1
3	Share Ownership Composition Report/ Securities Holder Registration Report	OJK, IDX	Monthly	12
4	Foreign Currency Debt Report	OJK, IDX	Monthly	2
5	Annual Rating/Rating Assessment Report	OJK, IDX, & Trustee	Annually	1
6	Payment Service Provider Management Report	Bank Indonesia	Annually	1
7	Sharia Securities List Report	IDX	Semester	2
8	Proof of Advertisement of Quarterly Financial Statements Report	OJK, IDX	Quarterly	4

Report List to Capital Market 2025

No.	Date of Submission	Letter Numbers	Address To	Reports
1	January 9, 2025	05/019-3/CSG	PT Bursa Efek Indonesia (BEI)	Monthly Securities Holder Registration Report as of 31 December 2024
2	January 9, 2025	05/020-3/CSG	OJK Capital Market	Report on Company Debt/Liabilities in Foreign Currency as of 31 December 2024
3	January 14, 2025	05/054-3/CSG	OJK Capital Market	Disclosure of OJK Approval on the Appointment of the Company's Sharia Supervisory Board
4	January 24, 2025	05/103-3/CSG	PT Bursa Efek Indonesia (BEI)	Confirmation of Single Corporate Group Criteria
5	January 31, 2025	05/123-3/CSG	OJK Capital Market	Submission of the Public Accountant and/ or Public Accounting Firm Audit Report on Annual Historical Financial Information
6	February 6, 2025	05/148-3/CSG	PT Bursa Efek Indonesia (BEI)	Monthly Securities Holder Registration Report as of 31 January 2025
7	February 6, 2025	05/149-3/CSG	OJK Capital Market	Report on Company Debt/Liabilities in Foreign Currency as of 31 January 2025
8	February 6, 2025	05/154-3/CSG	PT Bursa Efek Indonesia (BEI)	Submission of Advertising Evidence for Annual Financial Statement Information
9	February 6, 2025	05/156-3/CSG	PT Bursa Efek Indonesia (BEI)	Disclosure on the Fulfilment of Annual Public Expose Obligations
10	February 13, 2025	05/188-3/CSG	OJK Capital Market	Submission of Annual Sukuk Rating Results of PT Bank Syariah Indonesia Tbk
11	February 13, 2025	05/193-3/CSG	OJK Capital Market	Sharia Securities List Information Form
12	March 7, 2025	05/453-3/CSG	PT Bursa Efek Indonesia (BEI)	Monthly Securities Holder Registration Report as of 28 February 2025

CORPORATE SECRETARY

No.	Date of Submission	Letter Numbers	Address To	Reports
13	March 17, 2025	05/531-3/CSG	OJK Capital Market	Report on Share Ownership or Changes in Share Ownership of PT Bank Syariah Indonesia Tbk
14	March 24, 2025	05/660-3/DIR-CSG	OJK Capital Market	Submission of Agenda for the Annual General Meeting of Shareholders (AGMS) for Fiscal Year 2024 of PT Bank Syariah Indonesia Tbk
15	March 24, 2025	05/572-3/CSG	OJK Capital Market	Report on Share Ownership or Changes in Share Ownership of PT Bank Syariah Indonesia Tbk
16	March 25, 2025	05/575-3/CSG	OJK Capital Market	Disclosure of Material Information or Facts
17	March 26, 2025	05/588-3/CSG	OJK Capital Market	Resignation of a Member of the Board of Directors
18	April 9, 2025	05/614-3/CSG	OJK Capital Market	Notification of the Plan to Convene the Annual General Meeting of Shareholders
19	April 9, 2025	05/620-3/CSG	PT Bursa Efek Indonesia (BEI)	Submission of Advertising Evidence for AGMS Notification
20	April 10, 2025	05/613-3/CSG	PT Bursa Efek Indonesia (BEI)	Monthly Securities Holder Registration Report as of 31 March 2025
21	April 21, 2025	05/749-3/DIR-CSG	OJK Capital Market	Submission of Changes to the Agenda of the Annual General Meeting of Shareholders (AGMS) for Fiscal Year 2024 of PT Bank Syariah Indonesia Tbk
22	April 22, 2025	05/787-3/DIR-CSG	OJK Capital Market	Submission of the Annual Report, Sustainability Report, and Sustainability Sukuk Report of PT Bank Syariah Indonesia Tbk
23	April 24, 2025	05/686-3/CSG	OJK Capital Market	Notice of the Annual General Meeting of Shareholders
24	April 24, 2025	05/787--3/DIR-CSG	OJK Capital Market	Submission of Sustainability and ESG Reports
25	April 25, 2025	05/688-3/CSG	OJK Capital Market	Submission of Advertising Evidence for the AGMS Notice
26	April 30, 2025	05/797-3/DIR-CFA	PT Bursa Efek Indonesia (BEI)	Submission of Unaudited Interim Financial Statements
27	May 2, 2025	05/716-1/CSG	PT Bursa Efek Indonesia (BEI)	Submission of Advertising Evidence for Interim Financial Statement Information
30	May 9, 2025	05/736-3/CSG	PT Bursa Efek Indonesia (BEI)	Monthly Securities Holder Registration Report as of 30 April 2025
32	May 14, 2025	05/790-3/CSG	OJK Capital Market	Notice of the Annual General Meeting of Shareholders (Correction)
33	May 20, 2025	05/798-3/CSG	PT Bursa Efek Indonesia (BEI)	Summary of Minutes of the Annual General Meeting of Shareholders
34	May 20, 2025	05/799-3/CSG	PT Bursa Efek Indonesia (BEI)	Disclosure of Corporate Action – Cash Dividend – 20 May 2025
35	May 21, 2025	05/800-3/CSG	PT Bursa Efek Indonesia (BEI)	Submission of Advertising Evidence for AGMS Results
36	May 27, 2025	05/828-3/CSG	PT Bursa Efek Indonesia (BEI)	Report on Fund Readiness for the Repayment of Sustainability-Based Mudharabah Sukuk I Bank BSI Phase I Year 2024 Series A

CORPORATE SECRETARY

No.	Date of Submission	Letter Numbers	Address To	Reports
37	May 28, 2025	05/975-3/DIR-TGM	OJK Capital Market	Notification Letter on the Implementation of the Sustainability-Based Continuous Public Offering of Mudharabah Sukuk I Bank BSI Phase II Year 2025
38	June 3, 2025	05/872-3/CSG	OJK Capital Market	Submission of Advertising Evidence for the Summary of Additional Information on the Sustainability-Based Continuous Public Offering of Mudharabah Sukuk I Phase II Year 2025
40	June 5, 2025	05/906-3/CSG	PT Bursa Efek Indonesia (BEI)	Monthly Securities Holder Registration Report as of 31 May 2025
41	June 13, 2025	05/941-3/CSG	OJK Capital Market	Submission of Minutes of the Annual General Meeting of Shareholders of PT Bank Syariah Indonesia Tbk for Fiscal Year 2024
42	June 18, 2025	05/1186-3/DIR-TGM	OJK Capital Market	Cover Letter for Amendments and/or Additional Information on the Sustainability-Based Continuous Public Offering of Mudharabah Sukuk I Bank BSI Phase II Year 2025
43	June 18, 2025	05/982-3/CSG	OJK Capital Market	Submission of Advertising Evidence for Amendments and/or Additional Information on the Summary of Additional Information of the Sustainability-Based Continuous Public Offering of Mudharabah Sukuk I Phase II Year 2025
44	June 20, 2025	05/1232--3/DIR-CSG	OJK Capital Market	Changes in the Composition of the Audit Committee and the Remuneration & Nomination Committee
45	June 20, 2025	05/1232-3/DIR-CSG	OJK Capital Market	Changes in the Composition of the Audit Committee and the Remuneration & Nomination Committee
46	June 24, 2025	05/1013-3/CSG	OJK Capital Market	Redemption/Repayment of Principal of Sustainability-Based Mudharabah Sukuk I Bank BSI Phase I Year 2024 Series A
47	June 30, 2025	05/1318-3/DIR-CSG	OJK Capital Market	Report on the Evaluation Results of the Provision of Audit Services on the Annual Financial Information of PT Bank Syariah Indonesia Tbk for Fiscal Year 2024 by the Public Accountant and/or Public Accounting Firm
48	July 4, 2025	05/1056-3/CSG	PT Bursa Efek Indonesia (BEI)	Disclosure on the Process of Preparing the Financial Statements of PT Bank Syariah Indonesia Tbk as of 2 June 2025
49	July 7, 2025	05/1055-3/CSG	PT Bursa Efek Indonesia (BEI)	Monthly Securities Holder Registration Report as of 30 June 2025
50	July 14, 2025	05/1379-3/DIR-TGM	OJK Capital Market	Submission of Report on the Realisation of the Use of Proceeds from the Issuance of Sustainability-Based Mudharabah Sukuk I Bank Syariah Indonesia Phase II Year 2025
51	August 5, 2025	05/1215-3/CSG	PT Bursa Efek Indonesia (BEI)	Monthly Securities Holder Registration Report as of 31 July 2025
52	August 7, 2025	05/1294-3/CSG	OJK Capital Market	Disclosure of Material Information or Facts

CORPORATE SECRETARY

No.	Date of Submission	Letter Numbers	Address To	Reports
53	September 1, 2025	05/1400-3/CSG	OJK Capital Market	Information on the Appointment of the Head of the Internal Audit Unit
54	September 1, 2025	05/1408-3/CSG	OJK Capital Market	Disclosure of the Effective Appointment of the President Commissioner and President Director of the Company
55	September 10, 2025	05/1442-3/CSG	PT Bursa Efek Indonesia (BEI)	Monthly Securities Holder Registration Report as of 31 August 2025
56	September 19, 2025	05/1745-3/DIR-CFA	PT Bursa Efek Indonesia (BEI)	Submission of Audited Interim Financial Statements
57	September 22, 2025	05/1518-3/CSG	PT Bursa Efek Indonesia (BEI)	Advertising Evidence for Audited Interim Financial Statement as of 30 June 2025
58	October 8, 2025	05/1582-3/CSG	PT Bursa Efek Indonesia (BEI)	Monthly Securities Holder Registration Report as of 30 September 2025
59	October 8, 2025	05/1591-3/CSG	OJK Capital Market	Sharia Securities List Information Form (DES)
60	October 13, 2025	05/1615-3/CSG	OJK Capital Market	Disclosure of the Effective Appointment of a Director of the Company
62	October 29, 2025	05/1894-3/DIR-CFA	PT Bursa Efek Indonesia (BEI)	Submission of Financial Statements of PT Bank Syariah Indonesia Tbk as of 30 September 2025
63	October 30, 2025	05/1689-3/CSG	PT Bursa Efek Indonesia (BEI)	Submission of Advertising Evidence for Interim Financial Statement Information
64	November 5, 2025	05/1998-3/DIR-CSG	OJK Capital Market	Submission of Agenda for the Extraordinary General Meeting of Shareholders
65	November 6, 2025	05/1706-3/CSG	PT Bursa Efek Indonesia (BEI)	Monthly Securities Holder Registration Report as of 31 October 2025
66	November 13, 2025	05/1743-3/CSG	OJK Capital Market	Notification of the Plan to Convene the Extraordinary General Meeting of Shareholders
67	November 13, 2025	05/1748-3/CSG	PT Bursa Efek Indonesia (BEI)	Submission of Advertising Evidence for EGMS Notification
68	November 28, 2025	05/1827-3/CSG	OJK Capital Market	Notice of the Extraordinary General Meeting of Shareholders
69	December 1, 2025	05/1830-3/CSG	OJK Capital Market	Submission of Advertising Evidence for EGMS Notice
70	December 8, 2025	05/1865-3/CSG	PT Bursa Efek Indonesia (BEI)	Monthly Securities Holder Registration Report as of 30 November 2025
71	December 12, 2025	05/1930-3/CSG	OJK Capital Market	Disclosure of the Effective Appointment of Members of the Board of Commissioners and Board of Directors of the Company
72	December 17, 2025	05/1957-3/CSG	PT Bursa Efek Indonesia (BEI)	Clarification in Response to Stock Exchange Inquiry
73	December 24, 2025	05/1996-3/CSG	PT Bursa Efek Indonesia (BEI)	Summary of Minutes of the Extraordinary General Meeting of Shareholders
74	December 24, 2025	05/2000-3/CSG	OJK Sharia Banking Department	Report on the Appointment/Change of the Public Accountant and/or Public Accounting Firm for Audit Services on Annual Historical Financial Information
75	December 29, 2025	05/2008-3/CSG	PT Bursa Efek Indonesia (BEI)	Submission of Advertising Evidence for EGMS Results of BSI

CORPORATE SECRETARY

Press Release

Throughout 2025, BSI issued 264 press releases divided into corporate activities such as the BSI International Islamic Expo and Global Islamic Finance Summit, product and service innovation, CSR activities, education and literacy, ESG, and others.

BSI regularly communicated updates on the Bank's activities and initiatives through the issuance of press releases. The following is a list of press releases issued throughout 2025:

No.	Date	Release Title
1	January 2, 2025	Less Than One Month Since Launch, BSI Entrepreneur Talent Registrants Reach 1,300 Participants
2	January 3, 2025	Enhancing Inclusion & Service Optimization, BSI Builds BSI Bogor Building
3	January 3, 2025	Records 15 Million Transactions, BYOND Becomes BSI Breakthrough & Transformation
4	January 6, 2025	Through Implementation of Sharia Compliance, BSI Supports Government in Eradicating Online Gambling
5	January 7, 2025	BSI Fee-Based Income Grows 34% Year on Year
6	January 13, 2025	Becomes One of the Most Preferred Features, Ziswaf Transactions via BSI Mobile Banking Reach Rp12M in 2024
7	January 13, 2025	Supporting Sustainable Economy Through Provision of Clean Drinking Water, BSI Provides Water Station at Gasibu Field Bandung
8	January 14, 2025	BSI Urges Prospective Pilgrims to Prepare for Hajj Payment Settlement 1446 H
9	January 16, 2025	BSI Projects Hajj Savings to Reach Rp20 Trillion in 2025
10	January 16, 2025	Two Months After Launch, BYOND by BSI Reaches 3 Million Active Users
11	January 20, 2025	Strengthening Services for Prospective Pilgrims, 100,000 BSI Agents Ready to Serve Hajj Cost Payments
12	January 21, 2025	Consistently Supporting More Empowered MSMEs, BSI Allocates Rp17 Trillion Sharia KUR This Year
13	January 23, 2025	BSI Strengthens Strategic Role in Indonesia's Economic Transformation 2024
14	January 23, 2025	BSI ESG Rating Enters Top 4 Global Islamic Bank
15	January 24, 2025	Synergy with Ministry of Finance, BSI Strengthens State Cash Management Partnership
16	January 30, 2025	BSI & BSI Maslahat Promote Sustainable MSMEs Through Zakat Empowerment
17	January 31, 2025	Rising Trend, BSI Environmentally Friendly Vehicle Financing Grows 476%
18	February 3, 2025	BSI Prepares 471 Weekend Banking Branches Throughout February 2025
19	February 3, 2025	Gold Business Grows 78%, BSI Intensifies Gold Pawning & Gold Installments for Financial Solutions
20	February 3, 2025	Supporting ESG Implementation, BSI Launches Electric Operational Vehicle and Digital Carbon Tracking on 4th Anniversary
21	February 3, 2025	Promoting Agile & Innovative Spirit, BSI Strengthens Transformation & Presents Four Innovations on 4th Anniversary
22	February 5, 2025	4th Anniversary, BSI Wins 15 Infobank Satisfaction, Loyalty, and Engagement 2025 Awards
23	February 6, 2025	Focus on Digital Transformation and Innovation, BSI Records 22.83% Profit Growth
24	February 11, 2025	Profit Grows 22.83%, BSI Expands Benefits for Society Through Zakat Optimization Program
25	February 11, 2025	Young Generation Interested in Precious Metal Investment, BSI Gold Installment Business Surges 177% in 2024
26	February 12, 2025	BSI System Upgrade Completed, E-Channel Services Return to Normal
27	February 13, 2025	Successful ESG Sukuk Issuance, BSI Wins Alpha South East Asia Award

CORPORATE SECRETARY

No.	Date	Release Title
28	February 13, 2025	License Issued, BSI Ready to Operate Bullion Bank Business
29	February 14, 2025	BSI Collaborates with BPJH to Accelerate Halal Certification
30	February 17, 2025	BSI Continues to Support Aceh Provincial Government in Strengthening Sharia Economic Development
31	February 17, 2025	Spreading Sustainable Benefits, BSI Zakat Supports Improvement of Children's Education Quality
32	February 18, 2025	Bullion License Issued, BRIS Shares Increase 4.78% Monthly
33	February 19, 2025	Custodian Bank Assets Under Management Reach Rp115 Trillion, BSI Wins Best Islamic Custody Bank Award
34	February 20, 2025	Supporting Quality Education, BSI Builds School Facilities in North Kalimantan
35	February 20, 2025	BSI Strengthens ESG Implementation to Support Sustainable Business & Operations
36	February 21, 2025	Hajj Settlement Opened, BSI Prepared Optimal Services for 185 Thousand Prospective Hajj Pilgrims
37	February 24, 2025	BSI Continues to Strengthen DPK Quality Through Innovative and Inclusive Services
38	February 25, 2025	Gold Prices Shine Brighter, BSI Gold Installment Surges 174.32%
39	February 27, 2025	Officially Launched by President Prabowo, BSI Becomes the First Gold Bank in Indonesia
40	February 27, 2025	BSI Expands Remittance Services in South Korea
41	March 3, 2025	670 BSI Branches Ready to Provide Weekend Banking Services During Ramadan
42	March 3, 2025	BSI SUCOFINDO Building, Expanding the Islamic Banking Market
43	March 4, 2025	Focus on Implementing ESG, BSI Electric Vehicle Financing Surges 266%
44	March 10, 2025	BSI Becomes Gold Bank, Driving National Economic Growth
45	March 10, 2025	BSI Provides Food & Cleaning Supplies for Jabodetabek Flood Victims
46	March 10, 2025	Appreciation for Media Professionals, BSI Collaborates with the Forum of Editors Charity
47	March 10, 2025	BYONDFEST Ramadan, BSI's Commitment to Be a Social & Spiritual Companion for the Community
48	March 11, 2025	BSI Builds Modern Building in Tasikmalaya, Promotes Financial Inclusion and Islamic Economy
49	March 11, 2025	Driving Ramadan Economic Circulation, BSI Intensifies Promo & Cashback
50	March 12, 2025	BYOND by BSI Users Grow Rapidly Reaching 3.5 Million Users
51	March 13, 2025	Ahead of Eid Holiday, BSI Prepares Rp42.88 Trillion Cash
52	March 17, 2025	Performance Soars, BSI Expresses Gratitude Through Donations for 4,444 Orphans
53	March 17, 2025	50 Thousand Islamic Schools Become Customers, BSI Collaborates with JSIT to Expand Education Services
54	March 17, 2025	BSI & Ministry of PPN/Bappenas Collaborate to Develop the Islamic Economic Ecosystem
55	March 17, 2025	BSI Distributes Assistance to Islamic Boarding Schools and Orphans in Bukittinggi
56	March 18, 2025	BSI Together with UNDP & BAZNAS to Develop & Implement Green Zakat
57	March 20, 2025	BSI Introduces BEWIZE, Integrated Platform Solution for Wholesale Customers
58	March 20, 2025	BSI Intensifies Islamic Financial Literacy at Babuttaqwa Mosque Aceh
59	March 20, 2025	Marketing STO14 Investment Products, BSI Targets Rp1 Trillion Sales
60	March 21, 2025	Precious Metal Prices Continue to Rise, BSI: Gold Investment is the Right Step
61	March 24, 2025	Ahead of Eid al-Fitr, BSI Remittance Transactions Reach Rp1.5 Trillion
62	March 24, 2025	Hery Gunardi, Former BRI Director Who Successfully Built BSI

CORPORATE SECRETARY

No.	Date	Release Title
63	March 25, 2025	Performance Shines, Two Directors Trusted by BRI, BSI Optimistic Performance Remains Solid
64	March 26, 2025	Focus on Supporting Women Workers and Children's Education, BSI Provides Daycare Facilities Ahead of Eid
65	March 26, 2025	Consistently Driving Literacy & Financial Inclusion, OJK Awards BSI 3 GERAK Syariah Awards
66	April 8, 2025	BSI Reminds Customers to Beware of Social Engineering Fraud
67	April 8, 2025	492 BSI Branches Ready to Provide Weekend Banking Services During Eid al-Fitr
68	April 8, 2025	BSI Intensifies Islamic Banking Inclusion Through Promo & Cashback During Holiday Season
69	April 8, 2025	Expands Services to Remote Areas, BSI Targets 123 Thousand Agents by End of 2025
70	April 9, 2025	Business Segment Continues to Grow, BSI SME Financing Increases Double Digit
71	April 10, 2025	BSI Optimizes Market Ecosystem, Increasing Focus on Retail MSME Transactions
72	April 11, 2025	Gold Prices Surge, BSI Digital Gold Balance Increases 231%
73	April 15, 2025	BSI Supports the Advancement of the Cosmetic Industry, Collaborates with Natasha Group
74	April 16, 2025	BSI Acting President Director: Gold is an Investment Solution at This Time
75	April 17, 2025	Gold Prices Surge, BSI Gold Installment Products Increase 168%
76	April 17, 2025	100% of Prospective Hajj Pilgrims Pay BPIH, BSI Prepares Optimal Services During Hajj Season
77	April 21, 2025	Support for National Hajj Manasik Simultaneously Across Indonesia, BSI Distributes BSI Debit Mabrur Cards to Prospective Pilgrims
78	April 21, 2025	Enhancing Literacy & Islamic Banking Inclusion, BSI Supports Run for Humanity Bandung 2025
79	April 21, 2025	Supporting ESG Implementation, BSI Invites Modern Kartini to Preserve the Earth
80	April 23, 2025	Bank Syariah Indonesia Signs the UN Principles for Banking
81	April 23, 2025	Global Islamic Finance Summit (GIFS) 2025, BSI Contribution Strengthens Halal Ecosystem
82	April 24, 2025	BSI Successfully Sells Sukuk Ritel ST014, Oversubscribed 153%
83	April 29, 2025	Strengthening Penetration, BYOND by BSI Enlivens English League Fans Night
84	April 30, 2025	BSI Wealth Insight Present at GIFS 2025, Providing More for Priority Customers
85	April 30, 2025	GIFS 2025 Becomes Launch Platform for BSI MCI, Islamic Economic Indicator in Indonesia
86	April 30, 2025	Indonesia's Representative at UN ECOSOC Forum, BSI Optimistic Islamic Finance Will Grow Rapidly Globally
87	April 30, 2025	Driving Digital Innovation and Gold Business, BSI Q1 2025 Profit Grows Double Digit
88	May 2, 2025	BSI Emphasizes ESG Commitment, Prepares Special Facilities for Hajj Pilgrims
89	May 7, 2025	Strengthening Digital Transactions, BSI Accelerates EDC Machine Services in Indonesia
90	May 7, 2025	BSI Performance Grows Strong, BRIS Shares Increase 28.21%
91	May 8, 2025	BSI at GIFS 2025 & Performance Leap to Global Stage: Real Footprint of Islamic Banking for the Country
92	May 9, 2025	BSI Griya Business Shows Positive Growth, Drives Market Potential of Gen Z & Millennials
93	May 9, 2025	Consistently Supporting MSME Growth, BSI Entrepreneur Talent Wins Best Sustainability in Finance & Skills Recognition for MSMEs
94	May 14, 2025	Ready to Go Global, BSI Achieves International ISO 22301:2019 Certification
95	May 14, 2025	Enhancing Customer Services, BSI Operates 674 Weekend Banking Outlets

CORPORATE SECRETARY

No.	Date	Release Title
96	May 15, 2025	Contribution to National Economy, BSI Financing Grows 15.46% Since Merger
97	May 15, 2025	BSI Optimizes Riyal Exchange Services at 18 Hajj Embarkation Points
98	May 19, 2025	Annual GMS Held, BSI Sets Total Dividend of Rp1.05 Trillion and Appoints Anggoro Eko Cahyo as President Director
99	May 20, 2025	BSI MSME Center, Strategic Partner for MSME Business Growth
100	May 21, 2025	Accelerating Business Growth, BYOND Mobility Available Across Indonesia
101	May 21, 2025	Bank Syariah Indonesia Distributed Dividends of Rp1.05 Trillion on June 19, 2025
102	May 22, 2025	Won 4 Awards from Euromoney, BSI ESG & Wealth Management Recognized Globally
103	May 26, 2025	BYOND Facilitates Qurban Worship, BSI Collaborates with 17 LAZNAS
104	May 28, 2025	Supporting Regional Economic Independence, BSI Inaugurates 2 Fisheries Cluster Villages in Makassar
105	May 28, 2025	Supporting Digital Transformation of Zakat Management Organizations, Ziswaf Funds at BSI Reach Rp2.03 Trillion
106	June 2, 2025	BSI Intensifies Young Hajj Literacy through Gold Installment and Hajj Savings
107	June 4, 2025	BSI Again Holds BSI International Expo 2025, Raising the Theme “Engaging Indonesia in the Global Halal Industry”
108	June 10, 2025	Distribution of BSI Qurban Animals Reached 15,272 Heads during Eid al-Adha 1446 Hijri
109	June 11, 2025	Expanded Services in 13 Countries, BSI Remittance Transactions Increased 15%
110	June 11, 2025	Reached 12.2 Million Transactions, BSI Agents Become a Pillar of Branchless Sharia Services
111	June 13, 2025	BSI Boosts Payroll Penetration, Strengthening Low-Cost Fund Foundation
112	June 17, 2025	BSI Entrepreneur Talent Entered Bootcamp Phase
113	June 18, 2025	BSI Supports Halal Lifestyle through BSI International Expo 2025
114	June 19, 2025	50 Hajj and Umrah Travel and Halal Tourism Providers Present at BSI International Expo 2025
115	June 20, 2025	BSI International Expo 2025 Facilitates Hundreds of Food and Beverage MSMEs in the Halal Ecosystem
116	June 23, 2025	Maher Zain Performed Inclusively at BSI International Expo 2025, A Performance for BSI’s Sharia Community
117	June 25, 2025	Momentum for Acceleration of Islamic Ecosystem & Bullion Bank Services through BSI International Expo 2025
118	June 25, 2025	Focus on Supporting Halal Industry, BSI Islamic Ecosystem Managed Funds Reach Rp13 Trillion, Growing 12.81%
119	June 25, 2025	Buy to Installment Gold, BSI Presents Complete Gold Services at BSI International Expo 2025
120	June 30, 2025	Danantara Indonesia: “BSI International Expo 2025 as a Milestone Toward Indonesia as Global Halal Ecosystem Leader”
121	June 30, 2025	BSI Relaunched BSI Scholarship Program 2025 to Create Characterized Young Leaders
122	June 30, 2025	BSI Launched Islamic Endowment Fund by BSI, Strengthening an Inclusive and Sustainable Islamic Ecosystem
123	June 30, 2025	Reaffirming Commitment to Sustainable Finance, BSI Launches Green Card, Education Scholarships, and Officially Joins UNEP FI
124	June 30, 2025	BSI Entrepreneur Talent Champion 2024–2025 Drives Green Innovation and MSME Sustainability
125	June 30, 2025	BSI International Expo 2025 Recorded Rp2.66 Trillion Transactions and 60 Thousand Visitors
126	June 30, 2025	Launch of BSI OTO via BYOND, Buying a Car Now Becomes Easier

CORPORATE SECRETARY

No.	Date	Release Title
127	June 30, 2025	Presenting Digital Solutions for MSMEs and Corporations, BSI Collaborates with Zahir International
128	July 2, 2025	Issued Sustainability Sukuk Rp5 Trillion, BSI Drives Sustainable Financing
129	July 3, 2025	BSI Collaborates with GAHC, Facilitating Halal Certification in Australia for Indonesian MSMEs
130	July 7, 2025	BSI and Mekari Collaborate to Realize an Efficient and Integrated Digital Sharia Financial Ecosystem
131	July 8, 2025	New Innovation, Public Can Purchase Umrah Travel Packages through BYOND Superapps
132	July 9, 2025	BSI Helps MSME Customers Export Coffee to the Middle East
133	July 10, 2025	BSI Gold Installment and Pawn Financing Soared 92.52%
134	July 14, 2025	Facilitating Access to Capital Market Services, BSI Sharia RDN Increased 26%
135	July 15, 2025	BSI and UI Collaborate to Provide Sharia Financial Literacy to Melbourne University Students
136	July 18, 2025	Strengthening Communication Sector, BSI and Telkom Akses Establish Strategic Partnership
137	July 21, 2025	Supporting Red and White Village/Subdistrict Cooperatives, BSI Prepares Assistance
138	July 21, 2025	Story of MSME CV Hasanah Abadi Jaya Becoming Bankable through BSI Coaching and Assistance
139	July 24, 2025	BSI Provides Sharia Financing for Indomaret Franchisees, Retail Business Becomes Easier
140	July 24, 2025	Collaborating with Kuliner.id, BSI Drives Digital Services for Halal Food & Beverage MSMEs
141	July 25, 2025	BSI Supports Green Investment as a Strategy Toward Demographic Bonus & National Energy Transition
142	July 28, 2025	Collaboration with BP Tapera and PERSIS, BSI Accelerates Distribution of Subsidized Mortgage (KPR) FLPP Scheme
143	July 28, 2025	BSI Reaffirms Global Commitment to ESG and Sustainable Finance
144	July 28, 2025	BSI Becomes Main Sponsor of Financial Services League 2025, Strengthening Synergy and Sports Development in Financial Industry
145	July 28, 2025	Driving Sharia Financial Penetration, This Year BSI Strengthens KEJAR Literacy in 100 Schools in Jakarta
146	August 5, 2025	BSI Optimizes Islamic Social Finance Innovation Amid Global Economic Challenges
147	August 6, 2025	Strengthening Cash Waqf Synergy Commitment, BSI Wins BWI Strategic Partner Award 2025
148	August 7, 2025	Bullion Bank Business Continues to Grow, Gold Purchases at BSI Increased 441% YoY
149	August 8, 2025	Full Support for Government Program, BSI Presents Gold Savings Guarantee
150	August 11, 2025	BSI Supports Strengthening Green Financing Synergy, Driving Sustainable Economic Development
151	August 12, 2025	BSI Strengthens Its Role in the Education Sector Through Synergy with Kemendikdasmen
152	August 14, 2025	Encouraging Low-Cost Funds Growth, BSI Launches Prize-Based Hajj Savings Program
153	August 14, 2025	More Than 16 Thousand Students Enthusiastically Register for BSI Scholarship 2025
154	August 17, 2025	BSI Presents Mobile Prayer Facility at HUT RI People's Festival Location
155	August 17, 2025	BSI Expands Remittance Services to Qatar, Facilitating Indonesian Citizens' Access to Sharia Finance

CORPORATE SECRETARY

No.	Date	Release Title
156	August 19, 2025	Facilitating Access to Sharia Services, BSI Gallery Available in Offices and Shopping Centers
157	August 19, 2025	Dozens of MSME Tenants Fostered by BSI Enliven the 80th Independence Day People's Festival
158	August 19, 2025	Celebrating the 80th Independence Day of the Republic of Indonesia, BSI Offers Attractive Promotions
159	August 22, 2025	BSI Bullion Business Reaches 1 Ton of Gold
160	August 22, 2025	PT Bank Syariah Indonesia Tbk Appreciates Bank Indonesia's Policy to Reduce BI Rate by 2025 Bps to 5% at the Recent RDG
161	August 22, 2025	BSI Supports Indonesia's Progress Through Strengthening Sharia Economy
162	August 25, 2025	Fixed Installment Scheme Facilitates Customers, BSI Consumer Financing Trend Positive
163	August 26, 2025	Consistently Improving One Student One Account (KEJAR), BSI Wins 3 OJK Literacy Awards
164	August 28, 2025	BSI Launches Green Zakat Framework to Optimize Indonesia's Zakat Potential of Rp327 Trillion
165	August 29, 2025	Supporting Halal Tourism, BSI Offers Promotions at Saudia Travel Fair 2025
166	September 1, 2025	BSI Encourages Sustainable Education Through Rumah Qur'an BSI Program
167	September 2, 2025	Encouraging Indonesia's Halal Industry Advancement, BSI Facilitates Booking Seat Travel Umrah Financing
168	September 3, 2025	Facilitating Public Access, BSI Agents Ready to Serve BPJS Employment Registration
169	September 4, 2025	Gold Prices Surge, Public Demand for BSI Gold Installment Increases
170	September 8, 2025	Bank Syariah Indonesia Presents 345 Weekend Banking Outlets During September 2025
171	September 8, 2025	Green Economic Movement, BSI, PLN, and Masjid Raya Bintaro Jaya Present SPKLU and RVM
172	September 9, 2025	Focus on People's Economic Empowerment, MSME Customers Fostered by BSI Increase by 9%
173	September 10, 2025	Gold Business Growth Drives Fee-Based Income, BSI Increases 34%
174	September 11, 2025	Solid Gold Business Fundamentals Drive BRIS Shares Up 6.40%*
175	September 12, 2025	Consistently Supporting Green Economy, BSI Green Financing Increases 14.50%
176	September 15, 2025	Disbursing Rp65.5 Billion, BSI Facilitates Outstanding Regional Students to Enter Top Indonesian Universities
177	September 15, 2025	More Comfortable Hajj Preparation, Open BSI Savings Account with Only Rp100 Thousand
178	September 18, 2025	Simultaneous Auction Festival September 12 – November 12, BSI Prepares 2000 Assets with Competitive Prices
179	September 19, 2025	Solid and Above-Industry Average Growth Performance, BSI Wins Best Performance Sharia Bank 2025
180	September 19, 2025	Rising Gold Prices Have Positive Impact on BSI Customers
181	September 23, 2025	Antam Gold Prices Surge, BSI Offers BSI Gold at Rp2,154,600/Gram
182	September 23, 2025	Gold and Hajj Business Drive Solid Performance, BSI Records Rp3.7 Trillion Profit*
183	September 23, 2025	BSI, BSI Maslahat, and Global Spirit of Ummah Collaborate to Develop Cash Waqf Through CWLD
184	September 25, 2025	BSI and KAGAMA Launch Waqf Deposit, Endowment Fund Initiative for Renovation of Singgah Houses
185	September 25, 2025	Elected as Chairman of Asbisindo, Anggoro Eko Cahyo Prepares Five Strategies to Strengthen Sharia Economy

CORPORATE SECRETARY

No.	Date	Release Title
186	September 29, 2025	Supporting the 3 Million Houses Program, BSI Participates in Mass Mortgage Signing for KPR Sejahtera FLPP Attended by the President
187	September 30, 2025	BSI Assists Evacuation of Islamic Boarding School Disaster in East Java
188	October 2, 2025	BSI Expands Job Opportunities Through BiBiT Internship
189	October 2, 2025	BSI Leads Islamic Banking Facing New ESG Era and Global Standards IFRS S1 & S2
190	October 6, 2025	BSI, Sahabat Finansial Umat, Strengthens Synergy of Goodness with Wahdah Islamiyah
191	October 6, 2025	BSI Supports Halal Tourism Through MotoGP Mandalika 2025
192	October 6, 2025	Ready to Become Global Player, BSI Expands Inclusion Through Digital Innovation
193	October 7, 2025	BSI Offers Cashback Promotions Up to Gold at ISEF 2025, Mark the Date!
194	October 8, 2025	Improve Literacy, BSI Collaborates with MUI to Prepare Sharia Financial Preachers
195	October 8, 2025	Gold Rises, Buy Gold at BSI Now!
196	October 9, 2025	Through Financial Innovation, BSI Transforms Productive Waqf Movement
197	October 13, 2025	Financial Services League BSI 2025 Officially Closed, Bank Indonesia Wins Division 1
198	October 13, 2025	BSI Strengthens Industry Synergy Through Signing of PLNS, SiPA, and Mini MRA–Repo Sharia at ISEF 2025
199	October 13, 2025	BSI Collaborates with Mandiri Manajemen Investasi to Strengthen Sharia Capital Market, Launches Maslahat Mutual Fund
200	October 13, 2025	BSI Realizes Spirit of Social and Spiritual Care Through Run for Humanity, Trail Run Sentul
201	October 13, 2025	BSI Commits to Strengthening Digital Penetration in the Islamic Boarding School Ecosystem
202	October 14, 2025	Consistently Promoting Sharia Literacy, BSI Receives Award from Bank Indonesia
203	October 14, 2025	Strengthening Sharia Financial Penetration, BSI Custodian Business Grows 34%
204	October 15, 2025	Focus on People's Economy, BSI MSME Financing Increases 9.01%
205	October 17, 2025	BSI Wins Social Pillar Award at ESG Now Awards 2025 Through Implementation of Green Zakat Desa BSI
206	October 17, 2025	BSI Receives Mandaya Award 2025 for Dedication and Contribution to Community Empowerment
207	October 20, 2025	BSI Collaborates with 164 Muhammadiyah Universities to Strengthen Digitalization of the Islamic Education Ecosystem
208	October 20, 2025	BSI Mortgage Expansion Reaches Rp1 Trillion per Month, Gen Z and Millennials Become Primary Targets
209	October 21, 2025	Strengthening ESG Commitment, BSI Partners with GGGI to Accelerate Sustainable Financial Ecosystem Development
210	October 22, 2025	National Santri Day Event, BSI and PPATK Provide Cybercrime Education
211	October 22, 2025	BSI Participates in the Signing of Mass KUR Financing Agreements for 800,000 MSME Entrepreneurs
212	October 28, 2025	Healthcare Ecosystem Synergy, BSI Donates Blood Donation Vehicle to RSUP Dr. Kariadi Semarang
213	October 28, 2025	BSI Prepares Five Strategies to Upgrade MSMEs
214	October 30, 2025	BSI Continues to Educate Young People on Gold Ownership Through Digital Applications
215	October 30, 2025	One Year of the Prabowo Administration, BSI Achieves Growth Above Industry Performance
216	October 31, 2025	Strengthening Synergy, BSI Supports "BRIMOB Beraji" Program Through Education and Hajj Savings Services

CORPORATE SECRETARY

No.	Date	Release Title
217	November 3, 2025	Green Financing Increases, Supporting Solid BSI Performance
218	November 3, 2025	Business Growth Above Industry, BSI Implements Four Strategies to Strengthen Risk Management
219	November 4, 2025	Green Financing Increases, Supporting Solid BSI Performance
220	November 5, 2025	BSI Strengthens Sharia Financial Penetration in East Java
221	November 6, 2025	IT System Improvements Drive Stronger BSI Performance
222	November 10, 2025	Maher Zain and Harris J Ready to Rock Three Major Indonesian Cities in “BSI Maher Zain Live in Concert: Indonesia Tour 2025”
223	November 11, 2025	Collaborating with Local Governments, BSI Provides Hajj Planning Education
224	November 12, 2025	BSI Obtains Gold Savings Service License
225	November 14, 2025	BSI Optimizes ZISWAF for 300,000 Indonesians
226	November 17, 2025	BSI Supports Digital Transformation of Muhammadiyah Central Leadership Through Muhammadiyah Aisyiyah Super Apps (MASA)
227	November 17, 2025	Year-End Promotion, BSI Offers Deals at Visit Saudi Travel Fair 2025
228	November 19, 2025	South Sumatra Governor Inaugurates BSI Pavilion Palembang, Strengthening Sharia Services in Sumatra Region
229	November 20, 2025	BSI Priority Holds Wealth Insight Roadshow: Golden Step into the Future to Expand Literacy and Gold Business Inclusion in Five Cities
230	November 20, 2025	Official Partnership, BSI Launches “Griya Hakim” Program for Indonesian Judges Association Members
231	November 21, 2025	BSI Supports Digitalization Collaboration of Hajj Services with the Ministry of Hajj
232	November 24, 2025	BSI Ready to Produce Professional Talent Through National Internship Program
233	November 24, 2025	BSI Strengthens Youth Financial Literacy on Gold Ownership Through Sports Events
234	November 25, 2025	Supporting MBG Program, BSI Provides Financing for Development of Wahdah Islamiyah SPPG Kitchen
235	November 28, 2025	Facilitating Phase I Hajj Payment Settlement, BSI Optimizes E-Channel Services
236	December 1, 2025	BSI Provides Emergency Response Assistance to Aceh Communities and Accelerates Service Recovery
237.	December 2, 2025	Directly Leading the Distribution of Aid, BSI President Director Sends Additional Assistance for Communities in Aceh
238.	December 3, 2025	Branch Services Gradually Return to Normal, 72% of BSI Regional Aceh Already Operational
239.	December 3, 2025	Commemorating International Day of Persons with Disabilities, BSI Enhances Disability-Friendly Services
240.	December 4, 2025	BSI Sharia Economic Outlook 2026: Indonesia in 2026 Projected to be Resilient, Bold, and Promising
241.	December 4, 2025	BSI Offers Promotions for Booking and Paying for Flight and Train Tickets via BYOND
242.	December 8, 2025	BSI Synergizes with Pertamina Patra Niaga in Disaster Response, Ensuring Banking Services in Aceh Continue to Operate
243.	December 8, 2025	Inaugurating the BSI Tasikmalaya Building, BSI Ready to Drive the Penetration of Islamic Financial Markets in West Java
244.	December 8, 2025	BSI MSME Center Becomes a Business Hub, Driving Double-Digit Acceleration in Digital Activation
245.	December 8, 2025	Partnering with Muhammadiyah, BSI Accelerates Aid Distribution for Disaster Victims in Aceh
246.	December 8, 2025	91% of BSI Regional Aceh Operating on a Limited Basis, While Medan and West Sumatra Regions Operate 100% Normally
247.	December 8, 2025	BSI Plants 15,000 Trees to Support Sustainable Finance through the One Home One Tree Program

CORPORATE SECRETARY

No.	Date	Release Title
248.	December 9, 2025	BSI Together with Polda Metro Jaya Confirms There Is No Disbursement of SAL Grant Funds from the Bank
249.	December 10, 2025	MRT Lebak Bulus Station Officially Renamed Lebak Bulus–Bank Syariah Indonesia Station
250.	December 11, 2025	BSI Targets the Addition of 1,000 Pesantren Partnerships by the End of the Year
251.	December 12, 2025	BSI and BSI Maslahat Have Distributed 78.7 Tons of Aid for Disaster Survivors in Sumatra
252.	December 15, 2025	Successfully Driving BSI's Digital Transformation, Anggoro Eko Cahyo Named Sharia Banking Transformation Leader of the Year
253.	December 15, 2025	Golden Steps of Care for Sumatra, BSI Introduces Promotion to Purchase Gold While Donating
254.	December 16, 2025	Ahead of Year-End, BSI Prepares Cash of Rp15.49 trillion
255.	December 18, 2025	Supporting Aceh's Economic Recovery, BSI Prepares Financing Restructuring
256.	December 18, 2025	25 Clean Water Tankers Donated by BSI Depart for Aceh
257.	December 19, 2025	59% of Prospective Hajj Pilgrims Have Settled BIPIH Payments through BSI
258.	December 19, 2025	Logistics Assistance Reaches 125 Tons, 100 Additional BSI Volunteers Dispatched to Aceh to Support Post-Disaster Recovery
259.	December 22, 2025	BSI Participates in the Mass Signing of 50,000 FLPP Mortgage Units Attended by President Prabowo
260.	December 24, 2025	Supporting Financing, BSI Supports the Free Nutritious Meals Program
261.	December 24, 2025	Post-Disaster, 98% of BSI Agent Network in Aceh Has Recovered and Resumed Operations to Serve the Community
262.	December 24, 2025	Solid Performance Growth, BSI Expands Services through the Banten Area Office and KCP Tangerang City
263.	December 24, 2025	During the Nataru Holiday Period, 348 BSI Branches Ready to Serve Customers
264.	December 30, 2025	Services Fully Restored, BSI Ensures Operations and Customer Transactions in Aceh Return to Normal

Corporate Website

In order to enhance transparency and access to information for shareholders and stakeholders, the Company provides an official website as a means of delivering current and up-to-date information. The management of the website has referred to POJK No. 8/POJK.04/2015 concerning the Website of Issuers or Public Companies, which requires the provision of information in an open, accurate, and easily accessible manner to the public.

Through the website, the Company presents information in Bahasa Indonesia and English, covering general corporate information, investor information, corporate governance, and corporate social responsibility. In addition, information related to products, services, promotions, and the Company's activities is also provided periodically to meet the information needs of stakeholders.

The Company also utilizes social media as a digital communication channel to disseminate information on products and services, as well as a medium for interaction and response to customer needs.

Education, Literacy, Inclusion, and Consumer Protection

As a financial services institution (LJK), BSI carries out activities to improve financial literacy and inclusion for consumers/the public as mandated by POJK No. 3 of 2023 concerning the Enhancement of Financial Literacy and Inclusion in the Financial Services Sector for Consumers and the Public. The planning of educational activities has been submitted together with the submission of the Bank Business Plan or RKAP.

In 2026, the Bank carried out educational activities both offline and by utilizing digital education through the Company's social media channels. Included in these educational activities is consumer protection from scam crimes, fraud, and others in the form of videos, offline meetings, and others. A total of 472 offline activities and 859 online activities were conducted, with total participants/viewers reaching 17.3 million. Education, literacy, and inclusion activities targeted 10 groups in accordance with the OJK mandate, including women, fishermen, farmers, students, persons with disabilities, MSMEs, migrant workers, employees, communities, and 3T communities (frontier, outermost, and disadvantaged areas).

INVESTOR RELATIONS

The Investor Relations (IR) function at BSI serves as a strategic interface between the Bank and the capital market community by providing comprehensive, accurate, and timely information to investors, shareholders, analysts, and other market participants. Through structured communication, IR supports a clear understanding of BSI's financial performance, business strategy, and long-term prospects, thereby fostering an objective and credible market perception.

In supporting the implementation of Good Corporate Governance, BSI's IR ensures transparency through various communication channels, including meetings with investors and analysts, public exposes, strategic presentations, publication of reports, and participation in capital market forums and conferences. This consistent and responsive communication approach strengthens market confidence and reinforces BSI's position as a transparent, resilient Islamic bank committed to sustainable value creation.

Investor Relations Group Head Profile



RIZKY BUDINANDA
Investor Relation Group Head

Indonesian Citizen
Born in Cirebon, in 1977.
48 Years Old as of December 2025
Domiciled in DKI Jakarta, Indonesia

Legal Basis of Appointment
Decree No. 02/01067-SKPT/ HC-BSI

Educational Background
- Bachelor of Banking and International Finance, Flinders University of South Australia (2000)
- Master of Applied Finance, Monash University Australia (2001)

Certification
Risk Management Certification Body – 6 Qualification in Risk Management

Work Experience
- Group Head Investor Relation – PT Bank Syariah Indonesia Tbk (2022-sekarang)
- Senior Vice President Financial Institution Group & Public Sector – HSBC (2013- 2022)
- Head of Execution, Corporate & Invesment Banking – PT Bank DBS Indonesia (2009-2012)
- Assistant Vice President, Execution, Corporate Banking – PT Bank DBS Indonesia (2007-2009)
- Investment Banking, PT Mandiri Sekuritas (2003-2007)

INVESTOR RELATIONS CONTACT

The contacts for PT Bank Syariah Indonesia Tbk Investor Relations are as follows:

Investor Relations
Gedung The Tower
Jl. Gatot Subroto No. 27
Kelurahan Karet Semanggi, Kecamatan Setiabudi,
Jakarta Selatan 12930
Email: investor-relations@bankbsi.co.id
Website: ir.bankbsi.co.id

INVESTOR RELATIONS

Investor Relations Duties and Responsibilities

The following are duties and responsibilities of Investor Relations:

1. Maintaining relationships with regulators, shareholders, and capital market participants, including fund managers, buy-side and sell-side analysts, stockbrokers, insurance companies, rating agencies, and other stakeholders, to preserve trust and enhance the Company's value in the capital market.
2. Developing communication and information strategies that create positive awareness among shareholders regarding the Company's financial position and business prospects, with the objective of establishing strong financial relationships between the Company and its shareholders.
3. Proactively communicating the Company's strategy and performance to support the formation of long-term share valuation through various communication activities, such as Quarterly Earnings Calls/Analyst Meetings, one-on-one meetings, Annual Public Exposes, investor conferences, roadshows and non-deal roadshows, as well as other communication activities, both domestically and internationally.
4. Fulfilling the obligation to provide accurate and reliable information to investors and other relevant parties, in order to strengthen the perception of the Company as a reputable, credible, and attractive publicly listed company.
5. Conducting analysis of market conditions and share price movements and reporting the results to Management to provide updates on the Company's current valuation.
6. Ensuring compliance with all capital market regulations, including but not limited to reporting requirements and the provision of data and information required by investors, regulators, and other stakeholders.
7. Enhancing capital market literacy and understanding among all Company employees through knowledge-sharing sessions by inviting speakers with relevant expertise.

Investor Relations Activities in 2025

The following is detailed list of Investor Relations activities in 2025:

No.	Activities	Total	Description	Location
1.	Quarterly Earnings Call	4	Presentation regarding the Company's performance results delivered periodically to institutional investors.	Jakarta
2.	Investor Conference	20	Presentation on the Company and its management in designing and implementing the Company's strategies, conducted through conference events involving securities institutions, institutional investors, and potential investors both in Indonesia and abroad.	Kuala Lumpur, Bangkok, Jakarta, Singapore, Taipei, Hong Kong, London, Dubai
3.	Non-Deal Roadshow	7	Communication activities to existing investors regarding the Company's performance conducted through roadshows both domestically and internationally.	New York, Boston, Chicago, San Francisco, Paris, Frankfurt, London
4.	Institutional Investor Meeting	362	Presentation on the Company's strategies conducted through one-on-one meetings or online meetings with existing investors and prospective investors.	Jakarta
5.	Collaboration Event with Securities Companies	1	Collaboration with securities companies aimed at providing an update on the Company's performance, primarily for retail investors.	Jakarta

INVESTOR RELATIONS

Investor Relations Training in 2025

Several training programs attended by the Investor Relations team in 2025 included:

No.	Type of Trainings	Date and Venue	Organizers
1	Refreshment BCM	10 January 2025 to 01 July 2025 / Online	BCM
2	Refreshment ESG	27 February 2025 to 28 November 2025 / Online	LPPI
3	Essential Series Basic IT Security	3 March 2025 to 30 Juni 2025 / Online	BSI Corporate University
4	Essential Series Basic Data Protection	3 March 2025 to 30 Juni 2025 / Online	BSI Corporate University
5	KSF Beyond Cryptocurrency	24 April 2025/ Jakarta	BSI Corporate University
6	Telp Seri 1 - Bullion Bank	13 June 2025 / Jakarta	BSI Corporate University
7	Essential Series APUPPT & PPSPM	21 July 2025 to 8 Agustus 2025 / Online	Sora
8	Essential Series AI Literacy	21 July 2025 to 8 Agustus 2025 / Online	Sora
9	Essential Series Data Driven Analyzing	21 July 2025 to 8 Agustus 2025 / Online	Sora
10	Essential Series Basic Risk Management	21 July 2025 to 8 Agustus 2025 / Online	Sora
11	Essential Series Basic Fiqh Muamalah	26 August 2025 to 14 September 2025 / Online	Sora
12	Essential Series Basic Regulatory	26 August 2025 to 14 September 2025 / Online	Sora
13`	Essential Series Basic Applying Expertise and Technology	26 August 2025 to 14 September 2025 / Online	Sora

INTERNAL AUDIT

Internal Audit is an independent and objective assurance and consulting activity designed to add value and improve the Bank's operations through a systematic approach by evaluating and enhancing the effectiveness of risk management, internal control, and the Bank's governance processes.

BSI's Internal Audit Unit (SKAI) is the unit responsible for performing the Internal Audit function through assurance and advisory activities. SKAI operates independently and objectively, with the objective of adding value and providing improvement recommendations to the Bank's operations through a systematic, risk-based approach and by assessing the effectiveness of risk management, internal control, and governance processes.

The active role and oversight of the Board of Directors and the Board of Commissioners over the Internal Audit function at BSI are carried out on an ongoing basis to ensure independence, objectivity, and effectiveness in accordance with SEOJK No. 14/SEOJK.03/2025. The Board of Directors is responsible for strengthening the risk-based internal control framework, ensuring adequate access to information, following up on audit findings, and providing sufficient resources and budget for SKAI. The Board of Commissioners performs its supervisory role by ensuring the adequacy and effectiveness of the internal control system, conducting periodic reviews based on SKAI reports, and appointing an independent external quality assurance reviewer, taking into account the Audit Committee's recommendations.

In performing the internal audit function, BSI maintains regular communication with the OJK at least once a year to discuss key risk areas, risk mitigation measures, follow-up actions on identified weaknesses, internal audit findings and recommendations, and the annual audit plan. The Bank follows up on OJK recommendations to enhance the effectiveness and efficiency of the internal audit function. The overall implementation of the internal audit function, including SKAI's structure, authority, and core duties, complies with prevailing OJK regulations applicable to commercial banks.

INTERNAL AUDIT

Internal Audit Unit Head Profile



ADE HASBALLAH ABDULLAH
SEVP Internal Audit

Indonesian Citizen
Born in Pidie Regency, in 1969
56 Years Old as of December 2025
Domiciled in Bekasi, Indonesia

Legal Basis of Appointment
Board of Directors Decree No. 05/578-KEP/DIR dated 13 August 2025

Educational Background
- Bachelor of Economics, Accounting, Syiah Kuala University, 1993.
- Master of Business Administration, Gadjah Mada University, 2008

Certification
- Risk Management Certification Level 6
- Risk Management Competency Certification Level IV
- Cash Management Certification (SPPUR)
- Competency Based Interview
- Management Competency Certification

Work Experience
- PT Bank Syariah Indonesia Tbk
  - » SEVP Internal Audit (Appointed August 1, 2025 - current)
- PT Bank Mandiri (Persero) Tbk
  - » Auditor (May 1, 1995)
  - » AM Officer (August 1, 1999)
  - » AM Professional Staff (August 27, 2001)
  - » MGR PS Recruitment (January 11, 2003)
  - » SRM PS Recruitment & Placement (June 26, 2003)
  - » SRM PS Manpower Plan (October 14, 2005)
  - » DH Performance MGMT & Business Support (February 1, 2008)
  - » PJ Area Manager Banda Aceh (March 15, 2011)
  - » Area Manager Banda Aceh (March 15, 2011)
  - » Area Manager Jakarta Fatmawati (May 1, 2011)
  - » PJ Area Head Jakarta Fatmawati (January 2, 2015)
  - » Area Head Jakarta Fatmawati (September 1, 2015)
  - » Area Head Jakarta Tebet Supomo (03 September 2015)
  - » PJ Reg CEO II/Sumatera 2 (October 4, 2021)
  - » Reg CEO II/Sumatera 2 (June 1, 2022)
  - » Chief Auditor Retail Audit (August 1, 2023)

Trainings Attended in 2025
- Risk Management Certification Level 7 Preparation
- Basic Sharia Banking Training for Officers
- Pre-Retirement Preparation Program

INTERNAL AUDIT

Organizational Structure

The structure and position of Internal Audit within the Internal Audit Unit (SKAI), in carrying out its duties and functions, are led by the Senior Executive Vice President (SEVP) of Internal Audit, who oversees 3 (three) groups and 2 (two) departments with specialised responsibilities in the following areas:

1. Wholesale & Corporate Center Group
   a. Wholesale & Treasury Banking Audit
   b. Finance, Strategy & Procurement Audit
   c. Risk, Compliance & Human Capital Audit
   d. Audit Policy & Development Audit
   e. Sharia Audit
2. Retail, Distribution & Digital Banking Audit
   a. Retail Banking Audit
   b. Distribution, Strategy & Funding Audit
   c. Digital Transaction Banking Audit
   d. Audit Counterpart & Support
3. IT Audit
   a. IT Strategy, Development & Governance Audit
   b. IT Operation & Infrastructure Audit
   c. IT Security Audit
   d. Audit MIS & Data Analytics
5. Investigation Audit Department
6. Audit Quality Assurance

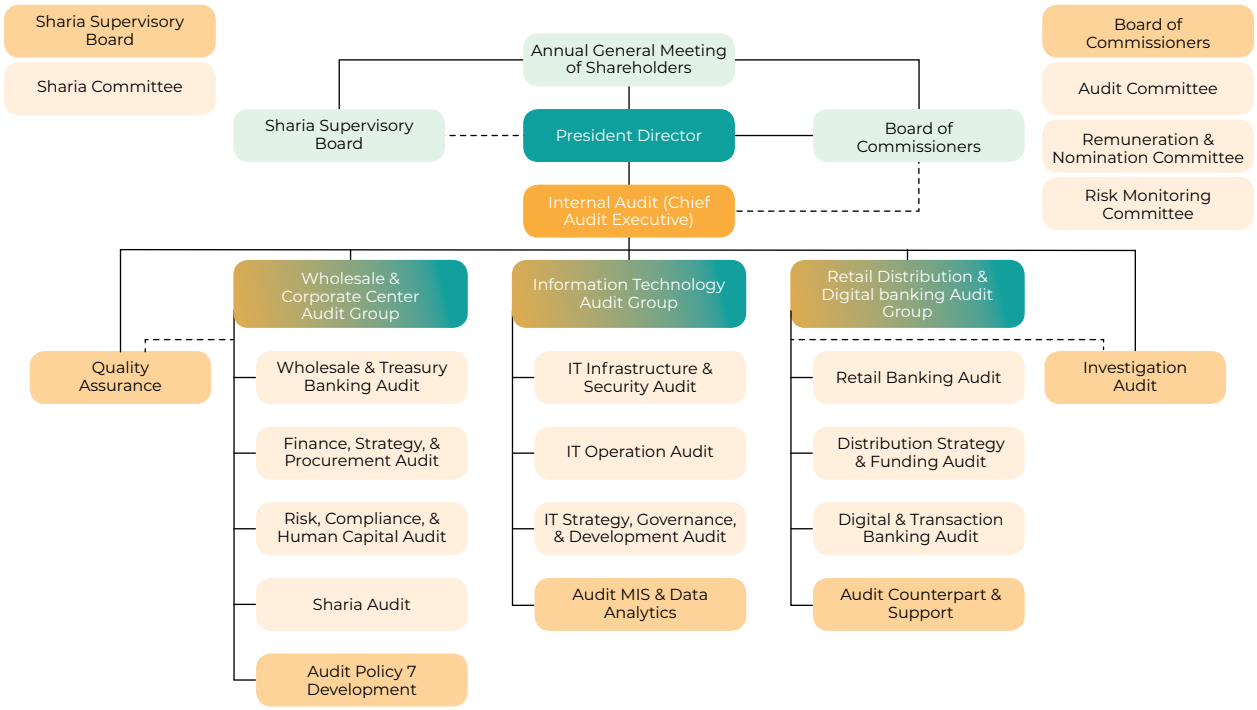

INTERNAL AUDIT

Internal Audit Position in the Organizational Structure

a. The Internal Audit Unit (SKAI) reports directly to the President Director.
b. In carrying out its duties, SKAI submits reports to the President Director and/or the Board of Commissioners, with copies provided to the Audit Committee and the Director in charge of the compliance function.
c. SKAI may communicate directly with the Board of Directors, the Board of Commissioners, the Audit Committee, and the Sharia Supervisory Board.
d. The Head of SKAI is appointed and dismissed by the President Director with the approval of the Board of Commissioners, taking into account the recommendation of the Audit Committee.
e. SKAI cooperates with other work units performing control functions within the Bank, with emphasis on the effectiveness of control functions.
f. SKAI maintains functional relationships and may communicate directly with the Board of Commissioners, the Board of Directors, the Audit Committee, and the Sharia Supervisory Board.
g. SKAI maintains a coordination relationship with the Integrated Internal Audit Unit (SKAIT) of the Parent Bank.
h. The Head of SKAI is responsible for:
    1) Acquiring adequate competence and capability to lead an independent and objective internal audit function.
    2) Ensuring the implementation of internal audit function in line with Internal Audit Professional Standard and Internal Audit Code of Ethics.
    3) Selecting competent human resources in line with SKAI duties requirements.
    4) Ensuring that SKAI members participate in continuing professional development and other training in line with the increasing complexity and scope of the Bank's business activities.
    5) Preparing and periodically reviewing the Internal Audit Charter.
    6) Preparing the annual audit plan and budget allocation for the implementation of the internal audit function.
    7) Ensuring the implementation of internal audit activities in accordance with audit plan.
    8) Reporting significant audit findings to the Board of Directors for immediate corrective action.
    9) Monitoring corrective actions taken in response to significant findings.
    10) Reporting the results of monitoring corrective actions on significant findings to the Board of Directors and the Board of Commissioners, with copies to the Audit Committee and the Director in charge of the compliance function.
    11) Ensuring that, in the event external parties are engaged for internal audit activities.
        a) knowledge transfer from external parties to SKAI members takes place and the use of external experts is considered temporary.
        b) the engagement of external parties does not affect the independence and objectivity of the SKAI function.
        c) external parties comply with the Internal Audit Charter of PT Bank Syariah Indonesia Tbk.
    12) Submitting findings related to the implementation and compliance with sharia principles to the Sharia Supervisory Board.
    13) Preparing written policies and procedures as guidance for Auditors in performing their duties.

Appointment and Dismissal of the Head of Internal Audit

The Head of Internal Audit Unit (SKAI) is appointed and dismissed by the President Director with the approval of the Board of Commissioners, taking into account the recommendation of the Audit Committee. In line with POJK No. 1/POJK.03/2019 dated 29 January 2019 on the Implementation of the Internal Audit Function in Commercial Banks, SKAI is organizationally placed directly under the coordination of the President Director.

Internal Audit Charter

The Bank has an Internal Audit Charter as a guideline for the implementation of internal audit function. The Internal Audit Charter governs, among others:

1. The execution of internal audit function in conducting audit activities.
2. The initiation of communication.
3. The audit of activities of PT Bank Syariah Indonesia Tbk.
4. The authority to access records, documents,

INTERNAL AUDIT

data, and physical assets, including management information systems and minutes of management meetings.

The Internal Audit Charter is reviewed at least once every 3 (three) years, subject to approval by the Board of Commissioners and stipulation by the President Director, taking into account the recommendation of the Audit Committee.

Responsibilities of Internal Audit

1. Assisting the President Director and the Board of Commissioners in carrying out oversight by operationalizing audit planning, implementation, and monitoring of audit results.
2. Conducting analysis and assessments in the areas of finance, accounting, operations, and other activities through audits and continuous monitoring.
3. Identifying all opportunities to improve and enhance the efficiency of the use of resources and funds.
4. Providing recommendations for improvement and objective information on audited activities at all levels of management.
5. Formulating written policies and procedures as guidelines for Auditors in performing their duties.
6. Coordinating the activities of SKAI with external audit activities and other assurance-providing units/functions.
7. SKAI is required to communicate with the Regulator at least once a year.
8. Reporting a summary of internal audit results to the official overseeing the internal audit function of the parent company.

Authority of Internal Audit

1. Conducting internal audit activities on all work units within the Bank's organization as well as affiliated parties, in accordance with applicable governance.
2. Communicating directly with the Board of Directors, the Board of Commissioners, the Audit Committee, and the Sharia Supervisory Board.
3. Holding regular and ad hoc meetings with the Board of Directors, the Board of Commissioners, the Audit Committee, and the Sharia Supervisory Board.
4. Accessing all relevant Bank data and information related to the duties and functions of Internal Audit, including printed and electronic data, records, employees, funds, assets, locations or areas, and other information related to the Bank's resources.
5. Conducting investigative activities on cases/issues in all aspects and elements of activities indicated to involve fraud and/or violations of the Code of Conduct (CoC).
6. Determining audit schedules, audit objects, personnel, scope, methodologies, techniques, tools, and audit approaches related to the implementation of general audit activities and investigative activities.
7. Coordinating activities with the External Auditor.
8. Engaging external parties or non-Internal Audit parties in the implementation of audit activities, both within the Bank and outside the Bank, when deemed necessary.
9. Implementing internal audit activities in accordance with the Internal Audit Code of Ethics.
10. Conducting verification processes, interviews, confirmations, and/or other audit techniques with internal parties as well as external parties related to the execution of Internal Audit duties and functions.
11. Attending strategic meetings (excluding meetings discussing financing approvals) without having voting rights in decision-making.
12. Reporting a summary of internal audit results to the official overseeing the internal audit function of the Main Entity for the Financial Conglomeration.

Code of Ethics of Internal Auditors

1. **Integrity**

   The integrity of Internal Auditors builds confidence and therefore forms the basis of trust in the judgments they make. Rules of Conduct:

   a. Performing duties honestly, carefully, and responsibly;
   b. Complying with laws and making disclosures based on applicable laws and regulations in Indonesia in accordance with the profession;
   c. Not knowingly or intentionally engaging in unlawful activities or activities that may damage the credibility of the internal audit profession or the reputation of PT Bank Syariah Indonesia Tbk; and

d. Supporting and contributing to the achievement of the legitimate and proper objectives of PT Bank Syariah Indonesia Tbk.

2. Objectivity

Internal Auditors demonstrate the highest level of professional objectivity in obtaining, evaluating, and communicating information about activities or processes under review. Internal Auditors make balanced assessments of all relevant matters and are not influenced by personal interests or the interests of others in exercising judgment. Rules of Conduct:

a. Not participating in any activity or relationship that may, or may reasonably be suspected to, impair the Internal Auditor's proportional judgment, including operational activities and decision-making;
b. Prohibited from accepting anything that may, or may reasonably be suspected to, interfere with professional judgment; and
c. Required to disclose all material facts known, which if not disclosed may cause distortion in reports on the activities reviewed.

3. Confidentiality

Internal Auditors respect the value and ownership of information received and do not disclose such information without proper authority, unless required by law or professional obligations. Rules of Conduct:

a. Exercising due care in the use and safeguarding of information obtained in the performance of duties; and
b. Not using information for personal gain or in any manner that is contrary to the law or detrimental to the legitimate and proper objectives of PT Bank Syariah Indonesia Tbk.

4. Competency

Internal Auditors apply the knowledge, skills, and experience required in the performance of internal audit duties. Rules of Conduct:

a. Only engaging in assignments for which they have the required knowledge, skills, and experience;
b. Performing assignments in accordance with the International Standards for the Professional Practice of Internal Auditing; and
c. Continuously enhancing expertise, as well as the effectiveness and quality of work results.

Composition of Internal Audit Personnel

As of December 31, 2025, SKAI had 102 employees with the following composition:

No.	Position	Number of Personnel
1	SEVP Internal Audit	1
2	Group Head	3
3	Department Head	15
4	Auditor	79
5	Staff	4
	Total	**102**

Internal Audit Competency Development Program

Auditor competency development is carried out through Audit Certification Programmes at both national and international levels. The details of the number of employees who have obtained national and international level certifications as of December 31, 2025, are as follows:

Training & Competence Development

No.	Training
1	Treasury Banking School Level 1
2	Artificial Intelligence (AI)
3	Audit Intern Bank Level Manager
4	Investigative Interview Using Practical NLP
5	Getting to Know the Role and Responsibilities of Auditing in PDP
6	Brevet Intermediate Financing Analysis
7	People Code
8	Business Process Improvement

INTERNAL AUDIT

No.	Training
9	Data Scientist With Phython & SQL
10	Essential Series AI Literacy
11	Essential Series APU PPT & PPSPM
12	Essential Series Basic Applying Expertise and Technology
13	Essential Series Basic Data Protection
14	Essential Series Basic Fiqh Muamalah
15	Essential Series Basic IT Security
16	Essential Series Basic Regulatory
17	Essential Series Basic Risk Management
18	Essential Series Data Driven Analyzing
19	Initial Technical Train The Trainer (TTT) Project Neom ATM Framework
20	ITIL Certification
21	KSF Beasiswa S2 Vision Series 2
22	KSF Bebku ESG Guiding Principle
23	KSF Risk and Fraud Awareness
24	Optimasi Infrastruktur TI with Dynatrace
25	Peran Internal Audit Dalam PDP
26	Principle of Sustainable Green Business
27	Project Management
28	Refreshment BCM
29	Refreshment ESG
30	Resertifikasi Manajemen Risiko
31	Surveillance Audit I ISO 37001
32	Bullion Bank
33	Advance Developing Winning Team
34	Integrated Transaction Banking & Treasury Solutions
35	Project Management
36	Times Fase 1 Pulau Jawa
37	Aspek Hukum Penghimpunan Dana | Legal Aspects of Fund Raising
38	Implementasi ICOFR

Professional Certification of Internal Audit Personnel

To ensure the continuous enhancement of auditor capabilities, competency development is carried out through audit certification programs at both national and international levels. The number of employees who have obtained National-Level and International-Level certifications as of 31 December 2025 is as follows:

INTERNAL AUDIT

No.	Description	Position	Total	Certification
1.	Risk Management Certification	SEVP	1	Level 6
		Group Head	1	Level 6
			2	Level 7
		Department Head	14	Level 5
			1	Level 4
		Team Leader	34	Level 5
			4	Level 4
		Officer	16	Level 5
			20	Level 4
2.	Certified Fraud Examiner (CFE)	Department Head	1	CFE
3.	Certified Risk Professional (CRP)	Group Head	1	CRP
4.	Certified Information System Auditor (CISA)	Group Head	1	CISA
		Department Head	1	CISA
		Auditor	1	CISA
5.	Certified Information System Security Professional (CISSP)	Group Head	1	CISSP
6.	Encase Certified Examiner (EnCE)	Group Head	1	EnCE
7.	Computer Hacking Forensic (CHFI)	Group Head	1	CHFI
		Auditor	1	CHFI
8.	Certified Qualified Internal Auditor (QIA)	Group Head	1	QIA
		Team Leader	7	QIA
		Officer	4	QIA
9.	Control Objective for Information Technologies (COBIT)	Group Head	1	COBIT
		Department Head	1	COBIT
10.	Information Technology Infrastructure Library (ITIL)	Group Head	1	ITIL
		Team Leader	1	ITIL
11.	Certified Bank Internal Auditor (CBIA) Level Supervisor	Group Head	1	Level Supervisor
		Department Head	11	Level Supervisor
		Team Leader	32	Level Supervisor
12.	Certified Bank Internal Auditor (CBIA) Level Auditor	Group Head	1	Level Auditor
		Department Head	13	Level Auditor
		Team Leader	40	Level Auditor
		Officer	33	Level Auditor
		Staf	1	Level Auditor
13.	Certified Internal Audit Executive (CIAE)	SEVP	1	BPKP
		Group Head	2	BPKP
14.	Certified Ethical Hacker (CEH)	Team Leader	1	CEH
		Officer	1	CEH
15.	Certified E- Business Proffesional (CEP)	Team Leader	1	CEP

INTERNAL AUDIT

No.	Description	Position	Total	Certification
16.	Certified in The Governance of Enterprise IT (CGEIT)	Team Leader	1	CGEIT
17.	Sertifikasi ISO ISO Certification	Department Head	2	ISO 27001, ISO 27701, ISO 37302, ISO 37001
		Team Leader	16	ISO 27001, ISO 9001, ISO 37001, ISO 37301, ISO 27701
		Officer	8	ISO 37001, ISO 37301, ISO 27701
18.	Sertifikasi Data Center Profesional (CDCP) Professional Data Center Certification	Department Head	1	CC

Internal Audit Unit Meetings

In reference with POJK No. 1/POJK.03/2019, the Internal Audit Unit has the authority to:

- Hold regular and ad hoc meetings with the Board of Directors, the Board of Commissioners, the Audit Committee, and Sharia Supervisory Board.
- Attend strategic meetings.

Meeting Frequency for the Period 1 January to 31 December 2025:

- Internal Audit meetings with External Auditors (Regulator and Public Accounting Firms) were held 2 times, involving participants from the Board of Directors, the Board of Commissioners, the Audit Committee, and Sharia Supervisory Board.
- Internal Audit meetings with the Board of Commissioners and the Audit Committee were held 2 times.
- Internal Audit meetings with the Sharia Supervisory Board were held 2 times.
- Internal Audit meetings with the SEVP of Internal Audit were held 4 times.

Brief Report on the Implementation of Internal Audit Activities in 2025

The Board of Directors is responsible for ensuring the implementation of a reliable and effective Internal Control System and has the obligation to strengthen an effective risk awareness culture and ensure that it is embedded at all levels of the organization.

Internal Audit is responsible for evaluating and actively contributing to the continuous improvement of the effectiveness of Internal Control System in relation to the Bank's operational activities in achieving the Company's established objectives. Internal Audit conducts periodic as well as incidental audits of all activities within the Work Units.

The review results of Internal Control System are submitted to the Board of Directors and the Board of Commissioners for follow-up actions and effective monitoring of their implementation. In order to strengthen the Internal Control System, particularly in controlling fraud incidents, PT Bank Syariah Indonesia Tbk has implemented a comprehensive and integrated anti-fraud strategy as part of its strategic policies. Based on the evaluation conducted throughout 2025, it was concluded that the Internal Control System of PT Bank Syariah Indonesia Tbk was generally adequate.

INTERNAL AUDIT

Internal Audit Performance

Audit Implementation

Based on the Annual Audit Plan and Audit Strategy for 2025 approved by the President Director and the Board of Commissioners, the audit plan for 2025 was set at 33 audit assignments.

The realization of audit activities in 2025 up to 31 December 2025, is as follows:

No.	Audit Type	Target	Done	In Progress
1	AAP	33	33	0
2	Non AAP	-	22	0

Audit Findings and Follow-up Actions

The Bank completed 6,107 or 83% of the established DMTL target. The progress of follow-up actions on the results of Internal Audit Unit and External Audit examinations as of 31 December 2025, is as follows:

No.	Auditor	Number of DTML	Done before Exit Meeting	In Process	Commitment Period		
				According to Commitment	Oct '2025	TW II 2026	TW III 2026
1	Internal	398	225	173	138	23	12
2	Eksternal External	212	82	130	28	25	77
Grand Total		**610**	**307**	**303**	**166**	**48**	**89**

INTERNAL CONTROL SYSTEM

BSI implements an effective Internal Control System (ICS) over the conduct of business activities and operations across all organizational levels of the Bank. The effective implementation of ICS enhances compliance with applicable laws and regulations and reduces the risk of losses, irregularities, and breaches of prudential principles. The establishment of a reliable and effective ICS at Bank BSI is the responsibility of all risk-taking units, supporting work units, and the Internal Audit Unit (SKAI).

Objectives of the Internal Control System

The objectives of the Bank's Internal Control System cover financial control, operational control, and compliance with applicable laws and regulations, as described below:

- Strategic Objectives
  To achieve the Bank's sustainable business growth targets in line with the Bank's vision and mission.

- Compliance Objectives
  To ensure that all Bank business activities are carried out in accordance with sharia principles and applicable laws and regulations, including provisions issued by the government, banking regulators, bank supervisory authorities, as well as internal policies, rules, and procedures established by the Bank.

- Information Objectives
  To ensure the availability of reliable financial information to management that is accurate, complete, timely, and relevant, as required for proper and accountable decision-making.

- Operational Objectives
  1. To maintain the efficiency and effectiveness of the Bank's business activities.
  2. To enhance effectiveness and efficiency in the use of assets and other resources in order to protect the Bank from the risk of losses.

- Risk Culture Objectives
  1. To enhance the effectiveness of risk culture across the organization.
  2. To develop an effective risk culture that creates mechanisms involving all employees to identify and prevent weaknesses and irregularities at an early stage in an efficient and effective manner.
  3. To identify weaknesses and assess irregularities early, and to continuously reassess the appropriateness of the Bank's existing policies and procedures.

Alignment of the Internal Control System with an Internationally Recognised Framework (COSO – Internal Control Framework)

The Bank implements an Internal Control System as regulated by the Banking Regulator and refers to the Committee of Sponsoring Organizations of the Treadway Commission (COSO). The effectiveness of the Internal Control System is evaluated periodically and on an ongoing basis.

The Company's Internal Control System has adopted the COSO Internal Control – Integrated Framework. The COSO conceptual framework for internal control serves as a comprehensive framework for assessing the effectiveness of internal control and consists of the following components:

1. Internal Environment;
2. Objective Setting;
3. Event Identification;
4. Risk Assessment;
5. Risk Response;
6. Control Activities;
7. Information, Communication and Accounting;
8. Monitoring.

Internal Control System Implementation Evaluation

The Board of Directors is responsible for ensuring the implementation of a reliable and effective Internal Control System and has the obligation to strengthen an effective risk awareness culture and ensure that it is embedded at all levels of the organization.

Internal Audit is responsible for evaluating and actively contributing to the continuous improvement of the effectiveness of the Internal Control System in relation to the Bank's operational activities in achieving the Company's established objectives. Internal Audit conducts periodic and incidental audits of all activities within the Work Units.

The review results of Internal Control System are submitted to the Board of Directors and the Board of Commissioners for follow-up actions and effective monitoring of their implementation. In

INTERNAL CONTROL SYSTEM

order to strengthen the Internal Control System, particularly to control fraud incidents, PT Bank Syariah Indonesia Tbk has implemented a comprehensive and integrated anti-fraud strategy as part of its strategic policies. Based on the evaluation conducted during 2025, the Internal Control System at PT Bank Syariah Indonesia Tbk was generally adequate.

Internal Control Report in Bank Financial Reporting Process

BSI has implemented internal controls in the Bank's financial reporting process (Internal Control Over Financial Reporting – ICOFR), through the fulfillment of obligations including:

a. The Bank has prepared and established internal control policies and procedures in the Bank's financial reporting process.
b. The Bank has designated SKMR as a Special Work Unit (UKK) responsible for ensuring the implementation of internal control policies and procedures in the Bank's financial reporting process, and for preventing fraud or manipulation in the Financial Information and/or Financial Statements of Commercial Banks.
c. The Bank has completed all stages of the implementation of BSI's ICOFR for the 2025 scope, with the result that there were no significant deficiencies or material weaknesses affecting the financial statements. Based on these results, management concluded that the internal controls in BSI's financial reporting process for 2025 were effective, both in terms of design and operation.
d. The Bank has submitted the internal control report on the Bank's financial reporting process to the Regulator. The report was submitted as part of the publication of financial reports and annual financial performance information.

Statement of The Board of Directors and/or Board of Commissioners on The Adequacy of The Internal Control System

The Management of BSI considers that throughout 2025 the internal control system has been implemented adequately. The internal control system in the Bank's financial reporting process has been established reliably in accordance with the prevailing laws and regulations, thereby ensuring that the quality of the Bank's financial reporting is maintained.

The Board of Directors is responsible for ensuring the implementation of a reliable and effective Internal Control System and has the obligation to strengthen an effective risk awareness culture and ensure that it is embedded at all levels of the organization.

Internal Audit is responsible for evaluating and actively contributing to the continuous improvement of the effectiveness of the Internal Control System in relation to the Bank's operational activities in achieving the Company's established objectives. Internal Audit conducts periodic and incidental audits of all activities within the Work Units.

The evaluation results of Internal Control System are submitted to the Board of Directors and the Board of Commissioners for follow-up actions and effective monitoring of their implementation. In order to strengthen the Internal Control System, particularly to control fraud incidents, PT Bank Syariah Indonesia Tbk has implemented a comprehensive and integrated Anti-Fraud Strategy as part of its strategic policies.

INTERNAL CONTROL OVER FINANCIAL REPORTING (ICOFR) IMPLEMENTATION

BSI BANK SYARIAH INDONESIA

ASESMEN MANAJEMEN ATAS EFEKTIVITAS IMPLEMENTASI
***INTERNAL CONTROL OVER FINANCIAL REPORTING* (ICOFR)**

PT Bank Syariah Indonesia (Persero) Tbk telah melaksanakan pengendalian internal dalam proses pelaporan keuangan Bank (*Internal Control Over Financial Reporting* – ICOFR) sebagaimana Peraturan OJK No. 15 Tahun 2024. Manajemen perusahaan menyatakan bahwa:

1. Kami telah mengimplementasikan pengendalian internal dalam proses pelaporan keuangan Bank sebagai berikut:
   a. Merancang prosedur pengendalian internal atas penyusunan laporan keuangan untuk memastikan bahwa informasi material perusahaan yang berkaitan dengan pelaporan keuangan telah diketahui oleh para manajemen dalam perusahaan, khususnya selama periode saat laporan keuangan sedang disiapkan, serta memberikan keyakinan yang memadai mengenai keandalan laporan keuangan, laporan keuangan yang dipublikasikan telah disusun sesuai dengan prinsip akuntansi yang berlaku umum.
   b. Mengevaluasi efektivitas pengendalian internal atas penyusunan laporan keuangan serta menyampaikan kesimpulan mengenai efektivitas dan kecukupan pengungkapan untuk periode pelaporan yang dicakup dalam laporan ini.
2. Berdasarkan hasil evaluasi efektivitas pengendalian internal dalam proses pelaporan keuangan Bank, kami telah mengungkapkan kepada Dewan Komisaris/Dewan Pengawas, Direksi dan Komite Audit, perihal:
   a. Tidak terdapat defisiensi signifikan dan kelemahan material dalam rancangan dan pengoperasian pengendalian internal dalam proses pelaporan keuangan, yang cukup mungkin dapat berdampak pada kemampuan perusahaan untuk mencatat, memproses, merangkum, dan melaporkan informasi keuangan, beserta dengan tindakan perbaikannya.
   b. Tidak terdapat perubahan signifikan dalam kebijakan akuntansi, prosedur, dan faktor lainnya selama tahun berjalan yang dapat mempengaruhi pengendalian internal dalam proses pelaporan keuangan perusahaan.
3. Kami telah melakukan pengawasan dan menjalankan pengendalian internal dalam proses pelaporan keuangan Bank. Berdasarkan hasil evaluasi, tidak ditemukan defisiensi signifikan dan kelemahan material yang berdampak terhadap laporan keuangan periode 31 Desember 2025.
4. Berdasarkan pengetahuan kami, laporan keuangan periode 31 Desember 2025 telah disusun secara andal sesuai dengan ketentuan yang berlaku dan bebas dari salah saji yang material sehingga kualitas laporan keuangan tetap terjaga.

Jakarta, 4 Februari 2026

Anggoro Eko Cahyo
Direktur Utama

Ade Cahyo Nugroho
Direktur Finance & Strategy

EXTERNAL AUDIT FUNCTION

In line with the regulatory framework governing transparency and the publication of bank reports, including POJK No. 37/POJK.03/2019 and SEOJK No. 9/SEOJK.03/2020, as well as SEOJK No. 14/2025 on Commercial Bank Governance, BSI conducts its external audit process in an independent and professional manner and in accordance with regulatory standards to ensure the quality, accuracy, and integrity of its financial statements. In practice, the Bank appoints a public accountant and/or Public Accounting Firm (KAP) that meets competency and independence requirements, and carries out the audit in line with the Public Accountant Professional Standards and the approved scope of work.

As such, the appointment of Public Accounting Firm is carried out in line with OJK regulations on the use of public accountant services in the financial services sector, with the approval of the Board of Commissioners based on the recommendation of the Audit Committee. Through this mechanism, BSI ensures that external audit process is conducted objectively and effectively, covering the issuance of an opinion on fairness of the financial statements, evaluation of internal controls, and review of areas previously examined by Internal Audit.

Appointment of Public Accountant

Based on the resolution of the Annual GMS held on 16 May 2025, the Meeting approved the appointment of Purwanto Susanti and Surja Public Accounting Firm (a member firm of Ernst & Young Global Limited) and Public Accountant Yovita to audit the Company's Financial Statements and other reports for the 2025 financial year.

The requirements to audit the Company's financial statements for the financial year ending 31 December 2025 and the evaluation by the Board of Commissioners are as follows:

a. The Public Accounting Firm holds a valid business license issued by the Ministry of Finance.
b. The Public Accounting Firm is registered in the Public Accounting Firm Information System of the Audit Board of the Republic of Indonesia.
c. The Public Accountant acting as the Signing Partner is actively registered with the Financial Profession Development Center of the Ministry of Finance, the Financial Services Authority, and the State-Owned Banks that are members of the State-Owned Banks Association.
d. Affiliated as a member (not correspondent) of an internationally scaled Public Accounting Firm.
e. Experienced in auditing annual financial statements of commercial banks with total assets exceeding Rp10 trillion.
f. Experienced in auditing annual financial statements of Sharia banks or Sharia business units.

Public Accounting Firm, Name of Public Accountant, and Audit Fee and Other Services

The following is a summary of audit fees and other service fees for the 2025 financial year and for the last 5 (five) years:

Public Accounting Firms, Accountant Names, and Fees

Year	Public accounting firm	KAP Period	Name of Accountant (Responsible Partner)	AP Period	Audit Service Fee*
2025	Purwanto Susanti and Surja Public Accounting Firm (a member firm of Ernst & Young Global Limited)	1st year of assignment	Yovita	1st year of assignment	5.950.000.000
2024	Rintis, Jumadi, Rianto & Partners Accounting Firm (a member firm of the PwC global network)	4th year of assignment	Lucy Luciana Suhendra	1st year of assignment	5.950.000.000
2023	Tanudiredja, Wibisana, Rintis & Partners Accounting Firm (a member firm of the PwC global network)	3rd year of assignment	M. Jusuf Wibisana	3rd year of assignment	5.600.000.000
2022	Tanudiredja, Wibisana, Rintis & Partners Accounting Firm (a member firm of the PwC global network)	2nd year of assignment	M. Jusuf Wibisana	2nd year of assignment	5.400.000.000
2021	Tanudiredja, Wibisana, Rintis & Partners Accounting Firm (a member firm of the PwC global network)	1st year of assignment	M. Jusuf Wibisana	1st year of assignment	5.100.000.000

*Including VAT & OPE

Other Services Provided by Accountants

Other services provided by accountants with the following details:

1. PSA 62 as of December 31, 2025.
2. The Report of Performance Evaluation Results as of December 31, 2025.

RISK MANAGEMENT UNIT

The Risk Management function of Bank Syariah Indonesia is carried out by the Enterprise Risk Management Group, which is responsible for identifying, measuring, monitoring, and controlling risks, including sharia risk, and is supervised by the Director of Risk Management.

Profile of the Head of Enterprise Risk Management Group



INDRIATI TRI HANDAYANI

Acting Group Head Enterprise Risk Management Group

Indonesian Citizen
Born in Jakarta, in 1972
54 Years Old as of December 2025
Domicile at Jakarta, Indonesia

Legal Basis of Appointment

Employee Appointment and Placement Decree, December 2025

Educational Background

Bachelor of Economics, PERBANAS Jakarta

Certification

- Risk Management Certification Level 6
- Certified Fraud Examiner
- Certified Banking Internal Auditor

Work Experience

- Group Head Enterprise Risk Management, Bank Syariah Indonesia (2025–present)
- Deputy Enterprise Risk Management, Bank Syariah Indonesia (2023–2025)
- Wholesale Audit Department Head, Bank Syariah Indonesia (2021–2022)
- Wholesale Audit Department Head, Bank Syariah Mandiri (2017–2020)
- Special Audit Department Head, Bank Syariah Mandiri (2013–2016)

RISK MANAGEMENT UNIT

Risk Management Unit Organizational Structure

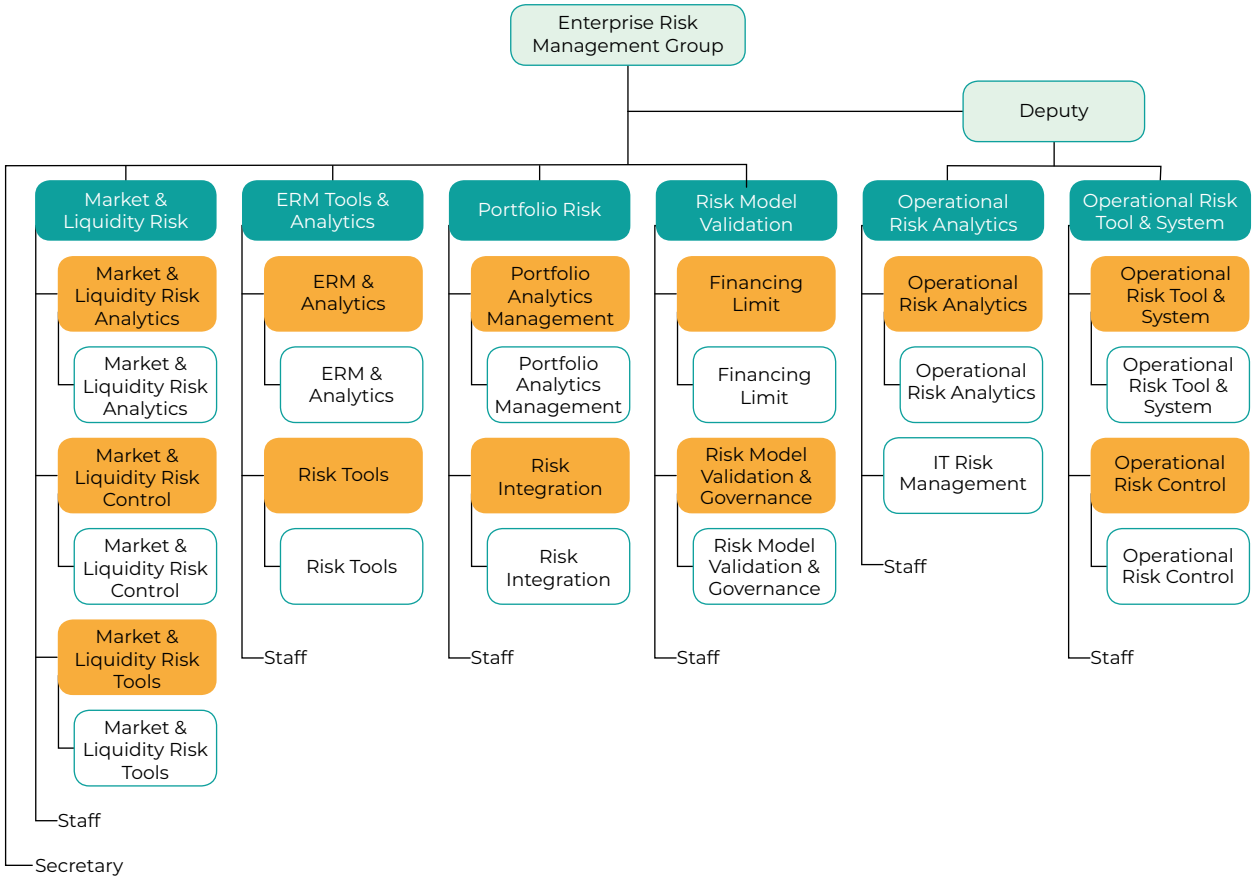

Duties and Responsibilities of the Risk Management Unit

The duties and responsibilities of the Risk Management Unit are as follows:

1. Providing input to the Board of Directors in the formulation of risk management policies, strategies, and frameworks, including sharia risk.
2. Developing procedures and tools for risk identification, measurement, monitoring, and control, including sharia risk.
3. Designing and implementing the tools required for the application of risk management.
4. Monitoring the implementation of risk management policies, strategies, and frameworks recommended by the Risk Management Committee and approved by the Board of Directors.
5. Monitoring risk positions or exposures, both on an overall basis, by type of risk, and by type of functional activity, including monitoring compliance with established risk tolerance and limits, including sharia risk.
6. Conducting stress testing to assess the impact of the implementation of risk management policies and strategies on the performance and income of each Bank operational unit or functional activity.
7. Reviewing proposals for new business activities developed by specific Bank functions, with a primary focus on the Bank's capability to manage such new business activities, including the adequacy of systems and procedures used and their impact on the Bank's overall risk exposure, including sharia risk.
8. Providing recommendations to operational work units and/or the Risk Management Committee regarding the implementation of risk management, including the level or maximum risk exposure that must be

RISK MANAGEMENT UNIT

maintained by the Bank.

9. Evaluating the accuracy and validity of data used by the Bank to measure risk for banks utilising models for internal purposes (internal models). The Risk Management Unit may request opinions from the Internal Audit Unit or independent specialists to validate the data or models used.
10. Preparing and submitting periodic risk profile reports, or at least on a quarterly basis, to:
    a. The President Director or the Director in charge of Risk Management;
    b. The Risk Management Committee;
    c. The Banking Regulator;
    d. The Parent Company.
11. Conducting periodic reviews in accordance with the Bank's needs to ensure:
    a. Adequacy of Risk Management framework;
    b. Accuracy of risk assessment methodologies; and
    c. Adequacy of Risk Management information system.
12. As a Special Work Unit (UKK) that serves as the coordinator and/or coordinates with work units performing the internal control function over the Bank's financial reporting.
13. Coordinating with work units that perform the integrated risk management function at the parent company within the financial conglomerate.

Risk Management Certification

No.	Position	Amount	Certification	Certification Institution
1.	Group Head	1 Person	Risk Management Level 6	BNSP
2.	Department Head	6 Persons	Risk Management Level 5	BNSP
3.	Section Head/Senior Officer	13 Persons	Risk Management Level 5 (12 persons) Risk Management Level 4 (1 person)	BNSP
4.	Officer	13 Persons	Risk Management Level 5 (3 persons) Risk Management Level 5 (10 persons)	BNSP

Duties Implementation of Risk Management Unit In 2025

Throughout 2025, the Risk Management Unit carried out the following duties and responsibilities:

1. Providing input to the Board of Directors in the formulation of risk management policies, strategies, and frameworks, including sharia risk.
2. Developing procedures and tools for risk identification, measurement, monitoring, and control, including sharia risk.
3. Designing and implementing tools required for the application of risk management, including risk tools, risk alerts, and the assessment of the Risk Maturity Index (RMI).
4. Developing and implementing operational risk tools (RCSA, KRI, LED, IAM) across all Head Office Work Units and Regional Offices.
5. Developing and implementing ICOFR, covering design, implementation and monitoring, evaluation, remediation, and reporting.
6. Monitoring the implementation of risk management policies, strategies, and frameworks recommended by the Risk Management Committee and approved by the Board of Directors, including monitoring the realization of risk metrics in the Risk Appetite Statement.
7. Monitoring risk positions or exposures on an overall basis, by type of risk, and by type of functional activity, including monitoring compliance with established risk tolerance and limits, including sharia risk, as well as new or emerging risks in line with current conditions (emerging risks), including environmental, social, and governance risk, climate risk, cyber risk, digital risk, geopolitical and macroeconomic risk, and Bullion Business Activity risk.

8. Conducting stress testing to assess the impact of the implementation of risk management policies and strategies on the performance and income of each Bank operational unit or functional activity, as well as preparing the Recovery Plan and Resolution Plan.
9. Evaluating the accuracy and validity of models used by the Bank to measure risk for internal purposes (internal models).
10. Reviewing proposals for new business activities and products that affect the Bank's overall risk exposure, including sharia risk and Bullion Business Activity risk.
11. Providing recommendations to operational work units and/or the Risk Management Committee regarding the implementation of risk management, including the level or maximum risk exposure that must be maintained by the Bank, among others through portfolio guidelines, risk identification assessments for New Bank Products and Activities, and Operational Risk Incident (IRO) assessments.
12. Preparing and submitting periodic risk profile reports, Capital Adequacy Assessment Process (ICAAP/KPMM) reports, and Internal Liquidity Adequacy Assessment Process (ILAAP) reports on a regular basis or at least quarterly to the Regulator and other relevant parties.
13. Conducting periodic reviews of the risk management framework, risk assessment methodologies, and risk management information systems.
14. Coordinating with work units performing integrated risk management functions at the parent company of the financial conglomeration through the Integrated Risk Committee forum.

COMPLIANCE FUNCTION

The Compliance Function at Bank Syariah Indonesia ensures the Bank's adherence to all applicable laws and regulations, regulatory requirements, and commitments to the authorities, including sharia compliance, and supports the consistent implementation of Good Corporate Governance in accordance with OJK regulations.

Profile of The Head of Compliance Function



ROSALINA DEWI T
Head of Compliance Function

Indonesian Citizen
Born in Jakarta, in 1979
47 Years Old as of December 2025
Domiciled in Tangerang, Indonesia

Legal Basis of Appointment
Decree No. 02/06343-SK/HC-BSI dated June 3, 2022

Educational Background
- Bachelor of Law, University of Indonesia (2001)
- Master of Economics & Islamic Finance, University of Indonesia (2006)
- Master of Notary Public, University of Indonesia (2014)

Certification
Banking Risk Management Certificate Level 6

Work Experience
- Grouphead Compliance PT Bank Syariah Indonesia Tbk 2022-present.
- Grouphead Corporate Secretary Group PT Bank Syariah Indonesia Tbk tahun 2021-2022.
- Investor Relations Department Head PT Bank BRI Syariah Tbk 2018 – 2019.
- Branch Manager PT Bank BRI Syariah, Tbk 2016 – 2018.
- Corporate Legal Department Head – Corporate Secretary Group PT Bank BRI Syariah, Tbk 2008 – 2014.
- Legal and Investor Relations Team Leader – Corporate Secretary Group PT Bank Syariah Muamalat Indonesia, Tbk 2004 – 2006.

COMPLIANCE FUNCTION

Organizational Structure

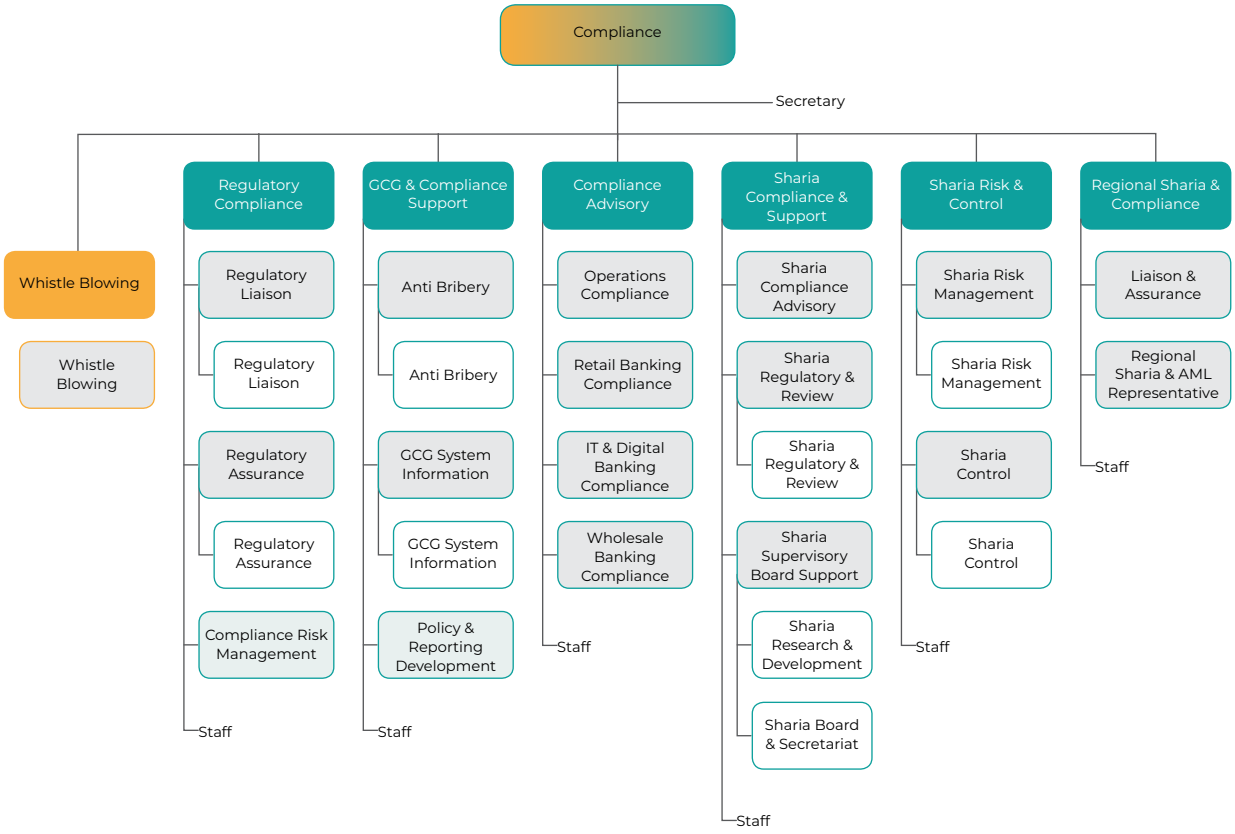

Compliance Function Duties and Responsibilities

1. Taking measures to support the establishment of a compliance culture across all Bank business activities at every organizational level.
2. Conducting identification, measurement, monitoring, and control of compliance risk by referring to Financial Services Authority regulations governing the implementation of risk management for commercial banks and for Sharia commercial banks and Sharia business units.
3. Assessing and evaluating the effectiveness, adequacy, and appropriateness of the Bank's policies, regulations, systems, and procedures against applicable laws and regulations.
4. Conducting reviews and/or recommending updates and improvements to the Bank's policies, regulations, systems, and procedures to ensure compliance with Financial Services Authority regulations and applicable laws and regulations, including Sharia Principles for Sharia commercial banks and Sharia business units.
5. Taking measures to ensure that the Bank's policies, regulations, systems and procedures, as well as business activities, comply with Financial Services Authority regulations and applicable laws and regulations.
6. Performing other duties related to the compliance function.

Compliance Function Work Program Implementation in 2025

1. Socialization and Follow-up of New Regulations
   a. Conducted regulatory socialization using media such as memos, emails, or internal employee communication platforms. When new external regulations were issued, the regulations were announced and disseminated to the relevant work units and/or all BSI employees.
   b. Conducted analysis and prepared summaries of new regulations issued by Regulators (i.e., BI, OJK, OJK–Capital Market, LPS, or other external regulations related to banking) and submitted them to the Board of Commissioners, Board of Directors, SEVP,

COMPLIANCE FUNCTION

and relevant Group Heads.
c. Conducted online/virtual regulatory socialization to relevant work units when new regulations or provisions were issued.
d. Provided compliance opinions for every request for advice/compliance opinion submitted by the Working Group Policy & Procedure (WPP).

2. New Bank Products and Activities
Provided assistance/consultation for New Bank Products and Activities (PAB) with the relevant work units whose activities fell under the PAB criteria within the Bank Business Plan (RBB).

3. Compliance Testing
Conducted analysis, evaluated effectiveness, adequacy, and suitability, and performed compliance testing of policies and decisions of the Board of Directors related to financing and non-financing activities. This included providing reviews, opinions, and compliance feedback on existing policies and contracts to ensure alignment with applicable regulations and Sharia principles.

4. Compliance Monitoring
a. Updated the reminder system for reporting obligations to third parties and the PIC responsible for such reports, as well as strengthened and enhanced the Compliance Information System (SIK).
b. The Compliance Work Unit monitored prudential banking ratios, including NPF, BMPD, GWM, PDN, and KPMM ratios.
c. Ensured the fulfillment of all BSI commitments arising from findings by OJK, BPK, External Auditors, and other regulatory authorities.

5. Good Corporate Governance (GCG)
a. Ensured compliance with mandatory provisions, policies, and procedures required by the Bank in accordance with regulations stipulated in OJK Regulations, BI Regulations, and BI Circular Letters regarding the implementation of GCG in Sharia Commercial Banks (BUS) and Sharia Business Units (UUS).
b. Ensured the fulfillment of Governance Structure and Governance Policies in accordance with regulatory requirements.
c. Conducted GCG Self-Assessment and reported on the implementation of GCG in accordance with regulatory provisions, namely POJK No. 17 of 2023, POJK No. 8/POJK.03/2014, and SEOJK No.10/SEOJK.03/2014 as amended by SEOJK No.14/SEOJK.03/2025 concerning the Implementation of Governance for Commercial Banks.
d. Implemented Governance, Risk, and Compliance within BSI.

6. Sharia Compliance
a. Ensured that all Bank products and services, as well as operational guidelines for such products and services, complied with the Fatwas of the National Sharia Council (DSN) and the opinions of the Sharia Supervisory Board (DPS).
b. Provided assistance in the development of new products and activities.
c. Provided assistance for large-scale financing that required decisions from the Board of Directors.
d. Ensured that proposed policy submissions and Board of Directors' decisions complied with applicable Sharia principles.
e. Ensured the implementation of Sharia principles in the ex-post stage (in cooperation with SKAI).
f. Conducted internal Sharia reviews at branch offices on a sampling basis to ensure that activities at branch offices complied with Sharia principles.

7. Conducted Compliance Assurance on the Bank's operational activities. Compliance assurance was implemented to ensure that management decisions were in accordance with applicable regulations.
a. Financing
- Conducted compliance reviews of financing, participated in technical meetings, and provided compliance opinions on financing at the Board of Directors Level Financing Committee Meetings.
- Conducted compliance reviews of large debtor financing that had been disbursed to ensure the compliance of the disbursement process and fulfillment of customer agreements with the Bank.

b. Bank Branch Network
   - Ensured operational readiness for branch openings, relocation of branch office addresses, and branch status upgrades by issuing compliance checklists as required by regulators.
   - Monitored the fulfillment of the Bank Business Plan (RBB) related to the realization of branch network development.

c. Cost Control
   - Ensured compliance in the procurement of goods and services through reviews and opinions on the implementation of procurement plans.
   - Ensured that other operational expenditures of the Bank supported efficient cost control.
   - Conducted compliance reviews for cost control through sampling tests.

d. Other Operational Activities
   - Conducted compliance testing on the implementation of operational processes.
   - Provided compliance opinions on operational activities that required opinions from the Compliance Work Unit (SKK).

These activities were carried out to ensure that all business and operational activities of the Bank complied with applicable laws and regulations and that all commitments to external parties were fulfilled.

8. Implementation of ISO 37301:2021 Compliance Management System
   This aimed to establish a more effective compliance management framework based on international standards. The certification was implemented within the scope of the Anti-Money Laundering and Counter-Terrorism Financing Group (AMG) processes.

Evaluation of the Effectiveness of the Compliance Function in 2025

BSI is committed to continuously conducting a comprehensive evaluation of the effectiveness of the compliance function in order to ensure that the mechanisms, procedures, and oversight implemented are aligned with governance principles and are able to mitigate compliance risk optimally.

The evaluation is carried out through a review of internal controls, the effectiveness of operational compliance monitoring, the process for handling violations, and the level of understanding and discipline of employees in implementing the applicable provisions. Through this process, the capability of the compliance function to identify potential risks, formulate appropriate corrective recommendations, and ensure timely follow-up on every finding is also assessed.

The results of the 2025 evaluation indicate that the compliance function has operated well and consistently in meeting both regulatory requirements and the Company's internal policies.

ANTI-MONEY LAUNDERING, PREVENTION OF TERRORISM FINANCING, AND PREVENTION OF PROLIFERATION OF WEAPONS OF MASS DESTRUCTION FINANCING PROGRAM (AML-CFT- PFWMD)

Following Indonesia's accession as the 40th member of the Financial Action Task Force on Money Laundering and Terrorism Financing (FATF), the Government of the Republic of Indonesia issued Presidential Decree No. 14 of 2024 on the Establishment of Indonesia's Membership in the Financial Action Task Force (FATF) on 5 April 2024.

The issuance of the Presidential Decree was based on the consideration that money laundering crimes and terrorism financing crimes are cross-border offences. Therefore, efforts to prevent and eradicate such crimes need to be supported through international commitments as set out in international standards on anti-money laundering and counter-terrorism financing.

BSI as a national sharia bank with networks operating both nationally and internationally, plays an important role in strengthening the national economy through the provision of products and services to customers. Management is committed to upholding national financial integrity, strengthening law enforcement within national economic governance, and implementing anti-money laundering, counter-terrorism financing, and counter-proliferation financing of weapons of mass destruction programs.

AML, CTF, and PFWMD Programs Implementation

In implementing the Anti-Money Laundering (AML), Counter-Terrorism Financing (CTF), and Counter-Proliferation Financing of Weapons of Mass Destruction (PFWMD) programs, the Bank ensures alignment with applicable laws and regulations as well as international best practices, covering the following five pillars of AML, CTF, and PFWMD:

1. Active Oversight by the Board of Directors and the Board of Commissioners
   The Board of Directors, as the Steering Board, continuously monitors the fulfilment of the Bank's commitments related to the Compliance Management System, Compliance Culture, and governance aspects in line with the organization's strategic direction and objectives on an ongoing basis.

2. Policies and Procedures
   The implementation of Pillar 2, as part of the ex-ante compliance function in accordance with ISO 37301:2021, ensures that compliance policies and compliance objectives aligned with the organization's values, objectives, and strategies have been communicated. Their implementation takes into account external issues relevant to interested parties in order to mitigate compliance risks related to AML, CTF, and PFWMD.

3. Internal Controls
   The implementation of internal controls to manage compliance obligations and compliance risks is carried out on a periodic basis, enabling these to be reflected in management reviews for continuous improvement opportunities and the identification of necessary changes to the compliance management system.

4. Management Information Systems
   This includes the development of AML, CTF, and PFWMD systems as well as AML, CTF, and PFWMD reporting to the regulator.

ANTI-MONEY LAUNDERING, PREVENTION OF TERRORISM FINANCING, AND PREVENTION OF PROLIFERATION OF WEAPONS OF MASS DESTRUCTION FINANCING PROGRAM (AML-CFT- PFWMD)

5. Human Resources and Training
   Efforts to enhance awareness of AML, CTF, and PFWMD are continuously undertaken to improve competencies through training programs, ensuring that all personnel comply with compliance obligations, policies, and procedures and are able to report any issues related to AML, CTF, and PFWMD. In addition, communication with both internal and external stakeholders continue to be strengthened to ensure that every employee contributes to the continuous improvement of the compliance management system.

Organizational Structure of AML, CTF, and PFWMD

The implementation of the AML, CTF, and PFWMD programs at PT Bank Syariah Indonesia Tbk is managed by the AML CFT Group (AMG).

The AML CFT Group (AMG) is based at the Head Office and reports to the Director in charge of the Compliance Function. The effectiveness of the implementation of the AML, CTF, and PFWMD programs at branch level is monitored by Regional AML Representatives located in each Region, who coordinate closely with the AML CFT Group (AMG) at the Head Office.

The organizational structure of AML, CTF, and PFWMD is illustrated as follows:

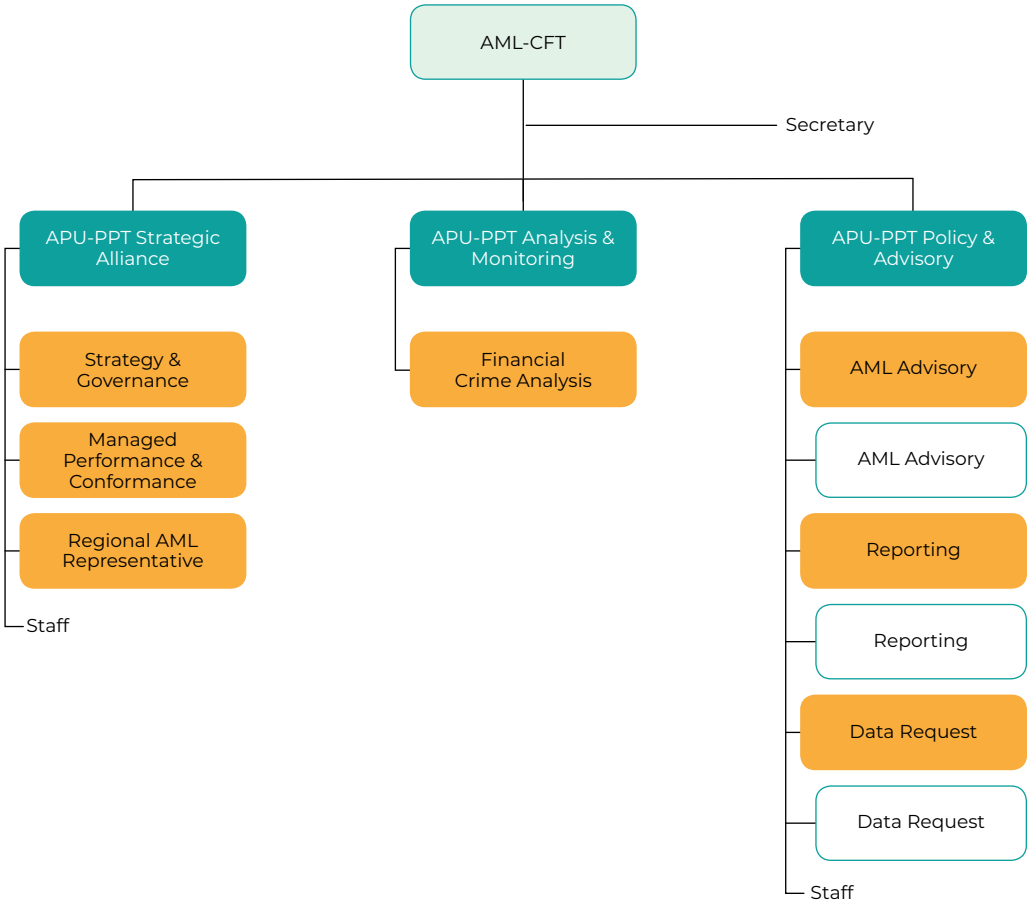

ANTI-MONEY LAUNDERING, PREVENTION OF TERRORISM FINANCING, AND PREVENTION OF PROLIFERATION OF WEAPONS OF MASS DESTRUCTION FINANCING PROGRAM (AML-CFT- PFWMD)

APU PPT & PFWMD Program in 2025

Pursuant to Law No. 8 of 2010 on the Prevention and Eradication of Money Laundering Crimes, Law No. 9 of 2013 on the Prevention and Eradication of Terrorism Financing Crimes, POJK No. 08 of 2023, and PPATK regulations, the AML, CTF, and PFWMD programs were implemented through the following initiatives:

1. Preparation, alignment, updating, and adequacy of AML, CTF, and PFWMD programs across all internal regulations of Bank Syariah Indonesia in line with applicable requirements.
2. Implementation of sampling reviews and AML, CTF, and PFWMD socialization conducted by Regional AML Representatives at branch offices based on a Risk-Based Approach.
3. Enhancement of quality and monitoring of reporting obligations related to AML, CTF, and PFWMD, including Suspicious Transaction Reports (STR), Cash Transaction Reports (CTR), Cross-Border Funds Transfer Reports (CBFTR), and the Integrated Customer Information System (SIPESAT), as well as other AML, CTF, and PFWMD reporting obligations in accordance with regulatory provisions and Service Level Agreements (SLA) set by the Regulator.
4. Enhancement of systems and supporting applications for the implementation of AML, CTF, and PFWMD programs, including:
   a. Enhancement of the New AML application in line with technological developments in AML, CTF, and PFWMD implementation, consisting of two phases: Phase 1 Screening and Risk Rating, and Phase 2 Transaction Monitoring and Reporting.
   b. Development of the Simple BSI application to support AML, CTF, and PFWMD sampling reviews conducted by Regional AML Representatives.
5. Socialization and enhancement of employee awareness and competency in implementing AML, CTF, and PFWMD programs through:
   a. Socialization of suspicious financial transactions based on predicate offences.
   b. AML, CTF, and PFWMD refreshment through the Essential Cinema program, attended by both organic and non-organic BSI employees.
   c. Development of AML, CTF, and PFWMD awareness materials in the form of videos, comics, and infographics delivered to all regions on a monthly basis through Regional AML Representatives.
6. Enhancement of customer data quality through data improvement and/or updating programs focusing on the availability of complete, accurate, current, and comprehensive customer information.
7. Implementation of ISO 37301:2021 Compliance Management System with AML, CTF, and PFWMD scope in 2022, followed by the completion of the re-certification (surveillance audit) process in November 2025.
8. Participation in the Presidential Lecture commemorating the 22nd Anniversary of the Indonesian AML, CTF Movement at the State Palace on 17 April 2024.
9. Improvement in the quality and integrity of AML reporting, which received a VERY GOOD rating in the Financial Integrity Rating (FIR) for 2025 from PPATK.
10. Strengthening of the AML system through the implementation of a new AML system to support screening, risk rating, and transaction monitoring processes.
11. Implementation of an application to fulfil tax data requests through the Exchange of Information (EOI) with the Directorate General of Taxes.

LITIGATION

Important Cases

Throughout 2025, Bank Syariah Indonesia was involved in significant cases, including civil, criminal, and industrial relations matters. Some of these cases were still in the process of settlement, while the remainder had been declared final and legally binding.

A summary of the significant cases encountered is presented in the table below.

Important Cases in 2025

No.	Legal Issues	Number of Cases		
		Civil	Criminal	Industrial Relations
1	Legal matters/issues that are still in the process of being resolved	267	-	1
2	Legal cases/issues that have been resolved and/or are final and binding	223	-	
	Total	**490**	**-**	**1**

Information on court cases with material claim values or court decisions of ≥ Rp5 billion, including sanctions received and their impact on the Bank's business continuity:

No.	Main Subject of Case/Claim and Parties	Settlement Status	Impact on the Company	Management Actions	Sanctions
1	Civil lawsuit case No. 601/Pdt.G/2024/PN.Jkt.Utr between Ronald Suwandri as the Plaintiff and BSI as the Defendant, concerning an objection to the auction of two assets owned by the Plaintiff for the settlement of obligations of PT Jaya Makmur Hasta. Claim Value: • Material claim of Rp10,000,000,000 • Immaterial claim of Rp30,000,000,000	The North Jakarta District Court ruled that it does not have the authority to examine and adjudicate the case. Against this decision, the Plaintiff filed an appeal. The Jakarta High Court overturned the Defendant's exception in the first-instance decision and rejected the Plaintiff's claim in the first-instance ruling. The Plaintiff subsequently filed a cassation.	There is a potential risk of compensation; however, it is not material to BSI's business. In this case, BSI's legal position is strong, as BSI has prevailed at both the District Court and High Court levels.	Case monitoring. BSI's legal position is strong.	-
2	Civil lawsuit case No. 371/Pdt.G/2025/PA.Sby between Marcahyo Adi Prayani as the Plaintiff and BSI as the Defendant. The lawsuit concerns an objection to the auction process conducted by BSI, which was alleged to constitute an unlawful act (PMH) due to the Plaintiff's claim that the calculation of the remaining obligation was inaccurate. Claim Value: • Material claim of Rp99,200,000,000 • Immaterial claim of Rp291,593,480,983,056	The Surabaya Religious Court rejected the Plaintiff's claim. Against this decision, the Plaintiff filed an appeal. The Surabaya Religious High Court upheld the decision of the Surabaya Religious Court No. 371/Pdt.G/2025/PA.Sby. The Plaintiff subsequently filed a cassation.	There is a potential risk of compensation; however, it is not material to BSI's business. In this case, BSI's legal position is strong, as BSI has prevailed at both the District Court and High Court levels.	Case monitoring. BSI's legal position is strong.	-

LITIGATION

No.	Main Subject of Case/Claim and Parties	Settlement Status	Impact on the Company	Management Actions	Sanctions
3	Civil lawsuit case No. 92/Pdt.G/2025/PN.Tng between Supriadi as the Plaintiff, the President Director of BSI as Defendant I, the Head of BSI Kelapa Gading Branch as Defendant II, the President Director of PT Asuransi Takaful Keluarga as Defendant III, and the Head of PT Asuransi Takaful Keluarga Branch as Defendant IV. The Plaintiff, as the heir of a customer, requested the return of collateral in the form of Freehold Title (SHM) No. 115/Kel. Sumur Pancing, on the grounds that PT Asuransi Takaful Keluarga had processed the insurance claim, but the claim amount was allegedly insufficient. Claim Value: • Material claim of Rp15,000,000,000 • Immaterial claim of Rp2,000,000,000	The Tangerang District Court ruled that it does not have the authority to examine and adjudicate the case. Against this decision, the Plaintiff filed an appeal. The Banten High Court upheld the decision of the Tangerang District Court No. 92/Pdt.G/2025/PN.Tng dated 29 July 2025.	There is a risk of compensation; however, it is not material to BSI's business.	Case monitoring. BSI's legal position is strong.	-
4	Civil lawsuit case No. 361/Pdt.G/2025/PN.Blb between Tuti Hadiati as the Plaintiff; Heri Risnandar as Defendant I; Diana Herawati as Defendant II; M. Fajar as Defendant III; Permadi Andasasmita as Defendant IV; M. Fauzan Zakiri as Defendant V; PT Bank Syariah Indonesia as Defendant VI; and the Bandung Regency Land Office/ATR BPN as Co-Defendant I. The lawsuit concerns a dispute over ownership of the disputed object, which serves as collateral at BSI. The land object was purchased by the Plaintiff from the seller (the parents of Defendant I and Defendant II). The transfer of title was not processed prior to the seller's death, and Defendant I and Defendant II, as the heirs of the seller, processed the transfer of title based on a certificate of heirs, resulting in the land being registered under their names. Defendant I and Defendant II subsequently sold the land object under Deed of Sale and Purchase (AJB) No. 1/2025 to Defendant III, who is a BSI customer, and the Freehold Title (SHM) of the land object has now been transferred and registered under the name of Defendant III. Claim Value: • Material claim of Rp10,000,000,000.00 • Immaterial claim of Rp2,000,000,000	As of now, the case is still under examination at the Bale District Court, Bandung Regency.	There is a risk of compensation; however, it is not material to BSI's business.	Case monitoring. BSI's legal position is strong.	-
5	Civil lawsuit case No. 3197/Pdt.G/2025/PA.JS between PT Prospero Optima Solusindo as the Plaintiff and PT Bank Syariah Indonesia as the Defendant. The lawsuit was filed by an IT vendor that has a cooperation agreement with BSI as a system development service provider. The Plaintiff alleged that BSI committed a breach of contract (default) due to the non-payment related to the project carried out by the Plaintiff. Claim Value: • Material claim of Rp9,790,710,000.00 • Immaterial claim of Rp21,595,000,000.00	As of now, the case is still under examination at the South Jakarta Religious Court.	There is a risk of compensation; however, it is not material to BSI's business.	Case monitoring. BSI's legal position is strong.	-

LITIGATION

In addition to the legal cases described above, BSI also faced industrial relations cases, the details of which are presented in the table below.

No.	Main Subject of Case/Claim and Parties	Settlement Status	Impact on the Company	Management Actions	Sanctions
1.	Industrial Relations Case No. 56/Pdt. Sus-PHI/2025/PN.Srg between Yusuf Rahman (former BSI employee) as the Plaintiff and PT BSI as the Defendant. The lawsuit relates to the Plaintiff's termination for cause, with the Plaintiff claiming severance pay and long-service award compensation. Claim Value: • Material claim of Rp634,848,471 • Immaterial claim of Rp10,000,000,000	As of now, the case is still under examination at the Serang District Court	There is a risk of compensation; however, it is not material to BSI's business	The case remains under examination at the Serang District Court	Payment of compensation

Legal Cases Involving the Serving Board of Commissioners and Board of Directors

Throughout 2025, there were no legal cases involving the serving members of the Board of Commissioners and the Board of Directors.

Legal Cases Involving Subsidiaries

As of 31 December 2025, BSI did not have any subsidiaries; therefore, no legal cases were occurred involving subsidiaries.

Administrative Sanctions Imposed on the Company, the Board of Commissioners, and the Board of Directors by Capital Market Authorities and Other Authorities

Throughout 2025, BSI received several administrative sanctions, among others related to errors in reporting the Integrated Commercial Bank Report (LBUT), inaccuracies in reporting data to the Financial Information Service System (SLIK), delays in reporting the realization of financial literacy and inclusion programs, delays in reporting cash financial transactions, as well as sanctions related to consumer protection reporting. The total value of these sanctions amounted to Rp118,350,000 and was therefore categorized as not material and did not affect the continuity of BSI's business operations.

In addition, no administrative sanctions were imposed by the regulators on any members of the Board of Commissioners or the Board of Directors.

ACCESS TO COMPANY INFORMATION AND DATA

BSI consistently ensures the timely and accurate disclosure of up-to-date information regarding developments within the Bank to its stakeholders. The information disclosed is compiled and processed internally and subsequently presented in periodic reports in accordance with applicable information disclosure requirements. This practice reflects the Bank's commitment to transparency and compliance with prevailing laws and regulations, including capital market disclosure regulations.

The Bank's information transparency covers its position, condition, performance, and financial outlook, as disclosed through annual reports, periodic financial statements, interim reports, press releases, and other public disclosures. Stakeholders may utilise these information materials to assess the Bank's performance. All disclosures are updated on a regular basis and communicated to shareholders and capital market authorities through various communication channels. This regular disclosure process forms part of the Bank's efforts to establish effective and inclusive communication with all stakeholders.

The Company has established communication channels for investors and capital market participants to engage with Investor Relations, as detailed below.

Investor Relations Group
Gedung The Tower
Jl. Gatot Subroto No. 27 Kel. Karet Kuningan
Kec. Setiabudi, Jakarta Selatan
Jakarta 12930 Indonesia
Website-Investor Relations: ir.bankbsi.co.id
E-mail: investor-relations@bankbsi.co.id

CODE OF CONDUCT

The Code of Conduct serves as the Bank's internal guideline that sets out core values, business ethics, commitments, and the enforcement of corporate regulations governing individual conduct in carrying out business activities, other professional duties, and interactions with stakeholders. The Code of Conduct establishes ethical and behavioral standards that must be observed by all levels within the Bank, including the Board of Directors, the Board of Commissioners, Senior Management, and Employees, both in the performance of daily duties and in business relationships with customers, business partners, and colleagues.

The primary objective of the Code of Conduct is to provide clear guidance to ensure that any violations of the Code of Conduct and business ethics across the Bank can be detected in a timely manner. As the banking industry is founded on trust and public confidence, all activities must be conducted ethically, responsibly, and with integrity.

The application of ethical conduct and business ethics is intended to prevent the development of improper relationships with customers or among Bank personnel. These provisions support the implementation of Good Corporate Governance, which in turn strengthens the Bank's image and reputation. The Company has established processes for the implementation and monitoring of compliance with the Code of Conduct. The Director of Human Capital is responsible for overseeing the consistent application of the Code of Conduct across all levels of the Bank.

Key Provisions of the Code of Conduct
The matters regulated in the Code of Conduct are as follows:

1. Conflict of Interest
   The implementation of conflict-of-interest provisions includes the following:
   a. Bank personnel are required to avoid activities that may give rise to conflicts of interest. Activities that may cause conflicts of interest must be avoided.
   b. Bank personnel are prohibited from approving and/or requesting approval for financing facilities, as well as special margin/profit-sharing rates, for:
      - themselves;
      - family/relatives up to the second degree, both vertically and horizontally;
      - companies in which the relevant individual and/or their family has an interest.
   c. Family/relative relationships with Bank personnel up to the second degree, both vertically and horizontally, must be disclosed in accordance with applicable provisions.
   d. The provision of financing facilities to Executive Officers of the Bank, including their family/relatives up to the second degree, must obtain approval from the Board of Commissioners in accordance with applicable regulations, the implementation of which is governed by the Bank's internal policies.
   e. Bank personnel must avoid activities involving organizations and/or individuals that may result in conflicts of interest.
   f. Bank personnel are prohibited from taking or using Bank facilities for their own interests, those of their family, or other external parties.
   g. Bank personnel may conduct securities transactions, foreign exchange trading, precious metals trading, derivative transactions, and other goods transactions for personal interests outside working hours provided that there is no conflict of interest, no violation of insider trading regulations issued by regulators, and no violation of other applicable laws and regulations.

2. Prohibition of Bribery (Risywah)
   Bank personnel must take firm action against any form of gifts or gratifications from customers, business partners, or other third parties.

3. Confidentiality
   Bank personnel must maintain the confidentiality of Bank data, particularly all information relating to deposit customers and their deposits, as well as investor customers and their investments, in accordance with applicable regulations.

CODE OF CONDUCT

4. Abuse of Position
   Bank personnel are prohibited from abusing their authority and obtaining benefits, either directly or indirectly, based on information obtained from the Bank's business activities.

5. Insider Conduct
   Insiders who possess confidential information are prohibited from using such information to obtain benefits for themselves, their families, or other third parties.

6. Integrity and Accuracy of Bank Data
   The Bank operates in a highly regulated industry; therefore, the accuracy of the data presented must be maintained.

7. Integrity of the Banking System
   Bank personnel must ensure that they are not involved in criminal acts and/or other illegal activities that may disrupt the banking system, such as fictitious financing, misappropriation of customer funds, transaction fraud, data falsification, and similar acts.

8. Management of Employee Accounts
   The Bank must ensure that all accounts held in the name of Bank personnel are managed fairly and in accordance with all requirements stipulated in the Bank's Company Regulations. The Human Capital Unit ensures the use of such accounts while maintaining Bank confidentiality provisions.

9. Annual Disclosure
   In relation to the implementation of the Bank's Code of Conduct, Bank personnel are required to submit an annual statement honestly and in an accountable manner.

10. Supervision, Implementation, and Updating
    The Director/SEVP of Human Capital is responsible for supervising the implementation of the Code of Conduct by all Bank personnel without exception.

11. Sanctions for Violations/Non-Compliance
    In the event of violations or non-compliance with these provisions, the violator may be subject to sanctions in accordance with applicable regulations.

Compliance with the Code of Conduct

The Bank's Code of Conduct applies to the entire organisation, encompassing the Board of Commissioners, the Sharia Supervisory Board, the Board of Directors, and all employees. As a demonstration of the Bank's commitment to upholding the Code of Conduct, its implementation is reinforced through the annual signing of an Integrity Pact. The signing of the Integrity Pact by the Board of Commissioners, the Board of Directors, and executive officers serves as a preventive measure to control gratification practices and/or actions that violate the BSI Code of Conduct, as well as other actions that are contrary to applicable laws and regulations.

Dissemination of the Code of Conduct

The Bank's Code of Conduct is formally stipulated in internal regulations, including the Company Regulation (Peraturan Perusahaan/PP) of PT Bank Syariah Indonesia Tbk for the 2025-2027 period (PP BSI) and its implementing provisions. The PP BSI is accessible to all levels of management and employees through the intranet network, as part of efforts to reduce paper usage and support the sustainable finance programme.

The dissemination and socialisation of the Code of Conduct aim to enhance understanding and consistent implementation among all BSI employees. Through these efforts, management and employees are expected to comply fully with the applicable provisions. Socialisation activities are carried out by management and the relevant work units.

One of the socialization programs conducted regularly was "Jumat Berkah" and "Munajat Jumat", which served as a platform to convey the Company's values, namely AKHLAK, as the core values for BSI employees. Through this program, employees are expected to remain aligned with ethical standards and the Bank's Code of Conduct. The Code of Conduct is also disseminated through other media, such as infographics and circular letters.

In addition, dissemination of the Code of Conduct has been conducted through the New Policy System (NPS) portal and the Bank's website. Socialisation has also been extended to both internal parties, including organic and non-organic BSI employees, as well as external parties such as

business partners, vendors, service providers, and other third parties

Efforts to Implement and Enforce the Code of Conduct

The effective implementation and enforcement of the Code of Conduct are essential to safeguarding integrity, transparency, and accountability across all organisational activities. In demonstrating its commitment to ethical values, BSI has undertaken concrete and consistent measures, one of which is the implementation of an Integrity Pact signed by all levels of management and employees.

The Integrity Pact represents a tangible manifestation of BSI's commitment to high ethical standards. All individuals within BSI, from management to employees, are required to sign the Integrity Pact as formal acknowledgment of and adherence to the applicable Code of Conduct. This requirement reinforces the principle that every action and decision taken must reflect the ethical and moral standards established by the Company.

The Integrity Pact is renewed on an annual basis, underscoring BSI's ongoing commitment to ensuring that all personnel remain aligned with prevailing values, policies, and ethical standards. This annual renewal also serves as a mechanism to reinforce compliance with the Code of Conduct and provides an opportunity to incorporate updates in response to regulatory developments or changes in the business environment.

Through these measures, BSI seeks not only to strengthen awareness and compliance with the Code of Conduct among its employees and management, but also to foster a professional, responsible, and integrity-driven work culture. The enforcement of the Code of Conduct through the Integrity Pact is expected to mitigate potential ethical violations and enhance public trust in BSI as a reliable financial institution with strong ethical foundations.

Types of Sanctions for Code of Conduct Violations

Disciplinary actions are imposed on employees who fail to fulfil their obligations and/or violate Company policies or regulations, through the application of graduated sanctions, as follows:

1. Non-Sanction Violation Category: Written Coaching Letter (Non-Sanction)
2. Minor Violation Sanction Category:
   a. Written Warning Letter 1
   b. Written Warning Letter 2
3. Moderate Violation Sanction Category:
   a. Written Warning Letter 1
   b. Written Warning Letter 2
4. Major Violation Sanction Category:
   a. First and Final Severe Warning Letter (SPT)
   b. Termination of Employment (PHK)

Number of Violations and Sanctions Imposed

During the 2025 period, the Company imposed disciplinary sanctions at light, moderate, and severe levels in response to violations of internal policies and provisions. The classification of these sanctions reflects the level and characteristics of the violations that occurred. Overall, the total number of code of ethics violations that occurred at BSI was 46 cases. The Company remains consistent in enforcing discipline and is committed to strengthening compliance and governance throughout the organization.

LONG-TERM COMPENSATION POLICY BASED ON PERFORMANCE

The Bank provides Long-Term Incentives (LTI) as a form of variable remuneration in the form of shares issued by the Bank, representing a certain percentage of total variable remuneration. For Independent Commissioners, the LTI in the form of shares is converted and paid in cash in accordance with applicable provisions.

The amount of LTI granted is determined based on individual performance, roles and responsibilities in managing the Bank, as well as the level of risk associated with the position held. The LTI is granted in a deferred or blocked form for a period of three (3) years and may be paid proportionally on an annual basis.

The granting of LTI is subject to the approval and determination of PT Bank Mandiri (Persero) Tbk, as the Majority Series B Shareholder and proxy of the General Meeting of Shareholders, following prior consultation with the Ministry of State-Owned Enterprises as the Series A Dwiwarna Shareholder, as resolved in the Annual General Meeting of Shareholders for the 2023 financial year.

Further information regarding the realisation of LTI grants is presented in the section on Governance in Remuneration within the Corporate Governance chapter of this Annual Report.

WHISTLEBLOWING SYSTEM

BSI is committed to building a sound and integrity-driven business environment and aims to become a trusted Sharia Bank in delivering high-quality services.

To uphold this commitment, BSI has established a Whistleblowing System (WBS) as a reporting channel. The WBS provides an opportunity to report alleged fraud or legal violations, breaches of the Code of Conduct, and conflicts of interest committed by internal parties within BSI.

As a form of protection for whistleblowers, BSI is committed to ensuring the confidentiality of the reporter's identity and the contents of the report submitted.

Submission of Violation Reports

Reports of alleged violations will be more easily followed up if they contain the following elements:

1. The reporter is required to provide initial information, namely:
   a. What: The act suspected to constitute a violation.
   b. Who: The parties involved in the act.
   c. Where: The location where the act occurred.
   d. When: The time when the act occurred.
   e. Why: The motive behind the violation and the cause of its occurrence.
   f. How: How the act was carried out (modus, method, etc.).
7. To accelerate the follow-up process, the reporter should attach preliminary evidence of the alleged misconduct, including:
   a. Written evidence, such as financing documents, letters, and notarial deeds.
   b. Written statements from witnesses.
   c. Written statements from the alleged perpetrator.
   d. Indirect evidence, including electronic documents and/or printouts, CCTV footage, voice recordings, SMS messages, and similar materials.

   Any evidence submitted by the reporter must not be obtained in violation of applicable laws and regulations.
5. To facilitate communication, the reporter is encouraged to provide identity information, including:
   a. Name of the reporter (anonymous reporting is permitted).
   b. Telephone number or email address that can be contacted.

Channels for Reporting Violations

The Bank provides several channels for reporting misconduct, as follows:

Website: https://whistleblowing.tips/wbs
/@E-WBSI
Email: e-wbsi@rsm.id
Telepon/WA/SMS: 08117-851-851

Protection for Whistleblowers

BSI is committed to providing full support and protection to every whistleblower by ensuring the confidentiality of the reporter's identity and the proper handling of investigations and disclosures related to submitted reports. Follow-up actions are carried out after the Bank has verified that the report is substantiated and supported by sufficient evidence.

WHISTLEBLOWING SYSTEM

Complaint Handling

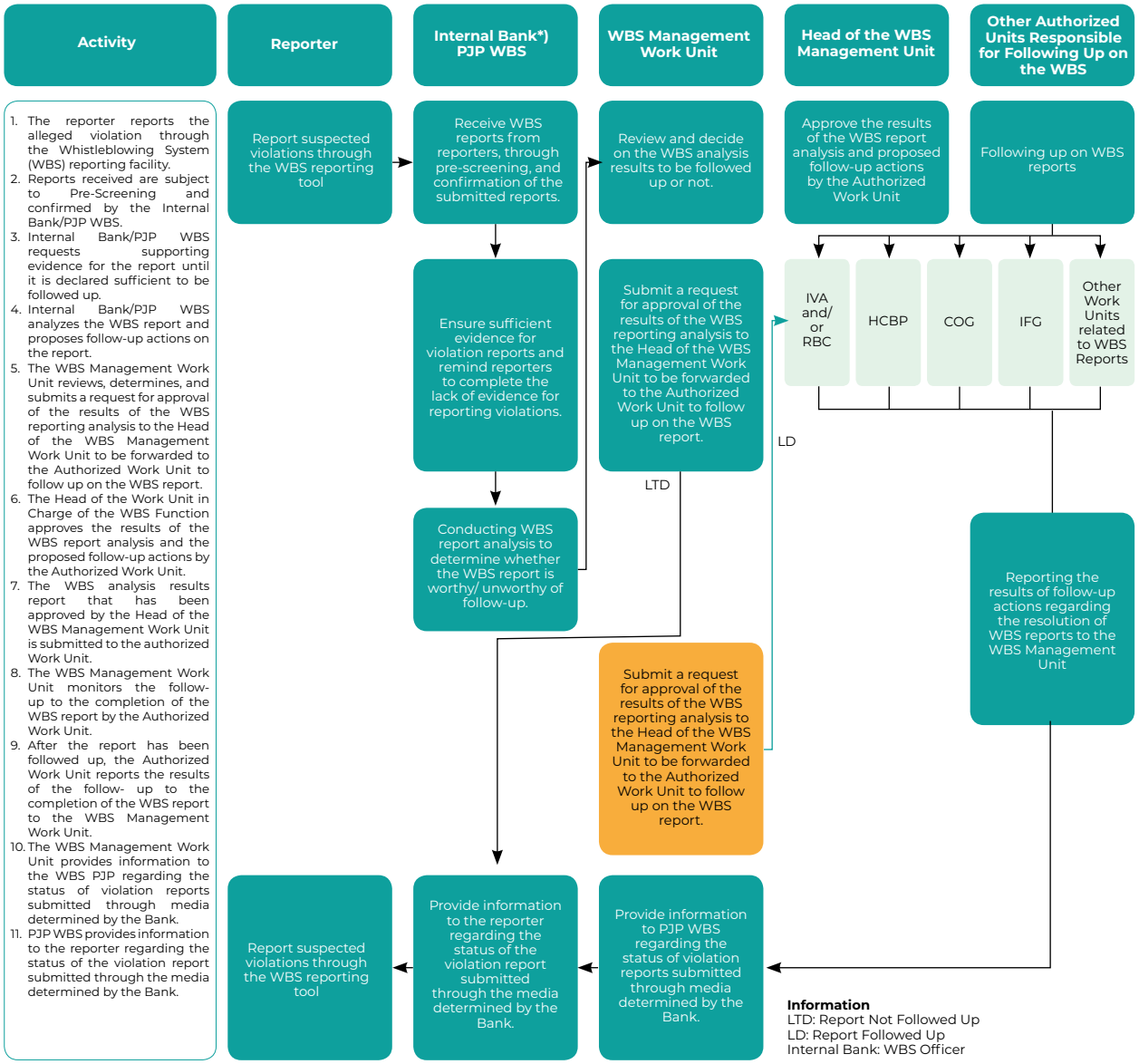

WHISTLEBLOWING SYSTEM

Scope of Violations

The scope of violations that may be reported through the Whistleblowing System includes the following:

1. Fraud
2. Asset Misappropriation
3. Information Leakage
4. Banking Crimes
5. Violation of Company Regulations
6. Conflict of Interest
7. Bribery and/or Gratification
8. Unethical Conduct
9. Violations of Sharia Compliance
10. Other actions that may be considered equivalent to forms of violations.
11. Violations related to Corruption, Collusion, and Nepotism (KKN) within the Bank.
12. Violations of laws and regulations within the Bank.

Management of Violation Reports

In managing reports of violations, the Bank engages an external party, PT RSM Indonesia. In addition, the unit or function responsible for managing the WBS is under the Compliance Group. The Compliance Group reports to the President Director or Director and maintains direct communication and reporting lines with the Board of Commissioners.

Whistleblowing System Socialization

Socialization of the Whistleblowing System and Anti-Gratification reporting media was carried out to all employees through employees' desktop computers, employee emails, the Bank's website, as well as through training activities and sharing sessions. The socialization was also conveyed to customers, partners or Bank counterparties, and the public.

Number of Complaints and Complaint Process

As of 31 December 2025, the Bank received a total of 118 reports through the Whistleblowing System, comprising 20 reports related to financing, 16 reports related to operational matters, 40 reports concerning violations of the Code of Ethics, and 42 reports that were not related to WBS violations.

During 2025, the Bank received 118 complaints through the whistleblowing system up to 31 December 2025, of which 11 complaints had been followed up and resolved, 3 complaints were still in the follow-up process, 8 complaints were considered not yet followed up, and 96 complaints were deemed not eligible for follow-up in accordance with the prevailing criteria and provisions.

Sanctions/Follow-Up on Complaints In 2025

Based on 11 reports that had been followed up, 11 (eleven) reports were proven to involve violations/fraud and sanctions had been imposed in accordance with the Bank's regulations.

ANTI-CORRUPTION PROGRAM

PROGRAMS AND PROCEDURES TO COMBAT CORRUPTION PRACTICES

Anti-Bribery Management System

As part of the commitment of BSI's management to preventing and combating corruption, the Bank has implemented an Anti-Bribery Management System since the initial merger in 2021. The system has been certified under ISO 37001:2016, with its scope covering procurement activities within the Procurement and Fixed Asset Group at the Head Office. Regular surveillance audits have been conducted on an annual basis to ensure the continued effectiveness of the system.

In 2025, BSI successfully maintained the ISO 37001:2016 Anti-Bribery Management System (SMAP) certification within the scope of procurement at the Procurement and Fixed Asset Group Unit and BSI Corporate University at the Head Office.

Gratification Policy

In reference with laws and regulations on the eradication of corruption, namely Law No. 31 of 1999 as amended by Law No. 20 of 2001, corruption is defined as the abuse of authority to unlawfully enrich oneself or another person or party. Gratification is one of the prohibited acts that may lead to fraud and corruption. To mitigate such risks, BSI has established an Operational Technical Guideline (Petunjuk Teknis Operasional/PTO) on Gratification Control, which is continuously socialised throughout the Bank's organisation.

Through the implementation of gratification control, all employees are expected to:

1. Establishing Good Governance values and instilling the value of integrity.
2. Refusing to receive or give any gratification related to their position that conflicts with their duties or responsibilities.
3. Reporting any gratification received that is related to their position and conflicts with their duties or responsibilities to the Gratification Control Unit under the Compliance Unit's coordination.

Procedures carried out in addressing corruption, kickbacks, bribery fraud and/or gratuities, including:

1. Gratification control is the responsibility of all Bank personnel.
2. All Bank personnel are required to avoid and refuse any gratification that may be considered bribery, whether originating from external or internal parties, that is related to their position and contrary to their duties as Bank officers.
3. If a gratification cannot be refused at the first opportunity, the recipient must return the gratification no later than 24 hours after receipt and report the return to the Gratification Control Unit (Anti-Bribery – Compliance Group), accompanied by authentic evidence of the return, such as a handover report signed by the recipient and the giver or proof of deposit/transfer if the gratification is in cash.
4. Bank personnel who refuse or receive gratification are required to report such refusal or receipt to the Gratification Control Unit via email at: antibribery@bankbsi.co.id and/or WhatsApp at 08118 451 451 no later than 10 (ten) working days from the date of refusal or receipt, with a copy to the reporting unit head.
5. The Gratification Control Unit reviews reports of gratification refusal or receipt, determines the classification of the gratification, and issues a Gratification Determination Letter no later than 30 (thirty) working days after complete receipt of the report and supporting documents.
6. Bank personnel are required to educate the giver or parties with potential conflicts of interest, in a proper and courteous manner, regarding the prohibition on receiving gratification deemed as bribery and/or other prohibited forms of gratification.
7. If Bank personnel become aware of any gratification deemed as bribery that is not reported by the recipient, the matter may be reported through the Whistleblowing System (WBS).

Gratification Report 2025

ANTI-CORRUPTION PROGRAM

During 2025, there were 20 (twenty) gratification reports with the following details::

- 18 (eighteen) gratification reports were followed up by the BSI Anti-Bribery unit, amounting to Rp8.386.680, and appropriate handling recommendations were provided.
- 2 (two) gratification reports were followed up by the Corruption Eradication Commission (KPK), amounting to Rp5.750.000, and appropriate handling recommendations were provided based on the decision recommendations of the KPK leadership.

Anti-Corruption Training/Socialization for Employees

The implementation of gratuity control socialization aims to enhance the Bank's organizational understanding of Gratuity Control, fostering an Anti-Fraud Awareness culture based on the Gratuity Control Operational Technical Guidelines (PTO).

In 2025, the programs that were implemented included:

1. Risk Awareness and Anti-Fraud Campaign Program for all employees through online and offline socialization, e-mail blasts, desktop computer notifications, posters, infographics, videos, social media, and onsite monitoring. The details of the activities were as follows:
   a. Socialization of anti-gratification content/ posters in collaboration with the Corporate Secretary & Communication Group (CSG), Chief Information Security Officer (CISO) and the IT Operation Group (IOG) through e-mail blasts, WhatsApp blasts, social media, and the Company's website.
   b. Anti-Gratification (Laa Risywah) socialization to internal parties, including organic and non-organic BSI employees, as well as to external parties such as partners, vendors, business partners, and other third parties.
2. Visits to work units in order to monitor the implementation of gratification control within work units, including branch offices (KC) and sub-branch offices (KCP).

ANTI-FRAUD POLICY

Anti-Fraud Strategy

BSI has implemented an Anti-Fraud Strategy in reference with POJK No. 12 of 2024 on the Implementation of Anti-Fraud Strategies for Financial Services Institutions. To further strengthen its commitment and ensure effective implementation, the Bank has established specific internal policies that comprehensively outline the Anti-Fraud Strategy, including the Anti-Fraud Policy, Standard Procedures for Anti-Fraud Strategy Control (SAF), and other related regulations.

In line with the POJK, BSI defines fraud as any act of deviation and/or deliberate omission intended to deceive, mislead, or manipulate the Bank, customers, or other parties, occurring within the Bank's environment and/or using the Bank's facilities, which results in losses to the Bank, customers, or other parties and/or provides direct or indirect benefits to the perpetrator and/or other parties.

Objectives

The objectives to implement Anti-Fraud Policy include the following:

1. To provide fundamental guiding provisions for all Bank personnel to strengthen the internal control system, particularly in implementing the four (4) pillars of the fraud control system, namely:
   a. prevention;
   b. detection;
   c. investigation, reporting, and sanctions;
   d. monitoring, evaluation, and follow-up, as part of the implementation of the anti-fraud strategy across all levels of the Bank to safeguard and secure the Bank's business activities.
2. To provide guidance in supporting the implementation of the anti-fraud strategy.
3. To serve as a reference for Bank personnel in developing and socializing an anti-fraud declaration in order to minimize the risk of losses to the Bank.

Anti-Fraud Strategy Application Framework

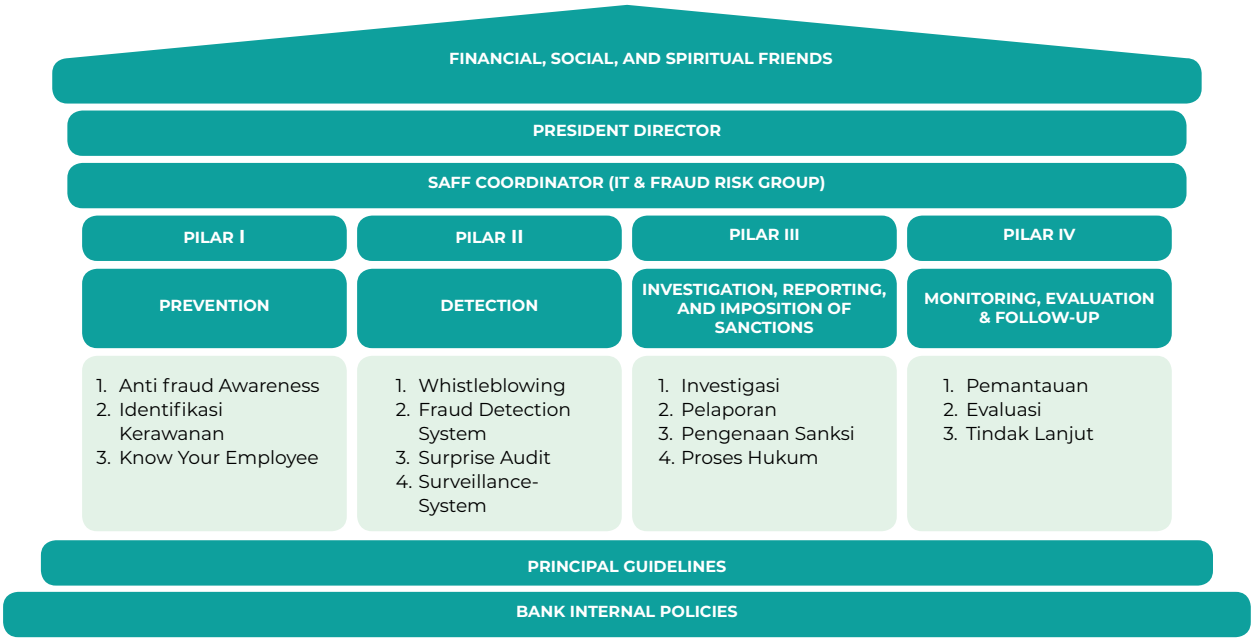

ANTI-FRAUD POLICY

The Anti-Fraud Strategy is developed comprehensively and implemented through a fraud control system using tools derived from the four (4) interrelated pillars, as follows:

1. Pillar I: Fraud Prevention, through anti-fraud awareness programs (the development and socialization of Anti-Fraud Declaration and Anti-Fraud Culture Program for Employees), vulnerability identification, and Know Your Employee (KYE).
2. Pillar II: Fraud Detection, through reporting channels (Whistleblowing System and Anti-Bribery/Gratification), Surprise Audits, and Surveillance Audits.
3. Pillar III: Fraud Investigation, Reporting, and the Imposition of Sanctions, including legal proceedings.
4. Pillar IV: Fraud Monitoring, Evaluation, and Follow-up.

BSI establishes an anti-fraud culture based on four pillars, namely Prevent, Detect, Act, and Monitor:
1. Prevent fraud from occurring within the Bank (Zero Tolerance for Fraud).
2. Detect to uncover fraud incidents within the Bank.
3. Act promptly against fraud perpetrators to maintain a sound banking business.
4. Monitor the consistency and commitment in following up on fraud incidents.

Active Management Oversight

The Board of Commissioners, the Sharia Supervisory Board, and the Board of Directors of Bank Syariah Indonesia are authorised and responsible to:

1. Develop an anti-fraud culture and awareness at all levels of the organization, including the issuance of an Anti-Fraud Declaration (Anti-Fraud Statement) and adequate communication to all organizational levels regarding behaviors that constitute fraud.
2. Sign an integrity pact across the entire organization, including the Board of Directors, the Sharia Supervisory Board, the Board of Commissioners, and all Bank employees, which at least covers:
   a. Compliance with laws and applicable regulations;
   b. Acting objectively and upholding ethical and moral values, fairness, transparency, consistency, and high standards of honesty and commitment;
   c. Actively participating in efforts to prevent and eradicate fraud and being willing to report fraud incidents within the Bank; and
   d. Creating a work environment free from corruption, collusion, and nepotism (KKN).
5. Establish and oversee the implementation of the Code of Conduct related to fraud prevention at all organizational levels.
6. Establish and oversee the comprehensive implementation of the Anti-Fraud Strategy.
7. Develop the quality of human resources, particularly in relation to increasing fraud awareness and fraud control.
8. Monitor and evaluate fraud incidents and determine appropriate follow-up actions.
9. Develop effective internal and external communication channels to ensure that all Bank officers and employees understand and comply with applicable policies and procedures, including policies and procedures for fraud control.
10. Ensure the active role of the Sharia Supervisory Board in upholding and ensuring the implementation of sharia principles (sharia compliance) in the Bank's activities and operations. In this regard, the Sharia Supervisory Board performs an active role in enforcing the Anti-Fraud Policy in relation to the following matters:
    a. Supervising the implementation of the Anti-Fraud Policy, particularly deviations related to sharia principles;
    b. Supervising and ensuring the development of human resource quality, particularly with respect to enhancing fraud awareness and control;
    c. Supervising the monitoring and evaluation processes, as well as reporting on fraud incidents and the determination of follow-up actions, particularly those related to deviations from sharia principles.

ANTI-FRAUD POLICY

Anti-Fraud Organization and Authority

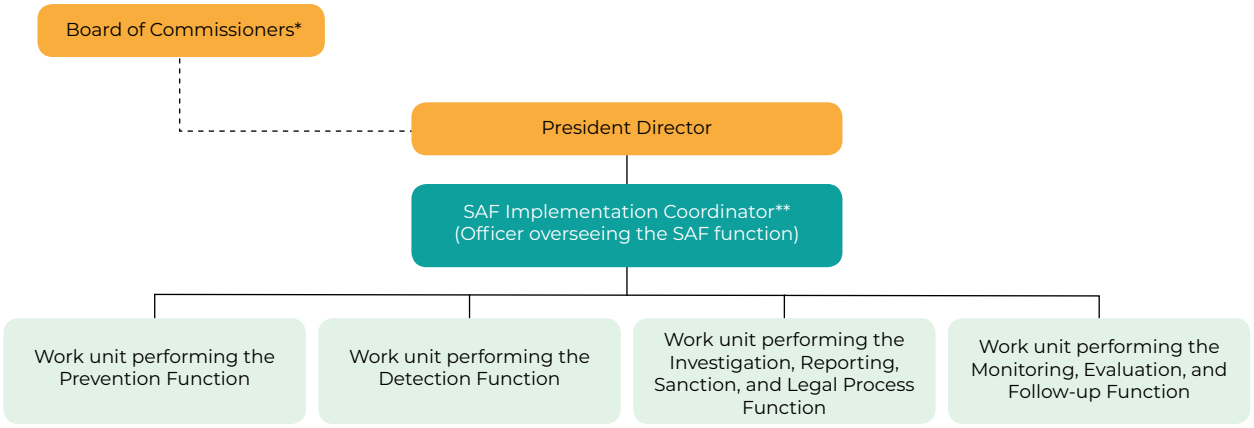

(*) Cross-communication channel by the officer overseeing the SAF function to the Board of Commissioners
(**) IT & Fraud Risk Group (IFG) as the implementing unit of the SAF Implementation Coordinator function

The work unit serving as the coordinator for the implementation of Anti-Fraud Strategy is accountable to the President Director and maintains communication and reporting lines with the Board of Commissioners regarding the implementation of Anti-Fraud Strategy. Organisationally, the official overseeing Anti-Fraud Strategy function is positioned under the Director of Risk Management; therefore, communication and reporting to the President Director and the Board of Commissioners are conducted through the Director of Risk Management. The official responsible for Anti-Fraud Strategy function shall acquire anti-fraud professional certification, experience in anti-fraud field, and/or adequate experience in the banking industry.

Reporting

BSI submits the Anti-Fraud Strategy Implementation Report to the OJK on a semi-annual basis, as well as incidental reports in the event of fraud incidents with significant impact that may disrupt the Bank's operational activities.

Number of Deviations (Internal Fraud) and Resolution Efforts

Internal Fraud	Total Cases Carried Out by						Remark
	BOC/BOD		Permanent Employee		Non-Permanent Employee		
	Previous Year (2024)	Current Year (2025)	Previous Year (2024)	Current Year (2025)	Previous Year (2024)	Current Year (2025)	
Total Fraud	-	-	24	3	4	-	-
Resolved	-	-	24	3	4	-	-
In the process of internal resolution	-	-	-	-	-	-	-
Not yet subject to resolution efforts	-	-	-	-	-	-	-
Followed up through legal proceedings	-	-	8	1	2	-	-

CONFLICT OF INTEREST POLICY

BSI implements a Conflict of Interest Policy in line with SEOJK No. 14/SEOJK.03/2025 to uphold integrity and objectivity in all operational activities and decision-making processes. Accordingly, members of the Board of Directors, the Board of Commissioners, Bank Committees, the Sharia Supervisory Board (DPS), Executive Officers, and all employees are required to avoid any form of conflict of interest in carrying out their duties and responsibilities.

The Conflict of Interest Policy serves as a framework to identify, prevent, and manage potential conflicts of interest that may arise in the Bank's business activities. The policy regulates preventive and handling mechanisms, including decision-making procedures and mitigation measures, as well as administrative processes for recording, documenting, and disclosing conflicts of interest in meeting minutes or other official documents. In the event of a conflict of interest, the relevant party shall disclose the condition transparently during the decision-making process and must not take any action that may harm the Bank. Such disclosures are documented in meeting minutes, including the identity of the conflicted party, the nature of the issue, and the basis for the decision taken, with decision authority adjusted to ensure independence.

Through the consistent implementation of this policy, BSI ensures that all business activities and decisions are conducted professionally, transparently, and in the best interests of the Bank

Throughout 2025, there were no conflicts of interest involving BSI management that resulted in losses for the Bank. The Bank has taken several measures to prevent conflicts of interest, including:

1. e-Poster
   The Bank created electronic posters (e-posters) that were disseminated to all employees as a preventive measure against conflicts of interest.
2. Integrity Pact
   To prevent conflict of interest situations, all members of management and employees are required to submit an annual disclosure of any potential conflicts of interest as part of the Integrity Pact, which is managed by the Human Capital unit and integrated into the Bank's human resources system to support effective monitoring and prevention.
3. E-mail Blast

INSIDER TRADING

As a publicly listed company, BSI complies with all applicable capital market laws and regulations. Compliance with capital market provisions is implemented by upholding key principles, including fulfilling the Bank's regulatory obligations in accordance with prevailing regulations and establishing a dedicated function within the Corporate Secretary responsible for ensuring compliance with capital market requirements, supported by clearly defined duties and responsibilities.

Provisions relating to insider trading are stipulated in the internal regulation, namely the Standard Operating Procedures of Corporate Secretary & Communication. Under these internal provisions, insider trading is defined as transactions involving the Company's or the Bank's securities, including but not limited to Sharia-compliant shares, pre-emptive rights (HMETD), Sharia bonds, and medium-term notes, conducted by parties who possess inside information. The use of such inside information to gain benefits in the capital market is categorised as an illegal activity.

Insiders are required to uphold the values set out in the Company's/Bank's Code of Conduct, including the following:
1. Ensuring that personal interests do not conflict with the interests of the Company/Bank.
2. Not abusing position or authority for personal or family interests.
3. Refraining from any misconduct that may damage professional integrity or the reputation of the Company/Bank.

The prohibitions on insider trading include the following:
1. Buying or selling the Company's/Bank's securities, or the securities of other companies conducting transactions with the Company/Bank, while inside information has not yet been published or made available to the public.
2. Influencing other parties to buy or sell the Company's/Bank's securities, or providing inside information to any party who may reasonably be expected to use such information to buy or sell the Company's/Bank's securities.
3. Having a conflict of interest.
4. Abusing position or authority.
5. Engaging in market manipulation.
6. Conducting short selling or margin trading activities.

Throughout 2025, there were no incidents of insider trading within the Bank.

PROVISION OF FUNDS TO RELATED PARTIES AND LARGE EXPOSURES

Funding provision to related parties at BSI is governed by POJK No. 26/POJK.03/2021 on the Legal Lending Limit (LLL) and Large Exposures for Sharia Commercial Banks (BUS). Under this regulation, large exposures refer to the provision of funds to individuals or groups that are not classified as related parties, amounting to 10% or more of the Bank's core capital. The regulation stipulates that total funding to related parties is capped at a maximum of 10% of core capital, while funding to non-related parties is limited to a maximum of 25% of the Bank's Tier 1 capital. This POJK on BMPD for BUS has been effective since 1 January 2022.

To ensure compliance with these requirements, BSI has established the Bank Syariah Indonesia Financing Policy 2024, which regulates financing provisions to related parties, non-related parties, State-Owned Enterprises (SOEs), Regional-Owned Enterprises (BUMD), regional governments, as well as financing in foreign currencies. The implementation of this policy consistently refers to prevailing banking regulations, ensuring that all financing activities are conducted in accordance with standards set by the relevant authorities.

In practice, the funding follows standard financing procedures and is assessed based on reasonable returns for the Bank. As part of prudent risk management, any large exposure to a single borrower or a group of borrowers reaching 10% or more of the Bank's core capital is subject to heightened scrutiny. Such financing decisions are carefully reviewed by the Financing Committee, which comprises competent members, including the President Director, as a key decision-maker. In the absence of the President Director, the Vice President Director is authorised to assume this role in the decision-making process.

Throughout 2025, BSI did not record any violations or exceedances of the Legal Lending Limit.

Provision of Funds to Related Parties and Large Debtors

No.	Fund Provider	2025	
		Number of Borrowers	Nominal (in millions of Rupiah)
1	To Related Parties	319	1,918,453
2	To 20 Core Debtors		
	a. Individual	3	11,540,956
	b. Group	17	49,282,895
Total Core Debtors		20	60,823,851

TRANSPARENCY OF FINANCIAL AND NON-FINANCIAL CONDITIONS OF BUS

In reference with SEOJK No. 14/2025 (Section XXIII.1.g), transparency in the implementation of good corporate governance includes at least the disclosure of all aspects of the application of Good Corporate Governance principles. This includes transparency of the Bank's financial and non-financial conditions that have not been disclosed in other reports, including information required to be disclosed beyond what is stipulated under regulations on transparency and publication of bank reports.

BSI has submitted the Good Corporate Governance Implementation Report to shareholders, the OJK, and other relevant institutions in compliance with applicable regulations. In addition, the Bank has fulfilled its obligations to publish reports to stakeholders in accordance with prevailing accounting standards and applicable regulatory provisions.

List of Consultants, Advisors, or Equivalent Entities Engaged by BUS

Consultant Name	Scope of Work
Assegaf Hamzah & Partners	Legal Consultant
Hadiputranto Hadinoto & Partners (HHP Law Firm)	Legal Consultant
Karimsyah	Legal Consultant
Dewan Syam & Partners Law Firm	Legal Consultant
James Purba & Partners	Legal Consultant
SSF Law Firm and Partners	Legal Consultant
Suhendra & Partners	Legal Consultant

BUY BACK SHARES AND/OR BUY BACK OBLIGASI

In reference with Bank Indonesia Circular Letter (SEBI) No. 12/13/DPbs dated 30 April 2010 concerning the Implementation of Good Corporate Governance for Sharia Commercial Banks and Sharia Business Units, share buybacks and bond buybacks are defined as efforts to reduce the number of outstanding shares or bonds by repurchasing such shares or bonds, with settlement conducted in accordance with applicable regulations.

Throughout 2025, BSI did not carry out any share buyback and/or bond buyback transactions.

DISTRIBUTION OF FUNDS FOR SOCIAL ACTIVITIES, BOTH AMOUNT AND RECIPIENTS OF FUNDS

As part of its commitment to supporting the Sustainable Development Goals (SDGs), BSI Corporate Social Implementation programs aimed at delivering positive and sustainable impacts on the Bank's operating environment, surrounding communities, and stakeholders. As a Sharia-compliant bank, the design and implementation of these programs are consistently aligned with the principles of Maqashid Shariah, ensuring that social value creation goes hand in hand with ethical and responsible practices.

The distribution of ZISWAF funds is primarily directed to the eight asnaf categories, fakir, miskin, gharimin, muallaf, ibnu sabil, riqab, fii sabilillah, and amil, through partner institutions, and may also be extended to eligible individuals or institutions closely connected to the Bank as dzawil qurba. In addition, Social funds support broader social priorities, including poverty alleviation, productive economic activities, disaster relief, health and education support, religious and community facilities, scholarships, social and Islamic economic literacy, and other social initiatives that comply with Sharia principles, subject to approval from the Sharia Supervisory Board where required.

Source of Funds	Total
Zakat	253,690,822,343
Infaq	99,881,349,364
Social	42,897,192,104
Wakaf	4,852,345,944
Total	401,321,709,755

Non-Recognizable Income Includes Non-Halal Income and Its Utilization

In Million Rupiah

Source	
Infaq and Shadaqah	99,881
Fines	23,899
Non-Halal Income	11,203
Others	7,796
	142,779
Use of Charity Fund	
Distribution of Charitable Funds	(130,947)
(Decrease)/Increase of Charity Fund	11,832
Beginning Balance of Charity Fund	**4,876**
Ending Balance of Charity Fund	**16,708**

IMPLEMENTATION OF INTEGRATED GOVERNANCE

As a subsidiary of the Mandiri Group, BSI actively participates in the Integrated Governance Committee (TKT) established by the Parent Entity, PT Bank Mandiri (Persero) Tbk. The membership of the Committee is determined in line with the applicable provisions under the Board of Directors Decree of PT Bank Mandiri (Persero) Tbk No. KEP. DIR/136/2015 on Amendments to Membership of Committees under the Board of Commissioners. The number and composition of Independent Commissioners as members of the Integrated Governance Committee represent several subsidiaries as required and in line with prevailing regulations. As a subsidiary, BSI consistently follows and implements the directions and recommendations resulting from Integrated Governance Committee meetings.

Duties and Responsibilities of the TKT Committee:
1. Evaluating internal implementation and the execution of compliance functions in an integrated manner.
2. Providing recommendations to the Board of Commissioners of the Parent Entity (TKT).

Objectives of Establishing Integrated Governance:
1. Achieving a shared understanding between all subsidiaries and Bank Mandiri regarding the improvement of good governance quality within the Financial Conglomerate.
2. Building strong synergy and business alliances between all subsidiaries and Bank Mandiri to create sustainable added value for the Financial Conglomerate.

Relationship Between the Parent Entity and Subsidiaries Through Discussion Forums:
1. Integrated Risk Committee (IRC)
   The IRC is an Executive Committee responsible for formulating, among other things, Integrated Risk Management policies and improving or refining Integrated Risk Management policies based on evaluation results.
   a. a.Duties, Authority, and Responsibilities of the IRC::
      - The adequacy of processes for identifying, measuring, monitoring, and controlling risks in an integrated manner, as well as the Integrated Risk Management information system.
      - A comprehensive internal control system for the implementation of Integrated Risk Management.
      - The implementation of Risk Management within each subsidiary.

   b. IRC meetings are held at least three (3) times a year or whenever deemed necessary at the request of one or more committee members with voting rights (Voting Member), at the request of the Board of Directors, or based on a written proposal from relevant work units by submitting the discussion materials and coordinating with the Committee Secretary.
2. As a subsidiary, BSI regularly involves its Board of Directors in various board forums organized by the Parent Entity (Bank Mandiri), whether conducted on a quarterly or semi-annual basis.

Integrated Governance Assessment Results

The aspects and results of BSI Integrated Governance assessment in 2025 are presented in the following table:

IMPLEMENTATION OF INTEGRATED GOVERNANCE

No.	Aspect	Semester I/2025	Semester II/2025
1	Board of Directors	1.44	1.22
2	Board of Commissioners	1.70	1.70
3	Sharia Supervisory Board	1.00	1.00
4	Integrated Governance Committee	1.00	1.00
5	SKK (T)	1.25	1.25
6	SKAI (T)	1.00	1.00
7	PMR (T)	1.40	1.40
8	TK (T) Guidelines	1.33	1.33
9	Conflict of Interest	1.00	1.00
10	Remuneration Policy	1.00	1.00
Final Score		**1.28**	**1.28**

Semester I of 2025	
Ranking	**Definition of Ranking:**
1	The Financial Conglomerate was assessed to have implemented Integrated Governance in a generally sound manner. This was reflected in the adequate fulfillment of the principles of Integrated Governance. Where weaknesses in the implementation of Integrated Governance were identified, such weaknesses were generally not significant and could be promptly addressed by the Main Entity and/or the Financial Services Institutions (LJK).

Governance Structure

Strengths:

a. The number and composition of the Board of Directors and the Sharia Supervisory Board of the Company have complied with the requirements stipulated in the applicable laws and regulations; and
b. The number of human resources and supporting infrastructure for Corporate Governance implementation, such as Compliance Unit and Internal Audit Unit, have complied with regulatory requirements and are adequate to support the implementation of good corporate governance.

Weakness:

In relation to the Company's GMS held on 16 May 2025, there were 12 (twelve) members of the Company's management appointed at the Annual GMS who were still in the process of completing the documentation required for the OJK fit and proper test.

Governance Process

Strengths:

Similar to the governance structure aspect, almost all assessment criteria in the governance process aspect represented positive factors for the implementation of corporate governance, namely:

a. The implementation of duties and responsibilities of the Board of Directors, Board of Commissioners, and Sharia Supervisory Board (DPS) was carried out in accordance with the established Work Guidelines and in reference to the principles of good corporate governance. This included the conduct of meetings of the Board of Directors, the Board of Commissioners, and the DPS, as well as Joint Meetings, which were consistently well documented and served as material for evaluation to improve and strengthen the implementation of corporate governance in support of the Company's objectives.

IMPLEMENTATION OF INTEGRATED GOVERNANCE

b. All organs and supporting infrastructure for the implementation of corporate governance functioned effectively in overseeing the implementation of good corporate governance.

Weakness:
The implementation of risk management still required improvement, considering that fraud incidents were still identified during the assessment period.

Governance Outcome

Strengths:
a. Integrated Compliance Reports to the parent entity were submitted in a timely manner.
b. The Bank's Governance Report, Annual Report, and Bank Soundness Level Report were submitted to the regulators on time.
c. Recommendations from the Sharia Supervisory Board's oversight were conveyed to the Board of Directors of the Company, including oversight of the implementation of corporate governance principles and Sharia principles.
d. The Internal Audit Unit prepared and submitted reports on the implementation of its duties and responsibilities to the authorized officials in a complete, routine, and timely manner, with proper documentation.

Weakness:
There were still fines imposed by regulators that required follow-up actions.

Semester II of 2025	
Ranking	**Definition of Ranking:**
1	The Financial Conglomerate was assessed to have implemented Integrated Governance in a generally sound manner. This was reflected in the adequate fulfillment of the principles of Integrated Governance. Where weaknesses in the implementation of Integrated Governance were identified, such weaknesses were generally not significant and could be promptly addressed by the Main Entity and/or the Financial Services Institutions (LJK).

Governance Structure

Strengths:
a. All members of the Board of Directors have passed the OJK fit and proper test. The number and composition of the Board of Directors, Board of Commissioners, and Sharia Supervisory Board of the Company have complied with the requirements stipulated in the applicable laws and regulations; and
b. The number of human resources and supporting infrastructure for Corporate Governance implementation, such as the Compliance Unit and the Internal Audit Unit, have complied with regulatory requirements and are adequate to support the implementation of good corporate governance

Weakness:
In relation to the Company's GMS held on 16 May 2025, there were still 3 (three) members of the Company's Board of Commissioners appointed at the Annual GMS who were currently in the process of awaiting the schedule for the OJK fit and proper test.

IMPLEMENTATION OF INTEGRATED GOVERNANCE

Governance Process

Strengths:

Similar to the governance structure aspect, almost all assessment criteria in the governance process aspect represented positive factors for the implementation of corporate governance, namely:

a. The implementation of duties and responsibilities of the Board of Directors, Board of Commissioners, and DPS was carried out in line with the established Work Guidelines and with reference to the principles of good corporate governance. This included the conduct of meetings of the Board of Directors, Board of Commissioners, and DPS, as well as Joint Meetings, which were consistently well documented and served as material for evaluation to improve and strengthen corporate governance implementation in support of the Company's objectives.
b. All organs and supporting infrastructure for corporate governance implementation functioned effectively in overseeing good corporate governance implementation.

Weakness:

The implementation of risk management still required improvement, considering that fraud incidents were still identified during the assessment period.

Governance Outcome

Strengths:

a. Integrated Compliance Reports to the parent entity were submitted in a timely manner.
b. The Bank's Governance Report, Annual Report, and Bank Soundness Level Report were submitted to the regulators on time.
c. Recommendations resulting from the oversight of the Sharia Supervisory Board were conveyed to the Company's Board of Directors, covering oversight of the implementation of corporate governance principles and Sharia principles.
d. The Internal Audit Unit prepared and submitted reports on the implementation of its duties and responsibilities to the authorized officials in a complete, routine, and timely manner, with proper documentation.

Weakness:

There were still fines imposed by regulators that required follow-up actions.

RISK MANAGEMENT

BSI implements Risk Management in a structured, integrated, and continuous manner to support sustainable financial and operational growth. In line with the POJK Sharia Governance, BSI recognizes that business sustainability is closely influenced by risk exposures arising from banking activities, both directly and indirectly. As such, the Bank has established a comprehensive Risk Management Policy as an integral part of its Sharia governance framework, ensuring that all risk-taking activities remain consistent with Sharia principles, prudential banking practices, and applicable regulations.

BSI applies risk management as a fundamental management discipline that goes beyond regulatory compliance. Amid an increasingly dynamic external environment and the continuous development of products and services, effective risk management reflects the Bank's prudent approach in safeguarding business resilience, maintaining sound decision-making, and aligning risk exposure with the Bank's risk appetite, strategic objectives, and Sharia compliance commitments.

The implementation of effective risk management is intended to protect the Bank and its affiliated entities from potential adverse impacts arising from changes in the business environment that may result in financial or non-financial losses. At the same time, risk management functions as a value-creation enabler by strengthening institutional resilience, enhancing stakeholder confidence, and supporting sustainable performance in line with the objectives of Sharia banking.

The Bank's risk management framework comprises a series of methodologies and procedures to identify, measure, monitor, and control risks arising from all banking activities. BSI regularly evaluates the effectiveness of its risk management framework and continuously promotes risk awareness throughout the organization. This includes strengthening risk culture and ensuring effective oversight by the Board of Directors, the Board of Commissioners, and the Sharia Supervisory Board, to ensure consistent implementation of sound risk management and Sharia governance.

Risk Management Training

In 2025, training was conducted to enhance awareness, understanding, and implementation of the risk management process aligned with the Bank's strategy and objectives, as part of healthy and sustainable corporate governance, including:

1. **Essentials Series: Basic Risk Management**
   A digital (online) Basic Risk Management module-based learning program through the Learning Management System, which is mandatory for all BSI employees. This training aims to enable employees to understand the types and factors of risk and the risk management techniques applicable at the Bank, covering the processes of risk identification, measurement, monitoring, and control, as well as how to communicate them. In 2025, this training was attended by 16,043 employees, with a passing rate of 99.92%.

2. **Risk Management Certification (SMR)**
   A mandatory certification to fulfill the requirements of OJK Circular Letter No. 28/SEOJK.03/2022 concerning Risk Management Certification for Human Resources of Commercial Banks. The Bank is required to carry out alignment and equalization of SMR ownership in accordance with the Indonesian National Qualification Framework (KKNI) for Risk Management, namely from level 1, 2, 3, 4, and 5 schemes adjusted to qualification level schemes 4, 5, 6, and 7. In 2025, SMR was carried out for a total of 5,082 employees, consisting of:
   a. Certification for 1,854 employees.
   b. Recertification (renewal) for 444 employees.
   c. Refreshment (maintenance) for 2,784 employees.

RISK MANAGEMENT LEGAL REFERENCES

In implementing risk management, BSI referred to regulatory provisions and applicable laws and regulations, among others:

1. Law No. 19 of 2003 concerning State-Owned Enterprises, as amended several times, most recently by Law No. 16 of 2025 concerning the Fourth Amendment to Law No. 19 of 2003 concerning State-Owned Enterprises, including all its amendments.
2. Law No. 21 of 2008 concerning Sharia Banking, including all its amendments.
3. Law No. 4 of 2023 concerning the Development and Strengthening of the Financial Services Sector ("P2SK Law"), including all its amendments.
4. Law of the Republic of Indonesia No. 9 of 2016 concerning the Prevention and Handling of Financial System Crises, including all its amendments.
5. POJK No. 2 of 2024 on Sharia Governance Practices for Sharia Commercial Banks and Sharia Business Units
6. POJK No. 8/POJK.03/2014 concerning the Assessment of the Soundness Level of Sharia Commercial Banks and Sharia Business Units.
7. POJK No. 17/POJK.03/2014 dated November 18, 2014 on the Implementation of Integrated Risk Management for Financial Conglomerates.
8. POJK No. 21/POJK.03/2014 dated November 18 2014 on Minimum Capital Requirements for Sharia Commercial Banks.
9. SEOJK No. 10/SEOJK.03/2014 dated June 11, 2014 on Assessment of the Soundness Level of Sharia Commercial Banks and Sharia Business Units.
10. SEOJK No. 34/SEOJK.03/2015 dated December 21, 2015 on Calculation of Risk-Weighted Assets for Credit Risk Using the Standard Approach for Sharia Commercial Banks
11. SEOJK No. 35/SEOJK.03/2015 dated December 21 2015 on Calculation of Risk-Weighted Assets for Market Risk Using Standard Methods for Sharia Commercial Banks.
12. POJK No. 11/POJK.03/2022 dated July 7, 2022 on the Financial Services Authority Regulation on the Provision of Information Technology by Commercial Banks.
13. POJK No. 65/POJK.03/2016 dated December 23, 2016 on the Implementation of Risk Management for Sharia Commercial Banks and Sharia Business Units.
14. SEOJK No. 21/SEOJK.03/2017 dated June 6, 2017 on the Implementation of Risk Management in the Use of Information Technology by Commercial Banks.
15. SEOJK No. 12/SEOJK.03/2018 dated August 21, 2018 on the Implementation of Risk Management and Measurement of Standard Approaches for IRRBB for Commercial Banks.
16. SEOJK No. 6/SEOJK.03/2020 dated April 29, 2020 on Calculation of ATMR for Operations Using the Standard Approach for Commercial Banks.
17. POJK No. 37/POJK.03/2019 dated December 19, 2019 on Transparency and Publication of Bank Reports.
18. Bank Indonesia Regulation No. 23/17/PBI/2021 dated December 17, 2021 on the Third Amendment to Bank Indonesia Regulation No. 20/4/PBI/2018 on the Macroprudential Intermediation Ratio and Macroprudential Liquidity Buffer for Conventional Commercial Banks, Sharia Commercial Banks and Sharia Business Units.
19. POJK No. 14/ POJK.03/2017 dated April 7, 2017 on Action Plan (Recovery Plan) for Systemic Banks.
20. POJK No. 11/POJK.03/2019 dated March 28, 2019 on the Principle of Prudence in Asset Securitization Activities for Commercial Banks.
21. POJK No. 15/2024 dated October 9, 2024 concerning the Integrity of Bank Financial Reporting.
22. SEOJK No. 34/SEOJK.03/2016 on the Implementation of Commercial Bank Risk Management.
23. SEOJK No. 29/SEOJK.03/2022 on the Resilience and Cyber Security of Commercial Banks.
24. SEOJK No. 25/SEOJK.03/2023 on the Implementation of Risk Management for Sharia Commercial Banks and Sharia Business Units.
25. Fatwas issued by the National Sharia Council;
26. Articles of Association of the Bank and its amendments;
27. Bank Internal Control System Policies and its amendments.

RISK MANAGEMENT

BASIS FOR FORMULATION

The formulation of the Risk Management Policy at Bank Syariah Indonesia is based on the following:

1. Quran and Hadith
   a. QS: As-Saff 61:4 "Indeed, Allah loves those who fight in His cause in a row as though they are a single structure joined firmly."
   b. QS: Yusuf 12:67 And Jacob said: "O my sons, do not enter from one gate but enter from different gates; and I cannot avail you against [the decree of] Allah at all. The decision is only for Allah; upon Him I have relied, and upon Him let those who would rely [indeed] rely."
   c. QS: Yusuf 12:46-49 When the servant met Joseph, he exclaimed, "Joseph, O man of truth, explain to us about seven fat cows eaten by seven lean ones, and seven green spikes of grain and others [that were] dry, that I may return to the people; perhaps they will know [about you]." Joseph said: "You will plant for seven years consecutively; and what you harvest leave in its spikes, except a little from which you will eat. Then will come after that seven difficult [years] which will consume what you saved for them, except a little from which you will store. Then will come after that a year in which the people will be given rain and in which they will press [olives and grapes]."
   d. Al-Hadith (Dailami) "Indeed, Allah loves a servant who, when performing a task, does it carefully."
   e. Al-Hadith (Baihaqi) "Caution is from Allah, and recklessness is from Satan."
   f. Al-Hadith (Ahmad, Tirmidhi, Nasa'i, and Damiry) "Leave what makes you doubt for what does not make you doubt. Truth brings tranquility, and falsehood brings doubt."

BUILDING RISK AWARENESS CULTURE

In addition, the Bank continues to strengthen a sustainable risk culture through continuous learning and by increasing risk awareness across all levels of the organization through various programs, including Operational Risk Awareness (OPERA), Cyber Risk Awareness, Fraud Awareness, Compliance Awareness, and Business Continuity Awareness.

The implementation of effective risk management requires the establishment of a strong and consistent risk culture and risk awareness across all lines of the organization. To ensure that Risk management, particularly risk management, can be carried out proactively and sustainably, BSI continues to encourage various initiatives to enhance risk awareness among all employees.

As a form of this commitment, BSI has developed a number of flagship programs focused on education, internalization of prudential values, and strengthening risk competencies, including through Operational Risk Awareness (OPERA), including Fraud Awareness, IT Security Awareness – Cyber Security Awareness, Compliance Awareness, Legal Risk Awareness, and Business Continuity Awareness.

These programs are designed to deepen employees' understanding and improve the quality of risk management at all levels of the organization. All of these awareness enhancement initiatives are implemented periodically and in an integrated manner at the head office and throughout BSI's entire network.

No.	Risk Awareness Program	Frequency	Target Audience
1.	Forum Broadcast/forum/live webinar/workshop conducted via live streaming discussing issues/trends related to risk and its mitigation • Legal Risk – NGOPIH Webinar / Ngobrol Pemahaman Ilmu Hukum (NGOPIH) • Market Talk	Monthly	All employees
2.	Quiz A brief evaluation designed to measure employees' level of understanding of risk awareness materials • IT Security Awareness Quiz • IQRA program (Internal Quiz Regulation Awareness)	Monthly	All employees
3.	Podcast A video-based learning medium presented in an engaging manner and easily accessible to all employees through light conversation, thematic explanations, and storytelling. Podcasts enable awareness materials to be delivered in a more flexible, engaging, and easy-to-understand. • CERPEN (Consumer Protection Story) • Thematic podcast	Monthly	All employees
4.	Survey Survey/checklist containing short questions for employees through Microsoft Forms • Risk Maturity Index • Compliance Maturity Index • Behavior Maturity Index	Thematic	All employees
5.	Risk Management Certification • Employee Certification • Recertification • Refreshment	Thematic	Employees in accordance with Kerangka Kualifikasi Nasional Indonesia (KKNI)
6.	Infographics • Operational Risk Awareness (OPERA) • IT Risk Awareness • Desktop Wallpaper	Thematic	All employees
7.	Newsletter • IT Security Awareness • Monthly Regulation Update	Thematic	All employees
8.	E-learning Learning materials for employees, including materials and a mandatory post-test to be completed.	Thematic	Thematic, based on the learning materials

Through various risk awareness programs, employees gain a clearer understanding of the importance of risk management. This increased understanding helps ensure that risk management practices can be implemented more optimally, effectively, and efficiently across all work areas.

RISK MANAGEMENT

RISK MANAGEMENT SYSTEM

In implementing the risk management system, the Bank refers to 4 (four) pillars of risk management implementation, namely:



ACTIVE OVERSIGHT BY THE BOARD OF COMMISSIONERS, BOARD OF DIRECTORS, AND SHARIA SUPERVISORY BOARD

As part of its commitment to implementing strong governance, the Board of Commissioners, Board of Directors, and Sharia Supervisory Board jointly play an important role in ensuring the effectiveness of risk management implementation at BSI. The active oversight of the Board of Commissioners, Board of Directors, and Sharia Supervisory Board is carried out comprehensively over all risks faced by the Bank, including country risk, cyber risk, and climate risk, through monitoring, providing strategic direction, and conducting periodic evaluations of the effectiveness of the risk management framework.

The Board of Commissioners carries out its oversight function on an ongoing basis through the Risk Oversight Committee, Integrated Governance Committee, and Audit Committee. This oversight is further strengthened through structured coordination with the Board of Directors and executive management, including Meeting of the Board of Commissioners, Board of Directors, and Sharia Supervisory Board.

At the executive level, the Board of Directors ensures active oversight with a high degree of intensity through various strategic committees, including the Risk Management Committee, ALCO Committee, IT Steering Committee, Business Committee, Policy & Procedure Committee, Human Capital Committee, and Steering Steering Committee Crisis Management - Business Continuity Management. Internal coordination is also reinforced through routine forums such as Board of Directors Meetings and Directors-in-Charge Meetings. In parallel, the Sharia Supervisory Board performs periodic sharia oversight through meetings with executive management and maintains constructive communication with both the Board of Commissioners and the Board of Directors to ensure alignment between sharia compliance and risk management practices.

Through this integrated oversight framework, the Board of Commissioners, the Board of Directors, and the Sharia Supervisory Board work in close synergy to ensure that risk management implementation at BSI is carried out optimally, consistently, and in alignment with prudential principles and sharia values.

RISK MANAGEMENT POLICIES AND PROCEDURES AND RISK LIMIT SETTING

BSI establishes risk management policies aligned with the Bank's vision, mission, and strategic plan. These policies are complemented by procedures and implementation guidelines governing transaction and activity limits, as well as product and portfolio limits across the Bank.

Risk Management Policy

Risk management policies and procedures are formulated and implemented by taking into account the nature, scale, and complexity of the Bank's activities, its risk-taking level, risk tolerance, and risk profile. These policies are aligned with applicable laws and regulations, sharia principles, and sound banking practices. Key provisions in the implementation of risk management include:

1. The determination of risks associated with business activities is based on the Bank's analysis of inherent risks embedded in each activity, in line with the characteristics, scale, and complexity of the business.
2. The establishment of methods for risk identification, measurement, monitoring, and control, as well as risk management information systems, to accurately assess risk exposures arising from each business activity.
3. The determination of data to be reported, reporting formats, and types of information to be included in risk management reports, ensuring that reported information reflects relevant risk exposures considered in business decision-making, while upholding prudential principles and sharia compliance.
4. The setting of authority levels and tiered risk limits, including transaction thresholds requiring Board of Directors' approval, as well as the establishment of risk tolerance representing the maximum potential losses that can be absorbed by the Bank's capital, supported by monitoring tools to track the development of risk exposures.
5. The determination of risk profile ratings as a basis for identifying corrective actions for specific business activities and for evaluating the effectiveness of risk management policies and strategies.
6. A clearly defined organizational structure that sets out the roles and responsibilities of the Board of Directors, Board of Commissioners, Sharia Supervisory Board, committees, the Risk Management Unit, operational units, Internal Audit, and other supporting units.
7. The establishment of an internal control system in the implementation of risk management to ensure compliance with laws and regulations, applicable provisions, sharia principles, and internal policies; operational effectiveness and efficiency; the effectiveness of risk culture across all organizational levels; and the availability of complete, accurate, up-to-date, comprehensive, and timely risk management information.
8. The formulation of business continuity management policies to address potential severe internal and external conditions, ensuring the continuity of the Bank's operations, including disaster recovery plans and contingency plans.

Procedures and Risk Limit Setting

To ensure risk exposures remain well controlled, BSI establishes adequate policies and procedures as a common reference for all business and operational units. These include clearly defined risk limits designed to mitigate potential losses and safeguard the Bank's overall stability, with risk management embedded across all activities.

To manage risks arising from both internal and external factors, BSI implements a Risk Appetite Statement (RAS) and risk limits. The RAS serves as a guiding framework to accept, monitor, avoid, or optimize risks associated with business opportunities, enabling the Bank to pursue its targets dynamically while maintaining risks within manageable levels.

Risk limits are determined in line with the Bank's risk-taking capacity, risk tolerance, and overall business strategy, taking into account capital adequacy to absorb potential losses, historical loss experience, human capital capability, and compliance with applicable regulations and sharia principles.

RISK MANAGEMENT

Risk limit procedures and determination cover:
1. Clear accountability and tiered delegation of authority.
2. Adequate documentation of procedures and limits to support periodic reviews and audit trails.
3. Regular reviews of procedures and limits at least once a year, or as needed, based on risk characteristics and business developments.
4. Comprehensive limit setting, covering the overall risk limit, limits by risk type, and limits by the Bank's functional activities, including risk limits by region/counterparty country.

Proposed risk limits are submitted by the relevant operational units and subsequently reviewed by the Risk Management Unit before approval by the Board of Directors through the Risk Management Committee.

RISK MANAGEMENT PROCESS ADEQUACY

BSI implements a comprehensive risk management process covering risk identification, measurement, monitoring, and control, supported by an adequate risk management information system. The Bank manages all risks related to its business activities in an integrated manner in accordance with regulatory requirements, including credit, operational, liquidity, market, legal, compliance, reputational, strategic, rate of return, and investment risks.

1. Risk Identification
   The Bank identifies inherent risks across all activities, including emerging risks and sharia risk. Risk identification covers all products and business activities and is conducted periodically using established methods and systems. For new products and activities, risk identification ensures that adequate risk management has been applied prior to launch.

2. Risk Measurement
   Risk measurement is conducted periodically for products, portfolios, and all business activities, using quantitative and qualitative methods in line with regulatory models or those developed by the Bank. Assumptions, data sources, procedures, and systems are reviewed at least quarterly or as needed in response to business or external changes. The Bank adjusts measurement systems for material changes, applies required regulatory reporting standards, conducts independent model validation, evaluates measurement systems regularly, and performs periodic stress testing. Stress testing results are reviewed and used as input for setting or revising risk policies and limits.

3. Risk Monitoring
   The Bank monitors and evaluates material risk exposures and their impact on capital through structured monitoring and reporting. Monitoring systems cover risk exposure levels, risk tolerance, compliance with internal limits, stress testing results, and consistency with established policies and procedures. Reporting processes are adjusted for material changes, supported by effective backup systems that are periodically tested. Each work unit is responsible for monitoring risk exposures within its scope.

4. Risk Control
   The Bank implements adequate risk control systems aligned with approved policies and procedures. Risk control measures are applied in accordance with the level of exposure, risk appetite, risk tolerance, and sharia principles.

5. Risk Management Information System
   The Bank develops a risk management information system that provides information on overall and risk-specific exposures e, compliance with policies, procedures, and limits, as well as the realization of risk management implementation compared with established targets.

COMPREHENSIVE INTERNAL CONTROL SYSTEM

BSI establishes a comprehensive internal control system in accordance with approved policies and procedures. The Bank applies the principles of segregation of duties and dual control across all operational activities.

The internal control system in the implementation of risk management includes:

1. Alignment of internal control systems with the nature and level of risks inherent in the Bank's business activities.
2. Clear authority and responsibility for monitoring compliance with policies, procedures, and limits.
3. Clear reporting lines and segregation of duties between operational units and control functions.
4. An organizational structure that clearly defines the roles and responsibilities of each unit and individual.
5. Accurate and timely financial and operational reporting.
6. Adequate procedures to ensure compliance with applicable laws and regulations, sharia principles, and internal policies.
7. Independent reviews of the Bank's policies, frameworks, and operational procedures.
8. Testing and periodic review of management information systems.
9. Proper documentation of operational procedures, audit findings, and the Bank's responses to audit results.
10. Ongoing verification and periodic review of the handling of identified weaknesses and corrective actions taken by the Bank.

Periodic reviews and evaluations are conducted at least annually by the Risk Management Unit and Internal Audit Unit. The frequency of reviews may be increased in line with changes in risk exposure, market conditions, and risk measurement and management methods.

RISK PROFILE AND ITS MANAGEMENT

BSI has established measures to manage various risks that may arise from the Bank's business activities. The risk management system is developed to support business processes in line with prudential principles. Risk management covers the following risks:

1. Credit Risk
2. Market Risk
3. Liquidity Risk
4. Operational Risk
5. Legal Risk
6. Compliance Risk
7. Reputational Risk
8. Strategic Risk
9. Investment Risk
10. Return Risk

CREDIT RISK AND INVESTMENT RISK

Credit risk and investment risk may arise from various Bank business activities, including fund provision, securities, acceptances, interbank transactions, trade financing, foreign exchange transactions, and commitment and contingency obligations. Credit risk may also result from the concentration of fund provision to a single debtor or group of debtors, geographic areas, products, types of financing, or specific business sectors.

In managing these risks, BSI has established a credit and investment risk management organizational structure to ensure financing activities are conducted in accordance with prudential principles. The Bank applies three organizational pillars in the financing process:

- First pillar: Business units in charge of business initiation.
- Second pillar: Risk assessment units in charge of analyzing financing risk.
- Third pillar: Financing operation units in charge of ensuring independent financing disbursement processes.

In addition, the Bank has established a recovery unit responsible for handling non-performing financing. This unit operates independently from the business units and risk assessment units that originate financing.

The Bank formulates financing policies and procedures to support sound financing management in line with prudential principles and sharia principles. These policies and procedures include the Risk Management Policy, Financing Policy, Financing Business Standard Procedures, Portfolio Guideline Business Standard Procedures,

RISK MANAGEMENT

Product Manuals, and Operational Technical Guidelines for each financing segment.

The Bank also establishes internal limits such as in-house Legal Lending Limits (LLL), credit lines, financing approval authority, industry sector portfolios, and investment portfolio limits for securities. At the transactional level, the Bank sets approval authority limits for financing, including investments in securities. The Bank establishes procedures for determining credit risk limits in accordance with its risk appetite and risk tolerance.

More specifically, the Bank manages credit risk through the following measures:

a. Financing Expansion Direction
   Financing expansion refers to the Portfolio Guideline, which includes:
   1) Industry Class
      The Bank manages financing risk by defining target industry sector classifications. Industry classes are grouped into four categories: attractive, neutral, selective, and watchlist. of the 92 classified industry sectors, financing is directed to sectors categorized as attractive and neutral.
   2) Industry Limit
      To manage portfolio concentration risk, the Bank sets financing portfolio limits for each industry sector based on the respective industry class criteria.
   3) Industry Acceptance Criteria
      The Bank establishes Industry Acceptance Criteria as an initial process to determine target prospective customers within an industry sector, based on critical quantitative and qualitative factors of each sector. These qualitative criteria include five main aspects, namely: management, technical, financial, marketing, and legal aspects.
b. Determination of Customer Acquisition and Risk Measurement Methods
   The Bank applies acquisition methods through the originating system, Risk Acceptance Criteria, retail financing scoring, and financing risk ratings for SME financing above Rp1.5 billion and wholesale financing.
c. Early Warning System
   The Bank used supporting tools such as watchlist tools, both general and sectoral watchlists, to detect customer conditions at an early stage. This enabled the Bank to determine account strategies, including collection, recovery, or restructuring activities. The system also included portfolio alerts to monitor the performance of the financing portfolio and ensure alignment with the risk limits established by the Bank internally as well as by the regulator.
d. Development of Rescue Tools
   The Bank develops rescue tools to monitor actions taken on non-performing financing, aimed at minimizing potential losses and recovering financing extended to customers with viable business prospects, performance, repayment capacity, and good faith.
e. Stress Testing
   The Bank conducts periodic and ad hoc stress testing on extreme yet plausible conditions to anticipate adverse impacts from external changes, including macroeconomic developments that may affect financing performance.
f. Determination of Financing Tenor
   The Bank determines financing tenors by considering the type of financing, rate of return, liquidity, and potential risks.
g. Evaluation of Risk Limit Adequacy
   The Bank regularly reviews and evaluates the adequacy of risk limits to ensure alignment with operational needs and regulatory requirements including counterparty risk limit per region/country.
h. Internal Control System
   The Bank establishes an internal control system integrated into financing systems and procedures to ensure effective risk management.

To integrate data in credit risk management, the Bank operates a Management Information System (MIS) that provides credit risk management data. The Bank reports credit risk exposure on a regular basis for both internal and external purposes.

MARKET RISK

BSI is exposed to market risk arising from treasury and investment activities, including securities, money market instruments, foreign exchange (forex), and gold products due to gold inventory holdings. Market risk management aims to minimize the adverse impact of market variable movements on the Bank's portfolio.

BSI applies the segregation of duties principle by separating front office, middle office, and back-office functions in securities and forex transactions:

a. Front Office
   Business units or the treasury unit perform the front office function as transaction executors, serving as the first line of defense and directly conducting treasury transactions.
b. Middle Office
   The risk management unit performs the second line of defense, responsible for reviewing risk limits, measuring risk, and monitoring market risk exposure.
c. Back Office
   Operational units perform the back-office function by carrying out transaction settlement and recording.

BSI also establishes policies, procedures, and limits as guidelines for market risk management, including the Risk Management Policy, Treasury Policy, Treasury and International Banking Business Standard Procedures, Asset and Liability PTO, Market Liquidity Risk Tools PTO, and other market risk management provisions.

Interest Rate Benchmark Risk

In managing interest rate benchmark risk, BSI undertakes the following measures:

a. Risk Identification
   Identification is conducted on the Bank's products and activities to identify the existence and sources of interest rate benchmark risk. The objective is to control and minimize risk. The identification results are also used to provide recommendations to business units and management.
b. Risk Measurement
   Risk measurement is carried out using two methods, namely the Standard method and an internal method, Value at Risk (VaR). VaR represents the maximum potential loss resulting from movements in securities yields under normal market conditions.
c. Risk Exposure Monitoring
   Risk exposure is monitored on a daily, weekly, and monthly basis through the Bank's treasury system.
d. Risk Control
   Risk control is implemented through the establishment of trading limits for securities. In the event of unrealized losses due to declines in market prices of securities, the Bank may execute sales or cut-loss actions in accordance with established mechanisms to avoid greater losses. Market pricing of trading securities is conducted daily using prices from independent sources.

Exchange Rate Risk

BSI manages exchange rate risk through the following measures:

1. Risk Identification
   Risk identification is conducted on the Bank's products and activities to identify the existence and sources of foreign exchange risk, with the objective of controlling and minimizing such risk.
2. Risk Measurement
   Risk measurement is performed using the Value at Risk (VaR) tool. The Bank also maintains its Net Open Position (NOP) within the established limits.

RISK MANAGEMENT

3. Risk Exposure Monitoring
   Risk exposure is monitored on a daily, weekly, and monthly basis through the Bank's treasury system.
4. Risk Control
   Risk control is carried out through the establishment of limits and the balancing of foreign exchange positions (squaring position).

BSI manages gold price movement risk through the following measures:

1. Risk Identification
   Risk identification is conducted on the Bullion products and activities and gold related business and activities
2. Risk Measurement
   Risk measurement is conducted using the Value at Risk (VaR) tool. The Bank also maintains its gold stock within limits.
3. Risk Exposure Monitoring
   Risk exposure is monitored on a daily basis.
4. Risk control
   Risk control is carried out through the establishment of limits and selling (squaring position) gold to counterparty

The Bank also conducts stress testing to assess its resilience in facing crisis conditions and to prepare the necessary strategies should a crisis occur. On a regular basis, the Bank performs market risk stress testing including gold to evaluate its ability to withstand changes in economic indicators.

In developing its Risk Management Information System, BSI operates a Treasury Core System that provides data for market risk measurement. The Bank routinely reports market risk management exposure to both internal and external parties.

Management of Trading Book and Banking Book Portfolios and Valuation Methodology

a. Trading Book
   The trading book portfolio is managed in accordance with established limits and regulatory requirements. The Bank performs daily mark-to-market valuation of trading instrument using market prices obtained from independent sources, such as the Indonesia Securities Pricing Agency, Bloomberg, or Reuters.

b. Banking Book
   Market risk in the banking book refers to the risk of declining profitability and economic value of capital resulting from changes in market yield levels and foreign exchange rates. Market risk management for the banking book is carried out through periodic reviews of asset and liability pricing to ensure optimal returns.

LIQUIDITY RISK

BSI manages liquidity risk to ensure sufficient fund availability to meet the Bank's obligations. Liquidity risk may arise from financing activities, treasury and investment operations, as well as funding activities and the issuance of securities. Liquidity risk is categorized into two main categories:

a. Funding Liquidity Risk
   This risk arises when the Bank is unable to liquidate its assets or obtain funding from other sources. The inability to generate sufficient cash flows, which may lead to liquidity risk, can result from:
   1) The inability to generate cash flows from earning assets, including the sale of liquid assets.
   2) The inability to generate cash flows from fund mobilization, interbank transactions, and borrowings.
b. Market Liquidity Risk
   This risk occurs when the Bank is unable to close certain positions at prevailing market prices due to insufficient market liquidity or market disruptions.

In managing liquidity risk, BSI applies the segregation of duties principle, as follows:

a. Front Office: Treasury unit as the transaction executor.
b. Middle Office: Risk management unit tasked with conducting limit reviews and risk measurements.
c. Back Office: Operational unit tasked with conducting settlement and transaction bookkeeping.

BSI establishes policies, procedures, and limits as guidelines for liquidity risk management, including the Risk Management Policy, Treasury Policy, Treasury and International Banking Business Standard Procedures, Asset and Liability PTO, Market and Liquidity Risk Tools PTO, and determines the following liquidity indicators/ limits:

- Minimum Reserve Requirement (GWM)
- Safety Level
- Core Depositors
- Net Stable Funding Ratio (NSFR)
- Liquidity Coverage Ratio (LCR)
- Liquid Assets to Non-Core Deposits (AL-NCD)
- Liquid Assets to Third Party Funds (AL-DPK)

BSI manages liquidity risk through the following measures:

a. Liquidity Risk Identification
   Identification is conducted on the Bank's products and activities to detect potential liquidity risk.
b. Placement of Funds in High-Quality Liquid Assets
   The Bank places funds in high-quality liquid assets as liquidity reserves.
c. Liquidity Ratios Measurement
   The Bank measures liquidity ratios, including cash flow projections, liquidity gap, LCR, NSFR NSFR and other liquidity ratios.
d. Maintaining Access to the Sharia Interbank Money Market
   The Bank ensures access to the sharia interbank money market to support liquidity.
e. Liquidity Risk Stress Testing
   The Bank conducts liquidity risk stress tests periodically to assess the adequacy of liquidity in facing changes in economic indicators, including the preparation of a recovery plan.
f. Determination of Liquidity Risk Limits
   The Bank sets liquidity risk limits in accordance with internal conditions and applicable regulatory requirements.
g. Liquidity Ratio Monitoring
   The Bank regularly monitors liquidity ratios to ensure compliance with established limits.
h. Establishment of Early Warning Indicators and Liquidity Contingency Plan (LCP)
   The Bank establishes early warning indicators and a Liquidity Contingency Plan (LCP) through mechanisms such as the use of money market instruments, sale of securities, adjustment of profit-sharing ratios on funds, and utilization of Bank Indonesia lending facilities.
i. Monitoring External Indicators
   The Bank monitors movements in external indicators, including the USD/IDR exchange rate, government securities yields, market yield levels, gold prices, and current market information.

BSI operates a Management Information System (MIS) that provides data and information for liquidity risk measurement. The Bank periodically reports liquidity risk exposure to both internal and external parties.

OPERATIONAL RISK

The Bank is exposed to operational risk arising from inadequate and/or failed internal processes, human errors, system failures, and/or external events that affect the Bank's operations. Operational risk may occur across all Bank activities; therefore, Bank Syariah Indonesia implements a comprehensive operational risk management framework across the organization, covering all business lines, including first-line, second-line, and third-line units.

The Bank also has an oversight body responsible for ensuring the implementation of operational risk management within work units, namely the Senior Operational Risk Head (SORH), which coordinates the Decentralized Compliance & Operational Risk (DCOR) function at the Head Office and the Regional Business Control (RBC) function across the network.

a. Segregation of Functions and Responsibilities
   The Bank implemented the principle of segregation of duties through the separation of maker, checker, and approver/authorizer functions, as well as dual control mechanisms in every transaction, authorization, system access authority limitations, enhancement of employee competencies, and implementation of internal audits.

b. Operational Risk Management Strategy
   The Bank establishes strategies to manage activities with significant operational risk exposure. Operational risk management policies are embedded in the Bank's business

RISK MANAGEMENT

processes and supporting activities. Derivative procedures include general operational controls applicable across all business lines and supporting activities, as well as specific operational controls tailored to the characteristics of each business line and supporting activity.

In addition, the Bank establishes other policies as guidelines, including Business Continuity Management (BCM) to ensure operational continuity in the event of disasters; Anti-Money Laundering (AML), Counter-Terrorism Financing (CTF), and Counter-Proliferation Financing of Weapons of Mass Destruction (CPF-WMD) policies for the implementation of Customer Due Diligence (CDD) and Enhanced Due Diligence (EDD); anti-fraud risk management policy as a guideline for the implementation of anti-fraud, provisions on risk management for cooperation with other parties, as well as the risk management policy, information technology policy, and the Internal Control Over Financial Reporting (ICOFR) policy as guidelines for internal control in the Bank's financial processes.

The Bank has established policies related to efforts to protect customers' personal data in the context of implementing Law No. 27 of 2022 concerning Personal Data Protection (PDP Law).

The Bank evaluated policies, standard procedures, and technical guidelines periodically at least once a year in accordance with the Bank's needs and changes in internal and external conditions..

c. Operational Risk Identification and Measurement
   The Bank identifies operational risks based on causal factors across all functional activities and products through Risk Control Self-Assessment (RCSA), Risk Mapping, and Event Analysis.

   Operational units identify inherent operational risks in all products and activities, including emerging risks. Risk measurement is conducted using quantitative and qualitative methods such as Risk Control Self-Assessment (RCSA), Key Risk Indicators (KRI), and the Loss Event Database (LED). The Bank also develops a database of losses arising from operational risk and other operational issues that may result in future losses.

d. Operational Risk Mitigation
   To mitigate operational risk, the Bank implements measures including information technology process safeguards, insurance coverage, and outsourcing for certain operational activities. The implementation of adequate control principles in every operational activity of the Bank, such as dual control, dual custody, segregation of duties, authorization limits, and proofing and reconciliation, formed part of the Bank's efforts to mitigate operational risk.

The Bank periodically reviews procedures, documentation, data processing systems, contingency plans, and other operational practices. The Bank establishes operational transaction limits to uphold prudential principles without hindering operational effectiveness. Operational risk limit evaluations are conducted periodically, covering Head Office, Regional, Area, and Branch Operational Transaction Limits; Electronic Channel Transaction Limits (Internet Banking, ATM, and Mobile Banking); Procurement Limits; Custodian Limits; and Bulk Transaction Limits.

Business Continuity Management (BCM)

BSI implements Business Continuity Management (BCM) to ensure the continuity of the Bank's operations in responding to emergency situations or disasters. Since 2024, BSI has continuously undertaken various initiatives to strengthen BCM, including:

- Updating BCM Standard Procedures, Business Impact Analysis (BIA), and Risk Assessment (RA).
- Preparing safety briefings for disaster response.
- Conducting Emergency Response Plan (ERP) simulations for fire scenarios.
- Conducting Business Continuity Plan (BCP) simulations at the Head Office through the Business Recovery Center (BRC) Fatmawati.
- Conducting Call Tree and Table Top Exercise simulations at the Head Office and branch office network.
- Conducting periodic Disaster Recovery Plan (DRP) simulations for BSI's critical applications.

- Conducting BCM socialization for all work units at the Head Office and branch network.
- Standardizing the Business Continuity Management System (BCMS) through ISO 22301 BCMS certification.
- Establishing a Crisis Management Team (CMT) to strengthen the BCM organizational structure.
- Updating the Technical Operational Guidelines for the Disaster Recovery Plan (DRP).
- Formulating the Criticality Methodology and Application Recovery Strategy.
- Categorizing the criticality of all BSI applications.
- Developing IT and non-IT incident escalation procedures.

Through these strengthening initiatives, BSI ensures organizational readiness in responding to incidents and minimizing the impact on the Bank's services and operations.

Operational Risk Management Tools

BSI applies the following operational risk management tools:

a. Risk & Control Self-Assessment (RCSA)
   RCSA is used to identify, measure, monitor, and mitigate operational risk. It is conducted independently by each work unit and reviewed by SORH/RBC. The RCSA process is carried out end-to-end to ensure comprehensive risk identification and early mitigation. RCSA was reported periodically by work units on a quarterly basis.
b. Key Risk Indicator (KRI)
   KRI is used for early detection of indicators that may increase operational risk exposure by setting defined thresholds. KRI monitoring was reported periodically by work units on a quarterly basis.
c. Loss Event Database (LED)
   LED is used to record operational loss events experienced by the Bank. Loss events are recorded at the time of occurrence and was reported periodically by work units on a quarterly basis.
d. Control Testing (CT)
   CCT is used to assess the adequacy of operational controls and to establish continuous improvement actions. CT has been implemented in pawn financing, micro, vehicle consumer financing, commercial, corporate, and branch operations business processes. Control testing (CT) was conducted by the Senior Operational Risk Head (SORH), who coordinated the Decentralized Compliance & Operational Risk (DCOR) function at the Head Office and the Regional Business Control (RBC) function across the network through periodic onsite reviews.

LEGAL RISK

Legal risk is arising from legal claims and/or weaknesses in juridical aspects. Legal risk may occur due to, among others, the absence of supporting laws and regulations or weaknesses in legal agreements, such as failure to meet the legal validity requirements of contracts or imperfect collateral binding. As an entity governed by the laws of the Republic of Indonesia, BSI is required to comply with all laws and regulations issued by Bank Indonesia and/or the Financial Services Authority (OJK) as the banking regulator in Indonesia, as well as other provisions related to the Bank's business activities.

Legal risk may result in claims for material or immaterial losses if the Bank fails to comply with applicable laws and regulations. If such claims are material in amount, they may directly affect the Bank's financial performance.

Legal risk measurement is conducted to identify potential losses arising from legal claims, weaknesses in legal agreements, and the absence and/or changes in regulations. The Bank uses legal risk measurement indicators/parameters, including:

1. Potential losses due to litigation claims
2. Cancellation of agreements due to weaknesses in legal binding.
3. Changes in laws and regulations that result in the Bank's products and activities being non-compliant with prevailing regulations.

In managing legal risk, the Bank undertakes the following actions:

a. Reviewing policies and standard operating procedures related to legal risk management

RISK MANAGEMENT

in accordance with applicable regulations.
b. Strengthening the legal organization.
c. Standardizing contracts and cooperation agreements in compliance with prevailing regulations.
d. Establishing litigation reserve policies.

COMPLIANCE RISK

Compliance risk is arising from the Bank's failure to comply with and/or implement applicable laws and regulations as well as sharia principles. In the banking industry, the Bank is required to comply with regulations issued by the Government, Bank Indonesia, the OJK, and the National Sharia Council. In general, compliance risk is closely related to prevailing laws and regulations governing the Bank, including:

a. Minimum Capital Adequacy Ratio (CAR);
b. Quality of Earning Assets;
c. Allowance for Impairment Losses (PPA);
d. Legal Lending Limit;
e. Good Corporate Governance (GCG); and
f. Bank Business Plan (RBB).

Failure to comply with all laws and regulations related to banking business activities may affect the Bank's continuity.

In managing compliance risk, the Bank undertakes the following actions:

a. Enhancing understanding of GCG and the code of ethics.
b. Strengthening GCG implementation and ensuring that all financing debtors meet all financing requirements.
c. Preparing and submitting GCG reports to the Financial Services Authority.
d. Enhancing the implementation of Know Your Customer (KYC), Anti-Money Laundering (AML), and Counter- Terrorism Financing (CTF).
e. Strengthening compliance certification implementation.
f. Collaborating with the Sharia Supervisory Board to ensure the Bank's compliance with Sharia principles.
g. Empowering Sharia Compliance functions to review and analyze the compliance of the Bank's products and activities with sharia principles.

REPUTATIONAL RISK

Reputational risk may arise from various Bank business activities, including:

a. Events that may damage the Bank's reputation, such as negative media coverage and customer complaints.
b. Other factors that may also harm the Bank's reputation, such as a decline in the Bank's performance, weaknesses in corporate governance, violations of business ethics, and legal claims.

To address this risk, the Bank establishes strategies for all activities with significant reputational risk exposure. The Bank also sets communication procedures to respond to negative news or publications and to prevent the dissemination of counterproductive information. In addition, the Bank establishes customer complaint handling procedures and effective media utilization strategies to respond to negative news. As a preventive measure, the Bank has protocols for reputation management during crisis situations. These protocols include a crisis management structure and standard crisis management procedures.

The Bank identifies reputational risk using various information sources, including mass media coverage, public opinion on social media, customer complaints, and customer satisfaction surveys, while also considering the potential losses arising from reputational risk events. To monitor reputational risk, the Bank applies early warning indicators, such as the volume and scope of negative publications and the frequency of customer complaints. Each work unit is required to report incidents within its respective unit that may affect the Bank's image or reputation to the unit responsible for managing communication with stakeholders.

The Bank establishes mechanisms to implement reputational risk control measures. Reputational risk control is carried out through two main approaches:

a. Prevention of events that may give rise to reputational risk, through:
   1) Follow-up and resolution of customer complaints and legal cases that may increase risk exposure.
   2) Strengthening external and internal communication to control potential reputational risk exposure.
   3) Regular communication or education to stakeholders to build a positive reputation.
b. Restoration of the Bank's reputation following the occurrence of reputational risk events, covering all Bank responses aimed at restoring reputation and preventing further deterioration.

STRATEGIC RISK

Strategic risk may arise from various factors, including weaknesses in the strategic formulation process, inappropriate strategy formulation, inadequate management information systems, insufficient analysis of the internal and external environment, overly aggressive strategic objectives, improper strategy implementation, and failure to anticipate changes in the business environment.

To address this risk, the Bank establishes adequate procedures to identify and respond to changes in the business environment. In addition, the Bank sets general strategic risk limits, including limits on deviations from established business targets, such as:

- Budget deviation limits,
- Deviation limits on target timelines for achieving or completing strategic initiatives.

The Bank identifies strategic risk using data from regulators, mass media, and reports on the achievement of business targets and work unit performance. Risk analysis is conducted on strategies that require substantial resources and/or carry high risk, such as market entry strategies or diversification strategies in products and services.

The Bank also identifies and records deviations resulting from the implementation of business strategies or business plans that are not realized or are ineffective, particularly those with a significant impact on the Bank's capital. In addition, the Bank records and administers experiences and deviations in the implementation of strategic plans. To maintain its competitive position within the industry, the Bank periodically evaluates its performance. Strategic risk control is carried out through performance reviews of business realization.

RETURN RISK

Return risk arises primarily from changes in the behavior of the Bank's third-party fund customers due to shifts in expectations regarding the returns provided by the Bank. These expectation changes may be driven by internal factors, such as a decline in the Bank's asset value, and/or external factors, including higher returns offered by other banks. Such changes may trigger fund migration from the Bank to competitors. Return risk management aims to minimize changes in customer behavior by managing return levels to remain competitive with the market.

The Bank establishes strategies for activities with significant return risk exposure by considering:

a. Economic and market conditions and their impact on the Bank's return risk.
b. The Bank's capability to generate profits in specific markets and its ability to identify, monitor, and control return risk.
c. The Bank's portfolio mixes and diversification.

The Bank sets policies and procedures for return risk management covering asset and liability management organization, asset and liability composition, and risk measurement. These include procedures to assess mismatches between assets and liabilities based on repricing timing for financing returns and third-party funds, along with the related mechanisms. The Bank also sets limits to manage return risk consistently, including limits on the concentration of funding sources, instruments, market segments, or specific return levels.

RISK MANAGEMENT

Return risk exposure is monitored on an ongoing basis, including potential declines in return income, through gross revenue reports, evaluation of net return income against targets, and other relevant management reports.

RECOVERY PLAN

A Recovery Plan is a structured plan designed to address potential financial stress that may affect Bank Syariah Indonesia. The Bank has established a Recovery Plan that includes defined trigger levels and Recovery Options to prevent, restore, and improve financial conditions, as well as to safeguard business continuity in the event of financial stress.

The Recovery Plan is reviewed and updated annually. In addition to fulfilling regulatory requirements, this ensures that the Recovery Plan remains aligned with current conditions and continues to serve as an effective guide when the Bank encounters financial stress.

RISK ASSESSMENT

BSI conducts a self-assessment of inherent risk and the quality of risk management implementation across its operational activities. This assessment aims to provide stakeholders with a clear view of the Bank's risk condition and potential losses that may arise within a given period.

Based on the assessment as of December 31, 2025, the Bank's composite risk profile rating is 2 (two), with an inherent risk rating of "Low to Moderate" and a risk management implementation quality rating of "Satisfactory".

No.	Risk Profile	Inherent Risk Rating	Risk Management Implementation Quality Rating	Composite Risk Rating
1.	Credit Risk	Low to Moderate	Satisfactory	2
2.	Market Risk	Low	Satisfactory	1
3.	Liquidity Risk	Low	Satisfactory	1
4..	Operational Risk	Moderate	Satisfactory	2
5.	Legal Risk	Low	Satisfactory	1
6.	Reputational Risk	Low	Satisfactory	1
7.	Strategic Risk	Low	Satisfactory	1
8.	Compliance Risk	Low to Moderate	Satisfactory	2
9.	Investment Risk	Low to Moderate	Satisfactory	2
10	Return Risk	Low to Moderate	Satisfactory	2
Composite Rating		**Low to Moderate**	**Satisfactory**	**2**

RISK MANAGEMENT IMPLEMENTATION EVALUATION

The Bank conducts a Risk Maturity Index (RMI) assessment, which is an index used to measure the quality level of the design and effectiveness of Risk Management implementation in creating and protecting the Bank's value. The RMI assessment includes the process of conducting document reviews, surveys and post mortem analysis, interviews, as well as assessment and reporting. The RMI consists of 2 aspects, namely the dimension aspect and the performance aspect, where the dimension aspect consists of five different dimensions that serve as the reference in the RMI assessment.

Based on the results of the 2024 RML assessment conducted in 2025, the Bank was at Level 3.9 (Better Practice Phase), indicating that the Company has implemented all dimensions of strong Risk Management practices and is approaching or aligned with the global standard practices of its industry.

STATEMENT OF THE BOARD OF DIRECTORS AND/OR BOARD OF COMMISSIONERS OR AUDIT COMMITTEE ON THE ADEQUACY OF THE RISK MANAGEMENT SYSTEM

Based on the results of reviews, evaluations, and discussions conducted jointly with Management, the Risk Monitoring Committee, the Audit Committee, Internal Audit, the External Auditor, and relevant working units, the Board of Directors and the Board of Commissioners of BSI conclude that, throughout 2025, the Bank's risk management system has been implemented adequately. The governance structure, policies, procedures, and risk control mechanisms in place are considered sufficient to identify, measure, monitor, and control risks arising from the Bank's business activities. The Board also believes that risk management has been applied consistently in line with the Bank's business complexity, risk profile, and prevailing regulatory requirements, thereby supporting prudent operations and sustainable business continuity.

RISK EXPOSURES

MARKET RISK

Market Risk Statement 2024 and 2025

(In Rp million)

No.	Type of Risk	December 31, 2024		December 31, 2025	
		Bank		Bank	
		Capital Charge	RWA	Capital Charge	RWA
(1)	(2)	(3)	(4)	(5)	(6)
1.	Interest Rate Benchmark Risk	56,023	700,285	87,955	1,099,441
	a. Specific Risk	-	-	-	-
	b. General Risk	56,023	700,285	87,955	1,099,441
2.	Foreign Exchange Risk	79,452	993,145	230,023	2,875,282
3.	Equity Risk 1)	-	-	-	-
4.	Commodity Risk 1)	-	-	-	-
	Total	**135,475**	**1,693,430**	**317,978**	**3,974,723**

Notes:

1) For Islamic Commercial Banks (BUS) that have subsidiaries with exposure to such risk.

CREDIT RISK

NET RECEIVABLES BY REGION

Net Receivables by Region December 31, 2025

(In Rp million)

No.	Portfolio Category			
		Sumatera	Jakarta	Java
(1)	(2)	(3)	(4)	(5)
1.	Receivables from the Government	-	109,139,449	-
2.	Receivables from Public Sector Entities	2,289,836	21,983,960	670,050
3.	Receivables from Multilateral Development Banks and International Institutions	-	-	-
4.	Receivables from Banks	76,056	4,616,065	383,023
5.	Residential Mortgage Financing	7,098,310	5,258,566	36,506,676
6.	Commercial Property Financing	4,195	2,340	6,708
7.	Employee/Pensioner Financing	20,995,202	3,238,384	10,943,954
8.	Receivables from Micro, Small, and Retail Portfolio Businesses	31,024,606	6,273,731	32,039,949
9.	Receivables from Corporates	21,200,740	27,085,506	32,668,438
10.	Past Due Receivables	564,284	116,057	603,885
11.	Other Assets	4,132,970	17,066,107	3,961,616
Total		**87,386,199**	**194,780,165**	**117,784,299**

December 31, 2025					
Net Receivables by Region					
Kalimantan	Sulawesi & Maluku	Bali & Nusa Tenggara	Irian Jaya & Papua	Outside Indonesia	Total
(6)	(7)	(8)	(9)	(10)	(11)
-	-	-	-	-	**109,139,449**
-	-	141,042	-	-	**25,084,888**
-	-	-	-	-	**-**
1	14,907	-	-	23	**5,090,075**
1,788,398	1,776,630	886,984	16,961	-	**53,332,525**
-	-	1,560	-	-	**14,803**
3,563,425	7,055,948	2,812,669	270,541	-	**48,880,123**
5,808,048	7,164,248	3,318,956	481,795	-	**86,111,333**
17,538,502	2,430,034	1,727,291	292,625	589,682	**103,532,818**
90,690	72,894	46,017	19,287	-	**1,513,114**
766,392	835,329	374,337	40,271	16,923	**27,193,945**
29,555,456	**19,351,550**	**9,307,296**	**1,121,480**	**606,628**	**459,893,073**

RISK EXPOSURES

Net Receivables by Region December 31, 2024

(In Rp million)

No.	Portfolio Category	Sumatera	Jakarta	Java
(1)	(2)	(3)	(4)	(5)
1.	Receivables from the Government	-	109,664,745	-
2.	Receivables from Public Sector Entities	2,280,233	13,669,641	1,124,717
3.	Receivables from Multilateral Development Banks and International Institutions	-	-	-
4.	Receivables from Banks	60,046	3,966,453	529,010
5.	Residential Mortgage Financing	6,926,650	4,985,024	33,704,441
6.	Commercial Property Financing	15,888	-	9,574
7.	Employee/Pensioner Financing	19,781,796	2,820,889	10,456,026
8.	Receivables from Micro, Small, and Retail Portfolio Businesses	26,991,214	4,750,794	27,523,101
9.	Receivables from Corporates	18,069,809	19,495,542	31,252,883
10.	Past Due Receivables	472,922	129,275	613,660
11.	Other Assets	3,852,968	11,021,567	3,256,732
Total		**78,451,526**	**170,503,930**	**108,470,144**

RISK EXPOSURES

December 31, 2024					
Net Receivables by Region					
Kalimantan	Sulawesi & Maluku	Bali & Nusa Tenggara	Irian Jaya & Papua	Outside Indonesia	Total
(6)	(7)	(8)	(9)	(10)	(11)
-	6,000	-	-	-	**109,670,745**
-	-	173,593	-	-	**17,248,184**
-	-	-	-	-	**-**
2	6,518	-	-	-	**4,562,029**
1,917,984	1,703,849	924,249	21,134	-	**50,183,331**
-	-	-	-	-	**25,462**
3,564,016	6,405,084	2,535,737	314,972	-	**45,878,520**
4,701,395	5,239,443	2,804,100	320,054	-	**72,330,101**
17,365,817	2,232,909	1,393,640	254,921	816,307	**90,881,828**
77,405	54,387	63,122	1,163	-	**1,411,934**
778,614	747,554	319,840	30,091	10,531	**20,017,897**
28,405,233	**16,395,744**	**8,214,281**	**942,335**	**826,838**	**412,210,031**

RISK EXPOSURES

NET RECEIVABLES BY REMAINING CONTRACTUAL MATURITY

Net Receivables by Remaining Contractual Maturity as of December 31, 2025

(In Rp million)

No.	Portfolio Category	< 1 Year
(1)	(2)	(3)
1.	Receivables from the Government	81,114,076
2.	Receivables from Public Sector Entities	6,495,900
3.	Receivables from Multilateral Development Banks and International Institutions	-
4.	Receivables from Banks	4,880,609
5.	Residential Mortgage Financing	136,653
6.	Commercial Property Financing	10,937
7.	Employee/Pensioner Financing	259,051
8.	Receivables from Micro, Small, and Retail Portfolio Businesses	14,258,885
9.	Receivables from Corporates	13,601,099
10.	Past Due Receivables	158,924
11.	Other Assets	6,488,679
Jumlah		**127,404,813**

Net Receivables by Remaining Contractual Maturity as of December 31, 2024

(In Rp million)

No.	Portfolio Category	< 1 Year
(1)	(2)	(3)
1.	Receivables from the Government	83,132,600
2.	Receivables from Public Sector Entities	7,093,643
3.	Receivables from Multilateral Development Banks and International Institutions	-
4.	Receivables from Banks	4,366,607
5.	Residential Mortgage Financing	192,311
6.	Commercial Property Financing	24,925
7.	Employee/Pensioner Financing	263,922
8.	Receivables from Micro, Small, and Retail Portfolio Businesses	10,210,279
9.	Receivables from Corporates	13,448,867
10.	Past Due Receivables	169,375
11.	Other Assets	4,544,744
Total		**123,447,273**

RISK EXPOSURES

December 31, 2025				
Net Receivables by Remaining Contractual Maturity				
> 1 Year to 3 Years	> 3 Years to 5 Years	> 5 Years	Non-Contractual	Total
(4)	(5)	(6)	(7)	(8)
13,685,581	5,693,899	8,645,893	-	**109,139,449**
652,338	2,182,044	15,754,606	-	**25,084,888**
-	-	-	-	**-**
67,672	84,306	47,584,973	-	**5,090,075**
1,728,383	3,882,516	-	-	**53,332,525**
3,416	450	38,335,806	-	**14,803**
3,787,070	6,498,196	24,692,910	-	**48,880,123**
24,263,081	22,896,455	56,223,618	-	**86,111,332**
15,892,816	17,815,285	771,961	-	**103,532,818**
369,905	212,324	1,229,081	-	**1,513,114**
674,763	-	1,229,081	18,801,422	**27,193,945**
61,125,025	**59,265,475**	**193,296,336**	**18,801,422**	**459,893,072**

December 31, 2024				
Net Receivables by Remaining Contractual Maturity				
> 1 Year to 3 Years	> 3 Years to 5 Years	> 5 Years	Non-Contractual	Total
(4)	(5)	(6)	(7)	(8)
12,988,347	7,102,878	6,446,920	-	**109,670,745**
1,708,374	1,417,675	7,028,492	-	**17,248,184**
-	-	-	-	**-**
58,829	86,390	50,203	-	**4,562,029**
1,436,222	3,686,936	44,867,862	-	**50,183,331**
-	537	-	-	**25,462**
2,608,664	5,643,959	37,361,975	-	**45,878,520**
20,301,422	20,122,278	21,696,122	-	**72,330,101**
12,150,297	12,185,301	53,097,363	-	**90,881,828**
312,207	241,017	689,335	-	**1,411,934**
228,204	411,502	816,158	14,017,289	**20,017,897**
51,792,566	**50,898,473**	**172,054,430**	**14,017,289**	**412,210,031**

RISK EXPOSURES

NET RECEIVABLES BY ECONOMIC SECTOR

Net Receivables by Economic Sector as of December 31, 2025

(In Rp million)

No.	Economic Sector	Receivables from Government	Receivables from Public Sector Entities	Receivables from Multilateral Development Banks and International Institutions	Receivables from Banks
(1)	(2)	(3)	(4)	(5)	(6)
1.	Agriculture, Hunting, and Forestry	-	-	-	-
2.	Fisheries	-	-	-	-
3.	Mining and Quarrying	-	-	-	-
4.	Manufacturing Industry	-	1,044,208	-	-
5.	Electricity, Gas, and Water	-	4,329,310	-	-
6.	Construction	-	4,266,908	-	-
7.	Wholesale and Retail Trade	-	8,750,899	-	-
8.	Accommodation and Food & Beverage Provision	-	-	-	-
9.	Transportation, Warehousing, and Communication	-	2,868,069	-	
10.	Financial Intermediation	-	3,459,252	-	5,090,075
11.	Real Estate, Rental Business, and Corporate Services	-	711	-	-
12.	Government Administration, Defence, and Mandatory Social Security	256,126	-	-	-
13.	Education Services	-	-	-	-
14.	Health Services and Social Activities	-	12,528	-	-
15.	Community, Social, Cultural, Entertainment, and Other Individual Services	-	-	-	-
16.	Household Services	-	-	-	-
17.	International Institutions and Other Extra-International Institutions	-	-	-	-
18.	Activities with Unclear Boundaries	-	-	-	-
19.	Non-Business Sector	-	-	-	-
20.	Others	108,883,323	-		-
Total		**109,139,449**	**25,084,888**	**-**	**5,090,075**

RISK EXPOSURES

December 31, 2025							
Net Receivables by Economic Sector							
	Residential Mortgage Financing	Commercial Property Financing	Employee/ Pensioner Financing	Receivables from Micro, Small, and Retail Portfolio Businesses	Receivables from Corporates	Past Due Receivables	Other Assets
	(7)	(8)	(9)	(10)	(11)	(12)	(13)
	-	-	6,517	5,200,715	17,352,065	63,625	-
	-	-	16,625	416,033	122,599	15,138	-
	-	-	235	9,058	3,035,298	179	-
	-	-	-	1,736,649	8,744,382	68,918	-
	-	-	203	17,837	2,334,156	269	-
	-	6,616	300	172,744	11,018,109	13,061	-
	-	450	21,202	13,119,500	7,689,903	264,303	-
	-	-	-	2,585,303	1,001,826	41,115	-
	-	-	-	608,558	8,688,078	16,582	-
	-	-	-	5,186	2,551,183	331	-
	-	7,737	-	815,239	5,372,489	10,728	-
	-	-	-	-	-	-	-
	-	-	2,434	227,534	4,950,675	12,263	-
	-	-	72	536,190	10,472,502	5,865	-
	-	-	15,629	3,106,018	436,120	48,098	-
	-	-	833	35,823	99,961	2,655	-
	-	-	-	-	-	-	-
	-	-	-	-	-	-	-
	53,332,525	-	48,816,073	57,329,676	14,654,731	949,984	-
	-	-	-	189,270	5,008,741	-	27,193,945
	53,332,525	**14,803**	**48,880,123**	**86,111,333**	**103,532,818**	**1,513,114**	**27,193,945**

RISK EXPOSURES

Net Receivables by Economic Sector as of December 31, 2024

(In Rp million)

No,	Economic Sector	Receivables from Government	Receivables from Public Sector Entities	Receivables from Multilateral Development Banks and International Institutions	Receivables from Banks
(1)	(2)	(3)	(4)	(5)	(6)
1.	Agriculture, Hunting, and Forestry	-	-	-	-
2.	Fisheries	-	-	-	-
3.	Mining and Quarrying	-	-	-	-
4.	Manufacturing Industry	-	1,472,686	-	-
5.	Electricity, Gas, and Water	-	4,613,129	-	-
6.	Construction	-	4,892,368	-	-
7.	Wholesale and Retail Trade	-	4,362	-	-
8.	Accommodation and Food & Beverage Provision	-	26,642	-	-
9.	Transportation, Warehousing, and Communication	-	1,998,701	-	-
10.	Financial Intermediation	-	2,951,398	-	4,562,029
11.	Real Estate, Rental Business, and Corporate Services	-	905	-	-
12.	Government Administration, Defence, and Mandatory Social Security	-	-	-	-
13.	Education Services	-	-	-	-
14.	Health Services and Social Activities	6,000	16,973	-	-
15.	Community, Social, Cultural, Entertainment, and Other Individual Services	-	-	-	-
16.	Household Services	-	-	-	-
17.	International Institutions and Other Extra-International Institutions	-	-	-	-
18.	Activities with Unclear Boundaries	-	-	-	-
19.	Non-Business Sector	-	-	-	-
20.	Others	109,664,745	1,271,020	-	-
Total		**109,670,745**	**17,248,184**	**-**	**4,562,029**

RISK EXPOSURES

December 31, 2024						
Net Receivables by Economic Sector						
Residential Mortgage Financing	Commercial Property Financing	Employee/ Pensioner Financing	Receivables from Micro, Small, and Retail Portfolio Businesses	Receivables from Corporates	Past Due Receivables	Other Assets
(7)	(8)	(9)	(10)	(11)	(12)	(13)
-	-	7,173	4,947,837	18,345,784	45,618	-
-	-	24,232	480,937	148,506	21,206	-
-	-	274	10,753	2,012,429	814	-
-	-	-	2,058,593	8,719,289	69,453	-
-	-	214	20,078	1,878,074	5,539	-
-	13,339	-	212,130	10,895,537	17,778	-
-	537	29,663	13,089,975	5,693,149	264,057	-
-	-	-	2,595,791	485,082	27,069	-
-	-	-	622,683	4,570,139	7,590	-
-	-	-	5,307	2,538,365	-	-
-	11,586	-	909,563	4,342,281	26,228	-
-	-	-	-	-	-	-
-	-	610	241,920	4,641,879	16,070	-
-	-	76	605,551	8,740,039	13,192	-
-	-	20,566	3,214,804	340,561	35,577	-
-	-	1,156	48,432	106,679	1,333	-
-	-	-	-	-	-	-
-	-	-	-	-	-	-
50,152,924	-	45,697,824	43,017,819	11,460,151	846,539	-
30,407	-	96,732	247,928	5,963,884	13,871	20,017,897
50,183,331	**25,462**	**45,878,520**	**72,330,101**	**90,881,828**	**1,411,934**	**20,017,897**

RISK EXPOSURES

RECEIVABLES AND ALLOWANCE BY REGION

Receivables and Allowance by Region as of December 31, 2025

(In Rp million)

No.	Portfolio Category	Sumatera	Jakarta	Java
(1)	(2)	(3)	(4)	(5)
1.	Receivables	89,327,716	199,009,335	123,045,452
2.	Impaired Receivables			
	a. Not Yet Due	-	-	-
	b. Past Due	323,278	297,832	1,665,602
3.	Allowance for Impairment Losses - Individual	127,771	120,322	887,276
4.	Allowance for Impairment Losses - Collective	2,246,425	3,199,070	3,296,574
5.	Written-off Receivables	838,032	490,372	1,150,878

Receivables and Allowance by Region as of December 31, 2024

(In Rp million)

No.	Kategori Portofolio	Sumatera	Jakarta	Java
(1)	(2)	(3)	(4)	(5)
1.	Receivables	79,382,614	175,127,526	110,713,860
2.	Impaired Receivables			
	a. Not Yet Due	-	-	-
	b. Past Due	435,857	337,410	1,885,300
3.	Allowance for Impairment Losses - Individual	136,972	122,531	917,296
4.	Allowance for Impairment Losses - Collective	1,767,405	3,166,576	3,141,762
5.	Written-off Receivables	673,874	369,645	701,896

RISK EXPOSURES

December 31, 2025					
Receivables and Allowance by Region					
Kalimantan	Sulawesi & Maluku	Bali & Nusa Tenggara	Irian Jaya & Papua	Outside Indonesia	Total
(6)	(7)	(8)	(9)	(10)	(11)
29,801,690	19,699,697	9,430,673	1,141,747	606,628	**472,062,938**
-	-	-	-	-	**-**
57,505	47,074	47,279	3,984	-	**2,442,554**
17,134	11,252	-	-	-	**1,163,755**
462,597	467,770	201,079	28,125	-	**9,901,640**
122,958	137,697	103,988	9,641	-	**2,853,566**

December 31, 2024					
Receivables and Allowance by Region					
Kalimantan	Sulawesi & Maluku	Bali & Nusa Tenggara	Irian Jaya & Papua	Outside Indonesia	Total
(6)	(7)	(8)	(9)	(10)	(11)
28,556,868	16,652,814	8,328,627	944,954	826,837	**420,534,100**
-	-	-	-	-	**-**
87,820	59,899	85,283	452	-	**2,892,021**
12,945	1,874	-	-	-	**1,191,618**
466,470	407,436	209,914	15,106	1,388	**9,176,057**
119,191	122,720	62,023	674	-	**2,050,023**

RISK EXPOSURES

RECEIVABLES AND ALLOWANCE BY ECONOMIC SECTOR

Receivables and Allowance by Economic Sector as of December 31, 2025

(In Rp million)

No.	Economic Sector	Receivables
(1)	(2)	(3)
1.	Agriculture, Hunting, and Forestry	22,997,974
2.	Fisheries	612,746
3.	Mining and Quarrying	3,078,531
4.	Manufacturing Industry	13,148,430
5.	Electricity, Gas, and Water	6,855,538
6.	Construction	19,375,783
7.	Wholesale and Retail Trade	31,307,608
8.	Accommodation and Food & Beverage Provision	3,689,335
9.	Transportation, Warehousing, and Communication	12,355,783
10.	Financial Intermediation	7,035,914
11.	Real Estate, Rental Business, and Corporate Services	6,325,779
12.	Government Administration, Defence, and Mandatory Social Security	256,126
13.	Education Services	5,271,338
14.	Health Services and Social Activities	11,114,074
15.	Community, Social, Cultural, Entertainment, and Other Individual Services	3,706,943
16.	Household Services	149,392
17.	International Institutions and Other Extra-International Institutions	-
18.	Activities with Unclear Boundaries	-
19.	Non-Business Sector	177,670,053
20.	Others	147,111,591
Total		**472,062,938**

RISK EXPOSURES

December 31, 2025					
Receivables and Allowance by Economic Sector					
	Impaired Receivables		Allowance for Impairment Losses - Individual	Allowance for Impairment Losses - Collective	Written-off Receivables
	Impaired Receivables – Not Yet Due	Impaired Receivables – Past Due			
	(4)	(5)	(6)	(7)	(8)
	-	103,967	106,430	416,547	124,778
	-	24,265	-	48,117	39,493
	-	658	-	22,151	1,072
	-	1,277,371	970,748	641,881	311,784
	-	160,422	30	231,476	12,746
	-	72,731	21,201	2,663,615	21,572
	-	253,343	33,739	1,267,013	441,374
	-	21,427	2,775	120,362	75,986
	-	46,163	5	295,811	12,585
	-	21,961	124	88,162	43,333
	-	39,085	10	147,029	22,303
	-	-	-	-	-
	-	27,420	6,351	101,090	10,864
	-	8,463	10,209	155,461	8,452
	-	32,976	-	139,526	59,684
	-	7,364	-	10,636	4,938
	-	-	-	-	-
	-	-	-	-	-
	-	344,936	12,133	3,469,747	1,544,862
	-	-		83,016	117,740
	-	**2,442,552**	**1,163,755**	**9,901,640**	**2,853,566**

RISK EXPOSURES

Receivables and Allowance by Economic Sector as of December 31, 2024

(In Rp million)

No.	Economic Sector	Receivables
(1)	(2)	(3)
1.	Agriculture, Hunting, and Forestry	23,556,861
2.	Fisheries	721,124
3.	Mining and Quarrying	2,988,549
4.	Manufacturing Industry	12,766,347
5.	Electricity, Gas, and Water	6,756,528
6.	Construction	18,854,569
7.	Wholesale and Retail Trade	19,760,092
8.	Accommodation and Food & Beverage Provision	3,205,453
9.	Transportation, Warehousing, and Communication	8,655,161
10.	Financial Intermediation	5,806,865
11.	Real Estate, Rental Business, and Corporate Services	5,299,533
12.	Government Administration, Defence, and Mandatory Social Security	-
13.	Education Services	4,933,254
14.	Health Services and Social Activities	9,405,957
15.	Community, Social, Cultural, Entertainment, and Other Individual Services	3,733,202
16.	Household Services	168,052
17.	International Institutions and Other Extra-International Institutions	-
18.	Activities with Unclear Boundaries	-
19.	Non-Business Sector	152,126,049
20.	Others	141,796,504
Total		**420,534,100**

DETAILS OF ALLOWANCE FOR IMPAIRMENT LOSSES MOVEMENT

Details of Allowance for Impairment Losses Movement as of 31 December 2025 and 2024

(In Rp million)

No.	Description
(1)	(2)
1.	Beginning balance of allowance for impairment losses
2.	Provision (reversal) of allowance for impairment losses during the year (Net)
	2.a Provision of allowance for impairment losses during the year
	2.b Reversal of allowance for impairment losses during the year
3.	Allowance for impairment losses used to write off receivables during the year
4.	Other provisions (reversals) during the year
Ending balance of allowance for impairment losses	

RISK EXPOSURES

December 31, 2024				
Receivables and Allowance by Economic Sector				
Impaired Receivables		Allowance for Impairment Losses - Individual	Allowance for Impairment Losses - Collective	Written-off Receivables
Impaired Receivables – Not Yet Due	Impaired Receivables – Past Due			
(4)	(5)	(6)	(7)	(8)
-	142,741	96,646	492,456	83,933
-	25,507	-	44,793	36,510
-	1,695	-	73,598	7,411
-	1,355,912	982,610	566,197	124,642
-	176,698	6,911	297,905	2,679
-	89,203	16,227	2,756,665	64,125
-	346,934	44,984	1,018,249	427,267
-	28,233	26,783	88,115	46,273
-	25,159	1,208	199,040	33,914
-	64,985	444	132,367	8,398
-	48,079	51	128,609	26,229
-	-	-	-	-
-	35,757	7,670	81,390	4,351
-	10,699	6,064	117,078	14,172
-	34,950	18	100,269	64,099
-	8,555			
-	-	-	-	-
-	-	-	-	-
-	496,914	2,002	2,991,548	1,092,685
-	-	-	75,698	10,621
-	**2,892,021**	**1,191,618**	**9,176,057**	**2,050,023**

December 31, 2024		December 31, 2025	
Details of Allowance for Impairment Losses Movement		Details of Allowance for Impairment Losses Movement	
Allowance for Impairment Losses - Individual	Allowance for Impairment Losses - Collective	31 December 2025 Allowance for Impairment Losses - Individual	31 December 2025 Allowance for Impairment Losses - Collective
(3)	(4)	(5)	(6)
1,271,260	8,606,782	1,191,618	9,176,057
(18,090)	2,012,756	25,313	2,426,385
5,604	801,238	12,756	846,047
(67,156)	(2,259,494)	(65,932)	(2,559,206)
-	-	-	12,357
1,191,618	**9,176,057**	**1,163,755**	**9,901,640**

RISK EXPOSURES

NET CLAIMS BY PORTFOLIO CATEGORY AND RATING SCALE

Net Claims by Portfolio Category and Rating Scale as of December 31, 2025

(In Rp million)

No.	Portfolio Category	December 31, 2025				
		Net Claims by Portfolio Category and Rating Scale				
		Rating Agency	Long-Term Rating			
		Standard and Poor's	AAA	AA+ to AA-	A+ to A-	BBB+ to BBB-
		Fitch Rating International	AAA	AA+ to AA-	A+ to A-	BBB+ to BBB-
		Moody's Investor Service	AAA	Aa1 to Aa3	A1 to A3	Baa1 to Baa3
		Fitch Rating Indonesia	AAA (idn)	AA+(idn) to AA-(idn)	A+(idn) to A-(idn)	BBB+(idn) to BBB-(idn)
		Pemeringkat Efek Indonesia	idAAA	idAA+ to idAA-	idA+ to idA-	idBBB+ to idBBB-
(1)	(2)	(3)	(4)	(5)	(6)	(7)
1.	Claims on Governments		-	-	-	-
2.	Claims on Public Sector Entities		10,303,537	2,348,436	2,561,524	616,060
3.	Claims on Multilateral Development Banks and International Institutions		-	-	-	-
4.	Claims on Banks		384,113	450,000	308,333	-
5.	Residential Mortgage Financing					
6.	Commercial Real Estate Financing					
7.	Employee/Pensioner Financing					
8.	Claims on Micro Enterprises, Small Enterprises, and Retail Portfolio					
9.	Claims on Corporates		3,409,315	589,819	8,472,725	964,141
10.	Past Due Claims					
11.	Other Assets					
Total			**14,096,965**	**3,388,255**	**11,342,582**	**1,580,201**

RISK EXPOSURES

								December 31, 2025	
								Net Claims by Portfolio Category and Rating Scale	
				Peringkat Jangka Pendek					
	BB+ to BB-	B+ to B-	Below B-	A-1	A-2	A-3	Below A-3		
	BB+ to BB-	B+ to B-	Below B-	F1+ s.d F1	F2	F3	Below F3		
	Ba1 to Ba3	B1 to B3	Below B3	P-1	P-2	P-3	Below P-3	Unrated	Total
	BB+(idn) to BB-(idn)	B+(idn) to B-(idn)	Below B-(idn)	F1+(idn) to F1(idn)	F2(idn)	F3(idn)	Below F3(idn)		
	idBB+ to idBB-	Ide B+ to idB-	Below idB-	idA1	idA2	idA3 s.d idA4	Below idA4		
	(8)	(9)	(10)	(11)	(12)	(13)	(14)	(15)	(16)
-	-	-	-	-	-	-	109,139,449	109,139,449	109,670,745
-	-	-	-	-	-	-	9,255,331	25,084,888	17,248,184
-	-	-	-	-	-	-			
-	-	-	-	-	-	-	3,947,629	5,090,075	4,562,029
	-	-	-	-	-	-	-	90,096,818	103,532,818
	-	**-**	**-**	**-**	**-**	**-**	**-**	**212,439,227**	**242,847,230**

RISK EXPOSURES

Net Claims by Portfolio Category and Rating Scale as of December 31, 2024

(In Rp million)

No.	Portfolio Category	December 31, 2024				
		Net Claims by Portfolio Category and Rating Scale				
		Rating Agency	Long-Term Rating			
		Standard and Poor's	AAA	AA+ to AA-	A+ to A-	BBB+ to BBB-
		Fitch Rating International	AAA	AA+ to AA-	A+ to A-	BBB+ to BBB-
		Moody's Investor Service	AAA	Aa1 to Aa3	A1 to A3	Baa1 to Baa3
		Fitch Rating Indonesia	AAA (idn)	AA+(idn) to AA-(idn)	A+(idn) to A-(idn)	BBB+(idn) to BBB-(idn)
		Pemeringkat Efek Indonesia	idAAA	idAA+ to idAA-	idA+ to idA-	idBBB+ to idBBB-
(1)	(2)	(3)	(4)	(5)	(6)	(7)
1.	Claims on Governments		-	-	-	-
2.	Claims on Public Sector Entities		9,561,522	3,983,057	2,235,772	748,112
3.	Claims on Multilateral Development Banks and International Institutions		-	-	-	-
4.	Claims on Banks		575,469	1,168	38,718	-
5.	Residential Mortgage Financing					
6.	Commercial Real Estate Financing					
7.	Employee/Pensioner Financing					
8.	Claims on Micro Enterprises, Small Enterprises, and Retail Portfolio					
9.	Claims on Corporates		4,174,036	219,085	7,083,663	464,336
10.	Past Due Claims					
11.	Other Assets					
Total			**14,311,027**	**4,203,310**	**9,358,153**	**1,212,448**

RISK EXPOSURES

December 31, 2024								
Net Claims by Portfolio Category and Rating Scale								
		Short-Term Rating						
BB+ to BB-	B+ to B-	Below B-	A-1	A-2	A-3	Below A-3	Unrated	Total
BB+ to BB-	B+ to B-	Below B-	F1+ s.d F1	F2	F3	Below F3		
Ba1 to Ba3	B1 to B3	Below B3	P-1	P-2	P-3	Below P-3		
BB+(idn) to BB-(idn)	B+(idn) to B-(idn)	Below B-(idn)	F1+(idn) to F1(idn)	F2(idn)	F3(idn)	Below F3(idn)		
idBB+ to idBB-	Ide B+ to idB-	Below idB-	idA1	idA2	idA3 s.d idA4	Below idA4		
(8)	(9)	(10)	(11)	(12)	(13)	(14)	(15)	(16)
-	-	-	-	-	-	-	109,670,745	109,670,745
-	-	-	-	-	-	-	719,721	17,248,184
-	-	-	-	-	-	-		
-	-	-	-	-	-	-	3,946,674	4,562,029
-								
-	-	-	-	-	-	-	78,940,708	90,881,828
-	**-**	**-**	**-**	**-**	**-**	**-**	**193,277,848**	**222,362,786**

COUNTERPARTY CREDIT RISK

Shariah Hedging Transactions December 31, 2025

(In Rp million)

No.	Underlying Variable	December 31, 2025							
		Shariah Hedging Transactions							
		Notional Value			Shariah Hedging Claims	Shariah Hedging Liabilities	Net Claims Before MRK	MRK	Net Claims After MRK
		≤ 1 Year	1 Year - ≤ 5 Years	5 Years					
(1)	(2)	(3)	(4)	(5)	(6)	(7)	(8)	(9)	(10)
1.	Shariah compliant profit rate swap	-	-	-	-	-	-	-	-
2.	Shariah compliant foreign currency swap	-	-	-	-	-	-	-	-
3.	Others	-	-	-	-	-	-	-	-
Total		**-**	**-**	**-**	**-**	**-**	**-**	**-**	**-**

Shariah Hedging Transactions December 31, 2024

(In Rp million)

No.	Variabel yang Mendasari	December 31, 2024							
		Shariah Hedging Transactions							
		Notional Value			Shariah Hedging Claims	Shariah Hedging Liabilities	Net Claims Before MRK	MRK	Net Claims After MRK
		≤ 1 Year	1 Year - ≤ 5 Years	5 Years					
(1)	(2)	(3)	(4)	(5)	(6)	(7)	(8)	(9)	(10)
1.	Shariah compliant profit rate swap	-	-	-	-	-	-	-	-
2.	Shariah compliant foreign currency swap	-	-	-	-	-	-	-	-
3.	Others	-	-	-	-	-	-	-	-
Total		**-**	**-**	**-**	**-**	**-**	**-**	**-**	**-**

REPO TRANSACTIONS

Repo Transactions December 31, 2025

(In Rp million)

No.	Kategori Portofolio	December 31, 2025			
		Repo Transactions			
		Fair Value of Repo Securities	Repo Liabilities	Net Claims	ATMR
(1)	(2)	(3)	(4)	(5)	(6)
1.	Claims on Governments	-	-	-	-
2.	Claims on Public Sector Entities	-	-	-	-
3.	Claims on Multilateral Development Banks and International Institutions	-	-	-	-
4.	Claims on Banks	-	-	-	-
5.	Claims on Micro Enterprises, Small Enterprises, and Retail Portfolio	-	-	-	-
6.	Claims on Corporates	-	-	-	-
Total		**-**	**-**	**-**	**-**

Repo Transactions December 31, 2024

(In Rp million)

No.	Portfolio Category	December 31, 2024			
		Repo Transactions			
		Fair Value of Repo Securities	Repo Liabilities	Net Claims	ATMR
(1)	(2)	(3)	(4)	(5)	(6)
1.	Claims on Governments	-	-	-	-
2.	Claims on Public Sector Entities	-	-	-	-
3.	Claims on Multilateral Development Banks and International Institutions	-	-	-	-
4.	Claims on Banks	-	-	-	-
5.	Claims on Micro Enterprises, Small Enterprises, and Retail Portfolio	-	-	-	-
6.	Claims on Corporates	-	-	-	-
Total		**-**	**-**	**-**	**-**

REVERSE REPO TRANSACTIONS

Reverse Repo Transactions December 31, 2025

(Dalam Rp juta)

No.	Portfolio Category	December 31, 2025			
		Reverse Repo Transactions			
		Net Claims	MRK Value	Net Claims After MRK	ATMR After MRK
(1)	(2)	(3)	(4)	(5)	(6)
1.	Claims on Governments	-	-	-	-
2.	Claims on Public Sector Entities	-	-	-	-
3.	Claims on Multilateral Development Banks and International Institutions	-	-	-	-
4.	Claims on Banks	-	-	-	-
5.	Claims on Micro Enterprises, Small Enterprises, and Retail Portfolio	-	-	-	-
6.	Claims on Corporates	-	-	-	-
Total		**-**	**-**	**-**	**-**

Reverse Repo Transactions December 31, 2024

(In Rp million)

No.	Kategori Portofolio	December 31, 2024			
		Reverse Repo Transactions			
		Net Claims	MRK Value	Net Claims After MRK	ATMR After MRK
(1)	(2)	(3)	(4)	(5)	(6)
1.	Claims on Governments	-	-	-	-
2.	Claims on Public Sector Entities	-	-	-	-
3.	Claims on Multilateral Development Banks and International Institutions	-	-	-	-
4.	Claims on Banks	-	-	-	-
5.	Claims on Micro Enterprises, Small Enterprises, and Retail Portfolio	-	-	-	-
6.	Claims on Corporates	-	-	-	-
Total		**-**	**-**	**-**	**-**

RISK EXPOSURES

NET CLAIMS AFTER TAKING INTO ACCOUNT THE EFFECT OF CREDIT RISK MITIGATION

Net Claims after Taking into Account The Effect of Credit Risk Mitigation as of December 31, 2025

(In Rp million)

No.	Portfolio Category	0%	20%	25%	35%
(1)	(2)	(3)	(4)	(5)	(6)
A	**A. Statement of Financial Position Exposure**				
1.	Claims on Governments	109,139,449	-	-	-
2.	Claims on Public Sector Entities	10,589,028	10,811,040	-	-
3.	Claims on Multilateral Development Banks and International Institutions	-	-	-	-
4.	Claims on Banks	1,898,082	2,996,218	-	-
5.	Residential Mortgage Financing	-	9,936,176	13,000,323	30,396,026
6.	Commercial Real Estate Financing	-	-	-	-
7.	Employee/Pensioner Financing	-	-	-	-
8.	Claims on Micro Enterprises, Small Enterprises, and Retail Portfolio	22,909,694	22,745,258	-	-
9.	Claims on Corporates	8,091,780	4,047,662	-	-
10.	Past Due Claims	3,090	330,963	-	-
11.	Other Assets	8,814,729	-	-	-
	Total Statement of Financial Position Exposure	**161,445,852**	**50,867,317**	**13,000,323**	**30,396,026**
B	**Commitments and Contingencies Report Exposure**				
1.	Claims on Governments	-	-	-	-
2.	Claims on Public Sector Entities	-	13,567	-	-
3.	Claims on Multilateral Development Banks and International Institutions	-	-	-	-
4.	Claims on Banks	-	16,650	-	-
5.	Residential Mortgage Financing	-	-	-	-
6.	Commercial Real Estate Financing	-	-	-	-
7.	Employee/Pensioner Financing	-	-	-	-
8.	Claims on Micro Enterprises, Small Enterprises, and Retail Portfolio	-	-	-	-
9.	Claims on Corporates	-	-	-	-
10.	Past Due Claims	-	-	-	-
	Total Commitments and Contingencies Report Exposure	**-**	**30,217**	**-**	**-**

RISK EXPOSURES

December 31, 2025								
Net Claims After Taking into Account the Effect of Credit Risk Mitigation							ATMR	Capital Charge
40%	45%	50%	75%	100%	150%	Others		
(7)	(8)	(9)	(10)	(11)	(12)	(13)	(13)	(14)
-	-	-	-	-	-		-	-
-	-	3,331,818	-	-	-		3,828,117	306,249
-	-	-	-	-	-		-	-
-	-	176,610	-	-	-		687,549	55,004
-	-	-	-	-	-		15,875,925	1,270,074
-	-	-	-	14,803	-		14,803	1,184
-	-	48,880,123	-	-	-		24,440,062	1,955,205
-	-	-	39,512,517	-	-		34,183,439	2,734,675
-	-	8,442,879	-	81,539,412	-		86,570,384	6,925,631
-	-	-	-	1,173,407	-		1,239,600	99,168
-	-	-	-	18,379,216	-		18,379,216	1,470,337
-	**-**	**60,831,430**	**39,512,517**	**101,106,838**	-		**185,219,095**	**14,817,527**
-	-	-	-	-	-		-	-
-	-	339,435	-	-	-		172,431	13,794
-	-	-	-	-	-		-	-
-	-	2,515	-	-	-		4,588	367
-	-	-	-	-	-		-	-
-	-	-	-	-	-		-	-
-	-	-	-	-	-		-	-
-	-	-	943,863	-	-		707,897	56,632
-	-	8,412	-	1,402,673	-		1,406,879	112,550
-	-	-	-	5,654	-		5,654	452
-	**-**	**350,362**	**943,863**	**1,408,327**	**-**		**2,297,449**	**183,795**

RISK EXPOSURES

No.	Portfolio Category	0%	20%	25%	35%
(1)	(2)	(3)	(4)	(5)	(6)
C	**Exposure Due to Counterparty Default (Counterparty Credit Risk)**				
1.	Claims on Governments	-	-	-	-
2.	Claims on Public Sector Entities		-	-	-
3.	Claims on Multilateral Development Banks and International Institutions	-	-	-	-
4.	Claims on Banks	-	-	-	-
5.	Claims on Micro Enterprises, Small Enterprises, and Retail Portfolio	-	-	-	-
6.	Claims on Corporates		-	-	-
	Total Counterparty Credit Risk Exposure	**-**	**-**	**-**	**-**

Net Claims after Taking into Account The Effect of Credit Risk Mitigation as of December 31, 2024

(In Rp million)

No.	Portfolio Category	0%	20%	25%	35%
(1)	(2)	(3)	(4)	(5)	(6)
A	**Statement of Financial Position Exposure**				
1.	Claims on Governments	109,670,745	-	-	-
2.	Claims on Public Sector Entities	1,810,116	11,950,061	-	-
3.	Claims on Multilateral Development Banks and International Institutions	-	-	-	-
4.	Claims on Banks	2,450,880	1,785,101	-	-
5.	Residential Mortgage Financing	25	9,001,871	12,069,393	29,112,042
6.	Commercial Real Estate Financing	-	-	-	-
7.	Employee/Pensioner Financing	366	-	-	-
8.	Claims on Micro Enterprises, Small Enterprises, and Retail Portfolio	12,794,242	17,705,235	-	-
9.	Claims on Corporates	6,111,236	4,430,277	-	-
10.	Past Due Claims	1,399	193,102	-	-
11.	Other Assets	8,084,179	-	-	-
	Total Statement of Financial Position Exposure	**140,923,188**	**35,155,455**	**9,854,950**	**26,060,136**

RISK EXPOSURES

December 31, 2025								
Net Claims After Taking into Account the Effect of Credit Risk Mitigation							ATMR	Capital Charge
40%	45%	50%	75%	100%	150%	Others		
(7)	(8)	(9)	(10)	(11)	(12)	(13)	(13)	(14)
-	-	-	-	-	-		-	-
-	-	-	-	-	-		-	-
-	-	-	-	-	-		-	-
-	-	-	-	-	-		-	-
-	-	-	-	-	-		-	-
-	-	-	-	-	-		-	-
-	**-**	**-**	**-**	**-**	**-**		**-**	**-**

December 31, 2024								
Net Claims After Taking into Account the Effect of Credit Risk Mitigation							ATMR	Capital Charge
40%	45%	50%	75%	100%	150%	Others		
(7)	(8)	(9)	(10)	(11)	(12)	(13)	(13)	(14)
-	-	-	-	-	-		-	-
-	-	3,238,158	-	-	-		4,009,091	320,727
-	-	-	-	-	-		-	-
-	-	288,920	-	-	-		501,480	40,118
-	-	-	-	-	-		15,006,937	1,200,555
-	-	-	-	25,462	-		25,462	2,037
-	-	45,878,154	-	-	-		22,939,077	1,835,126
-	-	-	40,972,039	-	-		34,270,076	2,741,606
-	-	6,998,663	-	72,164,746	-		76,550,133	6,124,011
-	-	-	-	1,212,947	-		1,251,567	100,125
-	-	-	-	11,933,717	-		11,933,717	954,697
-	**-**	**54,648,358**	**38,234,728**	**68,061,494**	**260,099**		**166,487,540**	**13,319,002**

RISK EXPOSURES

No.	Portfolio Category	0%	20%	25%	35%
(1)	(2)	(3)	(4)	(5)	(6)
B	**Commitments and Contingencies Report Exposure**				
1.	Claims on Governments	-	-	-	-
2.	Claims on Public Sector Entities	-	-	-	-
3.	Claims on Multilateral Development Banks and International Institutions	-	-	-	-
4.	Claims on Banks	-	27,161	-	-
5.	Residential Mortgage Financing	-	-	-	-
6.	Commercial Real Estate Financing	-	-	-	-
7.	Employee/Pensioner Financing	-	-	-	-
8.	Claims on Micro Enterprises, Small Enterprises, and Retail Portfolio	-	-	-	-
9.	Claims on Corporates	-	-	-	-
10.	Past Due Claims	-	-	-	-
	Total Commitments and Contingencies Report Exposure	**-**	**27,161**	**-**	**-**
C	**C. Exposure Due to Counterparty Default (Counterparty Credit Risk)**				
1.	Claims on Governments	-	-	-	-
2.	Claims on Public Sector Entities	-	-	-	-
3.	Claims on Multilateral Development Banks and International Institutions	-	-	-	-
4.	Claims on Banks	-	-	-	-
5.	Claims on Micro Enterprises, Small Enterprises, and Retail Portfolio	-	-	-	-
6.	Claims on Corporates	-	-	-	-
	Total Counterparty Credit Risk Exposure	**-**	**-**	**-**	**-**

RISK EXPOSURES

December 31, 2024								
Net Claims After Taking into Account the Effect of Credit Risk Mitigation							ATMR	Capital Charge
40%	45%	50%	75%	100%	150%	Others		
(7)	(8)	(9)	(10)	(11)	(12)	(13)	(13)	(14)
-	-	-	-	-	-		-	-
-	-	249,848	-	-	-		124,924	9,994
-	-	-	-	-	-		-	-
-	-	9,967	-	-	-		10,416	833
-	-	-	-	-	-		-	-
-	-	-	-	-	-		-	-
-	-	-	-	-	-		-	-
-	-	-	858,585	-	-		643,939	51,515
-	-	-	-	1,176,906	-		1,176,906	94,152
-	-	-	-	4,485	-		4,485	359
-	**-**	**79,268**	**871,110**	**1,764,001**	**25,938**		**1,960,670**	**156,853**
-	-	-	-	-	-		-	-
-	-	-	-	-	-		-	-
-	-	-	-	-	-		-	-
-	-	-	-	-	-		-	-
-	-	-	-	-	-		-	-
-	-	-	-	-	-		-	-
-	**-**	**-**	**-**	**-**	**-**		**-**	**-**

RISK EXPOSURES

NET EXPOSURES AND CREDIT RISK MITIGATION TECHNIQUES

Net Exposures and Credit Risk Mitigation Techniques as of December 31, 2025 and 2024

(In Rp million)

No.	Portfolio Category	December 31, 2024				
		Net Claims and MRK Techniques				
		Net Claims	Portion Secured by			
			Collateral	Guarantees	Financing Insurance	Others
(1)	(2)	(3)	(4)	(5)	(6)	(7)
A	**Statement of Financial Position Exposure**					
1.	Claims on Governments	109,670,745	-	-	-	-
2.	Claims on Public Sector Entities	16,998,335	1,810,116	-	-	-
3.	Claims on Multilateral Development Banks and International Institutions	-	-	-	-	-
4.	Claims on Banks	4,524,902	2,450,880	-	-	-
5.	Residential Mortgage Financing	50,183,331	-	-	-	-
6.	Commercial Real Estate Financing	25,462	25	-	-	-
7.	Employee/Pensioner Financing	45,878,520	366	-	-	-
8.	Claims on Micro Enterprises, Small Enterprises, and Retail Portfolio	71,471,516	12,794,242	-	17,705,235	-
9.	Claims on Corporates	89,704,922	6,111,236	-	37,156	-
10.	Past Due Claims	1,407,449	1,399	-	193,102	-
11.	Other Assets	20,017,897	-	-	-	-
	Total Statement of Financial Position Exposure	**409,883,079**	**23,168,264**	**-**	**17,935,493**	**-**
B	**Commitments and Contingencies Report Exposure**					
1.	Claims on Governments	-	-	-	-	-
2.	Claims on Public Sector Entities	249,848	-	-	-	-
3.	Claims on Multilateral Development Banks and International Institutions	-	-	-	-	-
4.	Claims on Banks	37,127	-	-	-	-
5.	Residential Mortgage Financing	-	-	-	-	-
6.	Commercial Real Estate Financing	-	-	-	-	-
7.	Employee/Pensioner Financing	-	-	-	-	-
8.	Claims on Micro Enterprises, Small Enterprises, and Retail Portfolio	858,585	-	-	-	-
9.	Claims on Corporates	1,176,906	-	-	-	-
10.	Past Due Claims	4,485	-	-	-	-
	Total Commitments and Contingencies Report Exposure	**2,326,951**	**-**	**-**	**-**	**-**

RISK EXPOSURES

	December 31, 2025					
	Net Claims and MRK Techniques					
Unsecured Portion	Net Claims	Portion Secured by				Unsecured Portion
		Collateral	Guarantees	Financing Insurance	Others	
(8)=(3)-[(4)+(5)+(6)+(7)]	(9)	(10)	(11)	(12)	(13)	(14)=(9)-[(10)+(11)+(12)+(13)]
109,670,745	109,139,449	-	-	-	-	109,139,449
15,188,219	24,731,886	10,589,028	-	-	-	14,142,858
-	-	-	-	-	-	-
2,074,022	5,070,910	1,898,082	-	-	-	3,172,828
50,183,306	53,332,525	-	-	-	-	53,332,525
25,462	14,803	-	-	-	-	14,803
45,878,154	48,880,123	-	-	-	-	48,880,123
40,972,039	85,167,469	22,909,694	-	22,745,258	-	39,512,517
83,556,530	102,121,733	8,091,780	-	48,529	-	93,981,424
1,212,948	1,507,460	3,090	-	330,963	-	1,173,407
20,017,897	27,193,945	-	-	-	-	27,193,945
368,779,322	**457,160,303**	**43,491,674**	**-**	**23,124,750**	**-**	**390,543,879**
-	-	-	-	-	-	-
249,848	353,002	-	-	-	-	353,002
-	-	-	-	-	-	-
37,127	19,165	-	-	-	-	19,165
-	-	-	-	-	-	-
-	-	-	-	-	-	-
-	-	-	-	-	-	-
858,585	943,863	-	-	-	-	943,863
1,176,906	1,411,085	-	-	-	-	1,411,085
4,485	5,654	-	-	-	-	5,654
2,326,951	**2,732,769**	**-**	**-**	**-**	**-**	**2,732,769**

RISK EXPOSURES

No.	Portfolio Category	December 31, 2024				
		Net Claims and MRK Techniques				
		Net Claims	Portion Secured by			
			Collateral	Guarantees	Financing Insurance	Others
(1)	(2)	(3)	(4)	(5)	(6)	(7)
C	**Exposure Due to Counterparty Default (Counterparty Credit Risk)**					
1.	Claims on Governments	-	-	-	-	-
2.	Claims on Public Sector Entities	-	-	-	-	-
3.	Claims on Multilateral Development Banks and International Institutions	-	-	-	-	-
4.	Claims on Banks	-	-	-	-	-
5.	Claims on Micro Enterprises, Small Enterprises, and Retail Portfolio	-	-	-	-	-
6.	Claims on Corporates	-	-	-	-	-
	Total Counterparty Credit Risk Exposure	**-**	**-**	**-**	**-**	**-**
	Total (A+B+C)	**412,210,030**	**23,168,264**	**-**	**17,935,493**	**-**

ASSET SECURITIZATION TRANSACTIONS WHERE BUS ACTS AS THE INITIAL CREDITOR

Asset Securitization Transactions Where BUS Acts as the Initial Creditor as of December 31, 2024 and 2025

(In Rp million)

No.	Underlying Asset
(1)	(2)
1.	Claims on Governments
2.	Claims on Public Sector Entities
3.	Claims on Multilateral Development Banks and International Institutions
4.	Claims on Banks
5.	Residential Mortgage Financing
6.	Commercial Real Estate Financing
7.	Employee/Pensioner Financing
8.	Claims on Micro Enterprises, Small Enterprises, and Retail Portfolio
9.	Claims on Corporates
10.	Other Assets
	Total

RISK EXPOSURES

	December 31, 2025					
	Net Claims and MRK Techniques					
Unsecured Portion	Net Claims	Portion Secured by				Unsecured Portion
		Collateral	Guarantees	Financing Insurance	Others	
(8)=(3)-[(4)+(5)+(6)+(7)]	(9)	(10)	(11)	(12)	(13)	(14)=(9)-[(10)+(11)+(12)+(13)]
-	-	-	-	-	-	-
-	-	-	-	-	-	-
-	-	-	-	-	-	-
-	-	-	-	-	-	-
-	-	-	-	-	-	-
-	-	-	-	-	-	-
-	-	-	-	-	-	-
371,106,273	**459.893.072**	**43.491.674**	**-**	**23.124.750**	**-**	**393.276.648**

December 31, 2024		December 31, 2025	
Initial Creditor Asset Securitization Transaction		Initial Creditor Asset Securitization Transaction	
Value of Securitized Assets	Gain/(Loss) on Sale	Value of Securitized Assets	Gain/(Loss) on Sale
(3)	(4)	(5)	(6)
-	-	-	-
-	-	-	-
-	-	-	-
-	-	-	-
192,490	-	144,526	-
-	-	-	-
-	-	-	-
-	-	-	-
-	-	-	-
-	-	-	-
192,490	**-**	**144,526**	**-**

RISK EXPOSURES

CALCULATION OF ATMR FOR CREDIT RISK USING THE STANDARDIZED APPROACH – ASSET EXPOSURE REPORT IN THE STATEMENT OF FINANCIAL POSITION

Asset Exposure Report in the Statement of Financial Position as of December 31, 2024 and 2025

(In Rp million

No.	Portfolio Category	December 31, 2024			December 31, 2025		
		On-Balance Sheet Asset Exposure			On-Balance Sheet Asset Exposure		
		Net Claims	ATMR Before MRK	ATMR After MRK	Net Claims	ATMR Before MRK	ATMR After MRK
(1)	(2)	(3)	(4)	(5)	(6)	(7)	(8)
1.	Claims on Governments	109,670,745	-	-	109,139,449	-	-
2.	Claims on Public Sector Entities	16,998,335	4,435,794	4,009,091	24,731,886	8,574,421	3,828,117
3.	Claims on Multilateral Development Banks and International Institutions	-	-	-	-	-	-
4.	Claims on Banks	4,524,902	1,006,920	501,480	5,070,910	1,081,590	687,549
5.	Residential Mortgage Financing	50,183,331	15,006,942	15,006,937	53,332,525	15,875,925	15,875,925
6.	Commercial Real Estate Financing	25,462	25,462	25,462	14,803	14,803	14,803
7.	Employee/Pensioner Financing	45,878,520	22,939,260	22,939,077	48,880,123	24,440,061	24,440,061
8.	Claims on Micro Enterprises, Small Enterprises, and Retail Portfolio	71,471,516	53,603,637	34,270,076	85,167,469	63,875,602	34,183,439
9.	Claims on Corporates	89,704,922	82,648,594	76,550,133	102,121,733	94,657,814	86,570,384
10.	Past Due Claims	1,407,449	1,407,449	1,251,568	1,507,460	1,507,460	1,239,600
11.	Other Assets	20,017,897	-	11,933,717	27,193,945	-	18,379,216
	Total	**409,883,078**	**181,074,058**	**166,487,542**	**457,160,303**	**210,027,676**	**185,219,094**

EXPOSURE REPORT ON COMMITMENT AND CONTINGENCY CLAIMS IN THE COMMITMENTS AND CONTINGENCIES REPORT

Exposure Report on Commitment and Contingency Claims in the Commitments and Contingencies Report as of December 31, 2024 and 2025

(In Rp million)

No,	Portfolio Category	December 31, 2024			December 31, 2025		
		On-Balance Sheet Asset Exposure			On-Balance Sheet Asset Exposure		
		Net Claims	ATMR Before MRK	ATMR After MRK	Net Claims	ATMR Before MRK	ATMR After MRK
(1)	(2)	(3)	(4)	(5)	(6)	(7)	(8)
1.	Claims on Governments	-	-	-	-	-	-
2.	Claims on Public Sector Entities	249,848	124,924	124,924	353,002	172,431	172,431
3.	Claims on Multilateral Development Banks and International Institutions	-	-	-	-	-	-
4.	Claims on Banks	37,127	10,415	10,415	19,165	4,587	4,587
5.	Residential Mortgage Financing	-	-	-	-	-	-
6.	Commercial Real Estate Financing	-	-	-	-	-	-
7.	Employee/Pensioner Financing	-	-	-	-	-	-
8.	Claims on Micro Enterprises, Small Enterprises, and Retail Portfolio	858,585	643,939	643,939	943,863	707,897	707,897
9.	Claims on Corporates	1,176,906	1,176,906	1,176,906	1,411,085	1,406,879	1,406,879
10.	Past Due Claims	4,485	4,485	4,485	5,653	5,653	5,653
	Total	**2,326,951**	**1,960,669**	**1,960,669**	**2,732,768**	**2,297,447**	**2,297,447**

RISK EXPOSURES

EXPOSURE REPORT GIVING RISE TO CREDIT RISK DUE TO COUNTERPARTY DEFAULT (COUNTERPARTY CREDIT RISK)

Exposure Report Giving Rise to Credit Risk Due to Counterparty Default (Counterparty Credit Risk) as of December 31, 2024 and 2025

(In Rp million)

No.	Portfolio Category	December 31, 2024			December 31, 2025		
		CCR Credit Risk Exposure			CCR Credit Risk Exposure		
		Net Claims	ATMR Before MRK	ATMR After MRK	Net Claims	ATMR Before MRK	ATMR After MRK
(1)	(2)	(3)	(4)	(5)	(6)	(7)	(8)
1.	Claims on Governments	-	-	-	-	-	-
2.	Claims on Public Sector Entities	-	-	-	-	-	-
3.	Claims on Multilateral Development Banks and International Institutions	-	-	-	-	-	-
4.	Claims on Banks	-	-	-	-	-	-
5.	Claims on Micro Enterprises, Small Enterprises, and Retail Portfolio	-	-	-	-	-	-
6.	Claims on Corporates	-	-	-	-	-	-
	Total	**-**	**-**	**-**	**-**	**-**	**-**

EXPOSURE REPORT GIVING RISE TO CREDIT RISK DUE TO SETTLEMENT FAILURE (SETTLEMENT RISK)

Exposure Report Giving Rise to Credit Risk due to Settlement Failure (Settlement Risk) 2024 and 2025

(In Rp million)

No.	Portfolio Category	December 31, 2024			December 31, 2025		
		CCR Credit Risk			CCR Credit Risk		
		Net Claims	ATMR Before MRK	ATMR After MRK	Net Claims	ATMR Before MRK	ATMR After MRK
(1)	(2)	(3)	(4)	(5)	(6)	(7)	(8)
1.	Delivery versus payment	-		-	-	-	-
	a. 8% capital charge (5–15 days)	-		-	-	-	-
	b. 50% capital charge (16–30 days)	-		-	-	-	-
	c. 75% capital charge (31–45 days)	-		-	-	-	-
	d. 100% capital charge (more than 45 days)	-		-	-	-	-
2.	Non-delivery versus payment	-	-		-	-	-
	Total	**-**	**-**	**-**	**-**	**-**	**-**

SECURITIZATION EXPOSURE REPORT

Securitization Exposure Report 2024 and 2025

(In Rp million)

No.	Underlying Asset	December 31, 2024		December 31, 2025	
		Securitization Exposure		Securitization Exposure	
		Capital Deduction Factor	ATMR After MRK	Capital Deduction Factor	ATMR After MRK
(1)	(2)	(3)	(4)	(5)	(6)
1.	ATMR on securitization exposure calculated using the External Rating Based Approach (ERBA)		-	-	-
2.	ATMR on securitization exposure calculated using the Standardized Approach (SA)		8,875	-	8,110
3.	Securitization exposure constituting a Common Equity Tier 1 capital deduction factor	-		-	-
	Total	**-**	**8,875**	**-**	**8,110**

TOTAL CREDIT RISK MEASUREMENT REPORT

Total Credit Risk Measurement Report 2024 and 2025

(In Rp million)

	December 31, 2024	December 31, 2025
TOTAL CREDIT RISK ATMR	168,457,086	187,524,653
TOTAL CAPITAL DEDUCTION FACTOR	**-**	**-**

RISK EXPOSURES

LIQUIDITY RISK

RUPIAH MATURITY PROFILE DISCLOSURE REPORT

Rupiah Maturity Profile Disclosure Report 2024 and 2025

(In Rp million)

No.	Posts	Balance	December 31, 2024		
			Due Date *)		
			≤ 1 month	>1 month to 3 months	>3 months to 6 months
(1)	(2)	(3)	(4)	(5)	(6)
I	**Statement Of Financial Position**				
A	**Assets**	**383,068,136**	**65,447,131**	**13,293,980**	**10,889,512**
1	Cash	7,623,321	7,623,321	-	-
2	Placements with Bank Indonesia	41,470,072	41,470,072	-	-
3	Placements with other banks	300,430	300,430	-	-
4	Securities	55,776,134	4,476,080	5,643,665	3,357,983
5	Receivables:				
	Murabahah receivables (gross)	143,652,233	228,408	288,284	700,955
	Salam receivables	-	-	-	-
	Istishna' receivables	11	-	-	11
	Qardh receivables	11,507,426	2,462,147	4,109,686	1,409,701
6	Profit sharing financing:				
	Mudharabah financing	2,914,936	20,669	8,177	2,032,324
	Musyarakah financing	110,840,518	2,292,171	3,243,502	3,385,055
7	Lease financing	2,410,211	989	666	3,483
8	Other assets	6,572,844	6,572,844	-	-
B	**Liabilities**	**339,321,606**	**288,673,200**	**28,086,568**	**17,504,830**
1	Third party fund				
	Wadiah current accounts	17,961,391	17,961,391	-	-
	Mudharabah time deposits	123,256,381	75,997,742	28,001,325	15,725,971
	Wadiah savings deposits	54,056,447	54,056,447	-	-
	Mudharabah savings deposits	84,630,430	84,630,430	-	-
	Others	24,492,705	24,492,705	-	-
2	Liabilities to Bank Indonesia	18,417,864	18,417,864	-	-
3	Liabilities to other banks	863,788	845,395	8,359	4,382
4	Securities issued	6,059,397	2,840,834	-	1,700,000
5	Financing received	1,000,000	1,000,000	-	-
6	Other liabilities	8,583,203	8,430,392	76,884	74,477
C	**Commitment and Contingent Report**				
1	Commitment liabilities	2,409,047	220,557	357,436	189,393
2	Contingent liabilities	1,128,775	372,743	186,529	122,093
	Difference (A-B)	**43,746,530**	**(223,226,069)**	**(14,792,588)**	**(6,615,318)**

RISK EXPOSURES

		Balance	December 31, 2024				
			Due Date *)				
>6 months to 12 months	>12 months		≤ 1 month	>1 month to 3 months	>3 months to 6 months	>6 months to 12 months	>12 months
(7)	(8)	(9)	(10)	(11)	(12)	(13)	(14)
22,341,420	**271,096,093**	**421,537,581**	**71,338,015**	**13,388,809**	**10,264,770**	**22,214,416**	**304,331,571**
-	-	8,157,814	8,157,814	-	-	-	-
-	-	35,930,613	35,930,613	-	-	-	-
-	-	62,547	62,547	-	-	-	-
14,513,511	27,784,895	52,879,683	5,994,204	3,262,005	3,595,543	12,623,980	27,403,951
3,195,164	139,239,422	148,704,301	203,530	425,228	1,027,637	4,628,310	142,419,596
-	-	-	-	-	-	-	-
-	-	-	-	-	-	-	-
132,499	3,393,393	15,179,123	3,033,992	6,565,065	2,212,875	129.032	3,238,159
57,668	796,098	2,889,309	2,019,039	7,529	36,354	31,720	794,667
4,211,605	97,708,185	141,527,987	2,742,148	3,128,626	3,367,769	4,731,320	127,558,124
230,973	2,174,100	3,014,914	2,838	356	24,592	70,054	2,917,074
-	-	13,191,290	13,191,290				
3,536,218	**1,520,790**	**370,011,104**	**317,457,586**	**38,390,226**	**7,890,631**	**2,411,310**	**3,861,351**
		26,278,324	26,278,324	-	-	-	-
-	-	132,718,220	86,911,574	38,254,908	5,146,738	2,405,000	-
3,530,566	777	62,032,119	62,032,119	-	-	-	-
-	-	98,654,585	98,654,585	-	-	-	-
-	-	27,109,482	27,109,482	-	-	-	-
-	-						
-	-	-	-	-	-	-	-
5,652	-	858,521	837,676	6,778	7,757	6,310	-
-	1,518,563	11,863,787	5,338,886	-	2,665,000	-	3,859,901
-	-	-	-	-	-	-	-
-	1,450	10,496,066	10,294,940	128,540	71,136	-	1,450
170,863	1,470,798	5,790,454	910,079	2,451,126	395,435	448,641	1,585,173
170,234	277,176	1,106,881	297,561	106,930	160,032	333,201	209,157
18,805,202	**269,575,303**	**51,526,477**	**246,119,571**	**25,001,417**	**2,374,139**	**19,803,106**	**300,470,220**

RISK EXPOSURES

Foreign Currency Maturity Profile Disclosure Report 2024 and 2025

(In Rp million)

No,	Posts	Balance	December 31, 2024		
			Due Date *)		
			≤ 1 month	>1 month to 3 months	>3 months to 6 months
(1)	(2)	(3)	(4)	(5)	(6)
I	**Statement f Financial Position**				
A	**Assets**	**25,545,296**	**16,742,260**	**3,102,386**	**1,026,577**
1	Cash	457,368	457,368	-	-
2	Placements with Bank Indonesia	8,496,207	8,496,207	-	-
3	Placements with other banks	1,180,444	1,180,444	-	-
4	Securities	8,875,671	6,202,824	1,932,021	175,440
5	Receivables:				
	a. Murabahah receivables (gross)	-	-	-	-
	b. Salam receivables	-	-	-	-
	c. Istishna' receivables	-	-	-	-
	d. Qardh receivables	2,266,358	304,776	1,048,330	828,994
6	Profit sharing financing:				
	a. Mudharabah financing	22,143	-	-	22,143
	b. Musyarakah financing	3,346,700	100,641	122,035	-
7	Lease financing	900,405	-	-	-
8	Other assets	-	-	-	-
B	**Liabilitas**	**24,250,254**	**23,406,674**	**437,318**	**337,209**
1	Third party fund:				
	a. Wadiah current accounts	1,185,688	1,185,688	-	-
	b. Mudharabah time deposits	7,327,971	6,484,391	437,318	337,209
	c. Wadiah savings deposits	1,223,620	1,223,620	-	-
	d. Mudharabah savings deposits	623,719	623,719	-	-
	e. Others	12,695,814	12,695,814	-	-
2	Liabilities to Bank Indonesia	-	-	-	-
3	Liabilities to other banks	43	43	-	-
4	Securities issued	1,126,650	1,126,650	-	-
5	Financing received	-	-	-	-
6	Other liabilities	66,749	66,749	-	-
C	**Commitment and Contingent Report**				
1	Commitment liabilities	94,429	94,018	411	-
2	Contingent liabilities	911,951	88,855	102,111	11,032
	Difference (A-B)	**1,295,042**	**(6,664,414)**	**2,665,068**	**689,368**

RISK EXPOSURES

			December 31, 2024				
			Due Date *)				
>6 months to 12 months	>12 months	Balance	≤ 1 month	>1 month to 3 months	>3 months to 6 months	>6 months to 12 months	>12 months
(7)	(8)	(9)	(10)	(11)	(12)	(13)	(14)
209,212	**4,464,861**	**34,655,025**	**24,202,776**	**2,685,526**	**909,688**	**90,895**	**6,766,140**
-	-	532,952	532,952	-	-	-	-
-	-	15,672,430	15,672,430	-	-	-	-
-	-	2,655,903	2,655,903	-	-	-	-
-	565,386	8,652,919	4,442,814	1,707,303	33,350	-	2,469,452
-	-	598	-	-	-	-	598
-	-	-	-	-	-	-	-
-	-	-	-	-	-	-	-
84,258	-	2,542,805	481,384	926,117	876,338	4,802	254,164
-	-	-	-	-	-	-	-
124,954	2,999,070	3,343,787	181,344	52,106	-	86,093	3,024,244
-	2,999,070	1,017,682	-	-	-	-	1,017,682
-	-	235,949	235,949				
69,053	**-**	**34,228,627**	**32,904,081**	**322,031**	**707,768**	**294,747**	**-**
-	-	1,512,150	1,512,150	-	-	-	-
69,053	-	13,314,686	12,429,570	289,259	301,109	294,747	-
-	-	1,279,002	1,279,002	-	-	-	-
-	-	661,954	661,954	-	-	-	-
-	-	16,927,781	16,927,781	-	-	-	-
-	-	-	-	-	-	-	-
-	-	1,153	1,153	-	-	-	-
-	-	-	-	-	-	-	-
-	-	-	-	-	-	-	-
-	-	531,902	92,472	32,772	406,659	-	-
-	-	8,182	-	6,584	1,598	-	-
450,915	259,038	1,373,559	425,418	107,124	9,809	175,438	655,769
140,159	**4,464,861**	**426,398**	**8,701,305**	**2,363,495**	**201,920**	**203,852**	**6,766,140**

RISK EXPOSURES

OPERATIONAL RISK

Operational Risk Report 2024 and 2025

(In Rp million)

No.	Approach Used	December 31, 2024			December 31, 2025		
		Gross Income (3-Year Average)	Capital Charge	ATMR	Gross Income (3-Year Average)	Capital Charge	ATMR
(1)	(2)	(3)	(4)	(5)	(6)	(7)	(8)
1.	Standard Indicator Approach	18,985,886	2,847,883	35,598,536	20,678,536	3,101,780	38,772,256



06 SOCIAL AND ENVIRONMENTAL RESPONSIBILITY



For BSI, sustainability is a mandate to create balanced value between economic growth, social welfare, and environmental stewardship. Through the integration of ESG principles and Islamic values, BSI continues to strengthen its contribution to building an inclusive and sustainable Islamic economic ecosystem

INTRODUCTION TO SOCIAL AND ENVIRONMENTAL RESPONSIBILITY

As the largest Islamic bank in Indonesia, PT Bank Syariah Indonesia Tbk (BSI) views sustainability as an integral part of its responsibility in conducting business activities. For BSI, sustainability is not solely about achieving economic performance, but also reflects the Bank's commitment to creating broader value for society and the environment through responsible Islamic banking practices.

Aligned with Islamic principles that emphasize balance between economic growth, social well-being, and environmental stewardship, BSI integrates Environmental, Social, and Governance (ESG) considerations into its business strategy, risk management framework, and product and service development. This approach enables the Bank to support inclusive economic growth while strengthening its contribution to sustainable development in Indonesia.

Throughout 2025, BSI continued to strengthen the implementation of sustainable finance through the expansion of green and social financing portfolios, the advancement of environmentally responsible operational practices, and the implementation of community empowerment programs that deliver tangible benefits to stakeholders. These initiatives reflect BSI's strategic role in developing a sustainable Islamic economic ecosystem while supporting Indonesia's broader development agenda.

More detailed information regarding the Bank's sustainability strategy, policies, governance, and performance is presented in the BSI Sustainability Report 2025, which is published separately.



SUSTAINABILITY POLICY AND COMMITMENT

BSI places sustainability as an integral component of its business strategy and corporate governance. This commitment is implemented through the adoption of sustainable finance principles in alignment with Financial Services Authority Regulation (POJK) No. 51/POJK.03/2017 on the Implementation of Sustainable Finance for Financial Institutions, Issuers, and Public Companies. Through this regulatory framework, the Bank seeks to ensure that its business activities not only support economic growth but also consider long-term social and environmental impacts.

In practice, BSI integrates ESG considerations into various policies and decision-making processes. This commitment is reflected in the strengthening of sustainability governance, the development of ESG-related policies and procedures, and the establishment of oversight structures that support the management of sustainability-related risks and opportunities. This approach enables the Bank to identify, manage, and mitigate environmental and social risks associated with both its operations and financing portfolio.

Furthermore, BSI aligns its sustainable finance implementation with the Bank's strategic planning through the development of the Sustainable Finance Action Plan (RAKB), which is periodically updated. Through this framework, the Bank establishes the direction for expanding its sustainable financing portfolio, strengthening ESG governance, and enhancing internal capabilities to support the consistent and measurable implementation of its sustainability strategy.

STRATEGY AND PILLARS OF SOCIAL AND ENVIRONMENTAL RESPONSIBILITY

In implementing its sustainability commitment, BSI adopts an integrated approach that positions sustainability as an essential element of its long-term business development. This strategy is designed to ensure that the Bank's business activities not only generate economic value but also create positive contributions for society and the environment.

BSI's social and environmental responsibility framework is structured around three core sustainability pillars that guide the development of the Bank's programs and initiatives: Sustainable Banking, Sustainable Operations, and Sustainable Beyond Banking. These pillars reflect the Bank's comprehensive approach to integrating sustainability principles into its business activities, operational practices, and social contributions to the community.

Through the Sustainable Banking pillar, BSI focuses on strengthening the implementation of sustainable finance by developing products and financing portfolios that deliver social and environmental benefits. The Sustainable Operations pillar emphasizes efforts to improve operational efficiency while managing the environmental impact of the Bank's operations. Meanwhile, the Sustainable Beyond Banking pillar reflects BSI's commitment to delivering broader social impact through community empowerment programs and the development of the Islamic economic ecosystem.

Together, these three pillars serve as the strategic foundation for BSI's sustainability initiatives and reinforce the Bank's role in supporting sustainable development in Indonesia.

PROGRAM IMPLEMENTATION BY PILLAR

In implementing its sustainability commitment, BSI carries out its social and environmental responsibility programs through three main pillars: Sustainable Banking, Sustainable Operations, and Sustainable Beyond Banking. These pillars serve as the implementation framework to ensure that sustainability principles are embedded across the Bank's business activities, operational practices, and social contributions to the community.

Through this approach, BSI seeks to strengthen its role as an Islamic financial institution that not only supports economic growth but also delivers positive impacts for the environment and society. Programs implemented under each pillar are designed to advance sustainable finance, improve environmentally responsible operational practices, and promote inclusive community empowerment.

SUSTAINABLE BANKING

Through the Sustainable Banking pillar, BSI strengthens its role as an Islamic financial institution that advances sustainable finance through the development of financing portfolios that deliver economic, social, and environmental benefits. This approach is implemented by integrating sustainability principles into product development, financing portfolio management, and business decision-making processes.

Throughout 2025, BSI continued to expand the distribution of sustainable financing, encompassing both green and social financing across sectors that support sustainable development. The Bank's sustainable financing portfolio reached Rp73.92 trillion, consisting of Rp15.66 trillion in green financing and Rp58.26 trillion in social financing, including financing for electric vehicles and business activities that contribute to improving community welfare.

The Bank also strengthened its sustainable funding sources through the issuance of Sustainability Sukuk, which supports the financing of projects that generate positive environmental and social impacts. In parallel, the integration of ESG considerations in financing activities continues to be enhanced through strengthened policies, sustainability risk assessments, and the development of responsible financing frameworks.

Through these initiatives, BSI aims to reinforce its contribution to inclusive economic growth while expanding the positive impact of Islamic finance on sustainable development.

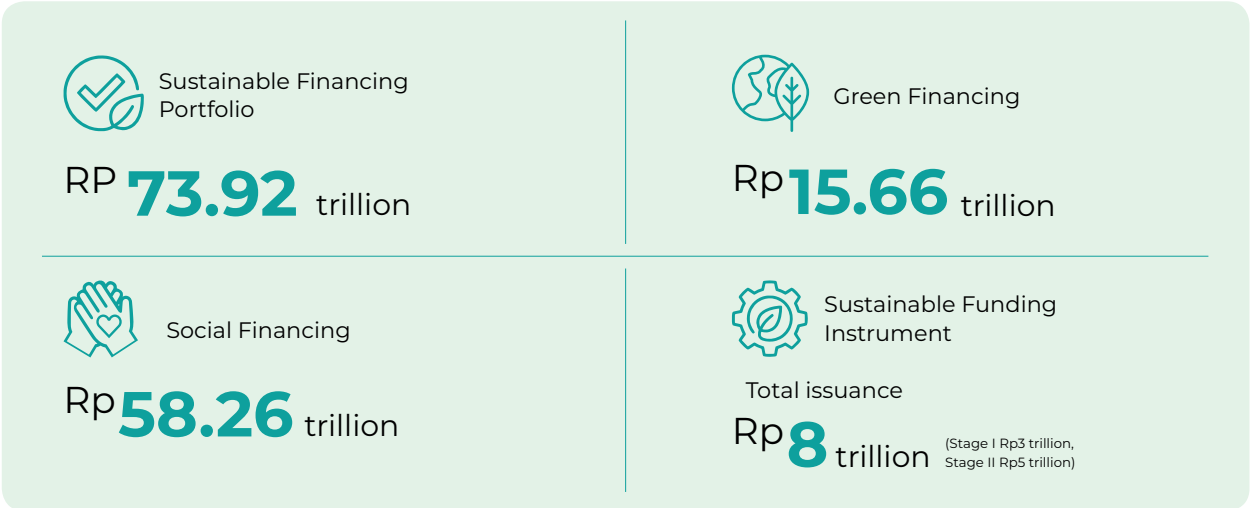

DASAR PENERAPAN TATA KELOLA PERUSAHAAN

SUSTAINABLE OPERATIONS

Through the Sustainable Operations pillar, BSI seeks to responsibly manage the environmental impact of its operational activities while improving resource efficiency. These efforts are implemented through a range of environmentally responsible operational initiatives that support emission reduction, energy efficiency, and the strengthening of sustainable operational practices across the Bank's network.

Throughout 2025, the Bank continued to enhance its emissions management through the implementation of Digital Carbon Tracking, enabling more integrated monitoring of greenhouse gas emissions generated from operational activities. In addition, BSI promoted energy efficiency through the use of 100% energy-efficient LED lighting, the application of energy-saving technologies in building cooling systems, and the installation of solar panels at several operational facilities.

To support greener operations, BSI also operates two office buildings certified as Green Building Gold Certified, namely Landmark BSI Aceh and BSI Tower Jakarta. The Bank further strengthened its transition toward cleaner energy through the use of 144 electric vehicles as part of its operational fleet and solar panel in 8 BSI outlets.

These initiatives reflect BSI's commitment to improving operational efficiency while supporting environmental management and emission reduction efforts.

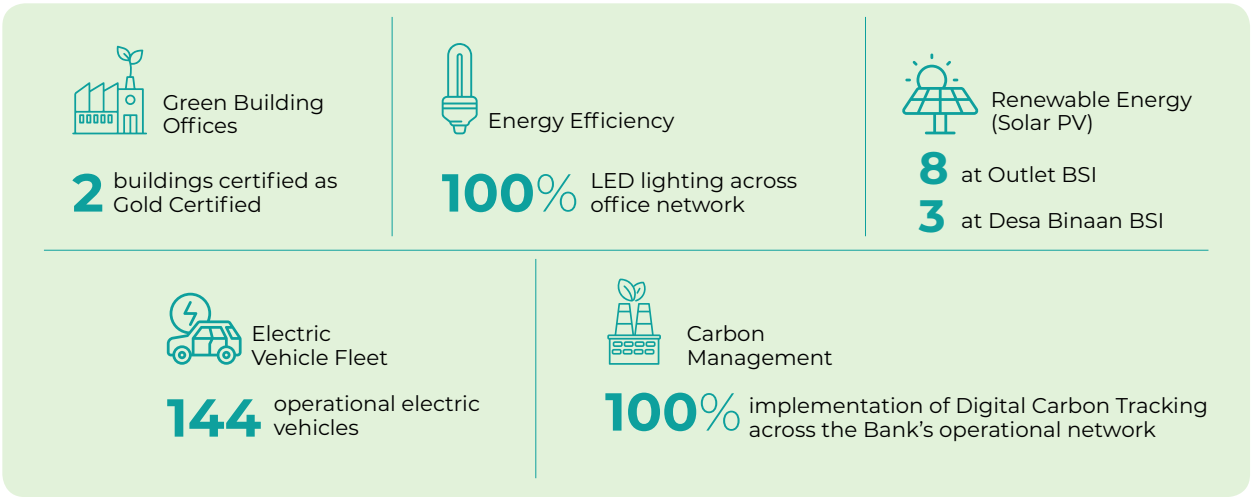

SUSTAINABLE BEYOND BANKING

Through the Sustainable Beyond Banking pillar, BSI expands its sustainability contribution beyond financial services by strengthening its social role in supporting community welfare and the development of the Islamic economic ecosystem. These initiatives are implemented through community empowerment programs and the management of Islamic social funds that deliver direct benefits to society.

Throughout 2025, the Bank continued to strengthen the management and distribution of Zakat, Infaq, Sadaqah, and Waqf (ZISWAF) funds as part of its commitment to supporting social welfare and poverty alleviation. These social funds are distributed through programs focused on economic empowerment, education, healthcare, and humanitarian assistance, reaching communities across various regions in Indonesia.

DASAR PENERAPAN TATA KELOLA PERUSAHAAN

In addition, BSI promotes the development of the Islamic economic ecosystem through collaborative programs with social institutions, communities, and other stakeholders. These initiatives aim to strengthen community capacity, encourage economic independence, and expand access to Islamic financial services and financing.kolaboratif dengan lembaga sosial, komunitas, dan pemangku kepentingan lainnya. Program-program tersebut diarahkan untuk memperkuat kapasitas masyarakat, mendorong kemandirian ekonomi, serta memperluas akses terhadap pembiayaan dan layanan keuangan syariah.

Through these efforts, BSI strives to create sustainable social value while reinforcing the role of Islamic banking in supporting inclusive and equitable economic development.

ZISWAF Fund Distribution

The total ZISWAF funds distributed through BSI Maslahat reached

Rp**400** billion

Social Program Beneficiaries

Social initiatives reached more than

754 thousand beneficiaries

Program Distribution by Pillar

Program Pillar	Funds Distributed	Beneficiaries
Economic	Rp26.4 billion	59.1 thousand
Education	Rp114.8 billion	23 thousand
Humanitarian	Rp148.8 billion	599.1 thousand
Health	Rp11.8 billion	27.3 thousand
Dakwah & Advocacy	Rp38.2 billion	45.9 thousand

SUSTAINABILITY REPORT REFERENCE

As part of its commitment to transparency and accountability in implementing social and environmental responsibility, BSI prepares and publishes a Sustainability Report separately from its Annual Report. The Sustainability Report provides more comprehensive information on the Bank's sustainability policies, strategies, governance, and performance across economic, social, and environmental aspects.

The preparation of BSI's Sustainability Report refers to Financial Services Authority Regulation (POJK) No. 51/POJK.03/2017 on the Implementation of Sustainable Finance for Financial Institutions, Issuers, and Public Companies. The report presents detailed information on the implementation of sustainable finance, environmental management practices, human capital development, as well as community empowerment initiatives undertaken by the Bank.

The information presented in the Social and Environmental Responsibility chapter of this Annual Report summarizes key initiatives and achievements related to BSI's sustainability implementation. Stakeholders seeking more comprehensive information regarding BSI's sustainability strategy, policies, and performance may refer to the PT Bank Syariah Indonesia Tbk Sustainability Report 2025, which is published separately.

REFERENCE TO SEOJK NO. 16/POJK.04/2021 REGARDING THE FORM AND CONTENT OF REPORTS OF ISSUERS OR PUBLIC COMPANIES

	DESCRIPTION	PAGE
	Key Financial Highlights The summary of important financial data contained financial information presented in the form of a comparison for 3 (three) financial years or since starting its business if the Issuer or Public Company had been running its business activities for less than 3 (three) years.	
1.	Revenue/sales	18-22
2.	Gross profit	18-22
3.	Profit (loss)	18-22
4.	Total profit (loss) attributable to owners of the parent entity and non-controlling interests	18-22
5.	Total comprehensive profit (loss)	18-22
6.	Total comprehensive profit (loss) attributable to owners of the parent entity and non-controlling interests	18-22
7.	Earnings (loss) per share	18-22
8.	Total assets	18-22
9.	Total liabilities	18-22
10.	Total equity	18-22
11.	Ratio of profit (loss) to total assets	18-22
12.	Ratio of profit (loss) to equity	18-22
13.	Ratio of profit (loss) to income/sales	18-22
14.	Current ratio	18-22
15.	Ratio of liabilities to equity	18-22
16.	Ratio of liabilities to total assets	18-22
17.	Information and other financial ratios relevant to the issuer or public company and the type of industry	18-22
	Stock Highlights Share information for a Public Company should at least contain:	
1.	Shares issued for each quarterly period were presented in the form of a comparison for the last 2 (two) financial years, at least containing: a) Number of outstanding shares; b) Market capitalization based on the price on the stock exchange where the shares were listed; c) The highest, lowest and closing share prices were based on prices on the stock exchange where the shares are listed; and d) Trading volume on the stock exchange where the shares are listed. Information in letter b), letter c) and letter d) is only disclosed if the shares are listed on the stock exchange.	23
2.	In the event of a corporate action causing changes in shares, such as stock splits, reverse stock, stock dividends, bonus shares, changes in the nominal value of shares, issuance of conversion securities, as well as capital additions and deductions, stock information as referred to in number 1) should be added with at least an explanation regarding: a) The date of implementation of the corporate action; b) The ratio of stock splits, reverse stock, stock dividends, bonus shares, the number of convertible securities issued, and changes in the nominal value of shares; c) Number of outstanding shares before and after the corporate action; d) Number of conversion effects executed (if any); and e) Share prices before and after corporate actions.	24

REFERENCE TO SEOJK NO. 16/POJK.04/2021 REGARDING THE FORM AND CONTENT OF REPORTS OF ISSUERS OR PUBLIC COMPANIES

	DESCRIPTION	PAGE
3.	In the event of a temporary suspension of share trading (suspension) and/or delisting of shares in the financial year, the should be explained.	25
4.	In the event that the temporary suspension of share trading as referred to in number 3) and/or the delisting process was still ongoing until the end of the Annual Report period, it explained the actions taken to resolve the temporary suspension of share trading and/or cancellation of the share listing (delisting).	25
Board of Commissioners Report The Board of Commissioners' report should at least contain a brief description of:		
1.	Assessment of the performance of the Board of Directors regarding the management of Issuers or Public Companies, including the supervision of the Board of Commissioners in the formulation and implementation of strategies for Issuers or Public Companies carried out by the Board of Directors;	32-36
2.	Views on the business prospects of the Issuer or Public Company prepared by the Board of Directors; and	36-37
3.	Pandangan atas penerapan tata kelola Emiten atau Perusahaan Publik. Views on the implementation of the governance of the Issuer or Public Company.	37-38
Board of Directors Report The Board of Directors' report should at least contain a brief description of:		
1.	Performance of Issuers or Public Companies, at least containing: a) Issuer's or Public Company's strategy and strategic policies; b) The role of the Board of Directors in formulating strategies and strategic policies of Issuers or Public Companies; c) The process carried out by the Board of Directors to ensure the implementation of the Issuer's or Public Company's strategy; d) Comparison between the results achieved with those targeted by the Issuer or Public Company; and e) Constraints faced by Issuers or Public Companies;	46-52
2.	Overview of the business prospects of the issuer or Public Company.	52
3.	Implementation of the governance of the Issuer or Public Company.	52-54
4.	Signatures of members of the Board of Directors and Board of Commissioners It described: a) The signature is poured on a separate sheet; b) A statement that the Board of Commissioners and Board of Directors are fully responsible for the correctness of the contents of the annual report; c) Signed by all members of the Board of Commissioners and members of the Board of Directors stating their names and positions; and d) A written explanation in a separate letter from the person concerned in the event that there is a member of the Board of Commissioners or a member of the Board of Directors who does not sign the annual report, or a written explanation in a separate letter from another member in the event that there is no written explanation from the person concerned. The annual report shall be signed by all members of the Board of Directors and all members of the Board of Commissioners serving during the relevant financial year and shall be made available at the company's office from the date of the GMS invitation for inspection by shareholders (Company Law).	64-65
Profile of Issuer or Public Company The profile of the Issuer or Public Company shall at least contain the following information:		
1.	Name of the Issuer or Public Company, including any change of name, the reason for the change, and the effective date of the name change during the financial year.	67-68

REFERENCE TO SEOJK NO. 16/POJK.04/2021 REGARDING THE FORM AND CONTENT OF REPORTS OF ISSUERS OR PUBLIC COMPANIES

	DESCRIPTION	PAGE
2.	Access to Issuers or Public Companies including branch offices or representative offices that allowed the public to obtain information about Issuers or Public Companies, including: a) Address; b) Telephone number; c) Electronic mail address; and d) Website address.	67-68
3.	Brief history of the Issuer or Public Company; It included: date/year of establishment, name, change of company name (if any), and effective date of change of company name. Note: if the company had never changed its name, it should be disclosed.	70-71
4.	Vision and mission of Issuer or Public Company and its corporate culture or values;	74-75
	Vision and explanation of the Vision.	74-75
	Mission and explanation of the Mission.	74-75
	Corporate Culture.	74-75
5.	Business activities according to the latest article of association, business activities conducted within the financial year, and type of goods and/or services.	76-85
6.	Operational area of Issuer or Public Company; operational area is an area or region for carrying out operational activities or the range of operational activities.	86-96
7.	The organizational structure of the Issuer or Public Company in the form of a chart, at least up to the structure of 1 (one) level below the Board of Directors including committees under the Board of Directors (if any) and committees under the Board of Commissioners, accompanied by names and positions.	98-99
8.	List of industry association memberships both on a national and international scale related to the implementation of sustainable finance.	97
9.	Profile of the Board of Commissioners, at least contained: a) Name and position; b) Recent photos; c) Age; d) Citizenship; e) Educational history and/or certification; f) Position history, including information on: 1) Legal basis for appointment as member of the Board of Commissioners; 2) The legal basis for the first appointment as a member of the Board of Commissioners who was an independent commissioner of the Issuer or Public Company concerned; 3) Concurrent positions, either as a member of the Board of Commissioners, member of the Board of Directors, and/or committee member as well as other positions both inside and outside the Issuer or Public Company. In the event that a member of the Board of Commissioners did not have concurrent positions, then this should be disclosed; 4) Work experience and period of time both inside and outside the Issuer or Public Company; g) Affiliation with other members of the Board of Commissioners, major shareholders, and controllers, either directly or indirectly, to individual owners, including names of affiliated parties; In the event that a member of the Board of Commissioners had no affiliation, the Issuer or Public Company should disclose this matter; h) Statement of independence of the independent commissioner in the event that the independent commissioner had served more than 2 (two) terms; and	100-109

REFERENCE TO SEOJK NO. 16/POJK.04/2021 REGARDING THE FORM AND CONTENT OF REPORTS OF ISSUERS OR PUBLIC COMPANIES

	DESCRIPTION	PAGE
	i) Changes in the composition of the members of the Board of Commissioners and the reasons for the changes. In the event that there was no change in the composition of the members of the Board of Commissioners, this matter should be disclosed.	
10.	Profile of the Board of Directors, at least contained: a) Name and position in accordance with the duties and responsibilities; b) Recent photos; c) Age; d) Citizenship; e) Educational history and/or certification; f) Position history, including information on: 1) The legal basis for appointment as a member of the Board of Directors of the Issuer or Public Company concerned; 2) Concurrent positions, either as a member of the Board of Directors, member of the Board of Commissioners, and/or committee member as well as other positions both inside and outside the Issuer or Public Company. In the event that a member of the Board of Directors does not have concurrent positions, then this was disclosed; and 3) Work experience and period of time both inside and outside the Issuer or Public Company; g) Affiliation with other members of the Board of Directors, members of the Board of Commissioners, major shareholders, and controllers either directly or indirectly to individual owners, including names of affiliated parties. In the event that a member of the Board of Directors had no affiliation, the Issuer or Public Company should disclose this matter; and h) Changes in the composition of the members of the Board of Directors and the reasons for the changes. In the event that there was no change in the composition of the members of the Board of Directors, this matter should be disclosed.	110-119
11.	In the event there is a change in the composition of members of the Board of Directors and/or members of the Board of Commissioners occurring after the financial year-end until the deadline for submission of the Annual Report, the composition presented in the Annual Report shall reflect both the latest and the previous composition of the Board of Directors and/or Board of Commissioners.	120-121
12.	Number of employees by gender, position, age, education level, and employment status (permanent/contracted) in the financial year; Disclosure of information could be presented in tabular form.	134-135
13.	Name of shareholders and percentage of ownership at the beginning and end of the financial year consisted of information regarding: a) Shareholders owning 5% (five percent) or more shares of the Issuer or Public Company; b) Members of the Board of Directors and members of the Board of Commissioners owning shares of Issuers or Public Companies. In the event that all members of the Board of Directors and/or all members of the Board of Commissioners did not own shares, then this matter should be disclosed; c) Community shareholder group, namely the group of shareholders who each owned less than 5% (five percent) of the shares of the Issuer or Public Company; The above information could be presented in tabular form.	139-140
14.	Percentage of indirect ownership of shares of Issuers or Public Companies by members of the Board of Directors and members of the Board of Commissioners at the beginning and end of the financial year, including information on shareholders registered in the shareholder register for the benefit of indirect ownership of members of the Board of Directors and members of the Board of Commissioners; In the event that all members of the Board of Directors and/or all members of the Board of Commissioners did not have indirect ownership of the shares of the Issuer or Public Company, this matter should be disclosed.	140-142

REFERENCE TO SEOJK NO. 16/POJK.04/2021 REGARDING THE FORM AND CONTENT OF REPORTS OF ISSUERS OR PUBLIC COMPANIES

	DESCRIPTION	PAGE
15.	Number of shareholders and percentage of ownership at the end of the financial year based on classification: a) ownership of local institutions; b) ownership of foreign institutions; c) local individual ownership; and d) foreign individual ownership;	142
16.	Information regarding the main and controlling shareholders of the Issuer or Public Company, either directly or indirectly, to the individual owners presented in the form of a scheme or chart;	143
17.	The name of the subsidiary, associated company, joint venture company where the Issuer or Public Company had joint control of the entity (if any), along with the percentage of share ownership, line of business, total assets, and operating status of the subsidiary, associated company, joint venture company. For a subsidiary, information about the address of the subsidiary was added.	144
18.	Chronology of share listing, number of shares, nominal value, and offering price from the beginning of listing to the end of the financial year as well as the name of the stock exchange where the shares of the Issuer or Public Company were listed, including stock splits, reverse stock, stock dividends, bonus shares, and changes in the nominal value of shares, implementation of conversion effects, implementation of capital additions and subtractions (if any);	145
19.	Information on other listed securities in addition to the securities referred to in item 18), which have not matured during the financial year, shall at least include the name of the security, year of issuance, interest rate/yield, maturity date, offering value, and credit rating (if any).	146
20.	Information on the use of public accounting services (AP) and public accounting firms (KAP) and their networks/associations/ allies included: a) name and address; b) assignment period; c) information on audit and/or non-audit services provided; d) audit and/or non-audit fees for each assignment given during the financial year; and e) in the event that AP and KAP and their networks/ associations/allies, which are appointed do not provide non-audit services, then the information is disclosed. disclosure of information on the use of AP and KAP services and their networks/ associations/allies could be presented in tabular form.	147
21.	Name and address of capital market supporting institutions and/or professions other than AP and KAP.	148-149
Management Discussion and Analysis Management discussion and analysis includes analysis and discussion of financial reports and other important information with an emphasis on material changes that occurred in the financial year, which at least contains:		
1.	Operational review per business segment according to the type of industry of the Issuer or Public Company, at least regarding: a) production, which includes the process, capacity, and development; b) revenue/sales; and c) profitability	188-201
2.	Comprehensive financial performance, including a comparison of financial performance over the last 2 (two) financial years, an explanation of the causes of changes and their impacts, shall at least cover: a) current assets, non-current assets, and total assets; b) short-term liabilities, long-term liabilities and total liabilities; c) equity; d) income/ sales, beban, profit (loss), other comprehensive income, and Total comprehensive profit (loss); and e) cash flow;	202-220

REFERENCE TO SEOJK NO. 16/POJK.04/2021 REGARDING THE FORM AND CONTENT OF REPORTS OF ISSUERS OR PUBLIC COMPANIES

	DESCRIPTION	PAGE
3.	The ability to meet debt or other obligations by presenting relevant ratio calculations.	
4.	The collectability level of receivables of the Issuer or Public Company by presenting relevant ratio calculations.	221-223
5.	Capital structure and management policy over such capital structure, including the basis for determining the policy.	226-229
6.	Discussion of material commitments for capital expenditure investments, at a minimum including: a) the purpose of the bond; b) the expected source of funds to fulfill these commitments; c) currency to be denominated; and d) measures planned by the Issuer or Public Company to protect the risk from the related foreign currency position.	229
7.	Discussion on investment in capital goods realized in the last financial year, at least containing: a) the purpose of the bond; b) the purpose of investment in capital goods; and c) the investment value of capital goods issued	229
8.	Material information and facts occurring after the date of the accountant's report (if any).	232
9.	The business prospects of the Issuer or Public Company are related to industrial conditions, the general economy and the international market accompanied by quantitative supporting data from reliable data sources.	232
10.	Comparison between targets/projections at the beginning of the year book with the results achieved (realization), regarding: a) revenue/sales; b) profit (loss); c) capital structure; d) other matters deemed important to the Issuer or Public Company.	232-235
11.	Targets/projections to be achieved by the Issuer or Public Company for the next 1 (one) year, about: a) revenue/sales; b) profit (loss); c) capital structure; d) dividend Policy; or a) other matters deemed important to the Issuer or Public Company.	236-239
12.	The marketing aspect of the goods and/or services of the Issuer or Public Company, at least regarding the marketing strategy and market share.	174-179
13.	Description of dividends for 2 (two) financial years last, at least: a) Dividend policy contained information of the percentage of total dividends distributed to net income; b) Date of payment of cash dividends and/or date of distribution of non-cash dividends; c) Total dividends per share (cash and/or non-cash); d) the amount of dividends per year paid. Disclosure of information may be presented in tabular form. In the event that the Issuer or Public Company did not distribute dividends in the last two (2) years, such fact shall be disclosed.	240
14.	Realization of the use of proceeds from public offerings, provided that: a) if during the financial year the Issuer is required to submit a report on the realization of use of proceeds, the cumulative realization of use of proceeds up to the end of the financial year shall be disclosed; and b) if there are changes in the use of proceeds as regulated under the Financial Services Authority Regulation concerning reports on the realization of use of proceeds from public offerings, the Issuer shall explain such changes.	240-241

REFERENCE TO SEOJK NO. 16/POJK.04/2021 REGARDING THE FORM AND CONTENT OF REPORTS OF ISSUERS OR PUBLIC COMPANIES

	DESCRIPTION	PAGE
15.	Material information (if any), including but not limited to investment, expansion, divestment, merger/consolidation, acquisition, debt/capital restructuring, material transactions, affiliated transactions, and conflict of interest transactions occurring during the financial year, shall at least include: a) transaction date, value, and object; b) name of the party conducting the transaction; c) the nature of the affiliation relationship (if any); d) explanation regarding the fairness of the transaction; e) compliance with the relevant provisions; f) in the event that there was an affiliation relationship, in addition to disclosing the information as referred to in number a) to number e), the Issuer or Public Company also disclosed information: • Statement of the Board of Directors that affiliated transactions had gone through adequate procedures to ensure that affiliated transactions were carried out in accordance with generally accepted business practices, among others, by complying with the arms-length principle; and • The role of the Board of Commissioners and the audit committee in carrying out adequate procedures to ensure that affiliated transactions were carried out in accordance with generally accepted business practices, among others, is carried out by complying with the arms-length principle; g) for affiliated transactions or material transactions which became business activities carried out in order to generate business income and are carried out regularly, repeatedly, and/or continuously, an explanation was added that the affiliated transactions or material transactions were business activities carried out in order to generate operating income and run regularly, repeatedly, and/or continuously; In the event that the affiliated transactions or material transactions referred to have been disclosed in the annual financial statements, additional information regarding the disclosure reference in the annual financial statements was added. h) for disclosure of affiliated transactions and/or conflict of interest transactions resulting from the implementation of affiliated transactions and/or conflict of interest transactions that have been approved by independent shareholders, additional information regarding the date of the GMS which approved the affiliated transactions and/or conflict of interest transactions is added; i) in the event that there was no affiliated transaction and/ or conflict of interest transaction, this matter should be disclosed.	
16.	Changes in laws and regulations that have a significant impact on the Issuer or Public Company and their impact on the financial statements (if any); and	252-255
17.	Changes in accounting policies, Reasons for changes in accounting policies (if any).	256
	Tata Kelola Emiten atau Perusahaan Publik Governance of the Issuer or Public Company shall at least include a brief description of:	
1.	RUPS, at least contained: a) information regarding the resolutions of the GMS in the financial year and 1 (one) year before the financial year included: 1) resolutions of the GMS in the financial year and 1 (one) year before the financial year are realized in the financial year; and 2) resolutions of the GMS for the financial year and 1 (one) year before the financial year that have not been realized and the reasons for not realizing them; c) in the event that the Issuer or Public Company uses an independent party in the conduct of the GMS to calculate the votes, then this matter shall be disclosed.	236-343

REFERENCE TO SEOJK NO. 16/POJK.04/2021 REGARDING THE FORM AND CONTENT OF REPORTS OF ISSUERS OR PUBLIC COMPANIES

	DESCRIPTION	PAGE
2.	The Board of Directors, at least contained: a) duties and responsibilities of each member of the Board of Directors information regarding the duties and responsibilities of each member of the Board of Directors is described and can be presented in tabular form. b) a statement that the Board of Directors had guidelines or charter for the Board of Directors; c) policy and implementation of the frequency of meetings of the Board of Directors, meetings of the Board of Directors with the Board of Commissioners, and the level of attendance of members of the Board of Directors in the meeting including attendance at the GMS; information on the level of attendance of members of the Board of Directors at the meeting of the Board of Directors, the meeting of the Board of Directors with the Board of Commissioners, or the GMS can be presented in tabular form. d) training and/or competency improvement of members of the Board of Directors: 1) policy on training and/or improving the competence of members of the Board of Directors, including an orientation program for newly appointed members of the Board of Directors (if any); and 2) training and/or competency improvement attended by members of the Board of Directors in the financial year (if any); e) the Board of Directors' assessment of the performance of the committees supporting the implementation of the Board of Directors' duties for the financial year shall at least contain: 1) performance appraisal procedures; and 2) the criteria used were performance achievements during the financial year, competence and attendance at meetings; and f) in the event that the Issuer or Public Company did not have a committee that supports the implementation of the duties of the Board of Directors, then this should be disclosed.	443-480
3.	The Board of Commissioners, at least contained: a) duties and responsibilities of the Board of Commissioners; b) a statement that the Board of Commissioners had guidelines or charter for the Board of Commissioners; c) policy and implementation of the frequency of meetings of the Board of Commissioners, meetings of the Board of Commissioners with the Board of Directors and the level of attendance of members of the Board of Commissioners in these meetings, including attendance at the GMS; d) information on the level of attendance of members of the Board of Commissioners at the meeting of the Board of Commissioners, the meeting of the Board of Commissioners with the Board of Directors, or the GMS can be presented in tabular form. 1) training and/or competency improvement of members of the Board of Commissioners: 2) policies on training and/or improving the competence of members of the Board of Commissioners, including orientation programs for newly appointed members of the Board of Commissioners (if any); and e) performance appraisal of the Board of Directors and the Board of Commissioners as well as each member of the Board of Directors and the Board of Commissioners, at least containing: 1) performance appraisal implementation procedures; 2) the criteria used were performance achievements during the financial year, competence and attendance at meetings; and 3) the party conducting the assessment; and	344-379

REFERENCE TO SEOJK NO. 16/POJK.04/2021 REGARDING THE FORM AND CONTENT OF REPORTS OF ISSUERS OR PUBLIC COMPANIES

	DESCRIPTION	PAGE
	f) The assessment of the Board of Commissioners on the performance of the Committees that support the implementation of the duties of the Board of Commissioners in the financial year includes: 1) performance appraisal procedures; and 2) the criteria used are performance achievements during the financial year, competence and attendance at meetings;	
4.	Nomination and remuneration of the Board of Directors and the Board of Commissioners, at least it contained: a) the nomination procedure, including a brief description of the nomination policies and processes for members of the Board of Directors and/or members of the Board of Commissioners; and b) Procedures and implementation of remuneration for the Board of Directors and the Board of Commissioners, including: 1) procedures for determining remuneration for the Board of Directors and the Board of Commissioners; 2) the remuneration structure of the Board of Directors and the Board of Commissioners such as salary, allowances, tantiem/bonus and others; and 3) the amount of remuneration for each member of the Board of Directors and member of the Board of Commissioners;	380
5.	The Sharia Supervisory Board, for Issuers or Public Companies conducting business activities based on sharia principles as stated in the articles of association, which shall at least include: a) name; b) legal basis for the appointment of the Sharia Supervisory Board; c) term of office of the Sharia Supervisory Board; d) duties and responsibilities of the Sharia Supervisory Board; and e) frequency and manner of providing advice and supervision over compliance with sharia principles in the capital market by the Issuer or Public Company.	428-442
6.	Audit committee, at least it contained: a) name and position in committee membership; b) age; c) nationality; d) educational history; e) position history, including information on: 1) legal basis for appointment as committee member; 2) concurrent positions, either as a member of the board of commissioners, member of the board of directors, and/or committee member and other positions (if any); and 3) Work experience and period of time both inside and outside the issuer or public company; f) period and term of office of audit committee members; g) Statement of independence of the audit committee; h) training and/or competency improvement that have been followed in the financial year (if any); i) policy and implementation of the frequency of audit committee meetings and the level of attendance of audit committee members at the meeting; and j) implementation of the audit committee's activities for the financial year in accordance with the guidelines or charter of the audit committee;	396-406
7	Committee or function of nomination and remuneration Issuers or Public Companies, at least it contained: a) name and position in committee membership; b) age; c) nationality; d) educational history;	

REFERENCE TO SEOJK NO. 16/POJK.04/2021 REGARDING THE FORM AND CONTENT OF REPORTS OF ISSUERS OR PUBLIC COMPANIES

	DESCRIPTION	PAGE
7.	e) position history, including information on: 1) legal basis for appointment as committee member; 2) concurrent positions, either as a member of the Board of Commissioners, member of the Board of Directors, and/or committee member and other positions (if any); and 3) Work experience and period of time both inside and outside the Issuer or Public Company; f) the period and term of office of the committee members; g) committee independence statement; h) training and/or competency improvement that have been followed in the financial year (if any); i) description of duties and responsibilities; j) a statement of having a guideline or charter (charter); k) policy and implementation of the frequency of meetings and the level of attendance of members at the meeting; l) brief description of the implementation of activities in the financial year; and m) in the event that no nomination and remuneration committee is formed, the Issuer or Public company is sufficient to disclose the information as referred to in letter i) to letter l) and disclose: 1) reasons for not forming the committee; and 2) the party carrying out the nomination and remuneration function;	407-415
8.	Other committees owned by the Issuer or Public Company in order to support the functions and duties of the Board of Directors (if any) and/or committees that supported the functions and duties of the Board of Commissioners, at least it contained: a) name and position in committee membership; b) age; c) nationality; d) educational history; e) position history, including information on: 1) legal basis for appointment as committee member; 2) Concurrent positions, either as a member of the board of commissioners, member of the board of directors, and/or committee member and other positions (if any); and 3) work experience and period of time both inside and outside the issuer or public company; f) the period and term of office of the committee members; g) committee independence statement; h) training and/or competency improvement followed in the financial year (if any); and i) description of duties and responsibilities; j) a statement that the committee has had guidelines or charters; k) Policy and implementation of the frequency of committee meetings and the level of attendance of committee members at the meeting; and l) Brief description of the committee's activities for the financial year;	416-426
9.	Company secretary, at least it contained: a) name and position in committee membership; b) domicile; c) position history, including: 1) legal basis for appointment as company secretary; and 2) work experience and period of time both inside and outside the issuer or public company; d) educational history; e) training and/or competency improvement that was followed in the financial year; and f) a brief description of the implementation of the duties of the corporate secretary for the financial year;	496-512

REFERENCE TO SEOJK NO. 16/POJK.04/2021 REGARDING THE FORM AND CONTENT OF REPORTS OF ISSUERS OR PUBLIC COMPANIES

	DESCRIPTION	PAGE
10.	Internal Audit, at least it contained: a) name of the head of the internal audit; b) position history, including: 1) legal basis for appointment as head of internal audit; and 2) work experience and period of time both inside and outside the issuer or public company; c) qualification or certification as an internal audit profession (if any); d) training and/or competency improvement that was followed in the financial year; e) the structure and position of the internal audit; f) description of duties and responsibilities; g) a statement that the internal audit unit had a guideline or charter; and h) a brief description of the implementation of the internal audit's duties for the financial year including the policy and implementation of the frequency of meetings with the board of directors, board of commissioners, and/ or audit committee;	517-525
11.	A description of the internal control system implemented by the issuer or public company, at least it contained: a) financial and operational control, as well as compliance with other laws and regulations; b) review of the effectiveness of the internal control system; and c) statement of the Board of Directors and/or Board of Commissioners on the adequacy of the internal control system;	526-529
12.	The risk management system implemented by the Issuer or Public Company, at least it contained: a) general description of the risk management system of the Issuer or Public Company; b) types of risks and how to manage them; c) overview of the effectiveness of the risk management system Issuer or Public Company; and d) statement of the Board of Directors and/or the Board of Commissioners or the audit committee on the adequacy of the risk management system;	530-533
13.	PLegal cases that have a material impact faced by the issuer or public company, subsidiaries, members of the board of directors and members of the board of commissioners (if any), at least it contained: a) Principal case/lawsuit; b) Status of settlement of cases/claims; and c) The effect on the condition of the issuer or public company;	541-543
14.	Information on administrative sanctions/ sanctions imposed on issuers or public companies, members of the board of commissioners and members of the board of directors, by the financial services authority and other authorities in the financial year (if any)	543
15.	Information regarding the code of conduct of the Issuer or Public Company: a) the points of the code of ethics; b) form of code of conduct dissemination and enforcement efforts; and c) statement that the code of conduct applies to members of the Board of Directors, members of the Board of Commissioners, and employees of the Issuer or Public Company.	545-547
16.	A brief description of the policy of providing long-term performance-based compensation to management and/or employees owned by the issuer or public company (if any), including the management stock ownership program (MSOP) and/or stock ownership program by employees (employee Stock ownership program/ESOP); In the case of providing compensation in the form of a management stock ownership program (MSOP) and/or an employee stock ownership program (ESOP), Information disclosed should, at least contain:	548

REFERENCE TO SEOJK NO. 16/POJK.04/2021 REGARDING THE FORM AND CONTENT OF REPORTS OF ISSUERS OR PUBLIC COMPANIES

	DESCRIPTION	PAGE
	a) Number of shares and/or options; b) Implementation period; c) Requirements for eligible employees and/or management; and d) Execution price or determination of exercise price.	
17.	Brief description of Information disclosure policy : a) Share ownership of members of the board of directors and members of the board of commissioners no later than 3 (three) working days after the occurrence of ownership or any change in ownership of shares of a public company; and b) Implementation of the policy;	141-142
18.	Description of the whistleblowing system at the Issuer or Public Company, at least contain: How to submit a violation report; a) Protection for whistleblowers; b) Handling of complaints; c) The party managing the complaint; and d) The results of the handling of complaints, at least: e) Number of complaints received and processed in the financial year; and 1) Follow-up on complaints; 2) In the event that the issuer or public company did not have a whistleblowing system, then this should be disclosed. If the Issuer or Public Company does not have a whistleblowing system, such condition shall be disclosed.	549-551
19.	Description of the Issuer's or Public Company's anti-corruption policy, at least contain: a) Programs and procedures implemented in overcoming the practice of corruption, kickbacks, fraud, bribery and/ or gratuities in Issuers or Public Companies; and b) Anti-corruption training/socialization for employees of Issuers or Public Companies; In the event that the Issuer or Public Company did not have an anti-corruption policy, the reasons for not having the said policy should be explained.	552-553
20.	PImplementation of Public Company governance guidelines for Issuers issuing equity securities or Public Companies, including: a) Statement of recommendations that had been implemented; and/or b) Explanation of recommendations that had not been implemented, along with reasons and alternative implementations (if any). disclosure of information can be presented in tabular form.	301-304
Social and Environmental Responsibility of the Issuer or Public Company		
1.	Information disclosed in the social and environmental responsibility section constitutes the Sustainability Report as referred to in Financial Services Authority Regulation (POJK) No. 51/POJK.03/2017 concerning the Implementation of Sustainable Finance for Financial Services Institutions, Issuers, and Public Companies, which shall at least include: a) explanation of sustainability strategy; b) overview of sustainability aspects (economic, social, and environmental); c) brief profile of the Issuer or Public Company; d) statement from the Board of Directors; e) sustainability governance; f) sustainability performance; g) written verification from an independent party, if any; h) feedback sheet for readers, if any; and i) response of the Issuer or Public Company to feedback from the previous year's report.	Sustainability Report
2.	The Sustainability Report as referred to in item 1) must be prepared in accordance with the Technical Guidelines for the Preparation of Sustainability Reports for Issuers and Public Companies as set out in Appendix II, which forms an integral part of this Financial Services Authority Circular Letter.	Sustainability Report

REFERENCE TO SEOJK NO. 16/POJK.04/2021 REGARDING THE FORM AND CONTENT OF REPORTS OF ISSUERS OR PUBLIC COMPANIES

	DESCRIPTION	PAGE
3.	IThe Sustainability Report information referred to in item 1) may: a) be disclosed in other relevant sections outside the social and environmental responsibility section, such as the Board of Directors' explanation related to the Sustainability Report disclosed in the relevant section of the Board of Directors' Report; and/or b) refer to other sections outside the social and environmental responsibility section while still referring to the Technical Guidelines for the Preparation of Sustainability Reports for Issuers and Public Companies as set out in Appendix II, which forms an integral part of this Financial Services Authority Circular Letter, such as the profile of the Issuer or Public Company.	Sustainability Report
4.	The Sustainability Report as referred to in item 1) constitutes an integral part of the Annual Report but may be presented separately from the Annual Report.	Sustainability Report
5.	If the Sustainability Report is presented separately from the Annual Report, the information disclosed in such Sustainability Report must: a) contain all information as referred to in item 1); and b) be prepared in accordance with the Technical Guidelines for the Preparation of Sustainability Reports for Issuers and Public Companies as set out in Appendix II, which forms an integral part of this Financial Services Authority Circular Letter.	Sustainability Report
6.	If the Sustainability Report is presented separately from the Annual Report, the social and environmental responsibility section shall state that the information on social and environmental responsibility has been disclosed in a Sustainability Report presented separately from the Annual Report.	Sustainability Report
7.	Submission of the Sustainability Report presented separately from the Annual Report must be made simultaneously with the submission of the Annual Report.	Sustainability Report
Audited Annual Financial Statements		
1.	The annual financial statements presented in the Annual Report are prepared in accordance with Indonesian Financial Accounting Standards and have been audited by a public accountant registered with the Financial Services Authority (OJK). The financial statements include a statement of responsibility for the financial statements as stipulated in the Financial Services Authority Regulation concerning the responsibility of the Board of Directors for financial statements, or in the prevailing laws and regulations in the capital market sector governing periodic reports of securities companies, in the event that the Issuer is a securities company.	646
Statement Letter of Members of the Board of Directors and Members of the Board of Commissioners on Responsibility for the Annual Report		
1.	The statement letter of members of the Board of Directors and members of the Board of Commissioners regarding responsibility for the Annual Report shall be prepared in accordance with the format set out in Appendix I, which forms an integral part of this Financial Services Authority Circular Letter.	64-65

FINANCIAL REPORT

PT Bank Syariah Indonesia Tbk

Laporan keuangan
tanggal 31 Desember 2025
dan untuk tahun yang berakhir pada tanggal tersebut
beserta laporan auditor independen/
Financial statements as of December 31, 2025 and
for the year then ended
with independent auditors' report

SURAT PERNYATAAN DIREKSI TENTANG TANGGUNG JAWAB ATAS LAPORAN KEUANGAN TANGGAL 31 DESEMBER 2025 DAN UNTUK TAHUN YANG BERAKHIR PADA TANGGAL TERSEBUT

PT BANK SYARIAH INDONESIA TBK

Kami yang bertanda tangan dibawah ini:

1. Nama : Anggoro Eko Cahyo
   Alamat kantor : Gedung The Tower Jl Gatot Subroto No. 27
   Alamat rumah : Puri Bintaro Sektor 9 Jalan Puri Utara 6 PB 14/16, Bintaro, Tangerang Selatan
   Nomor telepon : 021 - 3040 5999
   Jabatan : Direktur Utama

2. Nama : Ade Cahyo Nugroho
   Alamat kantor : Gedung The Tower Jl Gatot Subroto No. 27
   Alamat rumah : Jl. Madrasah Al Husna No. 37 Lebak Bulus Cilandak Jakarta Selatan
   Nomor telepon : 021 - 3040 5999
   Jabatan : Direktur Keuangan dan Strategi

menyatakan bahwa:

1. Kami bertanggung jawab atas penyusunan dan penyajian laporan keuangan PT Bank Syariah Indonesia Tbk ("Bank");
2. Laporan keuangan Bank telah disusun dan disajikan sesuai dengan Standar Akuntansi Keuangan di Indonesia;
3. a. Semua informasi dalam laporan keuangan Bank telah dimuat secara lengkap dan benar; dan
   b. Laporan keuangan Bank tidak mengandung informasi atau fakta material yang tidak benar, dan tidak menghilangkan informasi atau fakta material;
4. Kami bertanggung jawab atas sistem pengendalian internal dalam Bank.

Demikian pernyataan ini telah dibuat dengan sebenarnya.

BOARD OF DIRECTORS' STATEMENT REGARDING THE RESPONSIBILITY FOR THE FINANCIAL STATEMENTS AS OF DECEMBER 31, 2025 AND FOR THE YEAR THEN ENDED

PT BANK SYARIAH INDONESIA TBK

We, the undersigned:

Name : Anggoro Eko Cahyo
Office address : Gedung The Tower Jl Gatot Subroto No. 27
Domiciled address : Puri Bintaro Sektor 9 Jalan Puri Utara 6 PB 14/16, Bintaro, Tangerang Selatan
Telephone number : 021 - 3040 5999
Title : *President Director*

Name : Ade Cahyo Nugroho
Office address : Gedung The Tower Jl Gatot Subroto No. 27
Domiciled address : Jl. Madrasah Al Husna No. 37 Lebak Bulus Cilandak Jakarta Selatan
Telephone number : 021 - 3040 5999
Title : *Finance and Strategy Director*

declare that:

1. *We are responsible for the preparation and presentation of the financial statements of PT Bank Syariah Indonesia Tbk (the "Bank");*
2. *The Bank's financial statements have been prepared and presented in accordance with Indonesian Financial Accounting Standards;*
3. *a. All information in the Bank's financial statements have been fully and correctly disclosed; and*
   b. The Bank's financial statements do not contain any incorrect information or material fact, nor do they omit information or material fact;
4. *We are responsible for the Bank's internal control systems.*

The statement has been made truthfully.

Jakarta, 4 Februari 2026/*Jakarta, February 4, 2026*

Atas nama dan mewakili Dewan Direksi/*For and on behalf of Board of Directors;*

Anggoro Eko Cahyo
Direktur Utama/
President Director

Ade Cahyo Nugroho
Direktur Keuangan dan Strategi/
Finance and Strategy Director

The original financial statements included herein are in the Indonesian language.

PT BANK SYARIAH INDONESIA TBK
LAPORAN KEUANGAN
TANGGAL 31 DESEMBER 2025
DAN UNTUK TAHUN YANG BERAKHIR PADA TANGGAL TERSEBUT
BESERTA LAPORAN AUDITOR INDEPENDEN

PT BANK SYARIAH INDONESIA TBK
FINANCIAL STATEMENTS
AS OF DECEMBER 31, 2025
AND FOR THE YEAR THEN ENDED
WITH INDEPENDENT AUDITOR'S REPORT

Daftar Isi / ***Table of Contents***

	Halaman/ *Page*	
Laporan Auditor Independen		*Independent Auditor's Report*
Laporan Posisi Keuangan	1 - 4	*Statement of Financial Position*
Laporan Laba Rugi dan Penghasilan Komprehensif Lain	5	*Statement of Profit or Loss and Other Comprehensive Income*
Laporan Perubahan Ekuitas	6	*Statement of Changes in Equity*
Laporan Arus Kas	7 - 8	*Statement of Cash Flows*
Laporan Rekonsiliasi Pendapatan dan Bagi Hasil	9	*Statement of Reconciliation of Income and Revenue Sharing*
Laporan Sumber dan Penyaluran Dana Zakat	10	*Statement of Sources and Distribution of Zakat Funds*
Laporan Sumber dan Penggunaan Dana Kebajikan	11	*Statement of Sources and Uses of Qardhul Hasan Funds*
Catatan atas Laporan Keuangan	12 - 169	*Notes to the Financial Statement*

****

Shape the future with confidence

KAP Purwanto Susanti dan Surja

Indonesia Stock Exchange Building
Tower 2, 7th Floor
Jl. Jend. Sudirman Kav. 52-53
Jakarta 12190, Indonesia

Tel : +62 21 5289 5000
Fax: +62 21 5289 4100
ey.com/id

The original report included herein is in the Indonesian language.

Laporan Auditor Independen

Laporan No. 00021/2.1505/AU.1/07/0242-1/1/II/2026

Pemegang Saham, Dewan Komisaris, dan Direksi

PT Bank Syariah Indonesia Tbk

Opini

Kami telah mengaudit laporan keuangan PT Bank Syariah Indonesia Tbk ("Bank") terlampir, yang terdiri dari laporan posisi keuangan tanggal 31 Desember 2025, serta laporan laba rugi dan penghasilan komprehensif lain, laporan perubahan ekuitas, laporan arus kas, laporan rekonsiliasi pendapatan dan bagi hasil, laporan sumber dan penyaluran dana zakat, dan laporan sumber dan penggunaan dana kebajikan untuk tahun yang berakhir pada tanggal tersebut, serta catatan atas laporan keuangan, termasuk informasi kebijakan akuntansi material.

Menurut opini kami, laporan keuangan terlampir menyajikan secara wajar, dalam semua hal yang material, posisi keuangan Bank tanggal 31 Desember 2025, serta kinerja keuangan, arus kas, rekonsiliasi pendapatan dan bagi hasil, sumber dan penyaluran dana zakat, sumber dan penggunaan dana kebajikannya untuk tahun yang berakhir pada tanggal tersebut, sesuai dengan Standar Akuntansi Keuangan di Indonesia.

Independent Auditor's Report

Report No. 00021/2.1505/AU.1/07/0242-1/1/II/2026

The Shareholders and the Boards of Commissioners and Directors

PT Bank Syariah Indonesia Tbk

Opinion

We have audited the accompanying financial statements of PT Bank Syariah Indonesia Tbk (the "Bank"), which comprise the statement of financial position as of December 31, 2025, and the statement of profit or loss and other comprehensive income, statement of changes in equity, statement of cash flows, statement of reconciliation of income and revenue sharing, statement of sources and distribution of zakat funds, and statement of sources and uses of qardhul hasan funds for the year then ended, and notes to the financial statements, including material accounting policy information.

In our opinion, the accompanying financial statements present fairly, in all material respects, the financial position of the Bank as of December 31, 2025, and its financial performance, cash flows, reconciliation of income and revenue sharing, sources and distribution of zakat funds and sources and uses of qardhul hasan funds for the year then ended, in accordance with Indonesian Financial Accounting Standards.

KAP Purwanto Susanti dan Surja
Registered Public Accountants KMK No. 69/MK/SK/2025
A member firm of Ernst & Young Global Limited

Shape the future with confidence

The original report included herein is in the Indonesian language.

Laporan Auditor Independen (lanjutan)

Laporan No. 00021/2.1505/AU.1/07/0242-1/1/II/2026 (lanjutan)

Independent Auditor's Report (continued)

Report No. 00021/2.1505/AU.1/07/0242-1/1/II/2026 (continued)

Basis opini

Kami melaksanakan audit kami berdasarkan Standar Audit yang ditetapkan oleh Institut Akuntan Publik Indonesia ("IAPI"). Tanggung jawab kami menurut standar tersebut diuraikan lebih lanjut dalam paragraf Tanggung Jawab Auditor terhadap Audit atas Laporan Keuangan pada laporan kami. Kami independen terhadap Bank berdasarkan ketentuan etika yang relevan dalam audit kami atas laporan keuangan di Indonesia, dan kami telah memenuhi tanggung jawab etika lainnya berdasarkan ketentuan tersebut. Kami yakin bahwa bukti audit yang telah kami peroleh adalah cukup dan tepat untuk menyediakan suatu basis bagi opini kami.

Basis for opinion

We conducted our audit in accordance with Standards on Auditing established by the Indonesian Institute of Certified Public Accountants ("IICPA"). Our responsibilities under those standards are further described in the Auditor's Responsibilities for the Audit of the Financial Statements paragraph of our report. We are independent of the Bank in accordance with the ethical requirements relevant to our audit of the financial statements in Indonesia, and we have fulfilled our other ethical responsibilities in accordance with such requirements. We believe that the audit evidence we have obtained is sufficient and appropriate to provide a basis for our opinion.

Hal audit utama

Hal audit utama adalah hal-hal yang, menurut pertimbangan profesional kami, merupakan hal yang paling signifikan dalam audit kami atas laporan keuangan periode kini. Hal audit utama tersebut disampaikan dalam konteks audit kami atas laporan keuangan secara keseluruhan, dan dalam merumuskan opini kami atas laporan keuangan terkait, dan kami tidak menyatakan suatu opini terpisah atas hal audit utama tersebut. Untuk hal audit utama di bawah ini, penjelasan kami tentang bagaimana audit kami merespons hal tersebut disampaikan dalam konteks tersebut.

Key audit matters

Key audit matters are those matters that, in our professional judgment, were of most significance in our audit of the financial statements of the current period. Such key audit matters were addressed in the context of our audit of the financial statements taken as a whole, and in forming our opinion thereon, and we do not provide a separate audit opinion on such key audit matters. For the key audit matter below, our description of how our audit addressed such key audit matter is provided in such context.

A member firm of Ernst & Young Global Limited

Shape the future with confidence

The original report included herein is in the Indonesian language.

Laporan Auditor Independen (lanjutan)

Independent Auditor's Report (continued)

Laporan No. 00021/2.1505/AU.1/07/0242-1/1/II/2026 (lanjutan)

Report No. 00021/2.1505/AU.1/07/0242-1/1/II/2026 (continued)

Hal audit Utama (lanjutan)

Key audit matters (continued)

Kami telah memenuhi tanggung jawab yang diuraikan dalam paragraf Tanggung Jawab Auditor terhadap Audit atas Laporan Keuangan pada laporan kami, termasuk sehubungan dengan hal audit utama yang dikomunikasikan di bawah ini. Oleh karena itu, audit kami mencakup pelaksanaan prosedur yang didesain untuk merespons penilaian kami atas risiko kesalahan penyajian material dalam laporan keuangan terlampir. Hasil prosedur audit kami, termasuk prosedur yang dilakukan untuk merespons hal audit utama di bawah ini, memberikan dasar bagi opini audit kami atas laporan keuangan terlampir.

We have fulfilled the responsibilities described in the Auditor's Responsibilities for the Audit of the Financial Statements paragraph of our report, including in relation to the key audit matter communicated below. Accordingly, our audit included the performance of procedures designed to respond to our assessment of the risks of material misstatement of the accompanying financial statements. The results of our audit procedures, including the procedures performed to address the key audit matter below, provide the basis for our opinion on the accompanying financial statements.

Penyisihan kerugian penurunan nilai atas aset-aset keuangan

Allowance for impairment losses of financial assets

Penjelasan atas hal audit utama:

Description of the key audit matter:

Seperti yang dijelaskan dalam Catatan 9,10 dan 11 atas laporan keuangan terlampir, pada tanggal 31 Desember 2025, total aset-aset keuangan Bank yang disajikan sebagai piutang, pinjaman qardh dan pembiayaan adalah sebesar Rp314,98 triliun dengan penyisihan kerugian penurunan nilai terkait sebesar Rp10,98 triliun.

As described in Notes 9, 10 and 11 to the accompanying financial statements, as of December 31, 2025, the Bank's financial assets presented as receivables, funds of qardh and financing was totaling Rp314.98 trillion and the related allowance for impairment losses was amounting to Rp10.98 trillion.

Dalam mengestimasi jumlah penyisihan kerugian penurunan nilai atas aset-aset keuangan tersebut di atas, Bank menggunakan model keuangan yang kompleks berdasarkan asumsi-asumsi utama yang ditentukan dengan tingkat pertimbangan dan estimasi yang signifikan dari manajemen.

In estimating the allowance for impairment losses on the aforementioned financial assets, the Bank utilized a complex financial model involving key assumptions that required significant management judgment and estimates.

Penyisihan penurunan nilai aset-aset keuangan ini adalah hal audit utama bagi kami karena total aset-aset keuangan ini setelah dikurangi penyisihan penurunan nilai mewakili 67% dari total aset Bank adalah material bagi laporan keuangan terlampir dan proses estimasinya memerlukan pertimbangan dan estimasi signifikan dari manajemen.

The allowance for impairment losses on these financial assets is a key audit matter for us, as these financial assets deducted by allowance for impairment losses represent 67% of the Bank's total assets, is material to the accompanying financial statements, and its estimation process involves significant management's judgment and estimates.

A member firm of Ernst & Young Global Limited

Laporan Auditor Independen (lanjutan)

Laporan No. 00021/2.1505/AU.1/07/0242-1/1/II/2026 (lanjutan)

Independent Auditor's Report (continued)

Report No. 00021/2.1505/AU.1/07/0242-1/1/II/2026 (continued)

Hal audit Utama (lanjutan)

Key audit matters (continued)

Penyisihan kerugian penurunan nilai atas aset-aset keuangan (lanjutan)

Allowance for impairment losses of financial assets (continued)

Respons audit:

Audit response:

Kami mengevaluasi dan menguji rancangan dan efektivitas pengendalian utama atas proses pemberian aset-aset keuangan ini, segmentasi, penilaian kualitasnya dan penilaian internal secara regular, serta pencatatan dan pengawasannya. Kami memperoleh pemahaman atas metodologi dan model keuangan yang digunakan untuk mengestimasi penyisihan penurunan nilai atas aset-aset keuangan ini, serta melakukan validasi atas data masukan, dasar dan asumsi utama yang digunakan dalam model keuangan tersebut dengan membandingkan ke data historis Bank. Kami juga menguji bukti objektif adanya penurunan nilai dengan mereview kondisi-kondisi yang mencerminkan pemburukan risiko kredit baik secara portfolio kolektif maupun pembiayaan individual.

We evaluated and assessed the design and operating effectiveness of key controls over the origination of these financial assets, and their segmentation, regular internal assessment of quality, and recording and monitoring. We gained understanding over methodologies and financial model used to estimate the allowance for impairment loss of these financial assets, and validated inputs, bases, and key assumptions used in the financial model by comparing to the Bank's historical data. We also tested the objective evidence of impairment by reviewing conditions that reflect the deterioration of credit risk both for collective portfolio and individual financing.

Kami melakukan evaluasi atas perhitungan hari tunggakan atas seluruh aset-aset keuangan ini dan rasio realisasi bagi hasil terhadap proyeksi bagi hasil atas seluruh pembiayaan mudharabah dan musyarakah dan menilai kolektibilitasnya berdasarkan sampel sesuai dengan Peraturan Otoritas Jasa Keuangan (POJK) No. 2/POJK.03/2022 "Penilaian Kualitas Aset Bank Umum Syariah dan Unit Usaha Syariah". Kami juga menguji konsistensi antara pengalaman historis kerugian pembiayaan dan kondisi kualitas portofolio sekarang dibandingkan dengan kerugian terkini pada portfolio pembiayaan.

We reviewed the calculation of days past due for the population of these financial assets as well as profit sharing realization to projected profit sharing ratio for mudharabah and musyarakah financing and assess their collectability on sampling basis based on the prevailing Financial Services Authority Regulation (POJK) No. 2/POJK.03/2022 "Asset Quality Ratings for Sharia Bank and Sharia Business Unit". We also assessed consistency of historical financing loss experience and the current financing quality circumstances compared with recent losses in the financing portfolios.

A member firm of Ernst & Young Global Limited

Shape the future with confidence

The original report included herein is in the Indonesian language.

Laporan Auditor Independen (lanjutan)

Independent Auditor's Report (continued)

Laporan No. 00021/2.1505/AU.1/07/0242-1/1/II/2026 (lanjutan)

Report No. 00021/2.1505/AU.1/07/0242-1/1/II/2026 (continued)

Hal audit Utama (lanjutan)

Key audit matters (continued)

Penyisihan kerugian penurunan nilai atas aset-aset keuangan (lanjutan)

Allowance for impairment losses of financial assets (continued)

Respons audit: (lanjutan)

Audit response: (lanjutan)

Untuk penyisihan penurunan nilai aset-aset keuangan ini yang ditentukan secara individual, atas dasar sampel kami mengevaluasi apakah identifikasi dilakukan secara tepat waktu terhadap eksposur dengan penurunan kualitas kredit yang signifikan atau yang telah mengalami penurunan nilai. Untuk aset-aset keuangan tersebut yang diidentifikasi mengalami penurunan nilai, kami menilai kelayakan asumsi-asumsi utama atas arus kas masa depan yang akan diterima dari kegiatan operasi, termasuk nilai jaminan yang dapat direalisasikan berdasarkan informasi pasar yang tersedia atau penilaian yang dilakukan baik oleh pakar manajemen atau manajemen.

On sample basis, for individually provided allowance for impairment losses of these financial assets, we assessed if timely identification was made for exposures with significant deterioration in credit quality or exposures which have been impaired. Of these financial assets identified to be impaired, we assessed key assumptions on the expected future cash flows from operating activities, including the value of realizable collateral based on available market information or valuation prepared by either the management's expert or the management.

Atas dasar sampel, kami menguji akurasi perhitungan matematis pada model keuangan tersebut di atas dan menilai kecukupan pengungkapan atas penyisihan penurunan nilai dari aset-aset keuangan ini pada laporan keuangan terlampir. Kami melibatkan pakar auditor kami dalam melakukan prosedur-prosedur di atas sesuai dengan keahliannya.

We tested mathematical accuracy of the calculation of allowance for impairment on a sample basis and we assessed the adequacy of disclosures for these matters in the notes to the accompanying financial statements. We involved our auditor's experts in the performance of these procedures in accordance with their specific expertise.

Hal lain

Other Matter

Laporan keuangan PT Bank Syariah Indonesia Tbk tanggal 31 Desember 2024 dan untuk tahun yang berakhir pada tanggal tersebut, sebelum di reklasifikasi yang di ungkapkan di catatan 55, di audit oleh auditor independen lain dengan laporan No. 00019/2.1457/AU.1/07/0229-1/1/II/2025 tanggal 4 Februari 2025 menyatakan opini tanpa modifikasian atas laporan keuangan tersebut.

The financial statements of PT Bank Syariah Indonesia as of December 31, 2024 and for the year then ended, before reclassification as disclosed in note 55, were audited by other independent auditors whose report No. 00019/2.1457/AU.1/07/0229-1/1/II/2025 dated February 4, 2025 expressed an unmodified opinion in such financial statements.

A member firm of Ernst & Young Global Limited

Shape the future with confidence

The original report included herein is in the Indonesian language.

Laporan Auditor Independen (lanjutan)

Laporan No. 00021/2.1505/AU.1/07/0242-1/1/II/2026 (lanjutan)

Independent Auditor's Report (continued)

Report No. 00021/2.1505/AU.1/07/0242-1/1/II/2026 (continued)

Informasi lain

Manajemen bertanggung jawab atas informasi lain. Informasi lain terdiri dari informasi yang tercantum dalam Laporan Tahunan 2025 ("Laporan Tahunan") selain laporan keuangan terlampir dan laporan auditor independen kami. Laporan Tahunan diharapkan akan tersedia bagi kami setelah tanggal laporan auditor independen ini.

Opini kami atas laporan keuangan terlampir tidak mencakup Laporan Tahunan, dan oleh karena itu, kami tidak menyatakan bentuk keyakinan apapun atas Laporan Tahunan tersebut.

Sehubungan dengan audit kami atas laporan keuangan terlampir, tanggung jawab kami adalah untuk membaca Laporan Tahunan ketika tersedia dan, dalam melaksanakannya, mempertimbangkan apakah Laporan Tahunan mengandung ketidakkonsistensian material dengan laporan keuangan terlampir atau pemahaman yang kami peroleh selama audit, atau mengandung kesalahan penyajian material.

Ketika kami membaca Laporan Tahunan, jika kami menyimpulkan bahwa terdapat suatu kesalahan penyajian material di dalamnya, kami diharuskan untuk mengomunikasikan hal tersebut kepada pihak yang bertanggung jawab atas tata kelola dan melakukan tindakan yang tepat berdasarkan peraturan perundang-undangan yang berlaku.

Other information

Management is responsible for the other information. Other information comprises the information included in the 2025 Annual Report (the "Annual Report") other than the accompanying financial statements and our independent auditor's report thereon. The Annual Report is expected to be made available to us after the date of this independent auditor's report.

Our opinion on the accompanying financial statements does not cover the Annual Report, and accordingly, we do not express any form of assurance on the Annual Report.

In connection with our audit of the accompanying financial statements, our responsibility is to read the Annual Report when it becomes available and, in doing so, consider whether the Annual Report is materially inconsistent with the accompanying financial statements or our knowledge obtained in the audit, or otherwise appears to be materially misstated.

When we read the Annual Report, if we conclude that there is a material misstatement therein, we are required to communicate the matter to those charged with governance and take appropriate actions based on the applicable laws and regulations.

A member firm of Ernst & Young Global Limited

Shape the future with confidence

The original report included herein is in the Indonesian language.

Laporan Auditor Independen (lanjutan)

Independent Auditor's Report (continued)

Laporan No. 00021/2.1505/AU.1/07/0242-1/1/II/2026 (lanjutan)

Report No. 00021/2.1505/AU.1/07/0242-1/1/II/2026 (continued)

Tanggung jawab manajemen dan pihak yang bertanggung jawab atas tata kelola terhadap laporan keuangan

Responsibilities of management and those charged with governance for the financial statements

Manajemen bertanggung jawab atas penyusunan dan penyajian wajar laporan keuangan tersebut sesuai dengan Standar Akuntansi Keuangan di Indonesia, dan atas pengendalian internal yang dianggap perlu oleh manajemen untuk memungkinkan penyusunan laporan keuangan yang bebas dari kesalahan penyajian material, baik yang disebabkan oleh kecurangan maupun kesalahan.

Management is responsible for the preparation and fair presentation of the financial statements in accordance with Indonesian Financial Accounting Standards, and for such internal control as management determines is necessary to enable the preparation of financial statements that are free from material misstatement, whether due to fraud or error.

Dalam penyusunan laporan keuangan, manajemen bertanggung jawab untuk menilai kemampuan Bank dalam mempertahankan kelangsungan usahanya, mengungkapkan, sesuai dengan kondisinya, hal-hal yang berkaitan dengan kelangsungan usaha, dan menggunakan basis akuntansi kelangsungan usaha, kecuali manajemen memiliki intensi untuk melikuidasi Bank atau menghentikan operasi, atau tidak memiliki alternatif yang realistis selain melaksanakannya.

In preparing the financial statements, management is responsible for assessing the Bank's ability to continue as a going concern, disclosing, as applicable, matters related to going concern, and using the going concern basis of accounting, unless management either intends to liquidate the Bank or to cease its operations, or has no realistic alternative but to do so.

Pihak yang bertanggung jawab atas tata kelola bertanggung jawab untuk mengawasi proses pelaporan keuangan Bank.

Those charged with governance are responsible for overseeing the Bank's financial reporting process.

A member firm of Ernst & Young Global Limited

Shape the future with confidence

The original report included herein is in the Indonesian language.

Laporan Auditor Independen (lanjutan)

Laporan No. 00021/2.1505/AU.1/07/0242-1/1/II/2026 (lanjutan)

Independent Auditor's Report (continued)

Report No. 00021/2.1505/AU.1/07/0242-1/1/II/2026 (continued)

Tanggung jawab auditor terhadap audit atas laporan keuangan

Tujuan kami adalah untuk memeroleh keyakinan memadai tentang apakah laporan keuangan secara keseluruhan bebas dari kesalahan penyajian material, baik yang disebabkan oleh kecurangan maupun kesalahan, dan untuk menerbitkan laporan auditor independen yang mencakup opini kami. Keyakinan memadai merupakan suatu tingkat keyakinan tinggi, namun bukan merupakan suatu jaminan bahwa audit yang dilaksanakan berdasarkan Standar Audit yang ditetapkan oleh IAPI akan selalu mendeteksi kesalahan penyajian material ketika hal tersebut ada. Kesalahan penyajian dapat disebabkan oleh kecurangan maupun kesalahan dan dianggap material jika, baik secara individual maupun agregat, dapat diekspektasikan secara wajar akan memengaruhi keputusan ekonomi yang diambil oleh pengguna berdasarkan laporan keuangan tersebut.

Auditor's responsibilities for the audit of the financial statements

Our objectives are to obtain reasonable assurance about whether the financial statements taken as a whole are free from material misstatement, whether due to fraud or error, and to issue an independent auditor's report that includes our opinion. Reasonable assurance is a high level of assurance, but is not a guarantee that an audit conducted in accordance with Standards on Auditing established by the IICPA will always detect a material misstatement when it exists. Misstatements can arise from fraud or error and are considered material if, individually or in the aggregate, they could reasonably be expected to influence the economic decisions of users taken on the basis of these financial statements.

Sebagai bagian dari suatu audit berdasarkan Standar Audit yang ditetapkan oleh IAPI, kami menerapkan pertimbangan profesional dan mempertahankan skeptisisme profesional selama audit. Kami juga:

As part of an audit in accordance with Standards on Auditing established by the IICPA, we exercise professional judgment and maintain professional skepticism throughout the audit. We also:

- Mengidentifikasi dan menilai risiko kesalahan penyajian material dalam laporan keuangan, baik yang disebabkan oleh kecurangan maupun kesalahan, mendesain dan melaksanakan prosedur audit yang responsif terhadap risiko tersebut, serta memeroleh bukti audit yang cukup dan tepat untuk menyediakan basis bagi opini kami. Risiko tidak terdeteksinya suatu kesalahan penyajian material yang disebabkan oleh kecurangan lebih tinggi dari yang disebabkan oleh kesalahan, karena kecurangan dapat melibatkan kolusi, pemalsuan, penghilangan secara sengaja, pernyataan salah, atau pengabaian atas pengendalian internal.

- *Identify and assess the risks of material misstatement of the financial statements, whether due to fraud or error, design and perform audit procedures responsive to such risks, and obtain audit evidence that is sufficient and appropriate to provide a basis for our opinion. The risk of not detecting a material misstatement resulting from fraud is higher than for one resulting from error, as fraud may involve collusion, forgery, intentional omissions, misrepresentations, or override of internal control.*

A member firm of Ernst & Young Global Limited

Shape the future with confidence

The original report included herein is in the Indonesian language.

Laporan Auditor Independen (lanjutan)

Laporan No. 00021/2.1505/AU.1/07/0242-1/1/II/2026 (lanjutan)

Independent Auditor's Report (continued)

Report No. 00021/2.1505/AU.1/07/0242-1/1/II/2026 (continued)

Tanggung jawab auditor terhadap audit atas laporan keuangan (lanjutan)

Auditor's responsibilities for the audit of the financial statements (continued)

Sebagai bagian dari suatu audit berdasarkan Standar Audit yang ditetapkan oleh IAPI, kami menerapkan pertimbangan profesional dan mempertahankan skeptisisme profesional selama audit. Kami juga:

As part of an audit in accordance with Standards on Auditing established by the IICPA, we exercise professional judgment and maintain professional skepticism throughout the audit. We also:

- Memeroleh suatu pemahaman tentang pengendalian internal yang relevan dengan audit untuk mendesain prosedur audit yang tepat sesuai dengan kondisinya, tetapi bukan untuk tujuan menyatakan opini atas keefektivitasan pengendalian internal Bank.

- *Obtain an understanding of internal control relevant to the audit in order to design audit procedures that are appropriate in the circumstances, but not for the purpose of expressing an opinion on the effectiveness of the Bank's internal control.*

- Mengevaluasi ketepatan kebijakan akuntansi yang digunakan serta kewajaran estimasi akuntansi dan pengungkapan terkait yang dibuat oleh manajemen.

- *Evaluate the appropriateness of accounting policies used and the reasonableness of accounting estimates and related disclosures made by management.*

- Menyimpulkan ketepatan penggunaan basis akuntansi kelangsungan usaha oleh manajemen dan, berdasarkan bukti audit yang diperoleh, apakah terdapat suatu ketidakpastian material yang terkait dengan peristiwa atau kondisi yang dapat menyebabkan keraguan signifikan atas kemampuan Bank untuk mempertahankan kelangsungan usahanya. Ketika kami menyimpulkan bahwa terdapat suatu ketidakpastian material, kami diharuskan untuk menarik perhatian dalam laporan auditor independen kami ke pengungkapan terkait dalam laporan keuangan atau, jika pengungkapan tersebut tidak memadai, memodifikasi opini kami. Kesimpulan kami didasarkan pada bukti audit yang diperoleh hingga tanggal laporan auditor independen kami. Namun, peristiwa atau kondisi masa depan dapat menyebabkan Bank tidak dapat mempertahankan kelangsungan usaha.

- *Conclude on the appropriateness of management's use of the going concern basis of accounting and, based on the audit evidence obtained, whether a material uncertainty exists related to events or conditions that may cast significant doubt on the Bank's ability to continue as a going concern. If we conclude that a material uncertainty exists, we are required to draw attention in our independent auditor's report to the related disclosures in the financial statements or, if such disclosures are inadequate, to modify our opinion. Our conclusion is based on the audit evidence obtained up to the date of our independent auditor's report. However, future events or conditions may cause the Bank to cease to continue as a going concern.*

A member firm of Ernst & Young Global Limited

Shape the future with confidence

The original report included herein is in the Indonesian language.

Laporan Auditor Independen (lanjutan)

Laporan No. 00021/2.1505/AU.1/07/0242-1/1/II/2026 (lanjutan)

Tanggung jawab auditor terhadap audit atas laporan keuangan (lanjutan)

Sebagai bagian dari suatu audit berdasarkan Standar Audit yang ditetapkan oleh IAPI, kami menerapkan pertimbangan profesional dan mempertahankan skeptisisme profesional selama audit. Kami juga: (lanjutan)

- Mengevaluasi penyajian, struktur, dan isi laporan keuangan secara keseluruhan, termasuk pengungkapannya, dan apakah laporan keuangan mencerminkan transaksi dan peristiwa yang mendasarinya dengan suatu cara yang mencapai penyajian wajar.

Kami mengomunikasikan kepada pihak yang bertanggung jawab atas tata kelola mengenai, antara lain, ruang lingkup dan saat yang direncanakan atas audit serta temuan audit signifikan, termasuk setiap defisiensi signifikan dalam pengendalian internal yang teridentifikasi oleh kami selama audit.

Kami juga memberikan suatu pernyataan kepada pihak yang bertanggung jawab atas tata kelola bahwa kami telah mematuhi ketentuan etika yang relevan mengenai independensi, dan mengomunikasikan kepada pihak tersebut seluruh hubungan, serta hal-hal lain yang dianggap secara wajar berpengaruh terhadap independensi kami, dan, jika relevan, pengamanan terkait.

Independent Auditor's Report (continued)

Report No. 00021/2.1505/AU.1/07/0242-1/1/II/2026 (continued)

Auditor's responsibilities for the audit of the financial statements (continued)

As part of an audit in accordance with Standards on Auditing established by the IICPA, we exercise professional judgment and maintain professional skepticism throughout the audit. We also: (continued)

- *Evaluate the overall presentation, structure, and content of the financial statements, including the disclosures, and whether the financial statements represent the underlying transactions and events in a manner that achieves fair presentation.*

We communicate with those charged with governance regarding, among other matters, the planned scope and timing of the audit and significant audit findings, including any significant deficiencies in internal control that we identify during our audit.

We also provide those charged with governance with a statement that we have complied with relevant ethical requirements regarding independence, and to communicate with them all relationships and other matters that may reasonably be thought to bear on our independence, and where applicable, related safeguards.

A member firm of Ernst & Young Global Limited

Shape the future with confidence

The original report included herein is in the Indonesian language.

Laporan Auditor Independen (lanjutan)

Laporan No. 00021/2.1505/AU.1/07/0242-1/1/II/2026 (lanjutan)

Tanggung jawab auditor terhadap audit atas laporan keuangan (lanjutan)

Dari hal-hal yang dikomunikasikan kepada pihak yang bertanggung jawab atas tata kelola, kami menentukan hal-hal tersebut yang paling signifikan dalam audit atas laporan keuangan periode kini dan oleh karenanya menjadi hal audit utama. Kami menguraikan hal audit utama tersebut dalam laporan auditor independen kami kecuali peraturan perundang-undangan melarang pengungkapan publik tentang hal audit utama tersebut atau ketika, dalam kondisi yang sangat jarang terjadi, kami menentukan bahwa suatu hal audit utama tidak boleh dikomunikasikan dalam laporan auditor independen kami karena konsekuensi yang merugikan dari mengomunikasikan hal tersebut akan diekspektasikan secara wajar melebihi manfaat kepentingan publik atas komunikasi tersebut.

Independent Auditor's Report (continued)

Report No. 00021/2.1505/AU.1/07/0242-1/1/II/2026 (continued)

Auditor's responsibilities for the audit of the financial statements (continued)

From the matters communicated with those charged with governance, we determine those matters that were of most significance in the audit of the financial statements of the current period and are therefore the key audit matters. We describe such key audit matters in our independent auditor's report unless laws or regulations preclude public disclosure about such key audit matters or when, in extremely rare circumstances, we determine that a key audit matter should not be communicated in our independent auditor's report because the adverse consequences of doing so would reasonably be expected to outweigh the public interest benefits of such communication.

KAP Purwanto Susanti dan Surja

Yovita

Registrasi Akuntan Publik No.: AP.0242/*Public Accountant Registration No.: AP.* 0242

4 Februari 2026/*February 4, 2026*

00021

A member firm of Ernst & Young Global Limited

PT BANK SYARIAH INDONESIA TBK
LAPORAN POSISI KEUANGAN
Tanggal 31 Desember 2025
(Disajikan dalam jutaan Rupiah, kecuali dinyatakan lain)

PT BANK SYARIAH INDONESIA TBK
STATEMENT OF FINANCIAL POSITION
As of 31 December 2025
(Expressed in millions of Rupiah, unless otherwise stated)

	Catatan/ *Notes*	31 Desember/ *December* 2025	31 Desember/ *December* 2024	
ASET				***ASSETS***
KAS	4	8,690,766	8,080,689	***CASH***
GIRO DAN PENEMPATAN PADA BANK INDONESIA	2e, 5	51,603,043	49,966,279	***CURRENT ACCOUNTS AND PLACEMENTS WITH BANK INDONESIA***
GIRO DAN PENEMPATAN PADA BANK LAIN	2f, 6, 45			***CURRENT ACCOUNTS AND PLACEMENTS WITH OTHER BANKS***
Pihak ketiga		4,440,920	3,752,325	*Third parties*
Pihak berelasi	2c	127,529	128,549	*Related parties*
Jumlah giro dan penempatan pada bank lain		4,568,449	3,880,874	*Total current accounts and placements with other banks*
Cadangan kerugian penurunan nilai	2d	(17,787)	(14,809)	*Allowance for impairment losses*
Bersih		4,550,662	3,866,065	*Net*
INVESTASI PADA SURAT BERHARGA	2g, 7, 45			***INVESTMENTS IN MARKETABLE SECURITIES***
Pihak ketiga		20,711,402	24,134,169	*Third parties*
Pihak berelasi	2c	38,971,200	38,117,637	*Related parties*
Jumlah investasi pada surat berharga		59,682,602	62,251,806	*Total investments in marketable securities*
Cadangan kerugian penurunan nilai	2d	(32,114)	(35,288)	*Allowance for impairment losses*
Bersih		59,650,488	62,216,518	*Net*
TAGIHAN AKSEPTASI	2h, 8, 45			***ACCEPTANCE RECEIVABLES***
Pihak ketiga		587,439	12,694	*Third parties*
Pihak berelasi	2c	105,677	172,451	*Related parties*
Jumlah tagihan akseptasi		693,116	185,145	*Total acceptance receivables*
Cadangan kerugian penurunan nilai	2d	(6,931)	(1,851)	*Allowance for impairment losses*
Bersih		686,185	183,294	*Net*
PIUTANG	2i, 9, 45			***RECEIVABLES***
Murabahah				*Murabahah*
Pihak ketiga		149,274,351	144,205,651	*Third parties*
Pihak berelasi	2c	53,803	66,883	*Related parties*
Jumlah *murabahah*		149,328,154	144,272,534	*Total murabahah*
Istishna				*Istishna*
Pihak ketiga		-	11	*Third parties*
Ijarah				*Ijarah*
Pihak ketiga		166,499	188,361	*Third parties*
Jumlah piutang		149,494,653	144,460,906	*Total receivables*
Cadangan kerugian penurunan nilai	2d	(4,560,165)	(4,265,369)	*Allowance for impairment losses*
Bersih		144,934,488	140,195,537	*Net*
PINJAMAN *QARDH*	2j, 10, 45			***FUNDS OF QARDH***
Pihak ketiga		17,201,419	12,863,002	*Third parties*
Pihak berelasi	2c	520,509	910,782	*Related parties*
Jumlah pinjaman *qardh*		17,721,928	13,773,784	*Total funds of qardh*
Cadangan kerugian penurunan nilai	2d	(748,173)	(787,694)	*Allowance for impairment losses*
Bersih		16,973,755	12,986,090	*Net*
Dipindahkan		287,089,387	277,494,472	*Carried forward*

Catatan atas laporan keuangan terlampir merupakan bagian yang tidak terpisahkan dari laporan keuangan secara keseluruhan.

The accompanying notes to the financial statements form an integral part of these financial statements taken as a whole.

PT BANK SYARIAH INDONESIA TBK
LAPORAN POSISI KEUANGAN (lanjutan)
Tanggal 31 Desember 2025
(Disajikan dalam jutaan Rupiah, kecuali dinyatakan lain)

PT BANK SYARIAH INDONESIA TBK
STATEMENT OF FINANCIAL POSITION (continued)
As of 31 December 2025
(Expressed in millions of Rupiah, unless otherwise stated)

	Catatan/ *Notes*	31 Desember/ *December* 2025	31 Desember/ *December* 2024	
ASET (lanjutan)				***ASSETS** (continued)*
Pindahan		287,089,387	277,494,472	*Brought forward*
PEMBIAYAAN				***FINANCING***
Mudharabah	2k, 11, 45			*Mudharabah*
Pihak ketiga		889,309	937,079	*Third parties*
Pihak berelasi	2c	2,000,000	2,000,000	*Related parties*
Jumlah *mudharabah*		2,889,309	2,937,079	*Total mudharabah*
Cadangan kerugian penurunan nilai	2d	(51,456)	(93,488)	*Allowance for impairment losses*
Bersih		2,837,853	2,843,591	*Net*
Musyarakah	2k, 12, 45			*Musyarakah*
Pihak ketiga		118,731,486	88,044,668	*Third parties*
Pihak berelasi	2c	26,140,288	26,142,550	*Related parties*
Jumlah *musyarakah*		144,871,774	114,187,218	*Total musyarakah*
Cadangan kerugian penurunan nilai	2d	(5,622,587)	(5,145,131)	*Allowance for impairment losses*
Bersih		139,249,187	109,042,087	*Net*
Jumlah pembiayaan		147,761,083	117,124,297	*Total financing*
Cadangan kerugian penurunan nilai	2d	(5,674,043)	(5,238,619)	*Allowance for impairment losses*
Bersih		142,087,040	111,885,678	*Net*
ASET YANG DIPEROLEH UNTUK *IJARAH* - BERSIH	2l, 13	3,866,097	3,122,255	***ASSETS ACQUIRED FOR IJARAH - NET***
ASET TETAP DAN ASET HAK GUNA - BERSIH	2m, 14	11,421,035	7,723,853	***FIXED ASSETS AND RIGHT-OF-USE ASSETS - NET***
ASET TIDAK BERWUJUD - BERSIH	2m, 14	2,436,092	2,102,344	***INTANGIBLE ASSETS - NET***
ASET PAJAK TANGGUHAN	2n, 22c	1,875,326	2,056,727	***DEFERRED TAX ASSETS***
ASET LAIN-LAIN - BERSIH	2o, 15	7,417,629	4,228,103	***OTHER ASSETS - NET***
JUMLAH ASET		456,192,606	408,613,432	***TOTAL ASSETS***

Catatan atas laporan keuangan terlampir merupakan bagian yang tidak terpisahkan dari laporan keuangan secara keseluruhan.

The accompanying notes to the financial statements form an integral part of these financial statements taken as a whole.

PT BANK SYARIAH INDONESIA TBK
LAPORAN POSISI KEUANGAN
Tanggal 31 Desember 2025
(Disajikan dalam jutaan Rupiah, kecuali dinyatakan lain)

PT BANK SYARIAH INDONESIA TBK
STATEMENT OF FINANCIAL POSITION (continued)
As of 31 December 2025
(Expressed in millions of Rupiah, unless otherwise stated)

	Catatan/ *Notes*	31 Desember/ *December* 2025	31 Desember/ *December* 2024*)	
LIABILITAS, DANA *SYIRKAH* TEMPORER DAN EKUITAS				***LIABILITIES, TEMPORARY SYIRKAH FUNDS AND EQUITY***
LIABILITAS				***LIABILITIES***
LIABILITAS SEGERA	2p, 16, 45			***OBLIGATIONS DUE IMMEDIATELY***
Pihak ketiga		927,752	845,825	*Third parties*
Pihak berelasi	2c	9,601	12,818	*Related parties*
		937,353	858,643	
BAGI HASIL YANG BELUM DIBAGIKAN	2q, 17	258,515	291,578	***UNDISTRIBUTED REVENUE SHARING***
SIMPANAN *WADIAH*				***WADIAH DEPOSITS***
Giro *wadiah*	2r, 18, 45			*Wadiah demand deposits*
Pihak ketiga		24,879,855	16,260,234	*Third parties*
Pihak berelasi	2c	2,910,619	2,886,845	*Related parties*
Jumlah giro *wadiah*		27,790,474	19,147,079	*Total wadiah demand deposits*
Tabungan *wadiah*	2r, 19, 45			*Wadiah savings deposits*
Pihak ketiga		63,293,651	55,266,166	*Third parties*
Pihak berelasi	2c	17,470	13,901	*Related parties*
Jumlah tabungan *wadiah*		63,311,121	55,280,067	*Total wadiah savings deposits*
Jumlah simpanan *wadiah*		91,101,595	74,427,146	*Total wadiah deposits*
SIMPANAN DARI BANK LAIN	2r, 20, 45			***DEPOSITS FROM OTHER BANKS***
Giro *wadiah*				*Wadiah demand deposits*
Pihak ketiga		86,913	173,510	*Third parties*
Pihak berelasi	2c	1,175	1,369	*Related parties*
Jumlah giro *wadiah*		88,088	174,879	*Total wadiah demand deposits*
Tabungan *wadiah*				*Wadiah savings deposits*
Pihak ketiga		17,704	8,985	*Third parties*
Sertifikat Pengelolaan Dana Berdasarkan Prinsip Syariah Antarbank ("SIPA")				*Sharia Compliant Interbank Fund Management Certificate ("SIPA")*
Pihak ketiga		2,693,886	400,000	*Third parties*
Pihak berelasi	2c	-	200,834	*Related parties*
Jumlah Sertifikat Pengelolaan Dana Berdasarkan Prinsip Syariah Antarbank ("SIPA")		2,693,886	600,834	*Total Sharia Compliant Interbank Fund Management Certificate ("SIPA")*
Jumlah simpanan dari bank lain		2,799,678	784,698	*Total deposits from other banks*
LIABILITAS KEPADA BANK INDONESIA	2s, 21	-	18,417,864	***LIABILITIES TO BANK INDONESIA***
LIABILITAS AKSEPTASI	2h, 8, 45			***ACCEPTANCE LIABILITIES***
Pihak ketiga		498,492	72,792	*Third parties*
Pihak berelasi	2c	194,624	112,353	*Related parties*
Jumlah liabilitas akseptasi		693,116	185,145	*Total acceptance liabilities*
UTANG PAJAK	2n, 22a	439,413	889,642	***TAXES PAYABLE***
LIABILITAS IMBALAN KERJA	2u, 43, 45	578,150	534,730	***EMPLOYEE BENEFITS LIABILITIES***
ESTIMASI KERUGIAN KOMITMEN DAN KONTINJENSI	42d	26,183	24,045	***ESTIMATED LOSSES ON COMMITMENTS AND CONTINGENCIES***
LIABILITAS LAIN-LAIN	2v, 23	8,095,239	5,867,830	***OTHER LIABILITIES***
JUMLAH LIABILITAS		104,929,242	102,281,321	***TOTAL LIABILITIES***

*) Direklasifikasi, lihat Catatan 55

*) *Reclassified, see Note 55*

Catatan atas laporan keuangan terlampir merupakan bagian yang tidak terpisahkan dari laporan keuangan secara keseluruhan.

The accompanying notes to the financial statements form an integral part of these financial statements taken as a whole.

PT BANK SYARIAH INDONESIA TBK
LAPORAN POSISI KEUANGAN (lanjutan)
Tanggal 31 Desember 2025
(Disajikan dalam jutaan Rupiah, kecuali dinyatakan lain)

PT BANK SYARIAH INDONESIA TBK
STATEMENT OF FINANCIAL POSITION (continued)
As of 31 December 2025
(Expressed in millions of Rupiah, unless otherwise stated)

	Catatan/ *Notes*	31 Desember/ *December* 2025	31 Desember/ *December* 2024*)	
LIABILITAS, DANA *SYIRKAH* TEMPORER DAN EKUITAS (lanjutan)				***LIABILITIES, TEMPORARY SYIRKAH FUNDS AND EQUITY*** *(continued)*
DANA *SYIRKAH* TEMPORER				***TEMPORARY SYIRKAH FUNDS***
Giro *mudharabah*	2w, 24, 45			*Mudharabah demand deposits*
Pihak ketiga		24,805,106	17,421,912	*Third parties*
Pihak berelasi	2c	19,284,514	19,813,889	*Related parties*
Jumlah giro *mudharabah*		44,089,620	37,235,801	*Total mudharabah demand deposits*
Tabungan *mudharabah*	2w, 25, 45			*Mudharabah savings deposits*
Pihak ketiga		98,825,160	85,414,890	*Third parties*
Pihak berelasi	2c	1,108,173	375,768	*Related parties*
Jumlah tabungan *mudharabah*		99,933,333	85,790,658	*Total mudharabah savings deposits*
Deposito *mudharabah*	2w, 26, 45			*Mudharabah time deposits*
Pihak ketiga		99,049,344	92,556,398	*Third parties*
Pihak berelasi	2c	47,068,292	38,122,469	*Related parties*
Jumlah deposito *mudharabah*		146,117,636	130,678,867	*Total mudharabah time deposits*
Jumlah giro, tabungan dan deposito *mudharabah*		290,140,589	253,705,326	*Total mudharabah demand deposits, savings deposits and time deposits*
Sertifikat Investasi *Mudharabah* Antarbank ("SIMA")	2x, 27, 45			*Interbank Mudharabah Investment Certificate ("SIMA")*
Pihak ketiga		2,095,000	2,481,425	*Third parties*
Pihak berelasi	2c	550,000	885,225	*Related parties*
Jumlah Sertifikat Investasi *Mudharabah* Antarbank ("SIMA")		2,645,000	3,366,650	*Total Interbank Mudharabah Investment Certificate ("SIMA")*
Sukuk *mudharabah* diterbitkan	2y, 28, 45			*Issued mudharabah sukuk*
Pihak ketiga		5,117,401	2,653,063	*Third parties*
Pihak berelasi	2c	1,207,500	365,500	*Related parties*
Jumlah sukuk *mudharabah* diterbitkan		6,324,901	3,018,563	*Total issued mudharabah sukuk*
Sukuk *mudharabah* subordinasi	2y, 29, 45			*Subordinated sukuk mudharabah*
Pihak ketiga		145,000	140,000	*Third parties*
Pihak berelasi	2c	55,000	60,000	*Related parties*
Jumlah sukuk *mudharabah* subordinasi		200,000	200,000	*Total subordinated sukuk mudharabah*
Pembiayaan berjangka *mudharabah*	2z, 30	-	1,000,000	*Mudharabah term financing*
JUMLAH DANA *SYIRKAH* TEMPORER		299,310,490	261,290,539	***TOTAL TEMPORARY SYIRKAH FUNDS***
EKUITAS				***EQUITY***
Modal saham - nilai nominal Rp500 (nilai penuh) per saham				*Share capital - Rp500 (full amount) par value per share*
Modal dasar - 80.000.000.000 lembar saham				*Authorised share capital - 80,000,000,000 shares*
Modal ditempatkan dan disetor penuh - 46.129.260.138 lembar saham	31	23,064,630	23,064,630	*Issued and fully paid-up capital - 46,129,260,138 shares*
Tambahan modal disetor	31	(3,929,100)	(3,929,100)	*Additional paid-in capital*
Keuntungan revaluasi aset tetap	14	553,440	553,440	*Gain on revaluation of fixed assets*
Pengukuran kembali liabilitas imbalan kerja - setelah pajak		352,934	347,644	*Remeasurement of employee benefit liabilities - net of tax*
Keuntungan/(kerugian) yang belum direalisasi atas surat berharga yang diukur pada nilai wajar melalui penghasilan komprehensif lain - setelah pajak		332,558	(56,814)	*Unrealised gain/(loss) on marketable securities measured at fair value through other comprehensive income - net of tax*
Saldo laba				*Retained earnings*
Telah ditentukan penggunaannya		4,778,639	3,377,462	*Appropriated*
Belum ditentukan penggunaannya		26,799,773	21,684,310	*Unappropriated*
JUMLAH EKUITAS		51,952,874	45,041,572	***TOTAL EQUITY***
JUMLAH LIABILITAS, DANA *SYIRKAH* TEMPORER DAN EKUITAS		456,192,606	408,613,432	***TOTAL LIABILITIES, TEMPORARY SYIRKAH FUNDS AND EQUITY***

*) Direklasifikasi, lihat Catatan 55

*) *Reclassified, see Note 55*

Catatan atas laporan keuangan terlampir merupakan bagian yang tidak terpisahkan dari laporan keuangan secara keseluruhan.

The accompanying notes to the financial statements form an integral part of these financial statements taken as a whole.

PT BANK SYARIAH INDONESIA TBK
LAPORAN LABA RUGI DAN PENGHASILAN KOMPREHENSIF LAIN
Untuk Tahun yang Berakhir Pada Tanggal 31 Desember 2025
(Disajikan dalam jutaan Rupiah, kecuali dinyatakan lain)

PT BANK SYARIAH INDONESIA TBK
STATEMENT OF PROFIT OR LOSS AND OTHER COMPREHENSIVE INCOME
For the Year Ended 31 December 2025
(Expressed in millions of Rupiah, unless otherwise stated)

	Catatan/ *Notes*	31 Desember/ *December* 2025	31 Desember/ *December* 2024	
PENDAPATAN PENGELOLAAN DANA SEBAGAI *MUDHARIB*				***INCOME FROM FUND MANAGEMENT AS MUDHARIB***
Pendapatan dari jual beli	2aa, 32	14,510,697	13,404,055	*Income from sales and purchases*
Pendapatan dari bagi hasil	2aa, 33	10,126,213	8,001,204	*Income from profit sharing*
Pendapatan dari *ijarah* - bersih	2aa, 34	128,536	192,124	*Income from ijarah - net*
Pendapatan usaha utama lainnya	2aa, 35	3,500,045	3,700,820	*Other main operating income*
HAK PIHAK KETIGA ATAS BAGI HASIL	2ab, 36	(9,136,405)	(7,889,029)	***THIRD PARTIES' SHARE ON RETURN***
HAK BAGI HASIL MILIK BANK		19,129,086	17,409,174	***BANK'S SHARE IN PROFIT***
PENDAPATAN USAHA LAINNYA	2ac, 37			***OTHER OPERATING INCOME***
Pendapatan imbalan jasa perbankan		4,631,301	3,678,362	*Fee based income from banking services*
Keuntungan investasi surat berharga		1,000,562	587,199	*Gain from marketable securities*
Pendapatan lainnya		1,304,733	1,290,918	*Other income*
Jumlah pendapatan usaha lainnya		6,936,596	5,556,479	*Total other operating income*
BEBAN USAHA				***OPERATING EXPENSES***
Gaji dan tunjangan	38	(5,496,617)	(5,284,136)	*Salaries and benefits*
Umum dan administrasi	39	(8,109,463)	(6,342,626)	*General and administrative*
Bonus *wadiah*		(651)	(586)	*Wadiah bonus*
Lain-lain		(93,983)	(166,294)	*Others*
		(13,700,714)	(11,793,642)	
Beban cadangan kerugian penurunan nilai aset produktif dan nonproduktif - bersih	2d, 40	(2,356,951)	(1,893,867)	*Provision for impairment losses on earning and non-earning assets - net*
LABA USAHA		10,008,017	9,278,144	***INCOME FROM OPERATION***
PENDAPATAN/(BEBAN) NONUSAHA - BERSIH		3,688	4,312	***NON-OPERATING INCOME/(EXPENSE) - NET***
LABA SEBELUM ZAKAT DAN BEBAN PAJAK		10,011,705	9,282,456	***INCOME BEFORE ZAKAT AND TAX EXPENSE***
ZAKAT	2a	(250,293)	(232,061)	***ZAKAT***
BEBAN PAJAK	2n, 22b	(2,193,889)	(2,044,507)	***TAX EXPENSES***
LABA BERSIH		7,567,523	7,005,888	***NET INCOME***
PENGHASILAN KOMPREHENSIF LAIN				***OTHER COMPREHENSIVE INCOME***
Pos-pos yang tidak akan direklasifikasi ke laba rugi:				*Items that will not be reclassified to profit or loss:*
Keuntungan revaluasi aset tetap	14	-	108,910	*Gain on revaluation on fixed assets*
Pengukuran kembali liabilitas imbalan kerja	2u, 43	6,782	136,130	*Remeasurement of employee benefit liabilities*
Pajak penghasilan terkait	22c	(1,492)	(29,948)	*Related income tax*
Pos-pos yang akan direklasifikasi ke laba rugi:				*Items that will be reclassified to profit or loss:*
Keuntungan/(kerugian) yang belum direalisasi atas surat berharga yang diukur pada nilai wajar melalui penghasilan komprehensif lain	7b	492,515	(92,116)	*Unrealised gain/(loss) on marketable securities measured at fair value through other comprehensive income*
Pajak penghasilan terkait	22c	(103,143)	29,148	*Related income tax*
Jumlah penghasilan komprehensif lain bersih setelah pajak		394,662	152,124	*Total other comprehensive income net of tax*
JUMLAH LABA KOMPREHENSIF		7,962,185	7,158,012	***TOTAL COMPREHENSIVE INCOME***
LABA PER SAHAM DASAR DAN DILUSIAN (Rupiah penuh)	2ae, 41	164.05	151.88	***BASIC AND DILUTED EARNINGS PER SHARE (full Rupiah)***

Catatan atas laporan keuangan terlampir merupakan bagian yang tidak terpisahkan dari laporan keuangan secara keseluruhan.

The accompanying notes to the financial statements form an integral part of these financial statements taken as a whole.

PT BANK SYARIAH INDONESIA TBK
LAPORAN PERUBAHAN EKUITAS
Untuk Tahun yang Berakhir Pada
Tanggal 31 Desember 2025
(Disajikan dalam jutaan Rupiah, kecuali dinyatakan lain)

PT BANK SYARIAH INDONESIA TBK
STATEMENT OF CHANGES IN EQUITY
For the Year Ended 31 December 2025
(Expressed in millions of Rupiah, unless otherwise stated)

	Catatan/ *Notes*	Modal saham ditempatkan dan disetor penuh/ *Issued and fully paid-up share capital*	Tambahan modal disetor/ *Additional paid-in capital*	Keuntungan revaluasi aset tetap/ *Gain on revaluation of fixed assets*	Pengukuran kembali liabilitas imbalan kerja - setelah pajak/ *Remeasurement of employee benefit liabilities - net of tax*	(Kerugian)/ keuntungan yang belum direalisasi atas surat berharga yang diukur pada nilai wajar melalui penghasilan komprehensif lain - setelah pajak/ *Unrealised (loss)/gain on marketable securities measured at fair value through other comprehensive income - net of tax*	Saldo laba/*Retained earnings*		Jumlah ekuitas/ *Total equity*	
							Telah ditentukan penggunaannya/ *Appropriated*	Belum ditentukan penggunaannya/ *Unappropriated*		
Saldo per 1 Januari 2024		23,064,630	(3,929,100)	444,530	241,462	6,154	2,236,713	16,674,732	38,739,121	*Balance as at 1 January 2024*
Laba bersih		-	-	-	-	-	-	7,005,888	7,005,888	*Net income*
Penghasilan komprehensif lain		-	-	108,910	106,182	(62,968)	-	-	152,124	*Other comprehensive income*
Pembagian dividen	31	-	-	-	-	-	-	(855,561)	(855,561)	*Dividend payment*
Penambahan cadangan umum	31	-	-	-	-	-	1,140,749	(1,140,749)	-	*Additional to general reserve*
Saldo per 31 Desember 2024		23,064,630	(3,929,100)	553,440	347,644	(56,814)	3,377,462	21,684,310	45,041,572	***Balance as at 31 December 2024***
Laba bersih		-	-	-	-	-	-	7,567,523	7,567,523	*Net income*
Penghasilan komprehensif lain		-	-	-	5,290	389,372	-	-	394,662	*Other comprehensive income*
Pembagian dividen	31	-	-	-	-	-	-	(1,050,883)	(1,050,883)	*Dividend payment*
Penambahan cadangan umum	31	-	-	-	-	-	1,401,177	(1,401,177)	-	*Additional to general reserve*
Saldo per 31 Desember 2025		23,064,630	(3,929,100)	553,440	352,934	332,558	4,778,639	26,799,773	51,952,874	***Balance as at 31 December 2025***

Catatan atas laporan keuangan terlampir merupakan bagian yang tidak terpisahkan dari laporan keuangan secara keseluruhan.

The accompanying notes to the financial statements form an integral part of these financial statements taken as a whole.

PT BANK SYARIAH INDONESIA TBK
LAPORAN ARUS KAS
Untuk Tahun yang Berakhir Pada Tanggal 31 Desember 2025
(Disajikan dalam jutaan Rupiah, kecuali dinyatakan lain)

PT BANK SYARIAH INDONESIA TBK
STATEMENT OF CASH FLOWS
For the Year Ended 31 December 2025
(Expressed in millions of Rupiah, unless otherwise stated)

	Catatan/ *Notes*	31 Desember/ *December* 2025	31 Desember/ *December* 2024*)	
ARUS KAS DARI AKTIVITAS OPERASI				***CASH FLOWS FROM OPERATING ACTIVITIES***
Penerimaan jual beli, bagi hasil, *ijarah* dan usaha utama lainnya		26,738,360	25,260,645	*Proceeds of margin, profit sharing, ijarah and other main operation*
Pembayaran bagi hasil dana *syirkah* temporer		(9,169,468)	(7,854,159)	*Payment of profit sharing for temporary syirkah funds*
Penerimaan dari pembiayaan dan piutang yang dihapusbukukan	9, 10, 11, 12, 37	2,163,537	2,097,759	*Receipts from recovery of written-off financing and receivable*
Penerimaan pendapatan usaha lainnya		5,333,634	4,266,371	*Receipt of other operating income*
Pembayaran tantiem		(142,299)	(110,228)	*Payment tantiem*
Pembayaran beban usaha		(12,984,707)	(14,283,894)	*Payment of operating expenses*
Penerimaan atas pendapatan nonusaha - bersih		58,064	112,287	*Receipt from non-operating income - net*
Pembayaran pajak penghasilan badan		(2,571,361)	(1,985,972)	*Payment of corporate income tax*
Pembayaran zakat		(316,136)	(268,348)	*Payment of zakat*
Penyaluran dana kebajikan		(130,947)	(117,028)	*Distribution of qardhul hasan funds*
Arus kas sebelum perubahan dalam aset dan liabilitas		8,978,677	7,117,433	*Cash flows before changes in assets and liabilities*
Perubahan dalam aset dan liabilitas:				*Changes in assets and liabilities:*
(Kenaikan)/penurunan aset:				*(Increase)/decrease in assets:*
Surat berharga - diukur pada nilai wajar		(5,934,019)	(1,472,899)	*Marketable securities - measured at fair value*
Surat berharga jangka pendek lainnya		92,732	(115,758)	*Other short-term securities*
Piutang		(7,055,462)	(7,739,380)	*Receivables*
Pinjaman *qardh*		(4,017,080)	(2,466,703)	*Funds of qardh*
Pembiayaan		(31,171,272)	(27,026,967)	*Financing*
Tagihan akseptasi		(507,971)	246,083	*Acceptance receivables*
Aset yang diperoleh untuk *ijarah*		(743,842)	(932,147)	*Assets acquired for ijarah*
Aset lain-lain		(3,233,185)	256,560	*Other assets*
Kenaikan/(penurunan) liabilitas:				*Increase/(decrease) in liabilities:*
Liabilitas segera		144,553	(421,137)	*Obligations due immediately*
Simpanan *wadiah*		16,674,449	6,553,248	*Wadiah deposits*
Simpanan dari bank lain	55	2,014,980	651,573	*Deposits from other banks*
Liabilitas akseptasi		507,971	(246,083)	*Acceptance liabilities*
Utang pajak		4,009	(99,768)	*Taxes payable*
Liabilitas lain-lain		2,697,407	3,757,231	*Other liabilities*
Kenaikan dana *syirkah* temporer	55	35,713,613	28,761,566	*Increase in temporary syirkah funds*
Kas bersih digunakan untuk aktivitas operasi		14,165,560	6,822,852	*Net cash used in operating activities*

*) Direklasifikasi, lihat Catatan 55

*) *Reclassified, see Note 55*

Catatan atas laporan keuangan terlampir merupakan bagian yang tidak terpisahkan dari laporan keuangan secara keseluruhan.

The accompanying notes to the financial statements form an integral part of these financial statements taken as a whole.

PT BANK SYARIAH INDONESIA TBK
LAPORAN ARUS KAS (lanjutan)
Untuk Tahun yang Berakhir Pada Tanggal 31 Desember 2025
(Disajikan dalam jutaan Rupiah, kecuali dinyatakan lain)

PT BANK SYARIAH INDONESIA TBK
STATEMENT OF CASH FLOWS (continued)
For the Year Ended 31 December 2025
(Expressed in millions of Rupiah, unless otherwise stated)

	Catatan/ *Notes*	31 Desember/ *December* 2025	31 Desember/ *December* 2024	
ARUS KAS DARI AKTIVITAS INVESTASI				***CASH FLOWS FROM INVESTING ACTIVITIES***
Penjualan/pelepasan investasi pada surat berharga		279,342,885	103,380,752	*Sale/disposal of investment in marketable securities*
Perolehan surat berharga		(269,972,419)	(92,955,821)	*Acquisition of marketable securities*
Hasil penjualan aset tetap		1,440	1,274	*Proceeds from sale of fixed assets*
Perolehan aset tetap dan aset hak guna		(2,205,150)	(2,935,755)	*Acquisition of fixed assets and right-of-use assets*
Perolehan aset tidak berwujud	14	(752,929)	(1,144,967)	*Acquisition of intangible assets*
Kas bersih dihasilkan dari aktivitas investasi		6,413,827	6,345,483	*Net cash generated from investing activities*
ARUS KAS DARI AKTIVITAS PENDANAAN				***CASH FLOWS FROM FINANCING ACTIVITIES***
Pembayaran liabilitas sewa		(474,177)	(151,913)	*Payments of lease liabilities*
Pembayaran dividen	31	(1,050,883)	(855,561)	*Payments of dividend*
Pembayaran pembiayaan berjangka *mudharabah*		(2,400,000)	(7,778,995)	*Payments of mudharabah term financing*
Penerimaan pembiayaan berjangka *mudharabah*		1,400,000	8,001,935	*Receipts from mudharabah term financing*
Pembayaran pinjaman yang diterima		(755,582)	-	*Payments of borrowings*
Penerimaan pinjaman yang diterima		755,582	-	*Receipt from borrowings*
Pelunasan surat berharga yang diterbitkan		(1,701,922)	-	*Settlement of securities issued*
Surat berharga yang diterbitkan		5,008,260	3,015,731	*Securities Issued*
Pembayaran biaya emisi surat berharga yang diterbitkan		(8,385)	(10,591)	*Payment of the issuance cost of the securities issued*
Penerimaan pinjaman dari Bank Indonesia		140,884,179	133,951,452	*Receipt liabilities from Bank indonesia*
Pembayaran pinjaman kepada Bank Indonesia		(159,302,043)	(127,433,643)	*Payment liabilities to Bank indonesia*
Kas bersih dihasilkan dari/ (digunakan untuk) aktivitas pendanaan		(17,644,971)	8,738,415	*Net cash generated from/ (used in) financing activities*
PENURUNAN BERSIH KAS DAN SETARA KAS		2,934,416	21,906,750	***NET DECREASE CASH AND CASH EQUIVALENTS***
KAS DAN SETARA KAS AWAL TAHUN		61,927,842	40,021,092	***CASH AND CASH EQUIVALENTS AT THE BEGINNING OF THE YEAR***
KAS DAN SETARA KAS AKHIR TAHUN		64,862,258	61,927,842	***CASH AND CASH EQUIVALENTS AT THE END OF THE YEAR***
Kas dan setara kas akhir periode terdiri dari:				*Cash and cash equivalents at the end of the period consist of:*
Kas	4	8,690,766	8,080,689	*Cash*
Giro dan penempatan pada Bank Indonesia	5	51,603,043	49,966,279	*Current accounts and placements with Bank Indonesia*
Giro dan penempatan pada bank lain	6	4,568,449	3,880,874	*Current accounts and placements with other banks*
JUMLAH		64,862,258	61,927,842	***TOTAL***

Catatan atas laporan keuangan terlampir merupakan bagian yang tidak terpisahkan dari laporan keuangan secara keseluruhan.

The accompanying notes to the financial statements form an integral part of these financial statements taken as a whole.

PT BANK SYARIAH INDONESIA TBK
LAPORAN REKONSILIASI PENDAPATAN DAN BAGI HASIL
Untuk Tahun yang Berakhir Pada Tanggal 31 Desember 2025
(Disajikan dalam jutaan Rupiah, kecuali dinyatakan lain)

PT BANK SYARIAH INDONESIA TBK
STATEMENT OF RECONCILIATION OF INCOME AND REVENUE SHARING
For the Year Ended 31 December 2025
(Expressed in millions of Rupiah, unless otherwise stated)

	Catatan/ *Notes*	**31 Desember/ *December* 2025**	**31 Desember/ *December* 2024**	
Pendapatan pengelolaan dana sebagai *mudharib*	32, 33, 34, 35	28,265,491	25,298,203	*Revenue from fund management as mudharib*
Pengurangan				*Deduction*
Pendapatan tahun berjalan yang kas atau setara kasnya belum diterima:				*Current year income in which its cash and cash equivalents has not been received:*
Pendapatan dari jual beli		(1,545,552)	(620,300)	*Income from sales and purchase*
Pendapatan bagi hasil		(177,260)	(79,292)	*Income from profit sharing*
Pendapatan amortisasi dari selisih nilai perolehan surat berharga dibanding nilai nominal		(13,879)	(75,137)	*Income from amortisation of differences between acquisition cost and nominal amounts for investments in marketable securities*
Pendapatan dari *ijarah* - bersih		(35,567)	(33,132)	*Income from Ijarah - net*
Pendapatan usaha utama lainnya		(809,541)	(979,776)	*Other main operating income*
		(2,581,799)	(1,787,637)	
Penambahan				*Addition*
Pendapatan tahun sebelumnya yang kas atau setara kasnya diterima pada tahun berjalan:				*Previous year income in which its cash and cash equivalent was received during current year:*
Pendapatan dari jual beli		620,300	623,425	*Income from sales and purchase*
Pendapatan bagi hasil		79,292	44,429	*Income from profit sharing*
Pendapatan amortisasi dari selisih nilai perolehan surat berharga dibanding nilai nominal		75,137	104,229	*Income from amortisation of differences between acquisition cost and nominal amounts for investments in marketable securities*
Pendapatan dari *ijarah* - bersih		33,132	29,685	*Income from Ijarah - net*
Pendapatan usaha utama lainnya		979,776	889,375	*Other main operating income*
		1,787,637	1,691,143	
Pendapatan yang tersedia untuk bagi hasil		27,471,329	25,201,709	*Available income for profit sharing*
Hak bagi hasil milik Bank		(18,334,924)	(17,312,680)	*Bank's share in profit sharing*
Hak pihak ketiga atas bagi hasil	36	9,136,405	7,889,029	*Third parties' share on return*
Dirinci atas:				*Details to:*
Hak pemilik dana atas bagi hasil yang sudah didistribusikan		8,877,890	7,597,451	*Fund owners' share on distributed profit sharing*
Hak pemilik dana atas bagi hasil yang belum didistribusikan	17	258,515	291,578	*Fund owners' share on undistributed profit sharing*
Jumlah		9,136,405	7,889,029	***Total***

Catatan atas laporan keuangan terlampir merupakan bagian yang tidak terpisahkan dari laporan keuangan secara keseluruhan.

The accompanying notes to the financial statements form an integral part of these financial statements taken as a whole.

PT BANK SYARIAH INDONESIA TBK
LAPORAN SUMBER DAN PENYALURAN DANA ZAKAT
Untuk Tahun yang Berakhir Pada Tanggal 31 Desember 2025
(Disajikan dalam jutaan Rupiah, kecuali dinyatakan lain)

PT BANK SYARIAH INDONESIA TBK
STATEMENT OF SOURCES AND DISTRIBUTION OF ZAKAT FUNDS
For the Year Ended 31 December 2025
(Expressed in millions of Rupiah, unless otherwise stated)

	Catatan/ *Notes*	31 Desember/ *December* 2025	31 Desember/ *December* 2024	
Sumber dana zakat				***Sources of zakat funds***
Internal bank		250,293	232,061	*Internal bank*
Eksternal bank				*External bank*
Pegawai		39,940	36,452	*Employees*
Nasabah dan umum		43,912	38,743	*Customers and public*
		334,145	307,256	
Penyaluran dana zakat				***Distribution of zakat funds***
Disalurkan ke entitas pengelola zakat		(316,136)	(268,348)	*Distributed to zakat management entity*
Kenaikan dana zakat		18,009	38,908	*Increase in zakat funds*
Saldo awal dana zakat		235,682	196,774	***Beginning balance of zakat funds***
Saldo akhir dana zakat	16	253,691	235,682	***Ending balance of zakat funds***

Catatan atas laporan keuangan terlampir merupakan bagian yang tidak terpisahkan dari laporan keuangan secara keseluruhan.

The accompanying notes to the financial statements form an integral part of these financial statements taken as a whole.

PT BANK SYARIAH INDONESIA TBK
LAPORAN SUMBER DAN
PENGGUNAAN DANA KEBAJIKAN
Untuk Tahun yang Berakhir Pada
Tanggal 31 Desember 2025
(Disajikan dalam jutaan Rupiah,
kecuali dinyatakan lain)

PT BANK SYARIAH INDONESIA TBK
STATEMENT OF SOURCES
AND USES OF QARDHUL HASAN FUNDS
For the Year Ended 31 December 2025
(Expressed in millions of Rupiah,
unless otherwise stated)

	Catatan/ *Notes*	31 Desember/ *December* 2025	31 Desember/ *December* 2024	
Sumber dana kebajikan				***Sources of qardhul hasan funds***
Infaq dan *shadaqah*		99,881	84,691	*Infaq and shadaqah*
Denda		23,899	21,972	*Penalty*
Penerimaan nonhalal		11,203	1,240	*Non-halal income*
Lainnya		7,796	4,094	*Others*
		142,779	111,997	
Penggunaan dana kebajikan				***Uses of qardhul hasan funds***
Sumbangan		(130,947)	(117,028)	*Donation*
Kenaikan/(penurunan) dana kebajikan		11,832	(5,031)	*Increase/(decrease) qardhul hasan funds*
Saldo awal dana kebajikan		4,876	9,907	***Beginning balance of qardhul hasan funds***
Saldo akhir dana kebajikan	23	16,708	4,876	***Ending balance of qardhul hasan funds***

Catatan atas laporan keuangan terlampir merupakan bagian yang tidak terpisahkan dari laporan keuangan secara keseluruhan.

The accompanying notes to the financial statements form an integral part of these financial statements taken as a whole.

PT BANK SYARIAH INDONESIA TBK
CATATAN ATAS LAPORAN KEUANGAN
Tanggal 31 Desember 2025 dan untuk Tahun yang Berakhir pada Tanggal Tersebut
(Disajikan dalam jutaan Rupiah, kecuali dinyatakan lain)

PT BANK SYARIAH INDONESIA TBK
NOTES TO THE FINANCIAL STATEMENTS
As of December 31, 2025 and for the Year Then Ended
(Expressed in millions of Rupiah, unless otherwise stated)

1. UMUM

a. Pendirian Bank dan informasi umum

PT Bank Syariah Indonesia Tbk ("Bank") merupakan hasil penggabungan beberapa bank syariah di Indonesia. Sebelum akhirnya berubah nama menjadi PT Bank Syariah Indonesia Tbk, pendirian bank berasal dari PT Bank BRIsyariah Tbk.

PT Bank BRIsyariah Tbk ("BRIS") berkedudukan di Jakarta, Indonesia, awalnya didirikan dengan nama PT Bank Jasa Arta ("BJA") berdasarkan Akta Pendirian No. 4 tanggal 3 April 1969 yang dibuat di hadapan Liem Toeng Kie, S.H., notaris di Jakarta.

BJA berubah nama menjadi PT Bank Syariah BRI ("BSBRI") berdasarkan Pernyataan Keputusan Persetujuan Pemegang Saham, sesuai dengan Akta No. 45 tanggal 22 April 2008 yang dibuat di hadapan Fathiah Helmi, S.H., notaris di Jakarta dan memperoleh izin perubahan kegiatan usaha bank, dari konvensional menjadi bank umum yang melaksanakan kegiatan usaha berdasarkan prinsip syariah dari Bank Indonesia efektif sejak tanggal 16 Oktober 2008. Pada tahun 2009, BSBRI melakukan perubahan nama menjadi PT Bank BRISyariah sesuai dengan Akta Keputusan Persetujuan Pemegang Saham BSBRI No. 18 tanggal 14 April 2009 dibuat di hadapan Fathiah Helmi, S.H., notaris di Jakarta.

PT Bank BRISyariah berubah nama menjadi PT Bank BRIsyariah Tbk sesuai persetujuan Menteri Hukum dan Hak Asasi Manusia Republik Indonesia No. AHU-0000386. AH.01.02 Tahun 2018 tanggal 10 Januari 2018.

Pada bulan Januari 2021, telah terjadi penggabungan antara PT Bank BRIsyariah Tbk dengan PT Bank Syariah Mandiri dan PT Bank BNI Syariah. Penggabungan ini telah mendapatkan persetujuan Otoritas Jasa Keuangan ("OJK") Pasar Modal melalui surat No. S-289/D.04/2020 tanggal 11 Desember 2020 dan Dewan Komisaris OJK Nomor 4/KDK.03/2021 tanggal 27 Januari 2021 tentang Pemberian Izin Penggabungan PT Bank Syariah Mandiri dan PT Bank BNI Syariah ke dalam PT Bank BRIsyariah Tbk serta Izin Perubahan Nama dengan Menggunakan Izin Usaha PT Bank BRIsyariah Tbk menjadi Izin Usaha atas nama PT Bank Syariah Indonesia Tbk ("BSI") sebagai Bank Hasil Penggabungan. PT Bank Mandiri (Persero) Tbk adalah entitas induk Bank setelah penggabungan usaha.

1. GENERAL

a. Bank establishment and general information

PT Bank Syariah Indonesia Tbk (the "Bank") was established through the merger of several Islamic banks in Indonesia. Prior to adopting its current name, the Bank originated from PT Bank BRIsyariah Tbk.

PT Bank BRIsyariah Tbk ("BRIS") is located in Jakarta, Indonesia, and initially established under the name of PT Bank Jasa Arta ("BJA") based on the Deed of Establishment No. 4 dated 3 April 1969 made before Liem Toeng Kie, S.H., notary in Jakarta.

BJA changed its name to PT Bank Syariah BRI ("BSBRI") based on Shareholders' Decision Statement, as stated in the Deed No. 45 dated 22 April 2008 of Fathiah Helmi, S.H., notary in Jakarta and obtained a license from Bank Indonesia to change its business activities, from a conventional bank into a commercial bank based on sharia principles effective from 16 October 2008. In 2009, BSBRI changed its name to PT Bank BRISyariah based on Shareholders' Decision Statement, as stated in Notarial Deed No. 18 dated 14 April 2009 made before Fathiah Helmi, S.H., notary in Jakarta.

PT Bank BRISyariah changed its name to PT Bank BRIsyariah Tbk as approved, accepted and recorded by the Ministry of Laws and Human Rights of the Republic of Indonesia No. AHU-0000386.AH.01.02 Year 2018 dated 10 January 2018.

In January 2021, there was a merger of PT Bank BRIsyariah Tbk with PT Bank Syariah Mandiri and PT Bank BNI Syariah. The merger has received approval from Financial Services Authority ("OJK") of Capital Market through its letter No. S-289/D.04/2020 dated 11 December 2020 and OJK Board of Commissioners Number 4/KDK.03/2021 dated 27 January 2021 concerning the Granting of Permit to Merge PT Bank Syariah Mandiri and PT Bank BNI Syariah into PT Bank BRIsyariah Tbk and a Name Change Permit Using a Business License from PT Bank BRIsyariah Tbk to become a Business License on behalf of PT Bank Syariah Indonesia Tbk ("BSI") as the Merged Bank. PT Bank Mandiri (Persero) Tbk is the Bank's parent entity after the merger.

1. UMUM (lanjutan)

a. Pendirian Bank dan informasi umum (lanjutan)

Pada bulan Juni 2022, terjadi perubahan klasifikasi saham pada anggaran dasar sesuai Akta Pernyataan Keputusan Rapat Perubahan Anggaran Dasar PT Bank Syariah Indonesia Tbk No.146 tanggal 24 Juni 2022 yang dibuat di hadapan Notaris Jose Dima Satria, S.H., M.Kn., notaris di Jakarta sehubungan dengan:

- penerapan klasifikasi saham pada Bank menjadi saham Seri A Dwiwarna yang merupakan saham dengan hak istimewa dan saham biasa Seri B yang merupakan saham biasa atas nama; dan
- reklasifikasi 1 (satu) saham milik Negara Republik Indonesia dalam Bank menjadi 1 (satu) saham Seri A Dwiwarna dan seluruh saham yang dimiliki pemegang saham lain menjadi saham biasa Seri B.

Perubahan ini diterima dan dicatat oleh Menteri Hukum dan Hak Asasi Manusia Republik Indonesia No. AHU-AH.01.03-0269107 tanggal 22 Juli 2022.

Perubahan Anggaran Dasar Bank mengenai penyesuaian Anggaran Dasar BSI dengan ketentuan-ketentuan baru yang terkait dengan BSI sebagai Bank Umum Syariah yang dituangkan dalam Akta Pernyataan Keputusan Rapat Perubahan Anggaran Dasar PT Bank Syariah Indonesia Tbk No. 37 tanggal 17 Mei 2024 yang dibuat dihadapan Notaris Ashoya Ratam, S.H., M.Kn. notaris di Jakarta. Perubahan ini telah mendapatkan persetujuan dari Menteri Hukum dan Hak Asasi Manusia Republik Indonesia No. AHU-0035266.AH.01.02.Tahun 2024 tanggal 13 Juni 2024 dan telah diterima serta dicatat oleh Menteri Hukum dan Hak Asasi Manusia Republik Indonesia No. AHU-AH.01.03-0145286 tanggal 13 Juni 2024.

Selanjutnya perubahan Anggaran Dasar terakhir diputuskan dalam RUPS Luar Biasa BSI tanggal 22 Desember 2025, dengan keputusannya antara lain menyetujui perubahan Anggaran Dasar Perseroan dalam rangka penyesuaian dengan peraturan perundang-undangan dan kebijakan antara lain (a) Undang-Undang Nomor 19 Tahun 2003 tentang Badan Usaha Milik Negara sebagaimana diubah terakhir dengan Undang Undang Nomor 16 Tahun 2025 tentang Perubahan keempat atas Undang-Undang Nomor 19 Tahun 2003 tentang Badan Usaha

***1. GENERAL** (continued)*

***a. Bank establishment and general information** (continued)*

In June 2022, there was change in the shares classification in the Articles of Association as stated in the Deed of Statement of Meeting Resolutions on the Amendments to the Articles of Association of PT Bank Syariah Indonesia Tbk No.146 dated 24 June 2022 made before Notary Jose Dima Satria, S.H., M.Kn., notary in Jakarta, in connection with:

- *the implementation of the classification of shares in the Bank into Series A Dwiwarna share which is share with special rights and Series B common share which is ordinary share; and*
- *reclassification of 1 (one) share owned by the Republic of Indonesia in the Bank into 1 (one) Series A Dwiwarna share and all shares owned by other shareholders into Series B common shares.*

This change was accepted and recorded by the Minister of Law and Human Rights of the Republic of Indonesia No. AHU-AH.01.03-0269107 dated 22 July 2022.

The amendment to the Bank's Articles of Association in relation to the amendments of BSI's Articles of Association with new provisions relating to BSI as a Sharia Commercial Bank as outlined in the Deed of Meeting Resolutions on Amendments to the Articles of Association of PT Bank Syariah Indonesia Tbk No. 37 dated 17 May 2024 made before Notary Ashoya Ratam, S.H., M.Kn. notary in Jakarta. This amendment was approved by the Minister of Law and Human Rights of the Republic of Indonesia No. AHU-0035266.AH.01.02.Year 2024 dated 13 June 2024 and was received and recorded by the Minister of Law and Human Rights of the Republic of Indonesia No. AHU-AH.01.03-0145286 dated 13 June 2024.

Subsequently, the most recent amendment to the Articles of Association was decided at the Extraordinary General Meeting of Shareholders (EGMS) of BSI on 22 December 2025, with decisions including, among others, approving changes to the Company's Articles of Association in order to comply with laws and regulations and policies, including (a) Law Number 19 of 2003 concerning State-Owned Enterprises, as last amended by Law Number 16 of 2025 concerning the Fourth Amendment to Law Number 19 of 2003 concerning State-Owned Enterprises, and (b) Financial Services

1. UMUM (lanjutan)

a. Pendirian Bank dan informasi umum (lanjutan)

Milik Negara dan (b) Peraturan Otoritas Jasa Keuangan Nomor 2 Tahun 2024 mengenai Penerapan Tata Kelola Syariah Bagi Bank Umum Syariah dan Unit Usaha Syariah berikut peraturan pelaksanaannya.

Berdasarkan pasal 3 Anggaran Dasar Bank yang terakhir, ruang lingkup kegiatan Bank adalah menyelenggarakan usaha perbankan dengan prinsip Syariah.

PT Bank Syariah Indonesia Tbk (BSI) melaksanakan layanan bullion berdasarkan persetujuan OJK sebagaimana Surat OJK No S-53/PB.22/2025 tanggal 12 Februari 2025 terkait Penyelenggaraan Kegiatan Usaha Bullion PT Bank Syariah Indonesia Tbk. Izin yang diperoleh BSI tersebut mencakup kegiatan perdagangan emas dan penitipan emas sesuai dengan ketentuan POJK No. 17 Tahun 2024 tentang Penyelenggaraan Kegiatan Usaha Bulion. Bank memperoleh tambahan izin layanan bulion dalam hal simpanan emas berdasarkan surat OJK No S-259/PB.22/2025 tanggal 10 November 2025.

Layanan bullion dilakukan melalui *digital channel* BYOND yang memungkinkan BSI menyediakan berbagai produk terkait emas bagi nasabahnya, seperti jual-beli, penitipan dan simpanan emas sesuai prinsip syariah.

Kantor pusat Bank berlokasi di Gedung The Tower, Jalan Gatot Subroto No. 27, Kel. Karet Semanggi, Kec. Setiabudi, Jakarta Selatan 12930.

Pada tanggal 31 Desember 2025 dan 2024, Bank memiliki jaringan unit kerja dengan rincian sebagai berikut:

***1. GENERAL** (continued)*

***a. Bank establishment and general information** (continued)*

Authority Regulation Number 2 of 2024 concerning the Implementation of Sharia Governance for Sharia Commercial Banks and Sharia Business Units, along with its implementing regulations.

According to Article 3 of the Bank's latest Articles of Association, the Bank's scope of business is to conduct banking activities based on Sharia principles.

PT Bank Syariah Indonesia Tbk (BSI) conducts bullion services based on the approval of OJK as stated in OJK Letter No. S-53/PB.22/2025 dated 12 February 2025, regarding the Implementation of Bullion Business Activities of PT Bank Syariah Indonesia Tbk. The license obtained by BSI includes gold trading and gold custody activities in accordance with the provisions of POJK No. 17 of 2024 concerning the Implementation of Bullion Business Activities. The bank obtained an additional bullion service license for gold deposits based on OJK Letter No. S-259/PB.22/2025 dated 10 November 2025.

Bullion services are conducted through the digital channel BYOND, which allows BSI to provide various gold-related products for its customers, such as buying and selling, custody, and gold deposits in accordance with Sharia principles.

The Bank's head office is located in The Tower Building, Gatot Subroto Street No. 27, Karet Semanggi Village, Setiabudi District, South Jakarta 12930.

As at 31 December 2025 and 2024, the Bank has business unit network with details as follows:

	31 Desember/ *December* 2025	**31 Desember/ *December* 2024**	
Kantor Cabang	153	153	*Branch Offices*
Kantor Cabang Pembantu	896	886	*Sub-Branch Offices*
Layanan Syariah Bank Umum	-	3,065	*Commercial Bank Sharia Services*
Kantor Cabang Luar Negeri	1	1	*Overseas Branch Office*
Kantor Fungsional	81	91	*Functional Offices*

1. UMUM (lanjutan)

b. Struktur dan manajemen

Susunan Dewan Komisaris pada tanggal 31 Desember 2025 berdasarkan Akta Pernyataan Keputusan Rapat Umum Pemegang Saham Tahunan PT Bank Syariah Indonesia Tbk No. 35 tanggal 13 Juni 2025 yang dibuat di hadapan Notaris Ashoya Ratam, S.H., M.Kn., notaris di Jakarta, adalah sebagai berikut:

***1. GENERAL** (continued)*

b. Structure and management

The composition of the Board of Commissioners as at 31 December 2025 based on the Deed of Statement of Annual General Meeting of Shareholders PT Bank Syariah Indonesia Tbk No. 35 dated 13 June 2025 made before the Notary Ashoya Ratam, S.H., M.Kn., notary in Jakarta, is as follows:

	31 Desember/*December* 2025	
Dewan Komisaris		***Board of Commissioners***
Komisaris Utama	Muhadjir Effendy	*President Commissioner*
Komisaris Independen	Felicitas Tallulembang	*Independent Commissioner*
Komisaris	Mochamad Agus Rofiudin	*Commissioner*
Komisaris	Kamaruddin Amin	*Commissioner*
Komisaris Independen	Nizar Ahmad Saputra	*Independent Commissioner*
Komisaris Independen	Addin Jauharudin[1)]	*Independent Commissioner*
Komisaris Independen	Muhammad Syafii Antonio[1)]	*Independent Commissioner*
Komisaris	Meidy Ferdiansyah[1)]	*Commissioner*

1) Diangkat dalam Rapat Umum Pemegang Saham ("RUPS") Tahunan Bank tanggal 16 Mei 2025 dan berlaku efektif setelah mendapat persetujuan dari Otoritas Jasa Keuangan atas penilaian kemampuan dan kepatutan *(fit and proper test)*.

1) Appointed at the Bank's Annual General Meeting of Shareholders ("GMS") on 16 May 2025 and effective after obtaining approval from the Financial Services Authority for the fit and proper test.

Susunan Dewan Komisaris pada tanggal 31 Desember 2024 berdasarkan Akta Pernyataan Keputusan Rapat Umum Pemegang Saham Tahunan PT Bank Syariah Indonesia Tbk No. 35 tanggal 23 Oktober 2024 yang dibuat di hadapan Notaris Ashoya Ratam, S.H., M.Kn., notaris di Jakarta, adalah sebagai berikut:

The composition of the Board of Commissioners as at 31 December 2024 based on the Deed of Statement of Annual General Meeting of Shareholders PT Bank Syariah Indonesia Tbk No. 35 dated 23 October 2024 made before the Notary Ashoya Ratam, S.H., M.Kn., notary in Jakarta, is as follows:

	31 Desember/*December* 2024	
Dewan Komisaris		***Board of Commissioners***
Komisaris Utama/ Komisaris Independen	Muliaman D. Hadad	*President Commissioner/ Independent Commissioner*
Wakil Komisaris Utama/ Komisaris Independen	Adiwarman Azwar Karim	*Vice President Commissioner/ Independent Commissioner*
Komisaris	Suyanto	*Commissioner*
Komisaris	Masduki Baidlowi	*Commissioner*
Komisaris	Abu Rokhmad	*Commissioner*
Komisaris	Fauzi[1)]	*Commissioner*
Komisaris	Nazaruddin[1)]	*Commissioner*
Komisaris Independen	Komaruddin Hidayat	*Independent Commissioner*
Komisaris Independen	Mohamad Nasir	*Independent Commissioner*
Komisaris Independen	Felicitas Tallulembang[1)]	*Independent Commissioner*

1) Diangkat dalam Rapat Umum Pemegang Saham ("RUPS") Tahunan Bank tanggal 17 Mei 2024 dan telah mendapatkan persetujuan Otoritas Jasa Keuangan ("OJK") sesuai dengan Surat Keputusan Dewan Komisioner OJK No. KEPR-170/D.03/2024 tanggal 9 Desember 2024, KEPR-171/D.03/2024 tanggal 9 Desember 2024, dan KEPR-172/D.03/2024 tanggal 9 Desember 2024.

1) Appointed at the Bank's Annual General Meeting of Shareholders ("GMS") on 17 May 2024 and has received approval from the Financial Services Authority ("OJK") in accordance with OJK Board of Commissioners Decree No. KEPR-170/D.03/2024 dated 9 December 2024, KEPR-171/D.03/2024 dated 9 December 2024, and KEPR-172/D.03/2024 dated 9 December 2024.

1. UMUM (lanjutan)

b. Struktur dan manajemen (lanjutan)

Susunan Direksi Bank pada tanggal 31 Desember 2025 berdasarkan Akta Pernyataan Keputusan Rapat Umum Pemegang Saham Tahunan PT Bank Syariah Indonesia Tbk No. 35 tanggal 13 Juni 2025 yang dibuat di hadapan Notaris Ashoya Ratam, S.H., M.Kn., notaris di Jakarta, adalah sebagai berikut:

***1. GENERAL** (continued)*

***b. Structure and management** (continued)*

The composition of the Board of Directors of the Bank as at 31 December 2025 based on the Deed of Statement of Resolutions of the Annual General Meeting of Shareholders of PT Bank Syariah Indonesia Tbk No. 35 dated 13 June 2025 made before the Notary Ashoya Ratam, S.H., M.Kn., notary in Jakarta, is as follows:

	31 Desember/*December* 2025	
Direksi		***Board of Directors***
Direktur Utama	Anggoro Eko Cahyo	*President Director*
Wakil Direktur Utama	Bob Tyasika Ananta	*Vice President Director*
Direktur Sales & Distribution	Anton Sukarna	*Sales & Distribution Director*
Direktur Finance & Strategy	Ade Cahyo Nugroho	*Finance & Strategy Director*
Direktur Wholesale Transaction Banking	Zaidan Novari	*Wholesale Transaction Banking Director*
Direktur Risk Management	Grandhis Helmi Harumansyah	*Risk Management Director*
Direktur Retail Banking	Kemas Erwan Husainy	*Retail Banking Director*
Direktur Compliance & Human Capital	Arief Adhi Sanjaya	*Compliance & Human Capital Director*
Direktur Information Technology	Muharto Hadi Suprapto	*Direktur Information Technology*
Direktur Treasury & International Banking	Firman Nugraha	*Treasury & International Banking Director*

Susunan Direksi Bank pada tanggal 31 Desember 2024 berdasarkan Akta Pernyataan Keputusan Rapat Umum Pemegang Saham Tahunan PT Bank Syariah Indonesia Tbk No. 35 tanggal 23 Oktober 2024 yang dibuat di hadapan Notaris Ashoya Ratam, S.H., M.Kn., notaris di Jakarta, adalah sebagai berikut:

The composition of the Board of Directors of the Bank as at 31 December 2024 based on the Deed of Statement of Resolutions of the Annual General Meeting of Shareholders of PT Bank Syariah Indonesia Tbk No. 35 dated 23 October 2024 made before the Notary Ashoya Ratam, S.H., M.Kn., notary in Jakarta, is as follows:

	31 Desember/*December* 2024	
Direksi		***Board of Directors***
Direktur Utama	Hery Gunardi	*President Director*
Wakil Direktur Utama	Bob Tyasika Ananta	*Vice President Director*
Direktur Finance & Strategy	Ade Cahyo Nugroho	*Finance & Strategy Director*
Direktur Sales & Distribution	Anton Sukarna	*Sales & Distribution Director*
Direktur Wholesale Transaction Banking	Zaidan Novari	*Wholesale Transaction Banking Director*
Direktur Information Technology	Saladin D. Effendi	*Information Technology Director*
Direktur Risk Management	Grandhis Helmi Harumansyah	*Risk Management Director*
Direktur Compliance & Human Capital	Tribuana Tunggadewi	*Compliance & Human Capital Director*
Direktur Retail Banking	Harry Gusti Utama[1)]	*Retail Banking Director*
Direktur Treasury & International Banking	Ari Rizaldi[1)]	*Treasury & International Banking Director*

1) Diangkat dalam RUPS Tahunan Bank tanggal 17 Mei 2024 dan telah mendapatkan persetujuan OJK sesuai dengan Surat Keputusan Dewan Komisioner OJK No. KEPR-117/D.03/2024 tanggal 7 Oktober 2024 dan KEPR-116/D.03/2024 tanggal 7 Oktober 2024.

1) Appointed at the Bank's Annual GMS on 17 May 2024 and has received approval from OJK in accordance with OJK Board of Commissioners Decree No. KEPR-117/D.03/2024 dated 7 October 2024 and KEPR-116/D.03/2024 dated 7 October 2024.

1. UMUM (lanjutan)

b. Struktur dan manajemen (lanjutan)

Susunan Dewan Pengawas Syariah Bank pada tanggal 31 Desember 2025 berdasarkan Akta Pernyataan Keputusan Rapat Umum Pemegang Saham Tahunan PT Bank Syariah Indonesia Tbk No. 7 tanggal 5 Maret 2025 yang dibuat di hadapan Notaris Ashoya Ratam, S.H., M.Kn., notaris di Jakarta, adalah sebagai berikut:

***1. GENERAL** (continued)*

***b. Structure and management** (continued)*

The composition of the Bank's Sharia Supervisory Board as at 31 December 2025 based on the Deed of Decision of the Annual General Meeting of Shareholders of PT Bank Syariah Indonesia Tbk No. 7 dated 5 March 2025 which was made before the Notary Ashoya Ratam, S.H., M.Kn., notary in Jakarta, is as follows:

	31 Desember/*December* 2025	
Dewan Pengawas Syariah		***Sharia Supervisory Board***
Ketua	Hasanudin	*Chairman*
Anggota	Mohamad Hidayat	*Member*
Anggota	Oni Sahroni	*Member*
Anggota	Abdul Ghofur Maimoen	*Member*
Anggota	Jaih Mubarok	*Member*

Susunan Dewan Pengawas Syariah Bank pada tanggal 31 Desember 2024 berdasarkan Akta Pernyataan Keputusan Rapat Umum Pemegang Saham Tahunan PT Bank Syariah Indonesia Tbk No. 35 tanggal 23 Oktober 2024 yang dibuat di hadapan Notaris Ashoya Ratam, S.H., M.Kn., notaris di Jakarta, adalah sebagai berikut:

The composition of the Bank's Sharia Supervisory Board as at 31 December 2024 based on the Deed of Decision of the Annual General Meeting of Shareholders of PT Bank Syariah Indonesia Tbk No. 35 dated 23 October 2024 which was made before the Notary Ashoya Ratam, S.H., M.Kn., notary in Jakarta, is as follows:

	31 Desember/*December* 2024	
Dewan Pengawas Syariah		***Sharia Supervisory Board***
Ketua	Hasanudin	*Chairman*
Anggota	Mohamad Hidayat	*Member*
Anggota	Oni Sahroni	*Member*
Anggota	Jaih Mubarok[1)]	*Member*
Anggota	Abdul Ghofur Maimoen[2)]	*Member*

1) Diangkat dalam RUPS Tahunan Bank tanggal 17 Mei 2024 dan telah mendapatkan persetujuan dari OJK sesuai dengan surat No. SR-450/PB.02/2024 tanggal 14 Oktober 2024.

2) Diangkat dalam RUPS Tahunan tanggal 17 Mei 2024 dan telah mendapatkan persetujuan Otoritas Jasa Keuangan ("OJK") sesuai dengan Surat No. SR-13/PB.02/2025 tanggal 9 Januari 2025.

1) Appointed at the Bank's Annual GMS on 17 May 2024 and has received approval from the OJK in accordance with letter No. SR-450/PB.02/2024 dated 14 October 2024.

2) Appointed at the Annual GMS on 17 May 2024 and has received approval from the OJK in accordance with letter No. SR-13/PB.02/2025 dated 9 January 2025.

Susunan Komite Audit Bank pada tanggal 31 Desember 2025 berdasarkan Surat Keputusan Direksi No. Kep: 04/440-KEP/DIR tanggal 19 Juni 2025 dan Surat Dewan Komisaris No. 05/026-3/KOM tanggal 26 Mei 2025 adalah sebagai berikut:

The composition of the Bank's Audit Committee as at 31 December 2025 based on the Decree of the Board of Directors No. Kep: 04/440-KEP/DIR dated 19 June 2025 and the Letter of the Board of Commissioners No. 05/026-3/KOM dated 26 May 2025 as follows:

	31 Desember/*December* 2025	
Komite Audit		***Audit Committee***
Ketua	Felicitas Tallulembang	*Chairman*
Anggota	Nizar Ahmad Saputra	*Member*
Anggota	Muhammad Syafii Antonio[1)]	*Member*
Anggota	Addin Jauharudin[1)]	*Member*
Anggota	Suharto	*Member*
Anggota	Mahfud Sholihin	*Member*

1) Diangkat dalam Rapat Umum Pemegang Saham ("RUPS") Tahunan Bank tanggal 16 Mei 2025 dan berlaku efektif setelah mendapat persetujuan dari Otoritas Jasa Keuangan atas penilaian kemampuan dan kepatutan (fit and proper test).

1) Appointed at the Bank's Annual General Meeting of Shareholders ("GMS") on 16 May 2025 and effective after obtaining approval from the Financial Services Authority for the fit and proper test.

1. UMUM (lanjutan)

b. Struktur dan manajemen (lanjutan)

Susunan Komite Audit Bank pada tanggal 31 Desember 2024 berdasarkan Surat Keputusan Direksi No. Kep: 04/200-KEP/DIR tanggal 31 Mei 2024 dan Surat Dewan Komisaris No. 04/017-3/KOM tanggal 31 Mei 2024 adalah sebagai berikut:

***1. GENERAL** (continued)*

***b. Structure and management** (continued)*

The composition of the Bank's Audit Committee as at 31 December 2024 based on the Decree of the Board of Directors No. Kep: 04/200-KEP/DIR dated 31 May 2024 and the Letter of the Board of Commissioners No. 04/017-3/KOM dated 31 May 2024 as follows:

	31 Desember/*December* 2024	
Komite Audit		***Audit Committee***
Ketua	Mohamad Nasir	*Chairman*
Anggota	Muliaman D. Hadad	*Member*
Anggota	Adiwarman Azwar Karim	*Member*
Anggota	Komaruddin Hidayat	*Member*
Anggota	Felicitas Tallulembang[1)]	*Member*
Anggota	Suharto	*Member*
Anggota	Rahmatina Awaliah Kasri	*Member*

1) Diangkat dalam RUPS Tahunan tanggal 17 Mei 2024 dan telah mendapatkan persetujuan dari OJK sesuai dengan Surat Keputusan Dewan Komisioner OJK No. KEPR-172/D.03/2024 tanggal 9 Desember 2024.

1) Appointed at the Bank's Annual GMS on 17 May 2024 and has received approval from OJK in accordance with OJK Board of Commissioners Decree No. KEPR-172/D.03/2024 dated 9 December 2024.

Pada tanggal 31 Desember 2025 dan 2024 Sekretaris Perusahaan dari Bank adalah Wisnu Sunandar.

On 31 December 2025 and 2024, Corporate Secretary of the Bank is Wisnu Sunandar.

Berdasarkan kebijakan Bank, manajemen kunci Bank mencakup anggota Dewan Komisaris dan Direksi.

Based on the Bank's policies, key management of the Bank consists of members of the Board of Commissioners and Board of Directors.

Gaji dan kompensasi lainnya yang dibayarkan kepada Dewan Komisaris dan Direksi untuk tahun yang berakhir pada 31 Desember 2025 dan 2024 sebesar Rp186.954 dan Rp159.386.

Salaries and other compensation paid to the Board of Commissioners and the Board of Directors for the year ended 31 Desember 2025 and 2024 are Rp186,954 and Rp159,386.

Jumlah karyawan tetap Bank pada tanggal 31 Desember 2025 dan 2024 masing-masing sebanyak 16.274 dan 16.691 orang.

As at 31 December 2025 and 2024, the Bank has 16,274 and 16,691 employees, respectively.

c. Penawaran Umum Perdana Saham

Pada bulan Mei 2018, BRIS melakukan penawaran umum perdana saham meliputi 2.623.350.600 lembar saham baru dengan nilai nominal Rp500 (nilai penuh) per lembar saham dengan harga jual Rp510 (nilai penuh) per lembar saham kepada masyarakat di Indonesia. Bank telah mendapatkan surat pernyataan efektif pendaftaran PT Bank BRISyariah Tbk atas penawaran umum perdana saham dari OJK No. S.37/D.04/2018 tanggal 30 April 2018. Saham yang ditawarkan tersebut mulai dicatatkan dan diperdagangkan di Bursa Efek Indonesia ("BEI") pada tanggal 9 Mei 2018.

c. Initial Public Offering ("IPO")

In May 2018, BRIS undertook the initial public offering of PT Bank BRIsyariah Tbk shares included 2,623,350,600 new shares with a nominal value of Rp500 (full amount) per share at a selling price of Rp510 (full amount) per share to the public in Indonesia. The Bank has received an effective registration statement letter of PT Bank BRISyariah Tbk regarding the initial public offering of shares from OJK No. S.37/D.04/2018 dated 30 April 2018. The offered shares began to be listed and traded on the Indonesia Stock Exchange ("IDX") on 9 May 2018.

1. UMUM (lanjutan)

d. Penawaran Umum Saham Terbatas

Pada bulan Desember 2022, Bank meningkatkan modal ditempatkan dan disetor melalui Penambahan Modal dengan Hak Memesan Efek Terlebih Dahulu I ("PMHMETD" I), sesuai hasil keputusan Rapat Umum Pemegang Saham Luar Biasa ("RUPSLB") tanggal 23 September 2022. Dari PMHMETD I, Bank telah meningkatkan jumlah modal sahamnya sebanyak 4.999.952.795 lembar saham Seri B (nilai penuh) dengan nilai nominal per lembar saham Rp500 (nilai penuh), dari Rp20.564.654 menjadi Rp23.064.630, sebagaimana tercantum pada Akta No. 191 tanggal 29 Desember 2022, Notaris Jose Dima Satria, S.H., M.Kn., di Jakarta. Bank telah mendapatkan surat pernyataan efektif pendaftaran sehubungan dengan PMHMETD I kepada para pemegang saham Bank dari OJK dengan No. S.256/D.04/2022 tanggal 5 Desember 2022.

***1. GENERAL** (continued)*

d. Limited Public Offering

In December 2022, the Bank increased additional paid-in capital through Right Issue with Pre-Emptive Rights I ("PMHMETD" I), in accordance with the results of the Extraordinary General Meeting of Shareholder ("EGMS") dated September 23, 2022. From PMHMETD I, the Bank has increased its share capital by 4,999,952,795 Series B shares (full amount) with a nominal value of Rp500 per share (full amount), from Rp20,564,654 to Rp23,064,630, as stated in Notarial Deed No. 191 dated December 29, 2022 of Notary Jose Dima Satria, S.H., M.Kn., in Jakarta. The Bank has received an effective registration statement letter regarding PMHMETD I to the Banks' shareholders from OJK No. S.256/D.04/2022 dated December 5, 2022.

2. KEBIJAKAN AKUNTANSI MATERIAL

Laporan keuangan Bank diselesaikan dan diotorisasi untuk terbit oleh Direksi pada tanggal 4 Februari 2026.

Kebijakan akuntansi material yang diterapkan dalam penyusunan laporan keuangan Bank adalah seperti dijabarkan di bawah ini:

a. Dasar penyusunan laporan keuangan

Berikut ini adalah ikhtisar kebijakan akuntansi material yang diterapkan dalam penyusunan laporan keuangan Bank yang disusun berdasarkan Standar Akuntansi Keuangan di Indonesia yang mencakup Pernyataan Standar Akuntansi Keuangan ("PSAK"), Pernyataan Standar Akuntansi Keuangan Syariah ("PSAK Syariah"), Interpretasi Standar Akuntansi Keuangan ("ISAK") yang diterbitkan oleh Ikatan Akuntan Indonesia, Pedoman Akuntansi Perbankan Syariah Indonesia ("PAPSI Revisi 2013") serta peraturan regulator pasar modal yaitu Peraturan No. VIII.G.7 tentang "Penyajian dan Pengungkapan Laporan Keuangan Emiten dan Perusahaan Publik", yang terlampir dalam surat keputusan No. KEP-347/BL/2012. Peraturan tersebut sekarang merupakan regulasi dari Otoritas Jasa Keuangan ("OJK").

2. MATERIAL ACCOUNTING POLICIES

The financial statements of the Bank are completed and authorised for issuance by the Board of Directors on 4 February 2026.

The material accounting policies adopted in preparing the Bank's financial statements are set out below:

a. Basis of preparation of financial statements

Presented below are the material accounting policies applied in the preparation of the financial statements of the Bank in accordance with Indonesian Financial Accounting Standards which comprise of Statements of Financial Accounting Standards ("SFAS"), Statements of Sharia Financial Accounting Standards ("SFAS Sharia"), Interpretation of Financial Accounting Standards ("ISAK") issued by Institute of Indonesian Chartered Accountant, Indonesia Sharia Banking Accounting Guidelines ("PAPSI Revised 2013") as well as capital market regulator regulations, which is Regulation No. VIII.G.7 regarding "Financial Statements Presentation and Disclosure of Issuers or Public Companies", enclosed in the decision letter No. KEP-347/BL/2012. The regulation is now a regulation under Indonesian Financial Services Authority ("OJK").

2. KEBIJAKAN AKUNTANSI MATERIAL (lanjutan)

a. Dasar penyusunan laporan keuangan (lanjutan)

Laporan keuangan disusun sesuai dengan PSAK 401, "Penyajian Laporan Keuangan Syariah". Berdasarkan PSAK 401, laporan keuangan bank syariah yang lengkap terdiri dari komponen-komponen sebagai berikut:

(i) Laporan posisi keuangan;
(ii) Laporan laba rugi dan penghasilan komprehensif lain;
(iii) Laporan perubahan ekuitas;
(iv) Laporan arus kas;
(v) Laporan rekonsiliasi pendapatan dan bagi hasil;
(vi) Laporan sumber dan penyaluran dana zakat;
(vii) Laporan sumber dan penggunaan dana kebajikan; dan
(viii) Catatan atas laporan keuangan.

Laporan posisi keuangan, laporan laba rugi dan penghasilan komprehensif lain, laporan arus kas dan laporan perubahan ekuitas merupakan laporan keuangan yang mencerminkan kegiatan komersial Bank sesuai prinsip syariah.

Laporan keuangan disajikan berdasarkan nilai historis, kecuali disebutkan lain sebagaimana diuraikan dalam kebijakan akuntansi masing-masing akun tersebut, dan disusun dengan dasar akrual, kecuali laporan arus kas dan laporan rekonsiliasi pendapatan dan bagi hasil.

Laporan arus kas disusun dengan mengelompokkan arus kas dalam aktivitas operasi, investasi dan pendanaan. Arus kas dari aktivitas operasi disusun dengan menggunakan metode langsung. Untuk penyajian laporan arus kas, kas dan setara kas terdiri dari kas, giro dan penempatan pada Bank Indonesia, giro pada bank lain, dan penempatan pada bank lain yang jatuh tempo dalam 3 (tiga) bulan dari tanggal akuisisi.

Laporan rekonsiliasi pendapatan dan bagi hasil merupakan rekonsiliasi antara pendapatan bank syariah yang menggunakan dasar akrual (*accrual basis*) dengan pendapatan yang dibagihasilkan kepada pemilik dana yang menggunakan dasar kas (*cash basis*).

***2. MATERIAL ACCOUNTING POLICIES** (continued)*

***a. Basis of preparation of financial statements** (continued)*

The financial statements are prepared in accordance with SFAS 401, "Presentation of Sharia Financial Statements". Based on SFAS 401, a complete sharia bank financial statements consist of the following components:

(i) Statements of financial position;
(ii) Statements of profit or loss and other comprehensive income;
(iii) Statements of changes in equity;
(iv) Statements of cash flows;
(v) Statements of reconciliation of income and revenue sharing;
(vi) Statements of sources and distribution of zakat funds;
(vii) Statements of sources and uses of qardhul hasan funds; and
(viii) Notes to the financial statements.

The statements of financial position, statements of profit or loss and other comprehensive income, statements of cash flows and statements of changes in equity are the financial statements reflecting the Bank's commercial activities in accordance with sharia principle.

The financial statements are presented on a historical cost basis, unless stated otherwise as described in the accounting policy for each account, and prepared on accrual basis, except for statements of cash flows and statements of reconciliation of income and revenue sharing.

The statements of cash flows are prepared by classifying cash flows into operating, investing and financing activities. Cash flows from operating activities are prepared using the direct method. For the presentation of statements of cash flows, cash and cash equivalents consist of cash, current accounts and placements with Bank Indonesia, current accounts with other banks and placements with other banks with maturities of 3 (three) months from the date of acquisition.

The statements of reconciliation of income and revenue sharing represents the reconciliation between income of sharia bank under accrual basis and income distributed to fund owners under cash basis.

2. KEBIJAKAN AKUNTANSI MATERIAL (lanjutan)

a. Dasar penyusunan laporan keuangan (lanjutan)

Laporan sumber dan penyaluran dana zakat dan laporan sumber dan penggunaan dana kebajikan merupakan laporan keuangan yang mencerminkan peran Bank sebagai pemegang amanah dana kegiatan sosial yang dikelola secara terpisah.

Laporan sumber dan penyaluran dana zakat merupakan laporan yang menunjukkan sumber dan penyaluran dana zakat dalam jangka waktu tertentu, serta dana zakat yang belum disalurkan pada tanggal tertentu.

Laporan sumber dan penggunaan dana kebajikan menunjukkan sumber dan penggunaan dana kebajikan dalam jangka waktu tertentu serta saldo dana kebajikan pada tanggal tertentu.

Zakat adalah sebagian dari harta yang wajib dikeluarkan oleh *muzakki* (pembayar zakat) untuk diserahkan kepada *mustahiq* (penerima zakat). Sumber dana zakat, *infaq* dan *shadaqah* berasal dari Bank dan pihak lain yang diterima Bank untuk disalurkan kepada pihak yang berhak sesuai dengan prinsip syariah.

Bank tidak secara langsung menjalankan fungsi pengelolaan dana zakat dan dana kebajikan.

Bank menyalurkan dana zakat kepada entitas pengelola zakat yaitu BAZNAS dan lembaga amil zakat.

Bank menyalurkan dana kebajikan kepada beberapa lembaga antara lain BSI Maslahat, Dompet Dhuafa, Rumah Zakat, Baznas, dan lain-lain.

Mata uang pelaporan yang digunakan dalam laporan keuangan adalah mata uang Rupiah (“Rp”) yang juga merupakan mata uang fungsional. Angka-angka yang disajikan dalam laporan keuangan, kecuali bila dinyatakan secara khusus, adalah dibulatkan dalam jutaan Rupiah.

2. MATERIAL ACCOUNTING POLICIES *(continued)*

a. Basis of preparation of financial statements *(continued)*

The statements of sources and distribution of zakat funds and statements of sources and uses of qardhul hasan funds represent the financial statements reflecting the Bank’s role as the mandate holder of social activity funds which are separately managed.

The statements of sources and distribution of zakat funds show the sources and distribution of zakat funds for a certain period, and the undistributed zakat funds on a particular date.

The statements of sources and uses of qardhul hasan funds show the sources and uses of qardhul hasan funds for a certain period, and the qardhul hasan funds balance on a particular date.

Zakat is part of the wealth which must be taken out by muzakki (the zakat payer) to be given to mustahiq (the zakat receiver). The sources of zakat, infaq and shadaqah funds are derived from the Bank and other parties to be distributed to parties eligible in accordance with sharia principle.

The Bank is not directly involved in the management of zakat and qardhul hasan funds.

The Bank distributes zakat funds to the zakat management entity, namely BAZNAS and amil zakat institution.

The Bank distributes qardhul hasan funds to several institutions among others BSI Maslahat, Dompet Dhuafa, Rumah Zakat, Baznas, and etc.

The reporting currency used in the financial statements is Rupiah (“Rp”) which is also the Bank’s functional currency. The figures presented in the financial statements, unless otherwise stated, are rounded in millions of Rupiah.

2. KEBIJAKAN AKUNTANSI MATERIAL (lanjutan)

b. Perubahan Pernyataan Standar Akuntansi Keuangan ("PSAK") dan Interpretasi Standar Akuntansi Keuangan ("ISAK")

Pada tanggal 1 Januari 2025, terdapat standar baru dan penyesuaian atau amendemen terhadap standar yang masih berlaku dan berlaku efektif sejak tanggal tersebut sebagai berikut:

- Amendemen PSAK 221: "Pengaruh Perubahan Kurs Valuta Asing" tentang kekurangan ketertukaran.

Implementasi dari standar tersebut tidak menghasilkan perubahan substansial terhadap kebijakan akuntansi Bank dan tidak memiliki dampak yang material terhadap laporan keuangan Bank di tahun berjalan atau tahun sebelumnya.

c. Transaksi dengan pihak berelasi

Bank melakukan transaksi dengan pihak-pihak berelasi seperti yang didefinisikan dalam PSAK 224 tentang "Pengungkapan Pihak-pihak Berelasi" dan Peraturan No. VIII.G.7 tentang "Penyajian dan Pengungkapan Laporan Keuangan Emiten atau Perusahaan Publik".

Suatu pihak dianggap pihak berelasi dengan Bank jika:

(1) langsung, atau tidak langsung yang melalui satu atau lebih perantara, suatu pihak: (i) mengendalikan, atau dikendalikan oleh, atau berada di bawah pengendalian bersama, dengan Bank; (ii) memiliki kepentingan dalam Bank yang memberikan pengaruh signifikan atas Bank; atau (iii) memiliki pengendalian bersama atas Bank;
(2) suatu pihak yang berada dalam kelompok usaha yang sama dengan Bank;
(3) suatu pihak adalah ventura bersama dimana Bank sebagai venturer;
(4) suatu pihak adalah anggota dari personil manajemen kunci Bank;
(5) suatu pihak adalah anggota keluarga dekat dari individu yang diuraikan dalam butir (1) atau (4);

***2. MATERIAL ACCOUNTING POLICIES** (continued)*

b. Changes to Statements of Financial Accounting Standards ("SFAS") and Interpretations of Financial Accounting Standards ("IFAS")

On 1 January 2025, there were new standards and adjustments or amendments for prevailing standards and effective since that date as follows:

- *Amendment of SFAS 221: "Effect of Changes in Foreign Exchange Rates" regarding the lack of convertibility.*

The implementation of the above standard did not result in substantial changes to the Bank's accounting policies and had no material impact to the Bank's financial statements for current period of prior financial years.

c. Transactions with related parties

The Bank enters into transactions with parties which are defined as related parties in accordance with SFAS 224 regarding "Related Party Disclosures" and Regulation No. VIII.G.7 regarding "Financial Statements Presentation and Disclosure of Issuers or Public Companies".

A party is considered as a related party of the Bank if:

(1) directly or indirectly through one or more intermediaries, the party: (i) controls, or is controlled by, or under common control with the Bank; (ii) has an interest in the Bank that provides significant influence to the Bank; or (iii) has joint control over the Bank;
(2) it is a member of the same group as the Bank;
(3) it is a joint venture in which the Bank acts as a venturer;
(4) it is a member of the key management personnel of the Bank;
(5) it is a close family member of an individual as described in point (1) or (4);

2. KEBIJAKAN AKUNTANSI MATERIAL (lanjutan)

c. Transaksi dengan pihak berelasi (lanjutan)

Suatu pihak dianggap pihak berelasi dengan Bank jika: (lanjutan)

(6) suatu pihak adalah entitas yang dikendalikan, dikendalikan bersama atau dipengaruhi signifikan oleh atau untuk pihak yang memiliki hak suara signifikan pada beberapa entitas, langsung maupun tidak langsung, yaitu individu seperti diuraikan dalam butir (4) atau (5); dan
(7) suatu pihak adalah suatu program imbalan pasca kerja untuk imbalan kerja dari Bank atau entitas yang terkait dengan Bank.

Seluruh transaksi dan saldo yang material dengan pihak berelasi diungkapkan dalam catatan atas laporan keuangan yang relevan dan rinciannya telah disajikan dalam Catatan 45 atas laporan keuangan.

d. Cadangan kerugian penurunan nilai

Piutang *murabahah*

Bank menghitung cadangan kerugian penurunan nilai individual untuk piutang *murabahah* sesuai dengan ketentuan di PSAK 402 "Akuntansi *Murabahah*", ISAK 402 "Penurunan Nilai Piutang *Murabahah*", dan PAPSI Revisi 2013.

Bank mengevaluasi apakah terdapat bukti objektif bahwa aset keuangan mengalami penurunan nilai pada setiap tanggal laporan posisi keuangan.

Aset keuangan mengalami penurunan nilai jika bukti objektif menunjukkan bahwa peristiwa yang merugikan telah terjadi setelah pengakuan awal aset keuangan dan peristiwa tersebut berdampak pada arus kas masa datang atas aset keuangan yang dapat diestimasi secara andal.

Kriteria yang digunakan oleh Bank untuk menentukan bukti objektif dari penurunan nilai adalah sebagai berikut:

(1) kesulitan keuangan signifikan yang dialami penerbit atau pihak peminjam;
(2) pelanggaran kontrak, seperti terjadinya wanprestasi atau tunggakan pembayaran pokok atau margin;
(3) pihak pemberi pinjaman, dengan alasan ekonomi atau hukum sehubungan dengan kesulitan keuangan yang dialami pihak peminjam, memberikan keringanan (konsesi) pada pihak peminjam yang tidak mungkin diberikan jika pihak peminjam tidak mengalami kesulitan tersebut;

***2. MATERIAL ACCOUNTING POLICIES** (continued)*

***c. Transactions with related parties** (continued)*

A party is considered as a related party of the Bank if: (continued)

(6) it is an entity that is controlled, jointly controlled or significantly influenced by or for whom has significant voting rights in several entities, directly or indirectly, by the individuals described in point (4) or (5); and

(7) it is a post-employment benefit plan program for the employee benefit of either the Bank or entities related to the Bank.

All material transactions and balances with related parties are disclosed in the relevant notes to the financial statements and the details are presented in Note 45 of the financial statements.

d. Allowance for impairment losses

Murabahah receivables

The Bank calculates individual allowance for impairment losses for murabahah receivable in accordance with SFAS 402 "Accounting for Murabahah", IFAS 402 "Impairment of Murabahah Receivables", and PAPSI Revised 2013.

The Bank assesses whether there is any objective evidence that a financial asset is impaired at each statement of financial position date.

Financial assets are impaired when an objective evidence demonstrates that a loss event has occurred after the initial recognition of the asset and that the loss event has an impact on the future cash flows of the financial asset that can be estimated reliably.

The criteria used by the Bank to determine objective evidence of impairment are as follows:

(1) significant financial difficulty of the issuer or obligor;
(2) a breach of contract, such as a default or arrears on principal or margin payments;
(3) the lender, for economic or legal reasons relating to the debtor's financial difficulty, grants the debtor a concession that the lender would not otherwise consider;

2. KEBIJAKAN AKUNTANSI MATERIAL (lanjutan)

d. Cadangan kerugian penurunan nilai (lanjutan)

Piutang *murabahah* (lanjutan)

Kriteria yang digunakan oleh Bank untuk menentukan bukti objektif dari penurunan nilai adalah sebagai berikut: (lanjutan)

(4) terdapat kemungkinan bahwa pihak peminjam akan dinyatakan pailit atau melakukan reorganisasi keuangan lainnya;
(5) hilangnya pasar aktif dari aset keuangan akibat kesulitan keuangan;
(6) data yang dapat diobservasi mengindikasikan adanya penurunan yang dapat diukur atas estimasi arus kas masa datang dari kelompok aset keuangan sejak pengakuan awal aset dimaksud, meskipun penurunannya belum dapat diidentifikasi terhadap aset keuangan secara individual dalam kelompok aset tersebut;
(7) memburuknya status pembayaran pihak peminjam dalam kelompok tersebut; dan
(8) kondisi ekonomi nasional atau lokal yang berkorelasi dengan wanprestasi atas aset dalam kelompok tersebut.

Bank pertama kali menentukan apakah terdapat bukti objektif penurunan nilai secara individual atas aset keuangan yang signifikan dan secara kolektif untuk aset keuangan yang tidak signifikan secara individual.

Jika Bank menentukan tidak terdapat bukti objektif mengenai penurunan nilai atas aset keuangan yang dinilai secara individual, terlepas aset keuangan tersebut signifikan atau tidak, maka Bank memasukkan aset tersebut ke dalam kelompok aset keuangan yang memiliki karakteristik risiko pembiayaan yang serupa dan menilai penurunan nilai kelompok tersebut secara kolektif. Aset keuangan yang penurunan nilainya dilakukan secara individual, dan untuk itu kerugian penurunan nilai telah diakui atau tetap diakui, tidak termasuk dalam penilaian penurunan nilai secara kolektif.

Bank menetapkan piutang *murabahah* yang harus dievaluasi penurunan nilainya secara individual, jika memenuhi salah satu kriteria di bawah ini:

(1) piutang *murabahah* memiliki kolektibilitas kurang lancar, diragukan dan macet, dan memiliki saldo nilai piutang secara individual di atas atau sama dengan Rp10.000; atau
(2) piutang *murabahah* yang direstrukturisasi atau pernah direstrukturisasi dan yang secara individual memiliki saldo nilai piutang di atas Rp10.000.

2. MATERIAL ACCOUNTING POLICIES *(continued)*

d. Allowance for impairment losses *(continued)*

Murabahah receivables (continued)

The criteria used by the Bank to determine objective evidence of impairment are as follows: (continued)

(4) it becomes probable that the debtor will enter into bankruptcy or other financial reorganisation;
(5) the disappearance of an active market of financial assets due to financial difficulties;
(6) observable data indicating that there is a measurable decrease in the estimated future cash flows from a portfolio of financial assets since the initial recognition of those assets, although the decrease cannot yet be identified individually in the portfolio;
(7) adverse changes in the payment status of debtors in the portfolio; and
(8) national or local economic conditions that correlate with breach of contract of the assets in the portfolio.

The Bank first assesses whether an objective evidence of impairment for financial assets that are individually significant and collectively for financial assets that are not individually significant.

If the Bank determines that there is no objective evidence of impairment for an individually assessed financial asset, whether significant or not, it includes the asset in a group of financial assets with similar financing risk characteristics and collectively assesses them for impairment. Financial assets that are individually assessed for impairment, and for which an impairment loss is or continues to be recognised is excluded in the collective assessment of impairment.

The Bank determines murabahah receivables to be evaluated for impairment through individual evaluation if one of the following criteria is met:

(1) murabahah receivables which have collectibility status as substandard, doubtful and loss, and have an individual receivables balance of above or equal to Rp10,000; or
(2) murabahah receivables that are restructured or have been restructured and which individually have a balance of receivables above or equal Rp10,000.

2. KEBIJAKAN AKUNTANSI MATERIAL (lanjutan)

d. Cadangan kerugian penurunan nilai (lanjutan)

Piutang *murabahah* (lanjutan)

Bank menetapkan piutang *murabahah* yang harus dievaluasi penurunan nilainya secara kolektif, jika memenuhi salah satu kriteria di bawah ini:

(1) piutang *murabahah* yang secara individual memiliki nilai signifikan namun tidak memiliki bukti objektif penurunan nilai;
(2) piutang *murabahah* yang secara individual memiliki nilai tidak signifikan; atau
(3) piutang *murabahah* yang direstrukturisasi yang secara individual memiliki nilai tidak signifikan.

Perhitungan cadangan kerugian penurunan nilai atas aset keuangan yang dinilai secara kolektif dikelompokkan berdasarkan karakteristik risiko piutang yang sama dengan mempertimbangkan segmentasi piutang berdasarkan pengalaman kerugian masa lalu (*probability of default*).

Bank menggunakan metode analisis migrasi yang merupakan suatu metode analisis statistik, untuk menilai cadangan kerugian penurunan nilai atas piutang yang diberikan secara kolektif. Bank menggunakan data historis 5 (lima) tahun dalam menghitung *Probability of Default* ("PD") dan *Loss Given Default* ("LGD").

Kerugian penurunan nilai atas aset keuangan yang dicatat pada biaya perolehan diamortisasi diukur sebesar selisih antara nilai tercatat aset keuangan dengan nilai kini estimasi arus kas masa datang yang didiskonto menggunakan tingkat margin efektif awal dari aset keuangan tersebut.

Kerugian yang terjadi diakui pada laporan laba rugi dan penghasilan komprehensif lain dan dicatat pada akun cadangan kerugian penurunan nilai sebagai pengurang terhadap aset keuangan yang dicatat pada biaya perolehan diamortisasi.

Penerimaan kembali atas aset keuangan yang diberikan yang telah dihapusbukukan, pada tahun berjalan dikreditkan dengan menyesuaikan akun cadangan kerugian penurunan nilai. Penerimaan kembali atas pinjaman yang diberikan yang telah dihapusbukukan pada tahun-tahun sebelumnya dicatat sebagai pendapatan operasional selain pendapatan margin.

2. MATERIAL ACCOUNTING POLICIES *(continued)*

d. Allowance for impairment losses *(continued)*

Murabahah receivables (continued)

The Bank determines murabahah receivables to be evaluated for impairment through collective evaluation if one of the following criteria is met:

(1) murabahah receivables which individually have significant value but there is no objective evidence of impairment;
(2) murabahah receivables which individually have insignificant value; or
(3) restructured murabahah receivables which individually have insignificant value.

The calculation of allowance for impairment losses on financial assets which are evaluated collectively, grouped based on similar receivable risk characteristics and taking into account the receivable segmentation on the basis of historical loss experience (probability of default).

The Bank uses the migration analysis method which is a statistical model analysis method to assess allowance for impairment losses on collective receivables. The Bank uses 5 (five) years historical data to compute for the Probability of Default ("PD") and Loss Given Default ("LGD").

Impairment losses on financial assets recorded at amortised cost are measured as the difference between the carrying amount of the financial assets and present value of estimated future cash flows discounted at the financial assets original effective margin rate.

Impairment losses are recognised in statements of profit or loss and other comprehensive income and reflected in an allowance for impairment losses account against financial assets carried at amortised cost.

The recoveries of written-off financial assets in the current year are credited by adjusting the allowance for impairment losses accounts. Recoveries of written-off loans from previous years are recorded as operating income other than margin income.

2. KEBIJAKAN AKUNTANSI MATERIAL (lanjutan)

d. Cadangan kerugian penurunan nilai (lanjutan)

Aset produktif selain piutang *murabahah*

Aset produktif selain piutang *murabahah* terdiri terdiri dari giro dan penempatan pada Bank Indonesia dalam bentuk Deposito Berjangka Syariah Bank Indonesia dan Fasilitas Simpanan Bank Indonesia Syariah ("FASBIS"), giro dan penempatan pada bank lain, investasi pada surat berharga, piutang *istishna*, pinjaman *qardh*, pembiayaan *mudharabah*, pembiayaan *musyarakah*, aset yang diperoleh untuk *ijarah*, serta komitmen dan kontinjensi yang memiliki risiko pembiayaan seperti bank garansi. Bank membentuk cadangan kerugian penurunan nilai berdasarkan estimasi kerugian aset produktif yang tidak dapat ditagih sebagaimana diatur dalam PSAK yang berlaku. Selain itu, Bank juga menerapkan Peraturan Otoritas Jasa Keuangan ("POJK") No. 02/POJK.03/2022 tanggal 31 Januari 2022 tentang "Penilaian Kualitas Aset Bank Umum Syariah dan Unit Usaha Syariah" yang berlaku efektif tanggal 7 Februari 2022.

Cadangan kerugian minimum yang harus dibentuk sesuai dengan POJK adalah sebagai berikut:

1) Cadangan umum, ditetapkan paling rendah sebesar 1% dari aset produktif yang digolongkan lancar diluar giro dan penempatan pada Bank Indonesia, surat berharga yang diterbitkan pemerintah berdasarkan prinsip syariah dan aset produktif yang dijamin dengan agunan tunai.

2) Cadangan khusus, sekurang-kurangnya sebesar:
   a) 5% dari aset produktif yang digolongkan Dalam Perhatian Khusus setelah dikurangi nilai agunan;
   b) 15% dari aset produktif yang digolongkan Kurang Lancar setelah dikurangi nilai agunan;
   c) 50% dari aset produktif yang digolongkan Diragukan setelah dikurangi nilai agunan; dan
   d) 100% dari aset produktif yang digolongkan Macet setelah dikurangi nilai agunan.

***2. MATERIAL ACCOUNTING POLICIES** (continued)*

***d. Allowance for impairment losses** (continued)*

Earning assets other than murabahah receivables

Earning assets other than murabahah receivables consist of current accounts and placements with Bank Indonesia in the form of Bank Indonesia Sharia Term Deposits and Bank Indonesia Sharia Deposit Facilities ("FASBIS"), current accounts and placements with other banks, investments in marketable securities, istishna receivables, funds of qardh, mudharabah financing, musyarakah financing, assets acquired for ijarah, and commitments and contingencies which carry financing risk, such as bank guarantees. The Bank provides the allowance for impairment losses based on the estimated losses from uncollectible amount earning assets as stipulated in the applicable SFAS. In addition, the Bank also implemented Regulation of the Financial Services Authority ("POJK") No. 02/POJK.03/2022 dated 31 January 2022 regarding "Asset Quality Ratings for Sharia Bank and Sharia Business Unit" which was effective as at 7 February 2022.

The minimum allowance to be provided in accordance with POJK is as follows:

1) General reserve, shall be no less than 1% of total earning assets classified as current, excluding current accounts and placements with Bank Indonesia, securities issued by the government based on sharia principles and part of earning assets guaranteed cash collateral.

2) Special reserves, shall be at least:
   a) 5% of earning assets classified as Special Mention after deducting the collateral value;
   b) 15% of earning assets classified as Substandard after deducting the collateral value;
   c) 50% of earning assets classified as Doubtful after deducting the collateral value; and
   d) 100% of earning assets classified as Loss after deducting the collateral value.

2. KEBIJAKAN AKUNTANSI MATERIAL (lanjutan)

d. Cadangan kerugian penurunan nilai (lanjutan)

Aset produktif selain piutang *murabahah* (lanjutan)

Kriteria penilaian nilai agunan yang dapat dikurangkan dalam pembentukan cadangan kerugian penurunan nilai sesuai dengan POJK.

Bank melakukan pengkajian kecukupan cadangan kerugian penurunan nilai atas aset produktif yang dibentuk berdasarkan POJK No. 02/POJK.03/2022 dan mempertimbangkan estimasi kerugian aset produktif yang tidak dapat ditagih.

Aset nonproduktif

Aset nonproduktif adalah aset Bank selain aset produktif yang memiliki potensi kerugian, antara lain dalam bentuk Agunan Yang Diambil Alih ("AYDA"), rekening perantara, *temporary account*, dan properti terbengkalai.

AYDA adalah aset yang diperoleh Bank, baik melalui pelelangan atau di luar pelelangan berdasarkan penyerahan secara sukarela oleh pemilik agunan atau berdasarkan kuasa untuk menjual di luar lelang dari pemilik agunan dalam hal nasabah tidak memenuhi kewajibannya kepada Bank. Bank wajib melakukan upaya penyelesaian terhadap AYDA yang dimiliki dan mendokumentasikan upaya penyelesaian AYDA.

Penetapan nilai realisasi bersih wajib dilakukan oleh penilai independen, untuk AYDA dengan nilai Rp5.000 atau lebih. Sementara untuk AYDA dengan nilai di bawah Rp5.000 dapat menggunakan penilai internal Bank.

Bank wajib menggunakan nilai yang terendah apabila terdapat beberapa nilai dari penilai independen atau penilai internal Bank.

AYDA yang telah dilakukan upaya penyelesaian, ditetapkan memiliki kualitas:

a) Lancar, apabila dimiliki sampai dengan 1 (satu) tahun.
b) Kurang Lancar, apabila dimiliki 1 (satu) tahun sampai dengan 3 (tiga) tahun.
c) Diragukan, apabila dimiliki 3 (tiga) tahun sampai dengan 5 (lima) tahun.
d) Macet, apabila dimiliki lebih dari 5 (lima) tahun.

2. MATERIAL ACCOUNTING POLICIES *(continued)*

d. Allowance for impairment losses *(continued)*

Earning assets other than murabahah receivables (continued)

The criteria for assessment of the value of collateral that can be deducted in the calculation of allowance for impairment losses are based on POJK.

The Bank conducts assessment upon the adequacy of the allowance for impairment losses on earning assets established based on POJK No. 02/POJK.03/2022 and consider the estimated loss of earning assets that is uncollectible.

Non-earning assets

Non-earning assets represent the Bank's assets other than earning assets which have potential loss such as foreclosed collaterals ("AYDA"), inter-branches account, temporary account and abandoned property.

AYDA is an asset acquired through auction or over the counter based on voluntary submission by collateral owner or based on the power of attorney to sell over the counter from collateral owner in the event of customer's failure in meeting their liabilities to the Bank. The Bank is required to settle its AYDA and prepare documentation of its effort to settle the assets.

The determination of net realisable value is required to be carried out by an independent appraiser for AYDA in the amount equivalent or more than Rp5,000. Internal appraiser of the Bank may be used for AYDA below Rp5,000.

The Bank is required to use the lowest price if there are several values proposed by the independent or internal appraiser.

AYDA which completion efforts have been made is determined to have quality as follows:

a) Current, if owned within 1 (one) year.
b) Substandard, if owned 1 (one) year to 3 (three) years.
c) Doubtful, if owned 3 (three) years to 5 (five) years.
d) Loss, if owned more than 5 (five) years.

2. KEBIJAKAN AKUNTANSI MATERIAL (lanjutan)

d. Cadangan kerugian penurunan nilai (lanjutan)

Aset nonproduktif (lanjutan)

AYDA sehubungan dengan penyelesaian pembiayaan (disajikan dalam akun aset lain) diakui sebesar nilai realisasi bersih maksimum sebesar kewajiban nasabah. Nilai realisasi bersih adalah nilai wajar aset setelah dikurangi estimasi biaya pelepasan. Setelah pengakuan awal, AYDA dicatat sebesar nilai yang lebih rendah antara nilai tercatat dengan nilai wajarnya setelah dikurangi biaya untuk menjualnya.

Rekening perantara adalah akun tagihan yang timbul dari transaksi antar kantor yang belum diselesaikan dalam jangka waktu tertentu.

Temporary account adalah akun yang digunakan dalam operasional perbankan sehari-hari yang bersifat sementara dan harus segera diselesaikan dalam jangka waktu tertentu yang telah ditetapkan oleh Bank.

Bank wajib melakukan upaya penyelesaian rekening perantara dan *temporary account*.

Kualitas rekening perantara dan *temporary account* ditetapkan sebagai berikut:
1) Lancar, apabila tercatat dalam pembukuan Bank sampai dengan 180 (seratus delapan puluh) hari.
2) Macet, apabila tercatat dalam pembukuan Bank lebih dari 180 (seratus delapan puluh) hari.

Properti terbengkalai adalah aset tetap dalam bentuk properti yang dimiliki Bank tetapi tidak digunakan untuk kegiatan usaha Bank yang lazim.

Bank wajib melakukan upaya penyelesaian properti terbengkalai.

Kualitas properti terbengkalai ditetapkan sebagai berikut:
a) Lancar, apabila dimiliki sampai dengan 1 (satu) tahun.
b) Kurang Lancar, apabila dimiliki 1 (satu) tahun sampai dengan 3 (tiga) tahun.
c) Diragukan, apabila dimiliki 3 (tiga) tahun sampai dengan 5 (lima) tahun.
d) Macet, apabila dimiliki lebih dari 5 (lima) tahun.

2. MATERIAL ACCOUNTING POLICIES *(continued)*

d. Allowance for impairment losses *(continued)*

Non-earning assets (continued)

AYDA acquired in relation to settlement of financing (presented in other assets account) are recognised at net realisable value maximum at the value of debtors' obligation. Net realisable value is the fair value of the asset after deducting the estimated disposal costs. Subsequent to initial recognition, AYDA are stated at the lower of the carrying value or the recovery value.

Inter-branch account is receivable or payable arising from inter-branch transactions that are unsettled after a certain period of time.

Temporary accounts is accounts used in daily banking operations that are temporary and must be settled immediately within a certain time period determined by the Bank.

The Bank is required to settle its inter-branch account and temporary account.

The quality of inter-branch account and temporary account are determined as:
1) Current, if the transaction has been recorded in the Bank's book up to 180 (one hundred and eighty) days.
2) Loss, if the transaction has been recorded in the Bank's book over 180 (one hundred and eighty) days.

Abandoned property is a fixed asset in the form of property owned by the Bank but not used for normal Bank business activities.

The Bank is required to settle its abandoned property.

The quality of abandoned property are determined as:
a) Current, if owned within 1 (one) year.
b) Substandard, if owned 1 (one) year to 3 (three) years.
c) Doubtful, if owned 3 (three) years to 5 (five) years.
d) Loss, if owned more than 5 (five) years.

2. KEBIJAKAN AKUNTANSI MATERIAL (lanjutan)

e. Giro dan penempatan pada Bank Indonesia

Giro dan penempatan pada Bank Indonesia terdiri dari giro *wadiah* pada Bank Indonesia dan penanaman dana pada Bank Indonesia berupa Fasilitas Simpanan Bank Indonesia Syariah ("FASBIS") dan Deposito Berjangka Syariah Bank Indonesia.

FASBIS merupakan sertifikat yang diterbitkan Bank Indonesia sebagai bukti penitipan dana berjangka pendek dengan prinsip *wadiah*. Deposito Berjangka Syariah Bank Indonesia merupakan penempatan berjangka di Bank Indonesia dengan prinsip *jualah*. Giro dan penempatan pada Bank Indonesia disajikan sebesar saldo penempatan.

f. Giro dan penempatan pada bank lain

Giro pada bank lain dinyatakan sebesar saldo giro dikurangi dengan cadangan kerugian penurunan nilai. Bonus yang diterima Bank dari Bank Umum Syariah diakui sebagai pendapatan usaha lainnya. Penerimaan jasa giro dari bank nonsyariah tidak diakui sebagai pendapatan Bank.

Dana penerimaan jasa giro yang berasal dari bank nonsyariah dikategorikan sebagai dana nonhalal, sehingga Bank Syariah menyalurkannya sebagai dana kebajikan. Sebelum dana kebajikan tersebut disalurkan, maka pencatatannya di sisi liabilitas.

g. Investasi pada surat berharga

Surat berharga syariah adalah surat bukti penanaman dalam surat berharga berdasarkan prinsip syariah yang lazim diperdagangkan di pasar uang syariah dan/atau pasar modal syariah, antara lain obligasi syariah (sukuk) dan reksa dana.

Pada saat pengakuan awal, Bank menentukan klasifikasi investasi pada surat berharga sebagai diukur pada biaya perolehan diamortisasi, diukur pada nilai wajar melalui penghasilan komprehensif lain atau diukur pada nilai wajar melalui laba rugi.

***2. MATERIAL ACCOUNTING POLICIES** (continued)*

e. Current accounts and placements with Bank Indonesia

Current accounts and placements with Bank Indonesia consist of wadiah current accounts with Bank Indonesia and placements of funds with Bank Indonesia in the form of Bank Indonesia Sharia Deposit Facilities ("FASBIS") and Bank Indonesia Sharia Term Deposits.

FASBIS are certificates issued by Bank Indonesia as evidence of short-term deposit of funds with the principles of wadiah. Bank Indonesia Sharia Term Deposits are term deposits in Bank Indonesia with the principles of jualah. Current accounts and placements with Bank Indonesia are presented at the outstanding balance.

f. Current accounts and placements with other banks

Current accounts with other Banks are stated at their outstanding balances net of allowance for impairment losses. Bonuses received by the Bank from Sharia Commercial Banks are recognised as other operating income. Proceeds of interest on current accounts from non-sharia banks are not recognised as the Bank's income.

The received current account service funds that come from non-sharia bank are categorised as non-halal funds, so Sharia Bank then distributed as qardhul hasan funds. Before the qardhul hasan funds are distributed, it is recorded in liabilities.

g. Investments in marketable securities

Sharia marketable securities are proof of investments under sharia principles commonly traded in sharia money market and/or sharia stock exchange, such as sharia bonds (sukuk) and mutual funds.

At initial recognition, the Bank determines the classification of investments in marketable securities either measured at amortised cost, fair value through other comprehensive income or fair value through profit or loss.

2. KEBIJAKAN AKUNTANSI MATERIAL (lanjutan)

g. Investasi pada surat berharga (lanjutan)

a. Diukur pada biaya perolehan diamortisasi

- Investasi tersebut dimiliki dalam suatu model usaha yang bertujuan utama untuk memperoleh arus kas kontraktual dan terdapat persyaratan kontraktual dalam menentukan tanggal tertentu atas pembayaran pokok dan atau hasilnya;
- Biaya perolehan surat berharga termasuk biaya transaksi; dan
- Selisih antara biaya perolehan dan nilai nominal diamortisasi secara garis lurus selama jangka waktu sukuk dan diakui dalam laba rugi.

b. Diukur pada nilai wajar melalui penghasilan komprehensif lain

- Investasi tersebut dimiliki dalam suatu model usaha yang bertujuan utama untuk memperoleh arus kas kontraktual dan melakukan penjualan surat berharga, terdapat persyaratan kontraktual dalam menentukan tanggal tertentu atas pembayaran pokok dan atau hasilnya;
- Biaya perolehan surat berharga termasuk biaya transaksi;
- Selisih antara biaya perolehan dan nilai nominal diamortisasi secara garis lurus selama jangka waktu surat berharga dan diakui dalam laba rugi; dan
- Keuntungan atau kerugian dari perubahan nilai wajar diakui dalam penghasilan komprehensif lain setelah memperhitungkan saldo selisih biaya perolehan dan nilai nominal yang belum diamortisasi dan saldo akumulasi keuntungan dan kerugian nilai wajar yang telah diakui dalam penghasilan komprehensif lain sebelumnya. Ketika investasi surat berharga dihentikan pengakuannya, akumulasi keuntungan atau kerugian yang sebelumnya diakui dalam penghasilan komprehensif lain direklasifikasi ke laba rugi sebagai penyesuaian reklasifikasi.

c. Diukur pada nilai wajar melalui laba rugi

- Biaya perolehan surat berharga tidak termasuk biaya transaksi; dan
- Selisih antara nilai wajar dan jumlah tercatat diakui dalam laba rugi.

2. MATERIAL ACCOUNTING POLICIES *(continued)*

g. Investments in marketable securities *(continued)*

a. Measured at amortised cost

- *The investment is held in a business model whereby the primary goal is to obtain contractual cash flows and has contractual terms in determining the specific date of principal payments and or the results;*
- *Marketable securities acquisition cost includes transaction cost; and*
- *The difference between the acquisition cost and the nominal value is amortised on a straight-line basis over the period of the sukuk and recognised in profit or loss.*

b. Measured at fair value through other comprehensive income

- *The investment is held in a business model whereby the primary goal is to obtain contractual cash flows and to sell the marketable securities, and has contractual terms in determining the specific date of principal payments and or the results;*
- *Marketable securities acquisition cost includes transaction cost;*
- *The difference between acquisition cost and the nominal value is amortised on a straight-line basis over the period of the marketable securities and is recognised in profit or loss; and*
- *Gain or loss from changes of fair value is recognised in other comprehensive income after considering unamortised difference of acquisition cost and nominal value and accumulated gain or loss of fair value which has been previously recognised in other comprehensive income. When marketable securities are derecognised, the accumulated gain or loss which has been previously recognised in other comprehensive income is reclassified to profit or loss as reclassification adjustment.*

c. Measured at fair value through profit or loss

- *Marketable securities acquisition cost excludes transaction cost; and*
- *The difference between fair value and the carrying value is recognised in profit or loss.*

2. KEBIJAKAN AKUNTANSI MATERIAL (lanjutan)

h. Tagihan dan liabilitas akseptasi

Tagihan dan liabilitas akseptasi merupakan transaksi *Letter of Credit* ("L/C") dan Surat Kredit Berdokumen dalam Negeri ("SKBDN") yang diterima oleh bank penerima.

Tagihan dan liabilitas akseptasi dinyatakan sebesar biaya perolehan diamortisasi. Tagihan akseptasi disajikan setelah dikurangi cadangan kerugian penurunan nilai.

Tagihan akseptasi diklasifikasikan sebagai pinjaman yang diberikan dan piutang. Liabilitas akseptasi diklasifikasi sebagai kewajiban keuangan yang dicatat pada biaya perolehan diamortisasi.

i. Piutang

Piutang terdiri dari piutang *murabahah*, piutang *istishna*, dan piutang *ijarah.*

Murabahah adalah akad jual beli antara nasabah dengan Bank, dimana Bank membiayai kebutuhan konsumsi, investasi dan modal kerja nasabah yang dijual dengan harga pokok ditambah dengan keuntungan yang diketahui dan disepakati bersama. Pembayaran atas pembiayaan ini dilakukan dengan cara mengangsur dalam jangka waktu yang ditentukan.

Piutang *murabahah* pada awalnya diukur pada nilai bersih ditambah dengan biaya transaksi yang dapat diatribusikan secara langsung dan merupakan biaya tambahan untuk memperoleh aset keuangan tersebut dan setelah pengakuan awal diukur pada biaya perolehan diamortisasi menggunakan metode margin efektif dikurangi dengan cadangan kerugian penurunan nilai.

Istishna adalah akad penjualan antara *al-mustashni* (pembeli) dan *al-shani* (produsen yang juga bertindak sebagai penjual). Berdasarkan akad tersebut, pembeli menugaskan produsen untuk membuat atau mengadakan *al-mashnu* (barang pesanan) sesuai spesifikasi yang disyaratkan pembeli dan menjualnya dengan harga yang disepakati.

Piutang *istishna* disajikan sebesar tagihan termin kepada pembeli akhir dikurangi dengan cadangan kerugian penurunan nilai. Margin *istishna* yang ditangguhkan disajikan sebagai pos lawan piutang *istishna*.

Ijarah adalah akad sewa antara pihak yang menyewakan aset *ijarah (mu'jir)* dengan penyewa/penerima manfaat barang *(musta'jir)* atau antara penerima jasa *(musta'jir)* dengan pihak yang memberikan jasa *(ajir)* untuk mempertukarkan manfaat dan *ujrah*, baik manfaat aset *ijarah* maupun jasa.

***2. MATERIAL ACCOUNTING POLICIES** (continued)*

h. Acceptance receivables and liabilities

Acceptance receivables and liabilities represent Letters of Credit ("L/C") and Domestic Documentary Letters of Credit ("SKBDN") transactions that have been accepted by the accepting bank.

Acceptance receivables and liabilities are stated at amortised cost. Acceptances receivable are stated at net of allowance for impairment losses.

Acceptance receivables are classified as financing and receivables. Acceptance liabilities are classified as financial liabilities at amortised cost.

i. Receivables

Receivables consist of murabahah receivables, istishna receivables and ijarah receivables.

Murabahah is a sale and purchase contract between the customer and the Bank, whereby the Bank finances the consumption, investment and working capital needs of the customer sold with a principle price plus a certain margin that is mutually informed and agreed. Repayment on this financing is made in installments within a specified period.

Murabahah receivables are initially measured at net realisable value plus directly attributable transaction costs which is an additional cost to obtain the respected financial assets and after the initial recognition, are measured at amortised cost using the effective margin method less any allowance for impairment losses value.

Istishna is a sale and purchase contract between al-mustashni (buyer) and al-shani (manufacturer also acting as the seller). Based on the contract, the buyer orders the manufacturer to produce or to supply al-mashnu (goods ordered) according to the specifications required by the buyer and to sell them at agreed price.

Istishna receivables are stated at the amount billed to customer less allowance for impairment losses. Deferred istishna margin is presented as a contra account of istishna receivables.

Ijarah is the lease contract between the party who rents out the ijarah assets (mu'jir) and the lessee/beneficiary of the goods (musta'jir) or between the recipient of the service (musta'jir) and the party who provide the service (ajir) to exchange benefits and ujrah, both benefits of ijarah assets or services.

2. KEBIJAKAN AKUNTANSI MATERIAL (lanjutan)

i. Piutang (lanjutan)

Piutang *ijarah* terdiri dari piutang *ijarah* atas aset dan piutang *ijarah* multijasa. Piutang *ijarah* atas aset adalah porsi pokok atas pendapatan sewa yang telah jatuh tempo dan belum dibayar. Piutang *ijarah* multijasa adalah porsi pokok atas pendapatan sewa yang belum dibayar sampai dengan jatuh tempo. Cadangan kerugian penurunan nilai atas piutang *ijarah* atas aset dan piutang *ijarah* multijasa disajikan sebagai pos lawan piutang *ijarah* atas aset dan piutang *ijarah* multijasa. Bank mencatat *ujrah ijarah* atas aset yang akan diterima dan *ijarah* multijasa yang akan diterima sebagai aset lainnya.

Skema restrukturisasi dilakukan dengan perpanjangan jangka waktu dan/atau penjadwalan kembali piutang bagi debitur tanpa mengubah jumlah margin yang harus dibayar sehingga tidak terdapat keuntungan atau kerugian dari restrukturisasi. Pendapatan margin setelah restrukturisasi diakui sesuai jadwal angsuran setelah restrukturisasi.

j. Pinjaman *qardh*

Pinjaman *qardh* adalah penyaluran dana dengan akad *qardh*.

Akad *qardh* adalah akad pinjaman dana kepada nasabah dengan ketentuan bahwa nasabah wajib mengembalikan dana yang diterimanya pada waktu yang telah disepakati.

Pinjaman *qardh* meliputi pembiayaan dengan akad *hawalah* dan *rahn.* Akad *hawalah* adalah akad pengalihan utang dari pihak yang berutang (nasabah) kepada pihak lain (Bank) yang wajib menanggung atau membayar. Atas transaksi ini Bank mendapatkan *ujrah* (imbalan) dan diakui sebagai pendapatan pada saat diterima.

Akad *rahn* merupakan transaksi menggadaikan barang atau harta dari nasabah kepada Bank dengan uang sebagai gantinya. Barang atau harta yang digadaikan tersebut dinilai sesuai harga pasar dikurangi persentase tertentu dan sebagai imbalannya Bank mendapatkan *ujrah* (imbalan) dan diakui berdasarkan basis akrual.

Pinjaman *qardh* diakui sebesar jumlah dana yang dipinjamkan pada saat terjadinya. Pada tanggal laporan posisi keuangan, pinjaman *qardh* dinyatakan sebesar saldo pinjaman dikurangi dengan saldo cadangan kerugian penurunan nilai yang dibentuk berdasarkan hasil reviu oleh manajemen terhadap kualitas pembiayaan yang ada.

2. MATERIAL ACCOUNTING POLICIES *(continued)*

i. Receivables *(continued)*

Ijarah receivables consist of ijarah of assets and multi-services ijarah receivables. Ijarah of assets receivables are the principal portion of unpaid rent income at maturity. Multi-services ijarah receivables are the principal portion of unpaid rent income at maturity. Allowance for impairment losses accounts on ijarah of assets receivables and multi-services ijarah receivables are presented as a contra account of ijarah of assets receivables and multi-services ijarah receivables. The Bank records ujrah receivables of ijarah of assets and multi-services ijarah as other assets.

Restructuring scheme involves extension of maturity date and/or rescheduling debtor's receivables without changing the total margin to be paid so that there is no gain or loss from restructurisation. Margin income after restructurisation is recognised based on the installment schedule after restructurisation.

j. Funds of qardh

Funds of qardh represent a distribution of funds with qardh contract.

Qardh contract is a borrowing contract with the condition that the borrower should repay the loan at a specified period of time.

Funds of qardh includes hawalah and rahn financing contract. Hawalah is a transfer of debts from debtors (customers) to other party (Bank) which obligate to shoulder or pay. The Bank will obtain an ujrah (fee) from this transaction, which is recognised as income when received.

Rahn contract is the pawn of goods or assets by customers to the Bank with the money as compensation. Goods or assets being pawned are valued in accordance with the market price less a certain percentage and the Bank gets ujrah (fee) in return which are recognised on an accrual basis.

Funds of qardh are recognised at the same amount of funds lent when these occur. On the statements of financial position date, funds of qardh is stated at the outstanding financing balance less allowance for impairment losses which is provided based on the management's review of the financing quality.

2. KEBIJAKAN AKUNTANSI MATERIAL (lanjutan)

j. Pinjaman *qardh* (lanjutan)

Skema restrukturisasi dilakukan dengan perpanjangan jangka waktu dan/atau penjadwalan kembali pinjaman *qardh* bagi debitur. Pendapatan *ujrah* setelah restrukturisasi diakui sebesar *ujrah* yang disepakati setelah restrukturisasi.

k. Pembiayaan

Pembiayaan bagi hasil dapat dilakukan dengan akad *mudharabah* dan akad *musyarakah*.

Pembiayaan *mudharabah* merupakan pembiayaan kerjasama antara Bank sebagai pemilik dana (*shahibul maal*) dengan nasabah sebagai pelaksana usaha (*mudharib*) selama jangka waktu tertentu. Pembagian hasil keuntungan dari proyek atau usaha tersebut ditentukan sesuai dengan nisbah *(predetermined ratio)* yang telah disepakati bersama. Pada tanggal laporan posisi keuangan, pembiayaan *mudharabah* dinyatakan sebesar saldo pembiayaan dikurangi dengan saldo cadangan kerugian penurunan nilai yang dibentuk berdasarkan hasil reviu oleh manajemen terhadap kualitas pembiayaan yang ada.

Pembiayaan *musyarakah* adalah akad kerjasama yang terjadi di antara para pemilik modal (mitra *musyarakah*) untuk menggabungkan modal dan melakukan usaha secara bersama dalam suatu kemitraan dengan pembagian hasil sesuai dengan kesepakatan, sedangkan kerugian ditanggung secara proporsional sesuai dengan kontribusi modal. Pada tanggal laporan posisi keuangan, pembiayaan *musyarakah* dinyatakan sebesar saldo pembiayaan dikurangi dengan saldo cadangan kerugian penurunan nilai yang dibentuk berdasarkan hasil reviu oleh manajemen terhadap kualitas pembiayaan yang ada.

Skema restrukturisasi dilakukan dengan perpanjangan jangka waktu dan/atau penjadwalan kembali pembiayaan bagi debitur. Pendapatan bagi hasil setelah restrukturisasi diakui sebesar hak bagi hasil sesuai nisbah yang disepakati setelah restrukturisasi.

l. Aset yang diperoleh untuk *ijarah*

Ijarah atas aset adalah *ijarah* atas manfaat dari aset *ijarah*.

Ijarah muntahiyah bittamlik adalah sewa menyewa antara pemilik objek sewa dan penyewa untuk mendapatkan imbalan atas objek sewa yang disewakan dengan opsi perpindahan hak milik objek sewa baik dengan jual beli atau pemberian (hibah) pada saat tertentu sesuai akad sewa.

2. MATERIAL ACCOUNTING POLICIES *(continued)*

j. Funds of qardh *(continued)*

Restructuring scheme involves extension of maturity date and/or rescheduling debtor's funds of qardh. Ujrah income after restructurisation is recognised amounting to the agreed ujrah after restructurisation.

k. Financing

Financing with profit sharing scheme can be done in the form of mudharabah and musyarakah contract.

Mudharabah financing is a joint financing made between the Bank as the owner of the funds (shahibul maal) and the customer as a business executor (mudharib) during a certain period. The profit sharing from the project or the business is determined in accordance with the mutually agreed nisbah (predetermined ratio). On the statements of financial position date, mudharabah financing is stated at the outstanding financing balance less allowance for impairment losses which is provided based on the management's review of the financing quality.

Musyarakah financing is a partnership contract among fund's owners (musyarakah partners) to contribute funds and conduct a business on a joint basis through partnership with the profit sharing based on a predetermined ratio, while the losses are borne proportionally based on the capital contribution. On the statements of financial position dates, musyarakah financing is stated at the outstanding financing balance less allowance for impairment losses which is provided based on the management's review on the existing financing quality.

Restructuring scheme involves extension of maturity date and/or rescheduling debtor's financing. Profit sharing income after restructurisation is recognised amounting to the profit sharing based on the agreed nisbah after restructurisation.

l. Assets acquired for ijarah

Ijarah of assets is ijarah for the benefits of ijarah assets.

Ijarah muntahiyah bittamlik is a lease transaction between the lessor and lessee to obtain fee from the object leased with the option of transferring the title through purchase or grant at a certain time in accordance with the lease contract.

2. KEBIJAKAN AKUNTANSI MATERIAL (lanjutan)

l. Aset yang diperoleh untuk *ijarah* (lanjutan)

Aset yang diperoleh untuk *ijarah* merupakan aset yang menjadi objek transaksi sewa atas aset dan dicatat di laporan posisi keuangan sebesar harga perolehan dikurangi akumulasi penyusutan.

Objek sewa dalam transaksi *ijarah* atas aset disusutkan sesuai kebijakan penyusutan aset sejenis, sedangkan objek sewa dalam *ijarah muntahiyah bittamlik* disusutkan sesuai masa sewa.

Perpindahan hak milik objek sewa kepada penyewa dalam *ijarah muntahiyah bittamlik* dapat dilakukan dengan cara:
(i) hibah; atau
(ii) penjualan.

Nilai tercatat aset segera diturunkan sebesar jumlah yang dapat dipulihkan jika nilai tercatat aset lebih besar dari estimasi jumlah yang dapat dipulihkan.

Ijarah atas jasa (multijasa) adalah *ijarah* atas manfaat dari jasa. *Ijarah* multijasa secara tidak langsung yaitu *ijarah* atas jasa yang mana entitas lain yang memberikan jasa kepada penyewa. *Ijarah* multijasa tidak langsung tidak mengakui aset yang diperoleh untuk *ijarah*. Bank mengakui saldo pokok *ijarah* multijasa yang belum dibayar sebagai piutang *ijarah* multijasa.

m. Aset tetap, aset hak guna, dan aset tidak berwujud

Aset tetap

Aset tetap dinilai sebesar harga perolehan dikurangi akumulasi penyusutan, kecuali tanah dinilai dengan metode revaluasi. Harga perolehan termasuk pengeluaran yang dapat diatribusikan secara langsung atas perolehan aset tersebut. Tanah disajikan sebesar nilai wajar, berdasarkan penilaian yang dilakukan oleh penilai independen eksternal yang telah terdaftar di OJK. Penilaian atas aset tersebut dilakukan secara berkala setiap tiga tahun untuk memastikan bahwa nilai wajar aset yang direvaluasi tidak berbeda secara material dengan jumlah tercatatnya. Aset tetap lainnya disajikan sebesar harga perolehan dikurangi dengan penyusutan. Harga perolehan termasuk pengeluaran yang dapat diatribusikan secara langsung atas perolehan aset tersebut. Tanah tidak disusutkan.

2. MATERIAL ACCOUNTING POLICIES *(continued)*

l. Assets acquired for ijarah *(continued)*

Assets acquired for ijarah represent object of leased assets and are recorded in the statements of financial position at the acquisition cost, net of accumulated depreciation.

Leased object in ijarah of assets transaction is depreciated based on the depreciation policy for similar assets, while leased object in ijarah muntahiyah bittamlik transaction is depreciated based on leased term.

The transfer of ownership right on the leased object to the lessee in ijarah muntahiyah bittamlik can be conducted through:
(i) a grant; or
(ii) sales.

The carrying value of asset is immediately impaired to its recoverable amount if the asset's carrying amount is greater than the estimated recoverable amount.

Ijarah of services (multi-services) is ijarah for the benefits of services. Indirect multi-services ijarah is an ijarah for services where another entity provides services to the lessee. Indirect multi-services ijarah does not recognise assets acquired for ijarah. The Bank recognise the unpaid principal balance of the multi-services ijarah as multi-services ijarah receivable.

m. Fixed assets, right-of-use assets, and intangible assets

Fixed assets

Fixed assets are stated at cost less accumulated depreciation, except for land which is valued with revaluation method. The acquisition cost includes directly attributable cost for the acquisition of the asset. The land is stated at fair value, based on the assessment performed by external independent appraisers which are registered with OJK. Valuation are performed regularly every three years to ensure that the fair value of the revalued assets does not differ materially from its carrying amount. All other property, plant and equipment are stated at historical cost less depreciation. Historical cost includes expenditure that is directly attributable to the acquisition of the items. Land is not depreciated.

2. KEBIJAKAN AKUNTANSI MATERIAL (lanjutan)

m. Aset tetap, aset hak guna, dan aset tidak berwujud (lanjutan)

Aset tetap (lanjutan)

Aset tetap, kecuali tanah, disusutkan sejak bulan ketika aset tersebut digunakan dengan menggunakan metode garis lurus selama taksiran masa manfaat aset sebagai berikut:

	Tahun/*Years*
Bangunan	20
Renovasi bangunan	10
Instalasi, kendaraan bermotor, inventaris kantor dan renovasi atas aset sewa	5*)

*) 5 tahun atau mengikuti masa manfaat teknis

Nilai sisa aset, masa manfaat dan metode penyusutan ditelaah dan jika perlu disesuaikan, pada setiap akhir periode pelaporan.

Biaya-biaya setelah pengakuan awal diakui sebagai bagian nilai tercatat aset atau sebagai aset yang terpisah, sebagaimana mestinya, hanya jika kemungkinan besar Bank mendapat manfaat ekonomis di masa depan berkenaan dengan aset tersebut dan biaya perolehan aset dapat diukur dengan andal. Nilai tercatat dari komponen yang diganti dihapuskan. Biaya perbaikan dan pemeliharaan dibebankan ke dalam laporan laba rugi dan penghasilan komprehensif lain dalam tahun keuangan ketika biaya-biaya tersebut terjadi.

Kenaikan nilai tercatat yang timbul dari revaluasi tanah dikreditkan pada "selisih revaluasi aset tetap" sebagai bagian dari pendapatan komprehensif lainnya.

Penurunan yang menghapus nilai kenaikan yang sebelumnya atas aset yang sama dibebankan terhadap "selisih revaluasi aset tetap" sebagai bagian dari pendapatan komprehensif lainnya; penurunan lainnya dibebankan pada laporan laba rugi dan penghasilan komprehensif lain.

Nilai tercatat aset segera diturunkan sebesar jumlah yang dapat dipulihkan jika nilai tercatat aset lebih besar dari estimasi jumlah yang dapat dipulihkan.

Apabila aset tetap dilepas, maka nilai harga perolehan dan akumulasi penyusutannya dikeluarkan dari laporan posisi keuangan dan keuntungan atau kerugian bersih atas pelepasan aset tetap diakui pada "pendapatan dan beban nonusaha" dalam laporan laba rugi dan penghasilan komprehensif lain. Jika aset yang direvaluasi dijual, jumlah yang dicatat di dalam ekuitas dipindahkan ke saldo laba.

2. MATERIAL ACCOUNTING POLICIES *(continued)*

m. Fixed assets, right-of-use assets, and intangible assets *(continued)*

Fixed assets *(continued)*

Fixed assets, except land, are depreciated from the month of the usage of assets and computed using the straight-line method based on the estimated useful life of the assets as follows:

Buildings	
Buildings improvement	
Installation, vehicles, office equipment and leasehold improvement	*)

*) *5 years or following the technical benefit period*

The assets' residual values, useful lives and depreciation method are reviewed and adjusted if appropriate, at the end of each reporting period.

Costs after initial recognition are recognised as part of the carrying amount of the asset or as a separate asset, as appropriate, only when the Bank is likely to benefit economically in the future with respect to these assets and the acquisition cost can be reliably measured. The carrying value of the replaced part are removed from the accounts. All other repairs and maintenance are charged to the statements of profit or loss and other comprehensive income in the financial period when these costs occur.

The increase in the carrying amount arising from revaluation of land is credited to "surplus on fixed assets revaluation" as part of other comprehensive income.

The decrease in the carrying amount that offset previous increase of the same asset is charged to "surplus on fixed assets revaluation" as part of other comprehensive income, other decrease is charged to the statements of profit or loss and other comprehensive income.

The carrying value of asset is immediately impaired to its recoverable amount if the asset's carrying amount is greater than the estimated recoverable amount.

The net gains or losses arising from disposal of the fixed assets are determined by comparing the proceeds received from disposal with the carrying amount of the assets and recognised in "non-operating income and expenses" in the statements of profit or loss and other comprehensive income. When the revalued assets are sold, amounts recorded in equity are transferred to retained earnings.

2. KEBIJAKAN AKUNTANSI MATERIAL (lanjutan)

m. Aset tetap, aset hak guna, dan aset tidak berwujud (lanjutan)

Aset hak guna

Pada tanggal permulaan kontrak, Bank menilai apakah kontrak merupakan atau mengandung sewa. Suatu kontrak merupakan atau mengandung sewa jika kontrak tersebut memberikan hak untuk mengendalikan penggunaan aset identifikasian selama suatu jangka waktu untuk dipertukarkan dengan imbalan.

Bank tidak mengakui aset hak guna dan liabilitas sewa untuk:

- Sewa dengan jangka waktu kurang atau sama dengan 12 bulan dan tidak terdapat opsi beli; dan
- Sewa atas aset dengan nilai rendah.

Untuk menilai apakah kontrak memberikan hak untuk mengendalikan penggunaan aset identifikasian, Bank harus menilai apakah:

- Bank memiliki hak untuk mendapatkan secara substansial seluruh manfaat ekonomi dari penggunaan aset identifikasian; dan
- Bank memiliki hak untuk mengarahkan penggunaan aset identifikasian. Bank memiliki hak ini ketika Bank memiliki hak untuk pengambilan keputusan yang relevan tentang bagaimana dan untuk tujuan apa aset digunakan telah ditentukan sebelumnya dan:
  1. Bank memiliki hak untuk mengoperasikan aset; dan
  2. Bank telah mendesain aset dengan cara menetapkan sebelumnya bagaimana dan untuk tujuan apa aset akan digunakan selama periode penggunaan.

Pada tanggal permulaan sewa, Bank mengakui aset hak guna dan liabilitas sewa. Aset hak guna diukur pada biaya perolehan, dimana meliputi jumlah pengukuran awal liabilitas sewa yang disesuaikan dengan pembayaran sewa yang dilakukan pada atau sebelum tanggal permulaan, ditambah dengan biaya langsung awal yang dikeluarkan. Aset hak guna diamortisasi dengan menggunakan metode garis lurus sepanjang jangka waktu sewa.

Liabilitas sewa diukur pada nilai kini pembayaran sewa yang belum dibayar pada tanggal permulaan, didiskontokan dengan menggunakan suku bunga implisit dalam sewa atau jika suku bunga tersebut tidak dapat ditentukan, maka menggunakan suku bunga pinjaman inkremental. Pada umumnya, Bank menggunakan suku bunga pinjaman inkremental sebagai tingkat bunga diskonto.

***2. MATERIAL ACCOUNTING POLICIES** (continued)*

***m. Fixed assets, right-of-use assets, and intangible assets** (continued)*

Right-of-use assets

At the inception of a contract, the Bank assesses whether the contract is or contains a lease. A contract is or contains a lease if the contract conveys the right to control the use of an identified assets for a period of time in exchange for consideration.

The Bank does not to recognise the right-of-use asset and lease liabilities for:

- *Leases with a term of less or equal to 12 months and there is no call option; and*
- *Leases of low value assets.*

To assess whether a contract conveys the right to control the use of an identified asset, the Bank shall assess whether:

- *The Bank has the right to obtain substantially all the economic benefit from use of the asset throughout the period of use; and*
- *The Bank has the right to direct the use of the identified asset. The Bank has the right when it has a relevant decision-making right on how and for what purpose the asset is used are predetermined and:*
  1. *The Bank has the right to operate the asset; and*
  2. *The Bank has designed the asset in a way that predetermine how and for what purposes it will be used.*

The Bank recognises a right-of-use assets and lease liabilities at the leases commencement date. The right-of-use assets is initially measured at cost, which comprises the initial amount of the lease liabilities adjusted for any leases payment made at or before the commencement date, plus any initial direct cost incurred. The right-of-use assets is amortised over the straight-line method throughout the lease term.

The lease liabilities are initially measured at the present value of the lease payments that are not paid at the commencement date, discounted using the interest rate implicit in the lease or, if that right cannot be readily determined, using incremental borrowing rate. Generally, the Bank uses its incremental borrowing rate as a discount rate.

2. KEBIJAKAN AKUNTANSI MATERIAL (lanjutan)

m. Aset tetap, aset hak guna, dan aset tidak berwujud (lanjutan)

Aset hak guna (lanjutan)

Pembayaran sewa dialokasikan menjadi bagian pokok dan biaya keuangan. Biaya keuangan dibebankan pada laba rugi selama periode sewa sehingga menghasilkan tingkat suku bunga periodik yang konstan atas saldo liabilitas untuk setiap periode.

Jika sewa mengalihkan kepemilikan aset pendasar kepada Bank pada akhir masa sewa atau jika biaya perolehan aset hak guna merefleksikan Bank akan mengeksekusi opsi beli, maka Bank menyusutkan aset hak guna dari tanggal permulaan hingga akhir umur manfaat aset pendasar. Jika tidak, maka Bank menyusutkan aset hak guna dari tanggal permulaan hingga tanggal yang lebih awal antara akhir umur manfaat aset hak guna atau akhir masa sewa.

Aset tidak berwujud

Aset tidak berwujud diakui jika, dan hanya jika, biaya perolehan aset tersebut dapat diukur secara andal dan kemungkinan besar Bank akan memperoleh manfaat ekonomis masa depan dari aset tersebut. Aset tidak berwujud terdiri dari perangkat lunak.

Perangkat lunak yang dibeli oleh Bank dicatat sebesar biaya perolehan dikurangi akumulasi amortisasi. Metode amortisasi, estimasi masa manfaat dan nilai residual ditelaah pada setiap akhir tahun pelaporan dan disesuaikan jika dianggap tepat.

Biaya yang dapat diatribusikan secara langsung dikapitalisasi sebagai bagian produk perangkat lunak mencakup beban pekerja pengembang perangkat lunak dan bagian *overhead* yang relevan.

Biaya yang terkait dengan pemeliharaan perangkat lunak diakui sebagai beban pada saat terjadinya. Biaya pengembangan yang sebelumnya diakui sebagai beban, tidak dapat diakui sebagai aset pada periode berikutnya.

Perangkat lunak diamortisasi sejak bulan ketika aset tersebut digunakan dengan menggunakan metode garis lurus selama taksiran masa manfaat aset yaitu 5 dan 10 tahun.

2. MATERIAL ACCOUNTING POLICIES *(continued)*

m. Fixed assets, right-of-use assets, and intangible assets *(continued)*

Right-of-use assets *(continued)*

Each leases payment is allocated between the liabilities and finance cost. The finance cost is charged to profit or loss over the leases period so as to produce a constant periodic rate of interest on the remaining balance of the liabilities for each period.

If the leases transfers ownership of the underlying asset to the Bank by the end of the leases term or if the cost of the right-of-use assets reflects that the Bank will exercise a purchase option, the Bank depreciates the right-of-use assets from the commencement date to the end of the useful life of the underlying asset. Otherwise, the Bank depreciates the right-of-use assets from the commencement date to the earlier of the end of the useful life of the right-of-use assets or the end of the leases term.

Intangible assets

Intangible assets are recognised if, and only if the cost of the asset can be measured reliably and it is probable that the Bank will obtain future economic benefits from the assets. Intangible assets consist of software.

Software acquired by the Bank is recorded at cost less accumulated amortisation. The amortisation method, estimated useful life and residual value are reviewed at the end of each reporting year and adjusted if deemed appropriate.

Directly attributable costs that are capitalised as part of the software product include the software development employee costs and an appropriate portion of relevant overheads.

Costs associated with maintaining computer software programs are recognised as an expense as incurred. Development costs previously recognised as an expense are not recognised as an asset in a subsequent period.

Software are amortised from the month of the usage of assets by computed using the straight-line method based on the estimated useful life of the assets, which is 5 and 10 years.

2. KEBIJAKAN AKUNTANSI MATERIAL (lanjutan)

n. Perpajakan

Beban pajak tahun berjalan ditetapkan berdasarkan taksiran penghasilan kena pajak tahun berjalan. Aset dan liabilitas pajak tangguhan diakui atas perbedaan temporer aset dan liabilitas antara pelaporan komersial dan pajak pada setiap tanggal pelaporan.

Aset pajak tangguhan diakui untuk seluruh perbedaan temporer yang boleh dikurangkan dan saldo rugi fiskal yang belum dikompensasikan, sepanjang perbedaan temporer dan rugi fiskal yang belum dikompensasikan tersebut dapat dimanfaatkan untuk mengurangi laba fiskal pada masa yang akan datang.

Jumlah tercatat aset pajak tangguhan ditelaah pada setiap tanggal posisi keuangan dan nilai tercatat aset pajak tangguhan tersebut diturunkan apabila tidak lagi terdapat kemungkinan besar bahwa laba fiskal yang memadai akan tersedia untuk mengkompensasi sebagian atau semua manfaat aset pajak tangguhan.

Perubahan terhadap liabilitas pajak diakui pada saat surat ketetapan pajak diterima, atau apabila diajukan keberatan dan atau banding oleh Bank, pada saat telah ada keputusan atas banding dan atau keberatan tersebut. Jika perlu, manajemen akan membentuk provisi berdasarkan jumlah yang diestimasikan akan dibayar kepada otoritas pajak.

Aset dan liabilitas atas pajak tangguhan dan pajak kini dapat saling hapus apabila terdapat hak yang berkekuatan hukum untuk melakukan saling hapus.

Aset dan liabilitas pajak tangguhan diukur berdasarkan tarif pajak yang akan berlaku pada tahun saat aset direalisasikan atau liabilitas diselesaikan berdasarkan peraturan perpajakan yang berlaku atau yang telah secara substantif diberlakukan pada tanggal laporan posisi keuangan. Pengaruh pajak terkait dengan penyisihan untuk dan/atau pembalikan seluruh perbedaan temporer selama tahun berjalan, termasuk pengaruh perubahan tarif pajak, diakui sebagai "Manfaat/(Beban) Pajak Penghasilan" dan termasuk dalam laba atau rugi bersih tahun berjalan, kecuali untuk transaksi-transaksi yang sebelumnya telah langsung dibebankan ke laba komprehensif lainnya dan dilaporkan ke ekuitas.

***2. MATERIAL ACCOUNTING POLICIES** (continued)*

n. Taxation

Current tax expense is provided based on the estimated taxable income for the current year. Deferred tax assets and liabilities are recognised for temporary differences between the financial and the tax bases of assets and liabilities at each reporting date.

Deferred tax assets are recognised for all deductible temporary differences and carry forward of uncompensated tax losses to the extent that it is probable that those temporary differences and carry forward of uncompensated tax losses will be utilised in deducting future taxable profit.

The carrying amount of deferred tax assets is reviewed at each reporting date and is reduced when it is no longer probable that sufficient taxable profits will be available to compensate part or all of the benefit of the deferred tax assets.

Amendment to tax obligation is recorded when an assessment letter is received or, if objected to or appealed against by the Bank, when the result of such appeal or objection is determined. If needed, management will provide provisions based on the estimated amount which will be paid to tax authority.

Assets and liabilities on deferred tax and current tax can be offset if there is a legal enforceable right to offset.

Deferred tax assets and liabilities are measured at the tax rates that are expected to apply to the year when the asset is realised or the liability is settled based on tax laws that have been enacted or substantively enacted as at statements of financial position dates. The related tax effects of the provisions for and/or reversals of all temporary differences during the year, including the effect of change in tax rates, are recognised as "Income Tax Benefit/(Expense)" and included in the net profit or loss for the year, except to the extent that they relate to items previously charged to other comprehensive income and reported to equity.

2. KEBIJAKAN AKUNTANSI MATERIAL (lanjutan)

o. Aset lain-lain

Aset lain-lain antara lain terdiri dari biaya dibayar dimuka, pendapatan yang masih akan diterima dan AYDA.

Biaya dibayar dimuka diamortisasi selama masa manfaat dengan menggunakan metode garis lurus. Agunan yang diambil alih sehubungan dengan penyelesaian pembiayaan diakui sebesar nilai realisasi bersih maksimum sebesar kewajiban nasabah. Nilai realisasi bersih adalah nilai wajar aset setelah dikurangi estimasi biaya pelepasan. Setelah pengakuan awal, AYDA dicatat sebesar nilai yang lebih rendah antara nilai tercatat dengan nilai wajarnya setelah dikurangi biaya untuk menjualnya.

p. Liabilitas segera

Liabilitas segera merupakan liabilitas Bank kepada pihak lain yang sifatnya wajib segera dibayarkan sesuai perintah pemberi amanat perjanjian yang ditetapkan sebelumnya. Liabilitas segera dinyatakan sebesar nilai liabilitas Bank kepada pemberi amanat.

q. Bagi hasil yang belum dibagikan

Bagi hasil yg belum dibagikan adalah bagi hasil yang telah diperhitungkan pada akhir periode tetapi belum jatuh tempo. Bagi hasil ini meliputi transaksi yang memiliki perjanjian waktu penempatan antara lain: deposito, surat berharga yang diterbitkan dan pembiayaan yang diterima.

r. Simpanan dari nasabah dan bank lain

Simpanan merupakan simpanan pihak lain dalam bentuk giro *wadiah* dan tabungan *wadiah*. Simpanan dari bank lain dinyatakan sebesar nilai kewajiban Bank kepada bank lain.

Giro *wadiah* digunakan sebagai instrumen pembayaran dan dapat ditarik setiap saat melalui cek dan bilyet giro, serta mendapatkan bonus sesuai dengan kebijakan Bank. Giro *wadiah* dinyatakan sebesar titipan pemegang giro di Bank.

Tabungan *wadiah* adalah simpanan dana nasabah pada Bank, yang bersifat titipan dan penarikannya dapat dilakukan setiap saat. Terhadap titipan tersebut, Bank tidak dipersyaratkan untuk memberikan imbalan kecuali dalam bentuk pemberian bonus secara sukarela. Tabungan *wadiah* dinyatakan sebesar liabilitas Bank.

***2. MATERIAL ACCOUNTING POLICIES** (continued)*

o. Other assets

Other assets among other consist of prepaid expense and income receivables and AYDA.

Prepaid expenses are amortised over the useful life using the straight-line method. Foreclosed collaterals acquired in relation to settlement of financing are recognised at net realisable value maximum at the value of debtors' obligation. Net realisable value is the fair value of the asset after deducting the estimated disposal costs. Subsequent to initial recognition, foreclosed collaterals are stated at the lower of the carrying value or the recovery value.

p. Obligations due immediately

Obligations due immediately represent the Bank's obligations to other parties which should be settled immediately based on predetermined instructions by those having the authority. Obligations due immediately are stated at the amounts of the Bank's liabilities to the entrustee.

q. Undistributed revenue sharing

Undistributed profit sharing refers to the portion of profit sharing that has been accrued at the end of the period but has not yet matured. This includes transactions with agreed placement periods, such as deposits, issued securities, and received financing.

r. Deposits from customers and other banks

Deposits represent other parties' deposits in the form of wadiah demand deposits and wadiah savings deposits. Deposits from other banks are stated at the amounts payable to other banks.

Wadiah demand deposits are used as payment instruments and available for withdrawal at any time through cheque and demand deposit drafts and receive bonuses according to the Bank's policies. Wadiah demand deposits are stated at the amount entrusted by depositors in the Bank.

Wadiah savings deposits are customers' deposits in the Bank which are entrusted and can be withdrawn at any time. For these deposits, the Bank is not required to give any benefits except in terms of voluntary bonuses. Wadiah deposits are stated at the amount payable to customers.

2. KEBIJAKAN AKUNTANSI MATERIAL (lanjutan)

s. Liabilitas kepada Bank Indonesia

Liabilitas kepada Bank Indonesia ("PaSBI") merupakan pengelolaan likuiditas berdasarkan prinsip syariah Bank Indonesia. Bank Indonesia dan Bank sepakat melakukan akad *wakalah bil ististmar* untuk pengelolaan dana dengan agunan berupa surat berharga syariah. Dana yang diterima diakui sebagai liabilitas kepada Bank Indonesia. Bank melakukan pengelolaan dana untuk kegiatan investasi usaha secara keseluruhan *(mutlaqah)*, pengembalian dana kelolaan dan pembayaran hasil pengelolaan *(istitsmar)* dilakukan pada saat pelunasan. Liabilitas kepada Bank Indonesia dicatat sebesar nilai tunai yang diterima dari suatu instrumen intervensi surat berharga syariah dalam suatu operasi moneter reguler oleh Bank Indonesia.

t. Pinjaman yang akan diterima

Pinjaman diterima merupakan dana yang diterima dari bank lain, Bank Indonesia atau pihak lain dengan liabilitas pembayaran kembali sesuai dengan persyaratan perjanjian pinjaman.

u. Imbalan kerja

Imbalan kerja jangka pendek

Imbalan kerja jangka pendek seperti upah, iuran jaminan sosial, cuti jangka pendek dan tunjangan hari raya diakui selama tahun berjalan jasa diberikan. Imbalan jangka pendek dihitung sebesar jumlah yang tidak didiskontokan.

Program pensiun iuran pasti

Iuran kepada dana pensiun sebesar persentase tertentu gaji pegawai yang menjadi peserta program pensiun iuran pasti Bank. Iuran dicadangkan dan diakui sebagai biaya ketika jasa telah diberikan oleh pegawai-pegawai tersebut dan pembayarannya dikurangkan dari utang iuran. Iuran terutang dihitung berdasarkan jumlah yang tidak didiskontokan.

Program imbalan pasti dan imbalan kerja jangka panjang lainnya

Imbalan pasca kerja dan imbalan kerja jangka panjang lainnya seperti cuti besar diakui sebagai biaya ketika jasa telah diberikan oleh pegawai yang memenuhi syarat. Imbalan kerja ditentukan berdasarkan peraturan Bank dan Undang-Undang Cipta Kerja No. 11 Tahun 2020 tanggal 2 November 2021.

***2. MATERIAL ACCOUNTING POLICIES** (continued)*

s. Liabilities to Bank Indonesia

Liabilities to Bank Indonesia ("PaSBI") is liquidity management based on Bank Indonesia sharia principles. Bank Indonesia and the Bank agreed to enter into a wakalah bil ististmar agreement for managing funds with collateral in the form of sharia securities. Funds received are recognized as liabilities to Bank Indonesia. The Bank manages funds for overall business investment activities (mutlaqah), returns of managed funds and payment of management results (istitsmar) are made at the time of settlement. Liabilities to Bank Indonesia are stated at the issuance cash value received from sharia securities intervention instrument in a regular monetary operation by Bank Indonesia.

t. Borrowings received

Borrowings received refer to funds obtained from other banks, Bank Indonesia, or other parties, which are subject to repayment obligations in accordance with the terms and conditions of the loan agreement.

u. Employee benefits

Short-term employee benefits

Short-term employee benefits such as salaries, social security contributions, short-term leaves and allowance of feast day are recognised during the period when services have been rendered. Short-term employee benefits are measured using undiscounted amounts.

Defined contribution plan

Contribution payable to the pension fund equivalent to a certain percentage of salaries for qualified employees under the Bank's defined contribution plan. The contribution is accrued and recognised as expense when services have been rendered by qualified employees and actual payments are deducted from the contribution payable. Contribution payable is measured using undiscounted amounts.

Defined benefit plan and other long-term employee benefits

The post-employment benefits and other long-term employee benefits such as grand leaves are recognised as expense when services have been rendered by qualified employees. The benefits are determined based on Bank regulations and Labor Law No. 11 of 2020 dated 2 November 2021.

2. KEBIJAKAN AKUNTANSI MATERIAL (lanjutan)

u. Imbalan kerja (lanjutan)

Program imbalan pasti dan imbalan kerja jangka panjang lainnya (lanjutan)

Imbalan pasca kerja dan imbalan kerja jangka panjang lainnya secara aktuaris ditentukan berdasarkan metode Projected Unit Credit.

Pengukuran kembali atas liabilitas (aset) imbalan pasti bersih, yang diakui sebagai penghasilan komprehensif lain terdiri atas:

(i) Keuntungan dan kerugian aktuarial;
(ii) Imbal hasil atas aset program, tidak termasuk jumlah yang dimasukkan dalam bunga bersih atas liabilitas (aset); dan
(iii) Setiap perubahan dampak batas aset, tidak termasuk jumlah yang dimasukkan dalam bunga bersih atas liabilitas (aset).

Pengukuran kembali atas liabilitas (aset) imbalan pasti - bersih, yang diakui sebagai penghasilan komprehensif lain tidak direklasifikasi ke laba rugi pada periode berikutnya.

Untuk imbalan kerja jangka panjang lain atas biaya jasa kini, biaya bunga bersih atas liabilitas (aset) imbalan pasti bersih dan pengukuran kembali liabilitas (aset) imbalan pasti bersih langsung diakui pada laporan laba rugi dan penghasilan komprehensif lain tahun berjalan.

Biaya jasa lalu diakui sebagai beban pada tanggal yang lebih awal antara ketika amendemen atau kurtailmen program terjadi, dan ketika biaya restrukturisasi atau pesangon diakui, sehingga biaya jasa lalu yang belum *vested* tidak lagi dapat ditangguhkan dan diakui selama periode *vesting* masa depan.

v. Liabilitas lain-lain

Liabilitas lain-lain antara lain terdiri dari pendapatan diterima dimuka, liabilitas sewa dan beban yang masih harus dibayar. Pendapatan diterima dimuka adalah imbalan yang diterima diawal aktivitas kerja sama dan diakui sebagai pendapatan selama periode perjanjian, sedangkan liabilitas sewa adalah kewajiban atas biaya-biaya sebagai konsekuensi telah menggunakan aset selama periode tertentu dan biaya yang masih harus dibayar merupakan cadangan atas biaya yang manfaatnya telah diterima oleh Bank namun belum ditagihkan oleh pihak ketiga

2. MATERIAL ACCOUNTING POLICIES *(continued)*

u. Employee benefits *(continued)*

Defined benefit plan and other long-term employee benefits *(continued)*

The post-employment benefits and other long-term employee benefits are actuarially determined using the Projected Unit Credit method.

Remeasurement of net defined benefit liabilities (assets), which is recognised as other comprehensive income consist of:

(i) Actuarial gain and losses;
(ii) Return on plan assets, excluding amounts that is included in net interest on liabilities (assets); and
(iii) The effect of the asset ceiling, excluding amounts included in the net interest of liabilities (assets).

Remeasurement of defined benefit liabilities (assets) - net, which is recognised as other comprehensive income is not reclassified to profit or loss in the subsequent periods.

For other long-term employee benefits: current service cost, net interest expense of net defined benefit liabilities (assets) and re-measurement of liabilities (assets) is recognised immediately in the current year statements of profit or loss and other comprehensive income.

Past service costs are recognised as expense at the earlier date between the occurrence of the amendments or curtailment program occurs, and the recognition of the costs of restructuring or severance. Therefore, unvested past service cost can no longer be deferred and recognised over the future vesting period.

v. Other Liabilities

Other liabilities consist of unearned income, lease liabilities, and accrued expenses. Unearned income refers to compensation received at the beginning of a partnership activity, which is recognized as income over the term of the agreement. Lease liabilities represent obligations for costs incurred as a consequence of using assets over a specified period. Accrued expenses are provisions for costs whose benefits have already been received by the Bank but have not yet been invoiced by third parties.

2. KEBIJAKAN AKUNTANSI MATERIAL (lanjutan)

w. Dana *syirkah* temporer

Dana *syirkah* temporer adalah investasi yang diterima oleh Bank. Bank mempunyai hak untuk mengelola dan menginvestasikan dana, baik sesuai dengan kebijakan Bank atau kebijakan pembatasan dari pemilik dana, dengan keuntungan dibagikan sesuai dengan kesepakatan. Contoh dari dana *syirkah* temporer adalah penerimaan dana dari investasi *mudharabah muthlaqoh, mudharabah muqayyadah, mudharabah musytarokah*, dan akun lain yang sejenis, misalnya: giro *mudharabah,* tabungan *mudharabah*, dan deposito *mudharabah*.

Tabungan *mudharabah* merupakan simpanan dana pihak-pihak lain yang mendapatkan imbalan bagi hasil dari pendapatan Bank atas penggunaan dana tersebut dengan nisbah yang ditetapkan dan disetujui sebelumnya. Tabungan *mudharabah* dicatat sebesar nilai simpanan dari nasabah.

Deposito *mudharabah* merupakan simpanan pihak lain yang hanya bisa ditarik pada waktu tertentu sesuai dengan perjanjian antara pemegang deposito *mudharabah* dengan Bank.

Deposito *mudharabah* dinyatakan sebesar nilai nominal sesuai dengan perjanjian antara pemegang deposito dengan Bank.

Dana *syirkah* temporer tidak dapat digolongkan sebagai liabilitas. Hal ini karena Bank tidak berkewajiban untuk mengembalikan jumlah dana awal dari pemilik dana kecuali akibat kelalaian atau wanprestasi ketika mengalami kerugian.

Di sisi lain dana *syirkah* temporer tidak dapat digolongkan sebagai ekuitas karena mempunyai waktu jatuh tempo dan pemilik dana tidak mempunyai hak kepemilikan yang sama dengan pemegang saham, seperti hak *voting* dan hak atas realisasi keuntungan yang berasal dari aset lancar dan aset noninvestasi.

Dana *syirkah* temporer merupakan salah satu unsur laporan posisi keuangan, hal tersebut sesuai dengan prinsip syariah yang memberikan hak kepada Bank untuk mengelola dan menginvestasikan dana, termasuk untuk mencampur dana dimaksud dengan dana lainnya.

***2. MATERIAL ACCOUNTING POLICIES** (continued)*

w. Temporary syirkah funds

Temporary syirkah funds represent investment received by the Bank. The Bank has the rights to manage and invest the funds in accordance with either the Bank's policy or restriction set by the depositors with the agreed profit sharing. An example of temporary syirkah funds is the receipt of funds from a mudharabah muthlaqoh, mudharabah muqayyadah, mudharabah musytarokah and other similar accounts. For example: mudharabah demand deposits, mudharabah savings deposits and mudharabah time deposits.

Mudharabah savings deposits represent funds from other parties which receive predetermined and pre-agreed profit sharing (nisbah) based on income derived by the Bank from the use of such funds. Mudharabah savings deposits are stated based on the customer's savings deposit balance.

Mudharabah time deposits represent third party funds that can be withdrawn only at a certain point in time based on the agreement between the depositors and the Bank.

Mudharabah time deposits are stated at nominal amount based on the agreement between the depositors and the Bank.

Temporary syirkah funds cannot be classified as liabilities. This is because the Bank does not have any liabilities to return the fund to the owners, except for losses due to the management's negligence or misrepresentation.

On the other hand, temporary syirkah funds cannot also be classified as equity, because of the existence of maturity period and the absence of similar rights of depositors as with shareholders, such as voting rights and the rights to realise gain from current assets and other non-investment assets.

Temporary syirkah funds represent one of the statements of financial position accounts which is in accordance with sharia principles that provide rights to the Bank to manage and invest funds, including mixing of one fund with the other funds.

2. KEBIJAKAN AKUNTANSI MATERIAL (lanjutan)

w. Dana *syirkah* temporer (lanjutan)

Pemilik dana *syirkah* temporer memperoleh bagian atas keuntungan sesuai kesepakatan dan menerima kerugian berdasarkan jumlah dana dari masing-masing pihak. Pembagian hasil dana *syirkah* temporer dapat dilakukan dengan konsep bagi hasil atau bagi keuntungan.

x. Sertifikat Investasi *Mudharabah* Antarbank ("SIMA")

Sertifikat yang digunakan sebagai sarana untuk mendapatkan dana dari bank lain dengan prinsip mudharabah, Yang dikelompokkan dalam sertifikat ini adalah surat berharga berupa investasi mudharabah antar bank yang dikeluarkan bank kepada bank lain yang akan dilunasi pada saat jatuh tempo.

y. Sukuk *mudharabah*

Sukuk *mudharabah* diakui sebesar nilai wajar pada awalnya dan selanjutnya diukur sebesar biaya perolehan diamortisasi dengan menggunakan garis lurus. Biaya perolehan diamortisasi dihitung dengan memperhitungkan adanya diskonto atau premi terkait dengan pengakuan awal dan biaya transaksi. Dana yang diterima dari pemilik dana diakui sebagai dana *syirkah* temporer.

z. Pembiayaan berjangka *mudharabah*

Pembiayaan berjangka *mudharabah* merupakan pembiayaan kerjasama antara Bank sebagai pelaksana usaha (*mudharib*) dengan bank lain sebagai pemilik dana (*shahibul maal*) selama jangka waktu tertentu. Dana yang diterima dari pemilik dana diakui sebagai dana *syirkah* temporer sebesar jumlah kas yang diterima. Pada tanggal laporan posisi keuangan, dana *syirkah* temporer diukur dan disajikan sebesar nilai tercatat.

Hak pemilik dana atas bagi hasil usaha yang sudah diperhitungkan tetapi belum dibagikan kepada pemilik dana diakui sebagai liabilitas.

***2. MATERIAL ACCOUNTING POLICIES** (continued)*

***w. Temporary syirkah funds** (continued)*

The owners of temporary syirkah funds receive parts of profit in accordance with the agreement and receive loss based on the proportion of fund from each parties. The profit distribution of temporary syirkah funds might be based on profit sharing or revenue sharing concept.

x. Interbank Mudharabah Investment Certificate ("SIMA")

The certificate used as a means to obtain funds from other banks based on the principle of mudharabah. Included in this certificate are securities in the form of mudharabah investments between banks issued by one bank to another, which will be settled at maturity.

y. Sukuk mudharabah

Sukuk mudharabah is initially recognised at fair value and subsequently measured at amortised cost using a straight-line method. Amortised cost is calculated by taking into account any discount or premium associated to the initial recognition and transaction cost. The funds received from the fund owners are recognised as temporary syirkah funds.

z. Mudharabah term financing

Mudharabah term financing is a joint financing made between the Bank as the business executor (mudharib) and the other bank as the owner of the funds (shahibul maal) during a certain period. The funds received from the fund owners are recognised as temporary syirkah funds amounting to the cash received. On the statements of financial position date, temporary syirkah funds are measured and presented at the carrying amount.

The right of the fund owner to the profit sharing that has been calculated but has not yet been distributed to the fund owner is recognised as a liability.

2. KEBIJAKAN AKUNTANSI MATERIAL (lanjutan)

aa. Pendapatan pengelolaan dana sebagai *mudharib*

Pendapatan pengelolaan dana sebagai *mudharib* terdiri dari pendapatan dari transaksi piutang *murabahah*, *istishna,* pendapatan dari *ijarah*, pendapatan bagi hasil dari pembiayaan *mudharabah* dan *musyarakah* dan pendapatan usaha utama lainnya.

Pendapatan atas piutang *murabahah* menggunakan metode setara tingkat imbal hasil efektif (margin efektif). Margin efektif adalah margin yang secara tepat mendiskontokan estimasi pembayaran atau penerimaan kas di masa datang selama perkiraan umur dari piutang *murabahah*.

Pada saat menghitung margin efektif, Bank mengestimasi arus kas di masa datang dengan mempertimbangkan seluruh persyaratan kontraktual dalam instrumen keuangan tersebut, tetapi tidak mempertimbangkan kerugian piutang di masa mendatang. Perhitungan ini mencakup seluruh komisi, provisi dan bentuk lain yang diterima oleh para pihak dalam kontrak yang merupakan bagian tak terpisahkan dari margin efektif, biaya transaksi dan seluruh premi atau diskon lainnya.

Pendapatan *istishna* diakui apabila telah terjadi penyerahan barang.

Pendapatan *ijarah muntahiyah bittamlik* ("IMBT") diakui selama masa akad secara merata sejak aset tersedia sampai akhir akad. Bank mengakui pendapatan *ijarah* multijasa porsi pokok sejak nasabah menerima jasa dari pihak penyedia jasa berdasarkan kemajuan jasa yang diberikan dan sejumlah biaya jasa yang harus dibayarkan Bank kepada pihak penyedia jasa. Bank mengakui pendapatan margin *ijarah* multijasa secara merata setelah selesainya pemberian jasa oleh pihak penyedia jasa selama masa akad *ijarah* antara Bank dan nasabah. Pendapatan IMBT dan *ijarah* multijasa disajikan secara neto setelah dikurangi beban terkait di laba rugi.

Pendapatan usaha *musyarakah* yang menjadi hak mitra aktif diakui sebesar haknya sesuai dengan kesepakatan, sedangkan pendapatan usaha *musyarakah* untuk mitra pasif diakui sebagai hak pihak mitra pasif atas bagi hasil dan liabilitas.

***2. MATERIAL ACCOUNTING POLICIES** (continued)*

aa. Income from fund management as mudharib

Income from fund management as mudharib consists of income from murabahah receivables transactions, istishna receivables, income from ijarah, profit sharing from mudharabah and musyarakah financing and other main operating income.

Income from murabahah receivables is recognised using the effective rate of return method (effective margin). Effective margin is the margin that precisely discounts the estimated future cash payments or receipts through the expected life of the murabahah receivables.

When calculating the effective margin, the Bank estimates the future cash flows considering all contractual terms of the financial instrument, but does not consider the loss of receivables in the future. This calculation includes all commissions, provision fees and other forms accepted by the parties in the contract that are an inseparable part of the effective margin, transaction costs and all other premiums or discounts.

Income from istishna is recognised at the date of transfer of assets.

Income from ijarah muntahiyah bittamlik ("IMBT") is recognised over the contract period evenly from the time the assets become available until the end of the contract. The Bank recognises the principal portion of income from multi-services ijarah from the time the customer receives services from the service provider based on the progress of the services provided and the amount of service fees that must be paid by the Bank to the service provider. The Bank recognises income from multi-services ijarah margin evenly after the completion of service by the service provider during the period of the ijarah contract between the Bank and the customer. Income from IMBT and multi-services ijarah are presented on a net basis after deducting the related expenses in profit or loss.

Musyarakah income which is distributed to active partners is recognised in accordance with the agreement, while musyarakah income which is distributed to passive partners is recognised as right of the passive partner to profit sharing and liabilities.

2. KEBIJAKAN AKUNTANSI MATERIAL (lanjutan)

aa. Pendapatan pengelolaan dana sebagai *mudharib* (lanjutan)

Pendapatan usaha *mudharabah* diakui dalam periode terjadinya hak bagi hasil sesuai nisbah yang disepakati dan tidak diperkenankan mengakui pendapatan dari proyeksi hasil usaha. Kerugian akibat kelalaian dari pengelola dana dibebankan pada pengelola dana dan tidak mengurangi investasi *mudharabah*.

Pendapatan usaha utama lainnya terdiri dari pendapatan dari pinjaman *qardh*, pendapatan dari Deposito Berjangka Syariah Bank Indonesia, pendapatan dari FASBIS, pendapatan dari penempatan pada bank syariah lain dan pendapatan bagi hasil investasi pada surat berharga.

ab. Hak pihak ketiga atas bagi hasil dana *syirkah* temporer

Hak pihak ketiga atas bagi hasil dana *syirkah* temporer merupakan bagian bagi hasil milik pihak ketiga yang didasarkan pada prinsip *mudharabah mutlaqah* atas pengelolaan dana mereka oleh Bank. Pendapatan yang dibagikan adalah pendapatan yang telah diterima *(cash basis)*.

Bagi hasil yang dibagikan kepada pemilik dana dihitung dari pendapatan Bank.

Jumlah pendapatan margin dan bagi hasil atas pembiayaan yang diberikan dan dari aset produktif lainnya yang akan dibagikan kepada nasabah penyimpan dana. Bank menghitung secara proporsional sesuai dengan alokasi dana nasabah dan Bank yang dipakai dalam pembiayaan yang diberikan dan aset produktif lainnya yang disalurkan.

Dari jumlah pendapatan margin dan bagi hasil yang tersedia untuk nasabah tersebut kemudian dibagihasilkan kepada nasabah penabung dan deposan sebagai *shahibul maal* dan Bank sebagai *mudharib* sesuai dengan porsi nisbah bagi hasil yang telah disepakati bersama sebelumnya, sedangkan untuk nasabah giro dan tabungan dengan akad *wadiah* dapat diberikan bonus berdasarkan kebijakan Bank.

Pendapatan margin dan bagi hasil atas pembiayaan yang diberikan dan aset produktif lainnya yang didapatkan melalui penggunaan dana Bank, seluruhnya menjadi milik Bank, termasuk pendapatan dari investasi Bank berbasis imbalan.

2. MATERIAL ACCOUNTING POLICIES *(continued)*

aa. Income from fund management as mudharib *(continued)*

Income from mudharabah is recognised during the period of profit sharing in accordance with the agreed nisbah, while recognition based on projected income is not allowed. Loss incurred due to negligence on the part of fund manager is charged to the fund manager and shall not reduce the mudharabah investment.

Other main operating income consists of income derived from funds of qardh, Bank Indonesia Sharia Term Deposits, FASBIS, placements with other sharia banks and profit sharing from investment in marketable securities.

ab. Third parties' share on return of temporary syirkah funds

Third parties' share on return of temporary syirkah funds represents third parties' share on the income of the Bank derived from managing of such funds under mudharabah mutlaqah principles. The profit sharing is distributed on the cash basis.

The profit sharing distributed to fund owners is calculated based on the revenue of the Bank.

Margin income and profit sharing on financing facilities and other earning assets are distributed to fund owners. The Bank computes proportionately based on the allocation of funds from owners and the Bank which was used in financing and other earning assets granted.

The total available margin and profit sharing are distributed to customers and depositors as shahibul maal and to the Bank as mudharib in accordance with a predetermined nisbah, while for customers of demand deposits and savings deposits under wadiah contract might be granted bonuses according to the Bank's policy.

Margin income and profit sharing from financing and other earning assets which are earned through the use of the Bank's funds, are entirely entitled to the Bank, including income from the Bank's fee-based investments.

2. KEBIJAKAN AKUNTANSI MATERIAL (lanjutan)

ac. Pendapatan imbalan jasa perbankan

Pendapatan imbalan jasa perbankan diakui pada periode akuntansi dimana jasa diberikan, dengan mengacu pada tingkat penyelesaian dari suatu transaksi dan dinilai berdasarkan jasa aktual yang telah diberikan sebagai proporsi atas total jasa yang harus diberikan.

ad. Transaksi dan saldo mata uang asing

Bank menyelenggarakan catatan akuntansinya dalam Rupiah Indonesia sebagai mata uang fungsional. Transaksi yang melibatkan mata uang asing dicatat pada nilai tukar pada saat terjadinya transaksi.

Pada tanggal laporan posisi keuangan, aset dan liabilitas moneter dalam mata uang asing dijabarkan ke dalam mata uang Rupiah dengan menggunakan kurs Reuters pada pukul 16:00 WIB (Waktu Indonesia Bagian Barat).

Keuntungan atau kerugian yang timbul sebagai akibat dari penjabaran aset dan liabilitas moneter dalam mata uang asing dicatat dalam laporan laba rugi dan penghasilan komprehensif lain tahun berjalan.

Kurs mata uang asing yang digunakan untuk penjabaran mata uang asing terhadap Rupiah adalah sebagai berikut (nilai penuh):

***2. MATERIAL ACCOUNTING POLICIES** (continued)*

ac. Fee based income from banking services

Fee based income from banking services is recognised in the accounting period in which the services are rendered, by reference to the stage of completion of the specific transaction and assessed on the basis of the actual service provided as a proportion of the total service to be provided.

ad. Transaction and balance in foreign currency

The Bank maintains its accounting records in Indonesian Rupiah as the functional currency. Transactions in foreign currencies are recorded at the prevailing exchange rates in effect on the date of the transactions.

At statements of financial position dates, all monetary assets and liabilities denominated in foreign currencies are translated into Rupiah using the Reuters spot rates at 16:00 WIB (Western Indonesian Time).

The resulting gains or losses from the translation of monetary assets and liabilities in foreign currencies are recognised in the statements of profit or loss and other comprehensive income for the current year.

The exchange rates used in translating foreign currency amounts into Rupiah are as follows (full amount):

	31 Desember/ *December* 2025	**31 Desember/ *December* 2024**	
1 Dolar Amerika Serikat	16,675.00	16,095.00	*1 United States Dollar*
1 Riyal Arab Saudi	4,446.50	4,284.00	*1 Saudi Arabian Riyal*
1 Euro Eropa	19,571.45	16,758.12	*1 European Euro*
1 Dolar Singapura	12,965.05	11,844.58	*1 Singapore Dollar*
1 Dolar Australia	11,152.24	10,013.51	*1 Australian Dollar*
1 Dolar Hong Kong	2,142.30	2,073.11	*1 Hong Kong Dollar*
1 Pound Sterling Inggris	22,439.55	20,218.54	*1 Great Britain Pound Sterling*
1 Yen Jepang	106.50	103.03	*1 Japan Yen*
1 Dolar Kanada	12,167.54	11,201.59	*1 Canadian Dollar*
1 Franc Swiss	21,026.42	17,815.04	*1 Swiss Franc*
1 Yuan China	2,384.72	2,198.50	*1 Chinese Yuan*
1 Dirham Uni Emirat Arab	4,540.50	4,382.00	*1 United Arab Emirates Dirham*

ae. Laba per saham

Laba per lembar saham dasar dihitung dengan membagi laba tahun berjalan dengan jumlah rata-rata tertimbang saham yang ditempatkan dan disetor penuh pada tahun yang bersangkutan.

ae. Earnings per share

Basic earnings per share is calculated by dividing income for the year by the weighted average number of issued and fully paid-up shares during the related year.

2. KEBIJAKAN AKUNTANSI MATERIAL (lanjutan)

af. Provisi

Provisi diakui jika Bank memiliki kewajiban kini (baik bersifat hukum maupun bersifat konstruktif), akibat peristiwa masa lalu, besar kemungkinannya penyelesaian kewajiban tersebut mengakibatkan arus keluar sumber daya yang mengandung manfaat ekonomi dan estimasi yang andal mengenai jumlah kewajiban tersebut dapat dibuat.

Provisi ditelaah pada setiap tanggal pelaporan dan disesuaikan untuk mencerminkan estimasi terbaik yang paling kini. Jika arus keluar sumber daya untuk menyelesaikan kewajiban kemungkinan besar tidak terjadi, maka provisi dibalik.

ag. Sumber dana kebajikan

Sesuai dengan Fatwa DSN-MUI No. 123/DSN-MUI/XI/2018, Dana Kebajikan berasal dari Dana yang Tidak Boleh Diakui Sebagai Pendapatan (Dana TBDSP), di antaranya adalah sebagai berikut:

1. Transaksi tidak sesuai dengan prinsip syariah yang tidak dapat dihindarkan termasuk pendapatan bunga (riba).
2. Transaksi syariah yang tidak terpenuhi ketentuan dan batasannya (rukun dan/atau syaratnya).
3. Dana sanksi (denda) karena tidak memenuhi kewajiban sesuai kesepakatan.
4. Dana yang tidak diketahui pemiliknya, diketahui pemiliknya tetapi tidak ditemukan atau diketahui pemiliknya tetapi biaya pengembaliannya lebih besar dari jumlah dana tersebut.

ah. Segmen operasi

Segmen adalah bagian yang dapat dibedakan dari Bank yang terlibat baik dalam menyediakan produk tertentu (segmen usaha), maupun dalam menyediakan produk dalam lingkungan ekonomi tertentu (segmen geografis), yang memiliki risiko dan imbalan yang berbeda dengan segmen lainnya.

Pendapatan, beban, hasil, aset dan liabilitas segmen mencakup hal-hal yang dapat diatribusikan langsung kepada suatu segmen serta hal-hal yang dapat dialokasikan dengan dasar yang sesuai kepada segmen tersebut.

Bank menyajikan segmen operasi berdasarkan laporan internal yang disajikan kepada Direksi sebagai pengambil keputusan operasional dan keuangan.

***2. MATERIAL ACCOUNTING POLICIES** (continued)*

af. Provisions

Provisions are recognised when the Bank has a present obligation (legal or constructive), as a result of a past event, it is probable that an outflow of resources embodying economic benefits will be required to settle the obligation and a reliable estimate can be made of the amount of the obligation.

Provisions are reviewed at each reporting date and adjusted to reflect the current best estimate. If it is no longer probable that an outflow of resources embodying economic benefits will be required to settle the obligation, the provision is reversed.

ag. Source of qardhul hasan funds

Based on Fatwa DSN-MUI No. 123/DSN-MUI/XI/2018, Qardhul Hasan Funds comes from Funds that are Prohibited to be Recognised as Revenue (TBDSP Funds), which include the following:

1. *The transaction that is not accordance with sharia principle and cannot be avoided include interest revenue (riba).*
2. *The sharia transaction does not fulfill the terms and conditions (principle and/or requirement.*
3. *Penalty funds (fines) because of not fulfilling the obligation on initial contract.*
4. *Unknown funds, the owner is known but was not found or the owner is known but return cost is higher than the stated amount.*

ah. Operating segment

A segment is a distinguishable component of the business unit that is engaged either in providing certain products (business segment), or in providing products within a particular economic environment (geographical segment), which is subject to risks and rewards that are different from those of other segments.

Segment revenue, expenses, results, assets and liabilities include items directly attributable to a segment as well as those that can be allocated on a reasonable basis to that segment.

The Bank presents operating segment based on the Bank's internal report that is presented to the Board of Directors as the chief operating decision maker.

2. KEBIJAKAN AKUNTANSI MATERIAL (lanjutan)

ah. Segmen operasi (lanjutan)

Di tahun 2022, Bank menerapkan perubahan terhadap penyajian segmen operasi yang digunakan dalam laporan kinerja manajemen internal. Bank telah mengidentifikasi dan mengungkapkan informasi keuangan berdasarkan kegiatan bisnis utama (segmen usaha) yang terbagi atas kelompok *Corporate Banking, Commercial Banking,* Hubungan Kelembagaan, Ritel, dan *Treasury Banking* & Kantor Pusat.

***2. MATERIAL ACCOUNTING POLICIES** (continued)*

***ah. Operating segment** (continued)*

In 2022, the Bank implements some changes in presentation of its operational segments for the internal management performance report. The Bank has identified and disclosed financial information based on main business (business segment) classified into Corporate Banking, Commercial Banking, Institutional Relation, Retail and Treasury Banking & Head Office.

3. PENGGUNAAN ESTIMASI DAN PERTIMBANGAN AKUNTANSI YANG PENTING

Beberapa estimasi dan asumsi dibuat dalam rangka penyusunan laporan keuangan dimana dibutuhkan pertimbangan manajemen dalam menentukan metodologi yang tepat untuk penilaian aset dan liabilitas.

Manajemen membuat estimasi dan asumsi yang berimplikasi pada pelaporan nilai aset dan liabilitas atas tahun keuangan satu tahun ke depan. Semua estimasi dan asumsi yang diharuskan oleh PSAK adalah estimasi terbaik yang didasarkan pada standar yang berlaku. Estimasi dan pertimbangan dievaluasi secara terus menerus dan berdasarkan pengalaman masa lalu dan faktor-faktor lain termasuk harapan atas kejadian yang akan datang.

Walaupun estimasi dan asumsi ini dibuat berdasarkan pengetahuan terbaik manajemen atas kejadian dan aktivitas saat ini, hasil yang timbul mungkin berbeda dengan estimasi dan asumsi semula.

Sumber utama ketidakpastian estimasi:

a. Cadangan kerugian penurunan nilai pada piutang, pinjaman *qardh*, dan pembiayaan

Bank menelaah kualitas aset pada setiap tanggal laporan posisi keuangan untuk menilai apakah penurunan nilai harus dicatat dalam laporan laba rugi dan penghasilan komprehensif lain. Dalam menentukan apakah penurunan nilai harus dibentuk dalam laporan laba rugi, Bank membuat estimasi penilaian apakah terdapat indikasi penurunan kualitas aset. Estimasi tersebut didasarkan pada asumsi dari sejumlah aset dan hasil akhirnya mungkin berbeda, yang mengakibatkan perubahan di masa mendatang atas cadangan penurunan nilai.

3. USE OF CRITICAL ACCOUNTING ESTIMATES AND JUDGMENTS

Certain estimates and assumptions are made in the preparation of the financial statements and these require management judgment in determining the appropriate methodology for valuation of assets and liabilities.

Management makes estimates and assumptions that affect the reported amounts of assets and liabilities within the next financial year. All estimates and assumptions required in conformity with SFAS are best estimates undertaken in accordance with the applicable standard. Estimates and judgments are evaluated on a continuous basis and are based on past experiences and other factors, including expectations with regard to future events.

Although these estimates and assumptions are based on management's best knowledge of current events and activities, actual result may differ from those estimates and assumptions.

Key sources of estimation uncertainty:

a. Allowance for impairment losses on receivables, funds of qardh, and financing

The Bank examines the quality of assets at statements of financial position date to assess whether impairment should be recorded in the statements of profit or loss and other comprehensive income. In determining whether a provision for impairment losses should be recognised in the profit or loss, the Bank makes estimation of whether there is any indication of impairment in the asset quality. Such estimates are based on the assumption of a number of factors, and the end result may differ, resulting in future changes to allowance for impairment.

3. PENGGUNAAN ESTIMASI DAN PERTIMBANGAN AKUNTANSI YANG PENTING (lanjutan)

a. Cadangan kerugian penurunan nilai pada piutang, pinjaman *qardh*, dan pembiayaan (lanjutan)

Kondisi spesifik *counterparty* yang mengalami penurunan nilai dalam pembentukan cadangan kerugian atas piutang, pinjaman *qardh*, dan pembiayaan dievaluasi secara individu berdasarkan estimasi terbaik manajemen atas nilai kini arus kas yang diharapkan akan diterima. Dalam mengestimasi arus kas tersebut, manajemen membuat pertimbangan tentang situasi keuangan *counterparty* dan/atau nilai realisasi bersih dari setiap agunan. Setiap aset yang mengalami penurunan nilai dinilai sesuai dengan manfaat yang ada, dan strategi penyelesaian serta estimasi arus kas yang diperkirakan dapat diterima.

Perhitungan cadangan penurunan nilai kolektif meliputi kerugian pembiayaan yang melekat dalam portofolio piutang, pinjaman *qardh*, dan pembiayaan dengan karakteristik ekonomi yang sama ketika terdapat bukti objektif penurunan nilai, tetapi penurunan nilai secara individu belum dapat diidentifikasi. Dalam menilai kebutuhan untuk cadangan kolektif, manajemen mempertimbangkan faktor-faktor seperti kualitas piutang dan segmentasi. Guna membuat estimasi cadangan yang diperlukan, manajemen membuat asumsi untuk menentukan kerugian yang melekat, dan untuk menentukan parameter input yang diperlukan, berdasarkan pengalaman masa lalu dan kondisi ekonomi saat ini. Keakuratan penyisihan tergantung pada seberapa baik estimasi arus kas masa depan untuk cadangan *counterparty* tertentu dan asumsi model dan parameter yang digunakan dalam menentukan cadangan kolektif (Catatan 2d, 9, 10, 11, 12, 46a).

b. Kewajiban imbalan kerja karyawan

Nilai kini atas imbalan kerja karyawan tergantung dari banyaknya faktor yang dipertimbangkan oleh aktuaris berdasarkan beberapa asumsi. Perubahan atas asumsi-asumsi tersebut akan mempengaruhi *carrying amount* atas imbalan kerja karyawan.

Asumsi yang digunakan untuk menentukan biaya atau pendapatan untuk imbalan kerja mencakup tingkat diskonto dan kenaikan gaji di masa datang. Adanya perubahan pada asumsi ini akan mempengaruhi jumlah tercatat kewajiban imbalan kerja karyawan.

Bank menentukan tingkat diskonto yang tepat pada setiap periode pelaporan. Ini merupakan tingkat suku bunga yang digunakan untuk menentukan nilai kini atas arus kas masa depan yang diestimasi akan digunakan untuk membayar imbalan kerja.

3. USE OF CRITICAL ACCOUNTING ESTIMATES AND JUDGMENTS *(continued)*

a. Allowance for impairment losses on receivables, funds of qardh, and financing *(continued)*

The specific condition of impaired counterparty in calculating allowances for impairment losses on receivables, funds of qardh, and financing is evaluated individually based on management's best estimate of the present value of the expected cash in flows. In estimating these cash flows, management makes judgments about the counterparty's financial situation and/or the net realisable value of any underlying collateral. Each impaired assets is assessed on its merits, the workout strategy and estimated recoverable cash flows.

Collectively assessed impairment allowances cover financing losses inherent in portfolios of receivables, funds of qardh, and financing with similar economic characteristics when there is objective evidence of impairment, yet the individual impaired items cannot be identified. In assessing the need for collective allowances, management considers factors such as financing quality and product segmentation. In order to estimate the required allowance, assumptions are made to define the way inherent losses are modelled and to determine the required input parameters, based on historical experience and current economic conditions. The accuracy of the allowances depends on how well these estimate future cash flows for specific counterparty allowances and the model assumptions and parameters used in determining collective allowances (Note 2d, 9, 10, 11, 12, 46a).

b. Employee benefits liabilities

The present value of the employee benefit obligations depends on a number of factors that are determined on an actuarial basis using a number of assumptions. Any changes in these assumptions will impact the carrying amount of employee benefit obligations.

The assumptions used in determining the net cost or income for employee benefits include the discount rate and future salary increase. Any changes in these assumptions will have an impact on the carrying amount of employee benefits liabilities.

The Bank determines the appropriate discount rate at the reporting period. This is the interest rate that should be used to determine the present value of estimated future cash outflows expected to be required to settle the pension obligations.

3. PENGGUNAAN ESTIMASI DAN PERTIMBANGAN AKUNTANSI YANG PENTING (lanjutan)

b. Kewajiban imbalan kerja karyawan (lanjutan)

Dalam menentukan tingkat diskonto yang tepat, Bank mempertimbangkan tingkat suku bunga atas Obligasi Pemerintah yang mempunyai jatuh tempo yang menyerupai jangka waktu imbalan kerja karyawan.

Untuk tingkat kenaikan gaji masa datang, Bank mengumpulkan data historis mengenai perubahan gaji dasar pekerja dan menyesuaikannya dengan perencanaan bisnis masa datang.

Asumsi kunci liabilitas pensiun lainnya sebagian ditentukan berdasarkan kondisi pasar saat ini.

c. Perpajakan

Bank menentukan provisi perpajakan berdasarkan estimasi atas kemungkinan adanya tambahan beban pajak. Jika hasil akhir dari hal ini berbeda dengan jumlah yang dicatat semula, maka perbedaan tersebut akan berdampak terhadap laba rugi.

Aset pajak tangguhan diakui atas jumlah pajak penghasilan terpulihkan (recoverable) pada periode mendatang sebagai akibat perbedaan temporer yang boleh dikurangkan. Justifikasi manajemen diperlukan untuk menentukan jumlah aset pajak tangguhan yang dapat diakui, sesuai dengan waktu yang tepat dan tingkat laba fiskal di masa mendatang sejalan dengan strategi rencana perpajakan ke depan.

d. Revaluasi aset tetap

Revaluasi aset tetap Bank bergantung pada pemilihan asumsi yang digunakan oleh penilai independen dalam menghitung jumlah-jumlah tersebut. Asumsi tersebut termasuk antara lain: tingkat diskonto, nilai tukar, tingkat inflasi dan tingkat kenaikan pendapatan dan biaya. Bank berkeyakinan bahwa asumsi tersebut adalah wajar dan sesuai, perbedaan signifikan dalam asumsi yang ditetapkan Bank dapat mempengaruhi secara material nilai aset tetap yang direvaluasi.

e. Menentukan jangka waktu kontrak dengan opsi perpanjangan dan penghentian kontrak - Bank sebagai *lessee*

Bank menentukan jangka waktu sewa sebagai jangka waktu sewa yang tidak dapat dibatalkan, bersama dengan periode yang dicakup oleh opsi untuk memperpanjang masa sewa jika dipastikan akan dilaksanakan, atau periode apa pun yang dicakup oleh opsi untuk menghentikan sewa, jika cukup wajar untuk tidak dilakukan.

***3. USE OF CRITICAL ACCOUNTING ESTIMATES AND JUDGMENTS** (continued)*

***b. Employee benefits liabilities** (continued)*

In determining the appropriate discount rate, the Bank considers the interest rates of Government Bonds that have terms to maturity approximating the terms of the related employee benefit liabilities.

For the rate of future salary increases, the Bank collects all historical data relating to changes in base salaries and adjusts it for future business plans.

Other key assumptions for pension obligations are partly based on current market conditions.

c. Taxation

The Bank provides for tax provision based on estimates whether the additional taxes will be due. Where the final tax outcome of these matters is different from the amounts that were initially recorded, such differences will impact the profit loss.

Deferred tax assets are recognised for the future recoverable taxable income arising from temporary difference. Management judgement is required to determine the amount of deferred tax assets that can be recognised, based upon the likely timing on level of future taxable profits together with future strategic planning.

d. Fixed asset revaluation

The Bank's fixed assets revaluation depends on its selection of certain assumptions used by the independent appraisal in calculating such amounts. Those assumptions include among others: discount rate, exchange rate, inflation rate and revenue and cost increase rate. The Bank believes that its assumptions are reasonable and appropriate and significant differences in the Bank's assumptions may materially affect the valuation of its fixed assets.

e. Determine the contract term with extension and contract termination options - the Bank as lessee

The Bank determines the lease term as non-cancellable term, together with the period covered by the option to extend the lease if it is determined to be exercised, or any period covered by the option to terminate the lease, if it is reasonably certain not to be exercised.

3. PENGGUNAAN ESTIMASI DAN PERTIMBANGAN AKUNTANSI YANG PENTING (lanjutan)

e. Menentukan jangka waktu kontrak dengan opsi perpanjangan dan penghentian kontrak - Bank sebagai *lessee* (lanjutan)

Bank memiliki beberapa kontrak sewa yang mencakup opsi perpanjangan dan penghentian jangka waktu sewa. Bank menerapkan penilaian dalam mengevaluasi apakah dapat dipastikan jika akan menggunakan opsi untuk memperpanjang atau menghentikan sewa. Hal tersebut dilakukan dengan mempertimbangkan seluruh fakta dan keadaan yang relevan yang memberikan insentif ekonomi untuk melakukan perpanjangan atau penghentian sewa. Setelah tanggal dimulainya, Bank menilai kembali masa sewa, jika terdapat peristiwa atau perubahan signifikan dalam keadaan yang berada dalam kendali dan mempengaruhi apakah *lessee* cukup pasti untuk mengeksekusi opsi memperpanjang atau menghentikan sewa.

f. Penyisihan kerugian aset nonproduktif

Bank menelaah potensi kerugian aset nonproduktif pada setiap tanggal pelaporan untuk menilai apakah terdapat penyisihan penurunan nilai yang harus dibentuk dalam laporan laba rugi dan penghasilan komprehensif lain. Dalam menentukan apakah penyisihan penurunan nilai harus dibentuk, Bank membuat estimasi penilaian apakah terdapat indikasi penurunan nilai dari aset nonproduktif. Estimasi tersebut didasarkan pada pertimbangan dari sejumlah faktor dan hasil akhirnya mungkin berbeda (Catatan 15).

g. Perlakuan penjualan aset pembiayaan

Penjualan aset syariah berupa pembiayaan *musyarakah mutanaqishah* ("MMQ") griya dilakukan setelah memenuhi kondisi jual beli yang sesungguhnya (*al-bai' al-haqiqi*), yang ditandai dengan berpindahnya kepemilikan aset pembiayaan MMQ yang diperjualbelikan, tidak ada kewajiban Bank untuk membeli kembali aset pembiayaan dalam bentuk pembiayaan atau dalam bentuk instrumen investasi sekuritisasi efek beragun aset syariah surat partisipasi ("EBAS-SP").

Kontrak jual beli secara syariah harus dibuat dalam bentuk jelas dan final. Prinsip syariah mensyaratkan tidak boleh terdapat dua transaksi dalam satu kontrak. Sehingga Bank memperlakukan penjualan aset pembiayaan sebagai transaksi yang terpisah dari pembelian EBAS-SP kelas B.

3. USE OF CRITICAL ACCOUNTING ESTIMATES AND JUDGMENTS *(continued)*

e. Determine the contract term with extension and contract termination options - the Bank as lessee *(continued)*

The Bank has several lease contracts that include extension and contract termination in the lease terms. The Bank applies its judgment in evaluating whether it is certain to exercise the option to extend or terminate the lease. This is done by considering all relevant facts and circumstances that provide economic incentives to extend or terminate the lease. After the commencement date, the Bank reassesses the lease term, if there is a significant event or change in circumstances which is under its control and affects whether the lessee is certain enough to exercise the option to extend or terminate the lease.

f. Allowance for impairment losses on non-earning assets

The Bank evaluates the potential loss of non-earning assets at each reporting date to assess whether provision for impairment losses should be recognised in the statements of profit or loss and other comprehensive income. In determining whether a provision for impairment losses should be recognised, the Bank makes estimate on whether there is any indication of impairment of non-earning assets. These estimates are based on consideration of a number of factors and the end results may be different (Note 15).

g. Treatment of sales of financing assets

The sale of sharia assets in the form of musyarakah mutanaqishah ("MMQ") financing is carried out after fulfilling the actual conditions of sale and purchase (al-bai' al-haqiqi), which is marked by the transfer of ownership of the MMQ financing assets being traded, there is no obligation of the Bank to buy back the financing assets in the form of financing or in the form of sharia asset-backed securities securitization investment instrument participation letter ("EBAS-SP").

Sharia sale and purchase contracts must be made in a clear and final form. Sharia principles require that there cannot be two transactions in one contract. So the Bank treats the sale of financing assets as a separate transaction from the purchase of class B EBAS-SP.

3. PENGGUNAAN ESTIMASI DAN PERTIMBANGAN AKUNTANSI YANG PENTING (lanjutan)

g. Perlakuan penjualan aset pembiayaan (lanjutan)

Bank menerapkan kriteria jual beli sesungguhnya menggunakan PSAK 411, "Akuntansi *Wa'd*". Jual beli sesungguhnya ditandai dengan telah terjadi perpindahan dari Bank kepada penerbit atas:

a. hak dan kewajiban hukum aset syariah;
b. semua manfaat dan risiko dari aset syariah; dan
c. pengendalian atas aset syariah tersebut.

Sesuai dengan hal diatas, Bank menghentikan pengakuan pembiayaan MMQ secara menyeluruh (lihat Catatan 12g).

3. USE OF CRITICAL ACCOUNTING ESTIMATES AND JUDGMENTS *(continued)*

g. Treatment of sales of financing assets *(continued)*

The Bank applies true sale criteria using SFAS 411, "Accounting of Wa'd". The true sale is marked by a transfer from the Bank to the issuer of:

a) legal rights and obligations of sharia assets;
b) all risks and rewards from sharia assets; and
c) control over the sharia assets.

Accordingly, the Bank derecognised the MMQ financing at its entirety (see Note 12g).

4. KAS / ***4. CASH***

	31 Desember/ *December* 2025	31 Desember/ *December* 2024	
Rupiah	8,157,814	7,623,321	***Rupiah***
Mata uang asing			***Foreign currencies***
Dolar Amerika Serikat	164,345	174,016	*United States Dollar*
Riyal Arab Saudi	307,691	272,438	*Saudi Arabian Riyal*
Dolar Singapura	52,536	6,402	*Singapore Dollar*
Euro Eropa	6,516	3,020	*Europe Euro*
Dolar Australia	1,688	1,423	*Australian Dollar*
Yen Jepang	176	69	*Japanese Yen*
	8,690,766	8,080,689	

Pada tanggal 31 Desember 2025 dan 2024, saldo dalam mata uang Rupiah tersebut sudah termasuk uang pada mesin Anjungan Tunai Mandiri ("ATM") masing-masing sebesar Rp1.947.147 dan Rp1.738.176.

As at 31 December 2025 and 2024, the Rupiah balance includes cash in Automated Teller Machines ("ATM") amounting to Rp1,947,147 and Rp1,738,176, respectively.

Bank telah mengasuransikan kas dalam kluis, kas dalam perjalanan dan kas pada mesin ATM untuk menutup kemungkinan kerugian terhadap risiko bencana alam, pencurian, dan risiko lainnya kepada PT Asuransi Askrida Syariah dan PT Asuransi Takaful Umum, keseluruhannya adalah pihak ketiga, PT Asuransi Tugu Pratama Indonesia Tbk., PT BRI Asuransi Indonesia Unit Syariah dan PT Asuransi Jasindo Syariah, keseluruhannya adalah pihak berelasi.

The Bank has insured cash in vaults, cash in transit and cash in ATMs to cover possible losses against the risk of natural disasters, theft and other risks to PT Asuransi Askrida Syariah and PT Asuransi Takaful Umum, all are third parties, PT Asuransi Tugu Pratama Indonesia Tbk., PT BRI Asuransi Indonesia Unit Syariah and PT Asuransi Jasindo Syariah, all are related parties.

5. GIRO DAN PENEMPATAN PADA BANK INDONESIA / ***5. CURRENT ACCOUNTS AND PLACEMENTS WITH BANK INDONESIA***

a. Berdasarkan mata uang / ***a. By currency***

	31 Desember/ *December* 2025	31 Desember/ *December* 2024	
Rupiah	35,930,613	41,470,072	*Rupiah*
Dolar Amerika Serikat	15,672,430	8,496,207	*United States Dollar*
	51,603,043	49,966,279	

5. GIRO DAN PENEMPATAN PADA BANK INDONESIA (lanjutan) / *5. CURRENT ACCOUNTS AND PLACEMENTS WITH BANK INDONESIA (continued)*

b. Berdasarkan jenis / *b. By type*

	31 Desember/ *December* 2025	31 Desember/ *December* 2024	
Rupiah			*Rupiah*
Giro pada Bank Indonesia	25,023,385	13,470,072	*Current accounts with Bank Indonesia*
Fasilitas Simpanan Bank Indonesia Syariah ("FASBIS")	10,907,228	28,000,000	*Bank Indonesia Sharia Certificates Facilities ("FASBIS")*
	35,930,613	41,470,072	
Dolar Amerika Serikat			*United States Dollar*
Giro pada Bank Indonesia	4,416,805	368,232	*Current accounts with Bank Indonesia*
Deposito Berjangka Syariah Bank Indonesia	11,255,625	8,127,975	*Bank Indonesia Sharia Term Deposits*
	15,672,430	8,496,207	
	51,603,043	49,966,279	

c. Berdasarkan jangka waktu / *c. By time period*

Giro dan penempatan pada Bank Indonesia memiliki sisa umur jatuh tempo kurang dari 1 (satu) bulan.

Current accounts and placements with Bank Indonesia have remaining period to maturity of less than 1 (one) month.

d. Berdasarkan sisa umur jatuh tempo / *d. By remaining period to maturity*

	31 Desember/ *December* 2025	31 Desember/ *December* 2024	
Rupiah			*Rupiah*
≤ 1 bulan	35,930,613	41,470,072	*≤ 1 month*
> 1 - ≤ 3 bulan	-	-	*> 1 - ≤ 3 months*
> 3 - ≤ 12 bulan	-	-	*> 3 - ≤ 12 months*
	35,930,613	41,470,072	
Dolar Amerika Serikat			*United States Dollar*
≤ 1 bulan	15,672,430	8,496,207	*≤ 1 month*
> 1 - ≤ 3 bulan	-	-	*> 1 - ≤ 3 months*
	15,672,430	8,496,207	
	51,603,043	49,966,279	

e. Berdasarkan kolektibilitas / *e. By collectibility*

Kolektibilitas giro dan penempatan pada Bank Indonesia diungkapkan pada Catatan 54a.

The collectibility of current accounts and placements with Bank Indonesia is disclosed in Note 54a.

f. Rasio Giro Wajib Minimum ("GWM") / *f. The Minimum Statutory Reserve Requirement ("GWM") Ratio*

GWM Bank sesuai dengan Peraturan Bank Indonesia dan Peraturan Anggota Dewan Gubernur ("PADG") diungkapkan pada Catatan 54m.

GWM Bank in accordance with Bank Indonesia Regulation and Board of Governors Members Regulations ("PADG") is disclosed in Note 54m.

g. Kisaran tingkat bonus tahunan / *g. The range of annual bonus rate*

	31 Desember/ *December* 2025	31 Desember/ *December* 2024	
Fasilitas Simpanan Bank Indonesia Syariah ("FASBIS")	3.75% - 5.25%	5.25% - 5.50%	*Bank Indonesia Sharia Deposit Facilities ("FASBIS")*
Deposito Berjangka Syariah Bank Indonesia	3.89% - 4.40%	4.35% - 5.58%	*Bank Indonesia Sharia Term Deposit*

6. GIRO DAN PENEMPATAN PADA BANK LAIN / *6. CURRENT ACCOUNTS AND PLACEMENTS WITH OTHER BANKS*

a. Berdasarkan mata uang / *a. By currency*

	31 Desember/ *December* 2025	31 Desember/ *December* 2024	
Rupiah	1,912,547	2,700,430	***Rupiah***
Mata uang asing			***Foreign currencies***
Dolar Amerika Serikat	1,288,338	1,001,663	*United States Dollar*
Riyal Arab Saudi	1,108,721	79,938	*Saudi Arabian Riyal*
Euro Eropa	105,672	19,758	*Europe Euro*
Dolar Singapura	96,243	34,578	*Singapore Dollar*
Pound Sterling Inggris	26,794	6,576	*Great Britain Pound Sterling*
Yen Jepang	10,532	2,863	*Japanese Yen*
Yuan China	9,374	19,805	*Chinese Yuan*
Dolar Australia	4,465	7,987	*Australian Dollar*
Dirham Uni Emirat Arab	3,685	7,011	*United Arab Emirates Dirham*
Franc Swiss	1,805	-	*Franc Swiss*
Dolar Hong Kong	273	265	*Hong Kong Dollar*
	2,655,902	1,180,444	
Jumlah	4,568,449	3,880,874	*Total*
Cadangan kerugian penurunan nilai	(17,787)	(14,809)	*Allowance for impairment losses*
	4,550,662	3,866,065	

b. Berdasarkan hubungan / *b. By relationship*

	31 Desember/ *December* 2025	31 Desember/ *December* 2024	
Pihak ketiga			***Third parties***
Rupiah			***Rupiah***
Sertifikat Pengelolaan Dana Berdasarkan Prinsip Syariah Antarbank ("SIPA")			*Sharia Compliant Interbank Fund Management Certificate ("SIPA")*
PT Bank Mega Syariah	800,000	-	*PT Bank Mega Syariah*
PT Bank Panin Dubai Syariah	450,000	-	*PT Bank Panin Dubai Syariah*
PT Bank Nano Syariah	300,000	-	*PT Bank Nano Syariah*
PT BPD Sumatera Selatan dan Bangka Belitung - UUS	200,000	200,000	*BPD Sumatera Selatan and Bangka Belitung - UUS*
PT BPD Riau Kepri Syariah	100,000	-	*PT BPD Riau Kepri Syariah*
PT Bank Maybank Syariah Indonesia	-	600,000	*PT Bank Maybank Syariah Indonesia*
PT Bank Syariah Mega Indonesia	-	450,000	*PT Bank Syariah Mega Indonesia*
PT Bank Jabar Banten Syariah	-	400,000	*PT Bank Jabar Banten Syariah*
PT Bank Syariah Nasional	-	300,000	*PT Bank Syariah Nasional*
PT BPD Aceh	-	250,000	*PT BPD Aceh*
PT BPD Sulawesi Selatan dan Sulawesi Barat - UUS	-	200,000	*BPD Sulawesi Selatan and Sulawesi Barat - UUS*
	1,850,000	2,400,000	
Giro			*Current accounts*
Standard Chartered Bank	5,955	3,564	*Standard Chartered Bank*
PT BPD Sulawesi Tengah	1,840	144	*PT BPD Sulawesi Tengah*
PT BPD Bengkulu	529	2,827	*PT BPD Bengkulu*
PT Bank Central Asia Tbk	-	187,388	*PT Bank Central Asia Tbk*
Bank lainnya	10	10	*Other banks*
	8,334	193,933	
	1,858,334	2,593,933	

6. GIRO DAN PENEMPATAN PADA BANK LAIN (lanjutan) / *CURRENT ACCOUNTS AND PLACEMENTS WITH OTHER BANKS (continued)*

b. Berdasarkan hubungan (lanjutan) / *By relationship (continued)*

	31 Desember/ *December* 2025	31 Desember/ *December* 2024	
Pihak ketiga (lanjutan)			***Third parties (continued)***
Mata uang asing			***Foreign currencies***
Giro			*Current accounts*
Citibank N.A New York	722,197	883,190	*Citibank N.A New York*
Gulf International Bank Saudia Arabia	512,281	20,427	*Gulf International Bank Saudia Arabia*
J.P.Morgan Chase Bank	259,669	66,661	*J.P.Morgan Chase Bank*
Riyad Bank	228,155	12,337	*Riyad Bank*
Bank Saudi National Commercial	211,852	23,732	*Bank Saudi National Commercial*
Wells Fargo Bank N.A	160,966	24,915	*Wells Fargo Bank N.A*
Al Rajhi Banking & Investment	143,657	22,583	*Al Rajhi Banking & Investment*
PT Bank Central Asia Tbk	70,563	1,625	*PT Bank Central Asia Tbk*
J.P Morgan SE - Germany Cabang Frankfurt	69,000	16,262	*JP Morgan SE - Germany Frankfurt Branch*
DBS Bank Ltd	57,636	22,575	*DBS Bank Ltd*
United Overseas Bank	36,842	10,395	*United Overseas Bank*
J.P.Morgan London	25,774	5,656	*J.P.Morgan London*
Deutsche Bank, Cabang Frankfurt	24,578	6,298	*Deutsche Bank, Frankfurt Branch*
Deutsche Bank AG, Cabang Eropa	18,628	3,258	*Deutsche Bank AG, Europe Branch*
Bank Albilad	12,776	860	*Bank Albilad*
Sumitomo Mitsui Banking	10,489	2,816	*Sumitomo Mitsui Banking*
Bank Of China (Hongkong) Limited	9,374	19,805	*Bank Of China (Hongkong) Limited*
Bank Australia & New Zealand	4,465	7,987	*Bank Australia & New Zealand*
Emirates Islamic Bank P.J.S.C	3,231	7,011	*Emirates Islamic Bank P.J.S.C*
First Abu Dhabi Bank P.J.S.C	453	-	*First Abu Dhabi Bank P.J.S.C*
	2,582,586	1,158,392	
	4,440,920	3,752,325	
Pihak berelasi (Catatan 45)			***Related parties (Note 45)***
Rupiah			***Rupiah***
Giro			*Current accounts*
PT Bank Mandiri (Persero) Tbk	42,397	49,237	*PT Bank Mandiri (Persero) Tbk*
PT Bank Rakyat Indonesia (Persero) Tbk	11,001	10,806	*PT Bank Rakyat Indonesia (Persero) Tbk*
PT Bank Negara Indonesia (Persero) Tbk	815	46,455	*PT Bank Negara Indonesia (Persero) Tbk*
	54,213	106,498	
Mata uang asing			***Foreign currencies***
Giro			*Current accounts*
PT Bank Mandiri (Persero) Tbk	38,036	7,068	*PT Bank Mandiri (Persero) Tbk*
PT Bank Negara Indonesia (Persero) Tbk, Cabang London	20,870	1,158	*PT Bank Negara Indonesia (Persero) Tbk, London Branch*
PT Bank Negara Indonesia (Persero) Tbk, Cabang New York	6,752	6,233	*PT Bank Negara Indonesia (Persero) Tbk, New York Branch*
PT Bank Negara Indonesia (Persero) Tbk	3,284	5,030	*PT Bank Negara Indonesia (Persero) Tbk*
PT Bank Rakyat Indonesia (Persero) Tbk, Cabang Singapura	1,765	1,608	*PT Bank Rakyat Indonesia (Persero) Tbk, Singapore Branch*
PT Bank Rakyat Indonesia (Persero) Tbk, Cabang New York	1,641	14	*PT Bank Rakyat Indonesia (Persero) Tbk, New York Branch*
PT Bank Rakyat Indonesia (Persero) Tbk	651	628	*PT Bank Rakyat Indonesia (Persero) Tbk*
Bank lainnya	317	312	*Other banks*
	73,316	22,051	
	127,529	128,549	
Jumlah	4,568,449	3,880,874	*Total*
Cadangan kerugian penurunan nilai	(17,787)	(14,809)	*Allowance for impairment losses*
	4,550,662	3,866,065	

6. GIRO DAN PENEMPATAN PADA BANK LAIN (lanjutan)

c. Berdasarkan kolektibilitas

Kolektibilitas giro dan penempatan pada bank lain diungkapkan pada Catatan 54b.

d. Berdasarkan jatuh tempo

Giro dan penempatan pada bank lain memiliki sisa umur jatuh tempo kurang dari 1 (satu) bulan.

e. Perubahan cadangan kerugian penurunan nilai giro dan penempatan pada bank lain

6. CURRENT ACCOUNTS AND PLACEMENTS WITH OTHER BANKS *(continued)*

c. By collectability

The collectibility of current accounts and placements with other banks is disclosed in Note 54b.

d. By maturity

Current accounts and placements with other banks have remaining period to maturity of less than 1 (one) month.

e. The movements of allowance for losses on current accounts and placements with other banks

	31 Desember/ *December* 2025	31 Desember/ *December* 2024	
Saldo awal	14,809	20,745	*Beginning balance*
Pembentukan/(pembalikan) selama periode berjalan (Catatan 40)	2,236	(6,999)	*Provision/(reversal) during the period (Note 40)*
Selisih kurs	742	1,063	*Exchange rate difference*
Saldo akhir	17,787	14,809	*Ending balance*

Manajemen berpendapat bahwa jumlah penyisihan kerugian giro dan penempatan pada bank lain adalah cukup untuk menutup kerugian akibat tidak tertagihnya giro dan penempatan pada bank lain.

Management believes that the allowance for impairment losses is adequate to cover losses from uncollectible current accounts and placements with other banks.

Pada tanggal 31 Desember 2025 dan 2024, tidak terdapat giro dan penempatan pada bank lain yang dijadikan jaminan.

As at 31 December 2025 and 2024, no current accounts and placements with other bank are pledged as collaterals.

Seluruh pendapatan yang diterima dari giro pada bank nonsyariah dicatat sebagai dana kebajikan (Catatan 23).

All income received from current accounts with non-sharia banks are recorded as qardhul hasan funds (Note 23).

7. INVESTASI PADA SURAT BERHARGA / *7. INVESTMENTS IN MARKETABLE SECURITIES*

a. Berdasarkan jenis dan mata uang / *a. By type and currency*

	31 Desember/*December* 2025		31 Desember/*December* 2024		
	Nilai nominal/ *Nominal value*	Nilai tercatat/ *Carrying value*	Nilai nominal/ *Nominal value*	Nilai tercatat/ *Carrying value*	
Nilai wajar melalui laba rugi					***Fair value through profit or loss***
Rupiah					***Rupiah***
Sukuk Bank Indonesia	6,636,068	6,724,574	2,000,000	2,028,369	*Sukuk Bank Indonesia*
Surat Perbendaharaan Negara Syariah ("SPNS")	2,908,897	2,850,078	2,006,619	1,962,324	*Sharia State Treasury Certificate ("SPNS")*
Surat Berharga Syariah Negara ("SBSN")	1,911,328	1,933,535	2,320,383	2,300,433	*Government Islamic Securities ("SBSN")*
Efek Beragun Aset Syariah - Surat Partisipasi ("EBAS - SP") (Catatan 7g dan 12g7)	27,301	27,722	27,301	29,476	*Sharia Asset Backed Securities - Letter of Participation ("EBAS - SP") (Note 7g and 12g7)*
	11,483,594	11,535,909	6,354,303	6,320,602	
Mata uang asing					***Foreign currencies***
Sukuk Bank Indonesia	500,250	504,035	-	-	*Sukuk Bank Indonesia*
Surat Berharga Syariah Negara ("SBSN")	258,046	260,858	46,466	46,181	*Government Islamic Securities ("SBSN")*
	758,296	764,893	46,466	46,181	
Total nilai wajar melalui laba rugi	12,241,890	12,300,802	6,400,769	6,366,783	***Total fair value through profit or loss***
Nilai wajar melalui penghasilan komprehensif lain					***Fair value through other comprehensive income***
Rupiah					***Rupiah***
Surat Berharga Syariah Negara ("SBSN")	16,477,765	16,898,418	10,455,701	10,251,000	*Government Islamic Securities ("SBSN")*
Sukuk Bank Indonesia	5,240,654	5,240,654	11,184,698	11,184,698	*Sukuk Bank Indonesia*
Reksa dana	2,846,710	2,914,784	2,500,000	2,543,914	*Mutual funds*
	24,565,129	25,053,856	24,140,399	23,979,612	
Mata uang asing					***Foreign currencies***
Sukuk Bank Indonesia	5,669,500	5,669,500	8,127,975	8,127,975	*Sukuk Bank Indonesia*
Surat Berharga Syariah Negara ("SBSN")	1,196,515	1,201,616	273,615	261,066	*Government Islamic Securities ("SBSN")*
	6,866,015	6,871,116	8,401,590	8,389,041	
Total nilai wajar melalui penghasilan komprehensif lain	31,431,144	31,924,972	32,541,989	32,368,653	***Total fair value through other comprehensive income***
Biaya perolehan diamortisasi					***Amortised cost***
Rupiah					***Rupiah***
Surat Berharga Syariah Negara ("SBSN")	14,162,265	14,180,967	22,078,936	22,127,374	*Government Islamic Securities ("SBSN")*
Wesel ekspor	213,953	213,953	309,746	309,746	*Export bills*
Sukuk korporasi	45,000	45,000	638,800	638,800	*Corporate sukuk*
	14,421,218	14,439,920	23,027,482	23,075,920	
Mata uang asing					***Foreign currencies***
Surat Berharga Syariah Negara ("SBSN")	1,000,500	1,006,977	431,346	433,580	*Government Islamic Securities ("SBSN")*
Wesel ekspor	9,931	9,931	6,870	6,870	*Export bills*
	1,010,431	1,016,908	438,216	440,450	
Total biaya perolehan diamortisasi	15,431,649	15,456,828	23,465,698	23,516,370	***Total amortised cost***
Total investasi pada surat berharga		59,682,602		62,251,806	***Total investments in marketable securities***
Cadangan kerugian penurunan nilai		(32,114)		(35,288)	*Allowance for impairment losses*
Bersih		59,650,488		62,216,518	*Net*

7. INVESTASI PADA SURAT BERHARGA (lanjutan) / *INVESTMENTS IN MARKETABLE SECURITIES (continued)*

b. Berdasarkan penerbit / *b. By issuer*

Penerbit/*Issuer*	Tingkat bagi hasil per tahun (%)/ *Annual revenue sharing rate (%)*	Peringkat/ *Rating* 31 Desember/ *December* 2025	Peringkat/ *Rating* 31 Desember/ *December* 2024	Nilai tercatat/ *Carrying value* 31 Desember/ *December* 2025	Nilai tercatat/ *Carrying value* 31 Desember/ *December* 2024
Diukur pada nilai wajar melalui laba rugi/ ***Measured at fair value through profit or loss***					
Rupiah					
Bank Indonesia*)	5,03	-	-	6,724,574	2,028,369
Pemerintah/*Government**)					
Seri SBSN PBS003	6.00	-	-	192,812	698,031
Seri SBSN PBS004	6.10	-	-	35,447	10,863
Seri SBSN PBS005	6.75	-	-	24,016	17,620
Seri SBSN PBS007	9.00	-	-	-	3,247
Seri SBSN PBS012	8.88	-	-	1,149	126,050
Seri SBSN PBS015	8.00	-	-	1,660	1,969
Seri SBSN PBS017	6.13	-	-	-	278,412
Seri SBSN PBS021	8.50	-	-	-	52
Seri SBSN PBS022	8.63	-	-	-	380
Seri SBSN PBS025	8.38	-	-	-	46,761
Seri SBSN PBS028	7.75	-	-	-	9,558
Seri SBSN PBS029	6.38	-	-	3,826	232
Seri SBSN PBS030	5.88	-	-	708,279	128,505
Seri SBSN PBS032	4.88	-	-	360,451	328,337
Seri SBSN PBS033	6.75	-	-	7,594	29,124
Seri SBSN PBS034	6.50	-	-	32,138	964
Seri SBSN PBS036	5.38	-	-	-	449,735
Seri SBSN PBS037	6.88	-	-	1,486	2,780
Seri SBSN PBS038	6.88	-	-	8,414	3,235
Seri SBSN PBS039	6.63	-	-	20,124	-
Seri SBSN PBS040	5.00	-	-	116,741	-
Seri SBSN SR016	4.95	-	-	-	19,716
Seri SBSN SR017	5.90	-	-	-	23,254
Seri SBSN SR018T3	6.25	-	-	30,618	33,789
Seri SBSN SR018T5	6.40	-	-	34,658	18,597
Seri SBSN SR019T3	5.95	-	-	28,242	18,402
Seri SBSN SR019T5	6.10	-	-	30,113	13,679
Seri SBSN SR020T3	6.30	-	-	73,089	19,111
Seri SBSN SR020T5	6.40	-	-	22,239	12,661
Seri SBSN SR021T3	6.35	-	-	80,123	4,996
Seri SBSN SR021T5	6.45	-	-	40,092	373
Seri SBSN SR022T3	6.45	-	-	18,073	-
Seri SBSN SR022T5	6.55	-	-	6,686	-
Seri SBSN SR023T3	5.80	-	-	8,832	-
Seri SBSN SR023T5	5.95	-	-	46,633	-
SPN-S 02022025TRD	-	-	-	-	323,005
SPN-S 03032025TRD	-	-	-	-	469,597
SPN-S 01042025TRD	-	-	-	-	165,654
SPN-S 29052025TRD	-	-	-	-	320,256
SPN-S 09062025TRD	-	-	-	-	160,206
SPN-S 07072025TRD	-	-	-	-	309,093
SPN S 04082025TRD	-	-	-	-	75,910
SPN-S 01092025TRD	-	-	-	-	138,603
SPN-S 09032026TRD	-	-	-	473,303	-
SPN-S 06042026TRD	-	-	-	537,922	-
SPN-S 04052026TRD	-	-	-	8,206	-
SPN-S 01062026TRD	-	-	-	220,769	-
SPN-S 13072026TRD	-	-	-	487,925	-
SPN-S 10082026TRD	-	-	-	1,121,953	-
Korporasi/*Corporation*					
EBAS - SP*)	-	-	-	27,722	29,476
				11,535,909	6,320,602
Dolar Amerika Serikat/*United States Dollar*					
Bank Indonesia*)	3.98	-	-	504,035	-
Pemerintah/*Government**)					
Seri INDOIS25TRD	3.31	-	-	-	1,621
Seri INDOIS27TRD	4.27	-	-	-	13,096
Seri SNI25TRD	4.30	-	-	-	31,464
Seri SNI0229TRD	4.45	-	-	6,798	-
Seri SNI0327TRD	4.15	-	-	12,280	-
Seri SNI0530TRD	5.00	-	-	25,697	-
Seri SNI0627TRD	4.40	-	-	119,132	-
Seri SNI0631TRD	2.55	-	-	2,883	-
Seri SNI0730TRD	4.55	-	-	41,723	-
Seri SNI0735TRD	5.20	-	-	43,813	-
Seri SNI1133TRD	5.60	-	-	8,532	-
				764,893	46,181
				12,300,802	6,366,783

*) Tidak memiliki peringkat / *No Rating*

7. INVESTASI PADA SURAT BERHARGA (lanjutan) / *INVESTMENTS IN MARKETABLE SECURITIES (continued)*

b. Berdasarkan penerbit (lanjutan) / *b. By issuer (continued)*

Penerbit/*Issuer*	Tingkat bagi hasil per tahun (%)/ *Annual revenue sharing rate (%)*	Peringkat/ *Rating* 31 Desember/ *December* 2025	Peringkat/ *Rating* 31 Desember/ *December* 2024	Nilai tercatat/ *Carrying value* 31 Desember/ *December* 2025	Nilai tercatat/ *Carrying value* 31 Desember/ *December* 2024
Diukur pada nilai wajar melalui penghasilan komprehensif lain (lanjutan)/ ***Measured at fair value through other comprehensive income*** *(continued)*					
Rupiah					
Bank Indonesia*)	5.01	-	-	5,240,654	11,184,698
Korporasi/*Corporation*)					
Reksa Dana PT Batavia Proteksi Syariah	-	-	-	353,283	351,601
Reksa Dana PT Bahana TCW Investment Management	-	-	-	451,671	512,750
Reksa Dana PT BNP Paribas Asset Management	-	-	-	-	203,855
Reksa Dana PT Eastspring Investment Indonesia	-	-	-	876,914	717,281
Reksa Dana PT Manulife Syariah Proteksi Utama	-	-	-	201,534	200,938
Reksa Dana PT Syailendra Capital	-	-	-	458,759	202,074
Reksa Dana PT Trimegah Sekuritas Indonesia	-	-	-	572,623	355,415
Pemerintah/*Government*)					
Seri SBSN PBSG001	6.63	-	-	1,508,018	573,996
Seri SBSN PBS003	6.00	-	-	2,072,938	1,041,777
Seri SBSN PBS004	6.10	-	-	1,662,367	1,501,152
Seri SBSN PBS012	8.88	-	-	629,888	366,579
Seri SBSN PBS022	8.63	-	-	394,499	-
Seri SBSN PBS029	6.38	-	-	1,334,224	999,665
Seri SBSN PBS030	5.88	-	-	3,659,127	1,619,080
Seri SBSN PBS032	4.88	-	-	1,401,935	1,636,720
Seri SBSN PBS034	6.50	-	-	1,011,107	-
Seri SBSN PBS036	5.38	-	-	-	598,793
Seri SBSN PBS037	6.88	-	-	1,920,552	1,913,238
Seri SBSN PBS040	5.00	-	-	1,303,763	-
				25,053,856	23,979,612
Dolar Amerika Serikat/*United States Dollar*					
Bank Indonesia*)	3.97	-	-	5,669,500	8,127,975
Pemerintah/*Government*)					
Seri SNI0630AFS	2.80	-	-	159,998	71,410
Seri SNI0229AFS	4.45	-	-	184,649	94,236
Seri SNI0729AFS	5.10	-	-	309,995	64,314
Seri SNI0632AFS	4.70	-	-	33,712	31,106
Seri SNI0327AFS	4.15	-	-	83,541	-
Seri SNI0530AFS	5.00	-	-	281,109	-
Seri SNI0631AFS	2.55	-	-	52,109	-
Seri SNI1128AFS	5.40	-	-	26,997	-
Seri SNI1230AFS	4.50	-	-	16,729	-
Seri SNI1133AFS	5.60	-	-	52,777	-
				6,871,116	8,389,041
				31,924,972	32,368,653
Diukur pada biaya perolehan diamortisasi/ ***Measured at amortised cost***					
Rupiah					
Korporasi/*Corporation*					
PT BPD Kalimantan Selatan Tahun 2022	8.00	-	A(idn)sy	-	35,000
CIMB Niaga Tahun 2023 Seri B	7.15	idAAA(sy)	AA+(idn)sy	45,000	45,000
Indosat Tahap I Tahun 2022 Seri A	7.00	-	idAAA(sy)	-	213,800
MPI Tahap II Tahun 2022 Seri A	9.00	-	idA(sy)	-	150,000
XL Axiata Tahap I Tahun 2022 Seri A	6.75	-	AAA(idn)sy	-	195,000
Pemerintah/*Government*)					
Seri SBSN IFR0006	10.25	-	-	48,662	49,533
Seri SBSN IFR0010	10.00	-	-	96,985	98,377
Seri SBSN PBS003	6.00	-	-	1,920,069	1,921,650
Seri SBSN PBS004	6.10	-	-	714,192	712,393
Seri SBSN PBS005	6.75	-	-	156,927	156,743
Seri SBSN PBS012	8.88	-	-	164,133	166,538
Seri SBSN PBS017	6.13	-	-	-	7,590,093
Seri SBSN PBS021	8.50	-	-	102,637	105,663
Seri SBSN PBS030	5.88	-	-	3,351,456	3,353,999
Seri SBSN PBS032	4.88	-	-	6,627,593	6,625,521
Seri SBSN PBS036	5.38	-	-	-	298,577
Seri SBSN PBSG001	6.63	-	-	998,313	998,421
Seri SBSN SR016	4.95	-	-	-	49,866
Wesel Ekspor/*Export bills*	5.92	-	-	213,953	309,746
				14,439,920	23,075,920

*) Tidak memiliki peringkat / *) *No Rating*

7. INVESTASI PADA SURAT BERHARGA (lanjutan)

b. Berdasarkan penerbit (lanjutan)

7. *INVESTMENTS IN MARKETABLE SECURITIES (continued)*

b. *By issuer (continued)*

Penerbit/*Issuer*	Tingkat bagi hasil per tahun (%)/ *Annual revenue sharing rate (%)*	Peringkat/ *Rating*		Nilai tercatat/ *Carrying value*	
		31 Desember/ *December* 2025	31 Desember/ *December* 2024	31 Desember/ *December* 2025	31 Desember/ *December* 2024
Diukur pada biaya perolehan diamortisasi/ ***Measured at amortised cost***					
Dolar Amerika Serikat/*United States Dollar*					
Pemerintah/*Government*[*)]					
Seri INDOIS25	4.33	-	-	-	61,861
Seri INDOIS25 *NEW*	2.30	-	-	-	80,494
Seri INDOIS27	4.40	-	-	-	241,688
Seri INDOIS29	5.10	-	-	-	49,537
Seri SNI0327	4.15	-	-	83,317	-
Seri SNI0530	5.00	-	-	67,815	-
Seri SNI0627	4.40	-	-	250,285	-
Seri SNI0630	2.80	-	-	93,212	-
Seri SNI0729	5.10	-	-	51,034	-
Seri SNI1128	5.40	-	-	172,989	-
Seri SNI1133	5.60	-	-	87,004	-
Seri SNI1230	4.50	-	-	33,350	-
Seri SNI28	4.40	-	-	167,971	-
Wesel Ekspor/*Export bills*	5.10	-	-	9,931	6,870
				1,016,908	440,450
				15,456,828	23,516,370
				59,682,602	62,251,806
Cadangan kerugian penurunan nilai/*Allowance for impairment losses*				(32,114)	(35,288)
				59,650,488	62,216,518

*) Tidak memiliki peringkat

*) *No Rating*

Jumlah nominal atas SNI0229, SNI0327, SNI0530, SNI0627, SNI0631, SNI0730, SNI0735, SNI1133, SNI0630, SNI0729, SNI0632, SNI1128, SNI1230, SNI28 dan SUVBI dalam mata uang Dolar Amerika Serikat pada tanggal 31 Desember 2025 adalah sebesar USD518.320.055 (nilai penuh).

The nominal amount of SNI0229, SNI0327, SNI0530, SNI0627, SNI0631, SNI0730, SNI0735, SNI1133, SNI0630, SNI0729, SNI0632, SNI1128, SNI1230, SNI28 and SUVBI which is denominated in United States Dollar as at 31 December 2025 amounted to USD518,320,055 (full amount).

Jumlah nominal atas INDOIS25, INDOIS25 *NEW*, INDOIS25TRD, INDOIS27, INDOIS27TRD, INDOIS29, SNI25TRD, SNI0630, SNI0229, SNI0729, SNI0632 dan SUVBI dalam mata uang Dolar Amerika Serikat pada tanggal 31 Desember 2024 adalah sebesar USD551.028.356 (nilai penuh).

The nominal amount of INDOIS25, INDOIS25 NEW, INDOIS25TRD, INDOIS27, INDOIS27TRD, INDOIS29, SNI25TRD, SNI0630, SNI0229, SNI0729, SNI0632 *and SUVBI which is denominated in United States Dollar as at 31 December 2024 amounted to USD551,028,356 (full amount).*

Bank mengakui (kerugian)/keuntungan yang belum direalisasi dari perubahan nilai wajar surat berharga yang diklasifikasikan "Diukur pada nilai wajar melalui pendapatan komprehensif lain" untuk periode yang berakhir pada tanggal 31 Desember 2025 dan 2024 masing-masing sebesar Rp492.515 dan Rp(92.116) yang disajikan di laporan laba rugi dan penghasilan komprehensif lain.

The Bank recognised unrealised (loss)/gain on changes in the value of marketable securities classified as "Measured at fair value through other comprehensive income" for the period ended 31 December 2025 and 2024 amounting to Rp492,515 and Rp(92,116), respectively, which are recorded in the statements of profit or loss and other comprehensive income.

7. INVESTASI PADA SURAT BERHARGA (lanjutan) / *INVESTMENTS IN MARKETABLE SECURITIES (continued)*

c. Berdasarkan jangka waktu / *c. By period*

	31 Desember/ *December* 2025	31 Desember/ *December* 2024	
≤ 1 tahun	19,248,386	19,175,310	*≤ 1 year*
> 1 - ≤ 3 tahun	2,532,352	4,724,828	*> 1 - ≤ 3 years*
> 3 - ≤ 5 tahun	4,116,225	4,418,800	*> 3 - ≤ 5 years*
> 5 tahun	33,785,639	33,932,868	*> 5 years*
	59,682,602	62,251,806	
Cadangan kerugian penurunan nilai	(32,114)	(35,288)	*Allowance for impairment losses*
	59,650,488	62,216,518	

d. Berdasarkan sisa umur jatuh tempo / *d. By remaining period to maturity*

	31 Desember/ *December* 2025	31 Desember/ *December* 2024	
≤ 1 bulan	7,607,509	4,906,360	*≤ 1 month*
> 1 - ≤ 3 bulan	4,769,200	10,427,000	*> 1 - ≤ 3 months*
> 3 - ≤ 12 bulan	17,432,491	18,568,165	*> 3 - ≤ 12 months*
> 1 tahun	29,873,402	28,350,281	*> 1 year*
	59,682,602	62,251,806	
Cadangan kerugian penurunan nilai	(32,114)	(35,288)	*Allowance for impairment losses*
	59,650,488	62,216,518	

e. Berdasarkan hubungan / *e. By relationship*

	31 Desember/ *December* 2025	31 Desember/ *December* 2024	
Pihak ketiga			*Third parties*
Rupiah	14,527,936	15,999,324	*Rupiah*
Mata uang asing	6,183,466	8,134,845	*Foreign currencies*
	20,711,402	24,134,169	
Pihak berelasi (Catatan 45)			*Related parties (Note 45)*
Rupiah	36,501,749	37,376,811	*Rupiah*
Mata uang asing	2,469,451	740,826	*Foreign currencies*
	38,971,200	38,117,637	
	59,682,602	62,251,806	
Cadangan kerugian penurunan nilai	(32,114)	(35,288)	*Allowance for impairment losses*
	59,650,488	62,216,518	

f. Berdasarkan kolektibilitas / *f. By collectibility*

Kolektibilitas investasi pada surat berharga diungkapkan pada Catatan 54c.

The collectibility of investments in marketable securities is disclosed in Note 54c.

g. Informasi penting lainnya / *g. Other significant information*

Bank melakukan penilaian atas penurunan nilai investasi surat berharga secara individual dengan adanya bukti objektif penurunan nilai.

The Bank assessed the impairment on investments in marketable securities individually based on whether an objective evidence of impairment exists.

7. INVESTASI PADA SURAT BERHARGA (lanjutan)

g. Informasi penting lainnya (lanjutan)

Manajemen berpendapat bahwa jumlah cadangan kerugian penurunan nilai di atas telah memadai.

Pada tanggal 31 Desember 2024, Sukuk Pemerintah dengan jumlah nominal sebesar Rp19.800.000 dijaminkan untuk fasilitas liabilitas kepada Bank Indonesia (Catatan 21).

Pada tanggal 31 Desember 2025, tidak terdapat Sukuk Pemerintah yang dijaminkan.

Perubahan cadangan kerugian penurunan nilai investasi pada surat berharga adalah sebagai berikut:

7. INVESTMENTS IN MARKETABLE SECURITIES *(continued)*

g. Other significant information *(continued)*

Management believes that the allowance for impairment losses stated above is adequate.

As of 31 December 2024, Government Bonds with total nominal amount of Rp19,800,000 are being pledged as collateral for the facilities of liabilities to Bank Indonesia (Note 21).

As of 31 December 2025, there is no Government Bonds are being pledged as collateral.

The movements of allowance for losses on investments in marketable securities are as follows:

	31 Desember/ *December* 2025	**31 Desember/ *December* 2024**	
Saldo awal	35,288	132,506	*Beginning balance*
Pembalikan tahun berjalan (Catatan 40)	(3,179)	(97,218)	*Rreversal during the year (Note 40)*
Selisih kurs	5	-	*Exchange rate difference*
Saldo akhir	32,114	35,288	*Ending balance*

Berikut adalah perubahan nilai tercatat dan cadangan kerugian penurunan nilai efek-efek dengan klasifikasi nilai wajar melalui penghasilan komprehensif lain.

The following are changes in the carrying value and allowance for impairment losses of securities classified as fair value through other comprehensive income.

	31 Desember/*December* 2025		**31 Desember/*December* 2024**		
	Nilai tercatat/ *Carrying value*	**Cadangan kerugian penurunan nilai/*Allowance for impairment losses***	**Nilai tercatat/ *Carrying value***	**Cadangan kerugian penurunan nilai/*Allowance for impairment losses***	
Saldo awal tahun	32,368,653	25,439	30,717,172	13,406	*Beginning balance*
Efek-efek yang baru dibeli	269,272,069	6,637	92,827,061	15,743	*Newly purchased marketable securities*
Efek-efek yang jatuh tempo atau dijual	(270,685,674)	(2,039)	(91,024,256)	(3,776)	*Matured or sold marketable securities*
Amortisasi premium dan diskonto	477,409	-	(59,208)	-	*Amortisation of premium and discount*
Perubahan nilai wajar	492,515	(890)	(92,116)	66	*Changes in fair values*
	31,924,972	29,147	32,368,653	25,439	

Bank membeli investasi EBAS-SP kelas B pada bulan Juni 2023. EBAS-SP kelas B merupakan investasi kelas junior yang bersifat subordinasi dari EBAS-SP kelas A. Pembayaran imbal hasil kelas B akan dibayarkan setiap kuartal ketika imbal hasil kelas A telah terbayar. Pembayaran pokok kelas B akan dibayarkan ketika pokok kelas A telah terbayar penuh (ekspektasi di 2032).

The Bank purchased the EBAS-SP class B investment in June 2023. EBAS-SP class B is a junior class investment which is subordinate to EBAS-SP class A. Payment of class B profit sharing will be paid on quarterly basis when the class A profit sharing portion has been paid. Payment of class B principal will be paid only after all principal of class A are paid in full (expected in 2032).

8. TAGIHAN DAN LIABILITAS AKSEPTASI / *8. ACCEPTANCE RECEIVABLES AND LIABILITIES*

a. Berdasarkan jenis dan mata uang / *a. By type and currency*

	31 Desember/ *December* 2025	31 Desember/ *December* 2024	
Rupiah			*Rupiah*
Pihak ketiga			*Third parties*
L/C Impor dan Surat Kredit Berdokumen Dalam Negeri ("SKBDN")	98,309	4,630	*Import L/C and Local Letter of Credit ("SKBDN")*
L/C Ekspor dan Surat Kredit Berdokumen Dalam Negeri ("SKBDN")	16,928	8,064	*Export L/C and Local Letter of Credit ("SKBDN")*
	115,237	12,694	
Mata uang Asing			*Foreign currencies*
Pihak ketiga			*Third parties*
L/C Impor dan Surat Kredit Berdokumen Dalam Negeri ("SKBDN")	472,202	-	*Import L/C and Local Letter of Credit ("SKBDN")*
	472,202	-	
Rupiah			*Rupiah*
Pihak berelasi (Catatan 45)			*Related parties (Note 45)*
L/C Impor dan Surat Kredit Berdokumen Dalam Negeri ("SKBDN")	67,773	130,019	*Import L/C and Local Letter of Credit ("SKBDN")*
L/C Ekspor dan Surat Kredit Berdokumen Dalam Negeri ("SKBDN")	37,904	42,432	*Export L/C and Local Letter of Credit ("SKBDN")*
	105,677	172,451	
	693,116	185,145	
Cadangan kerugian penurunan nilai	(6,931)	(1,851)	*Allowance for impairment losses*
	686,185	183,294	

b. Berdasarkan kolektibilitas / *b. By collectibility*

Kolektibilitas tagihan akseptasi diungkapkan pada Catatan 54d.

The collectibility of acceptance receivables is disclosed in Note 54d.

c. Berdasarkan sisa umur jatuh tempo / *c. By remaining period to maturity*

	31 Desember/ *December* 2025	31 Desember/ *December* 2024	
≤ 1 bulan	33,394	30,721	*≤ 1 month*
> 1 - ≤ 3 bulan	147,546	66,362	*> 1 - ≤ 3 months*
> 3 - ≤ 12 bulan	512,176	88,062	*> 3 - ≤ 12 months*
	693,116	185,145	
Cadangan kerugian penurunan nilai	(6,931)	(1,851)	*Allowance for impairment losses*
	686,185	183,294	

d. Perubahan cadangan kerugian penurunan nilai tagihan akseptasi / *d. The movements of allowance for losses on acceptance receivables*

	31 Desember/ *December* 2025	31 Desember/ *December* 2024	
Saldo awal	1,851	4,312	*Beginning balance*
Penambahan/(pembalikan) selama tahun berjalan (Catatan 40)	5,036	(2,457)	*Addition/(reversal) during the year (Note 40)*
Selisih kurs	44	(4)	*Exchange rate difference*
Saldo akhir	6,931	1,851	*Ending balance*

8. TAGIHAN DAN LIABILITAS AKSEPTASI (lanjutan) / *ACCEPTANCE RECEIVABLES AND LIABILITIES (continued)*

d. Perubahan cadangan kerugian penurunan nilai tagihan akseptasi (lanjutan) / ***d. The movements of allowance for losses on acceptance receivables*** *(continued)*

Manajemen berpendapat bahwa penyisihan kerugian yang dibentuk adalah cukup untuk menutup kerugian akibat tidak tertagihnya tagihan akseptasi.

Management believes that the allowance for impairment losses is adequate to cover losses from uncollectible acceptance receivables.

9. PIUTANG / *RECEIVABLES*

a. Berdasarkan mata uang dan jenis / ***a. By currency and type***

	31 Desember/ *December* 2025	31 Desember/ *December* 2024	
Rupiah			***Rupiah***
Piutang *murabahah*	149,327,556	144,272,534	*Murabahah receivables*
Piutang *istishna*	-	11	*Istishna receivables*
Piutang *ijarah* atas aset	12,221	15,942	*Ijarah receivables of assets*
Piutang *ijarah* multijasa	154,278	172,419	*Multi-services ijarah*
	149,494,055	144,460,906	
Mata uang asing			***Foreign currencies***
Piutang *murabahah*	598	-	*Murabahah receivables*
Jumlah	149,494,653	144,460,906	*Total*
Cadangan kerugian penurunan nilai	(4,560,165)	(4,265,369)	*Allowance for impairment losses*
Bersih	144,934,488	140,195,537	*Net*

b. Berdasarkan mata uang dan sektor ekonomi / ***b. By currency and economic sector***

	31 Desember/ *December* 2025	31 Desember/ *December* 2024	
Rupiah			***Rupiah***
Industri	2,381,647	2,670,919	*Manufacturing*
Jasa usaha	6,112,036	6,278,640	*Business services*
Konstruksi	275,410	302,656	*Construction*
Konsumer	110,435,465	106,767,508	*Consumer*
Listrik, gas dan air	41,564	46,949	*Electricity, gas and water*
Pengangkutan	850,408	856,986	*Transportation*
Perdagangan	16,770,042	15,427,045	*Trading*
Pertambangan	245,607	282,623	*Mining*
Pertanian	11,997,593	11,257,060	*Agriculture*
Sosial/masyarakat	114,885	123,242	*Social/public*
Lainnya	269,398	447,278	*Others*
	149,494,055	144,460,906	
Mata uang asing			***Foreign currencies***
Pengangkutan	598	-	*Transportation*
Jumlah	149,494,653	144,460,906	*Total*
Cadangan kerugian penurunan nilai	(4,560,165)	(4,265,369)	*Allowance for impairment losses*
Bersih	144,934,488	140,195,537	*Net*

9. PIUTANG (lanjutan) / *9. RECEIVABLES (continued)*

c. Berdasarkan jangka waktu / *c. By period*

	31 Desember/ *December* 2025	31 Desember/ *December* 2024	
Rupiah			***Rupiah***
≤ 1 tahun	684,262	508,513	*≤ 1 year*
> 1 - ≤ 2 tahun	2,785,053	2,030,673	*> 1 - ≤ 2 years*
> 2 - ≤ 5 tahun	29,087,365	25,958,450	*> 2 - ≤ 5 years*
> 5 tahun	116,937,375	115,963,270	*> 5 years*
	149,494,055	144,460,906	
Mata uang asing			***Foreign currencies***
> 2 - ≤ 5 tahun	598	-	*> 2 - ≤ 5 years*
Jumlah	149,494,653	144,460,906	*Total*
Cadangan kerugian penurunan nilai	(4,560,165)	(4,265,369)	*Allowance for impairment losses*
Bersih	144,934,488	140,195,537	*Net*

d. Berdasarkan sisa umur jatuh tempo / *d. By remaining period to maturity*

	31 Desember/ *December* 2025	31 Desember/ *December* 2024	
Rupiah			***Rupiah***
≤ 1 bulan	183,558	201,507	*≤ 1 month*
> 1 - ≤ 3 bulan	359,624	240,192	*> 1 - ≤ 3 months*
> 3 - ≤ 12 bulan	5,627,724	3,867,415	*> 3 - ≤ 12 months*
> 1 - ≤ 5 tahun	59,744,849	53,068,256	*> 1 - ≤ 5 years*
> 5 tahun	83,578,300	87,083,536	*> 5 years*
	149,494,055	144,460,906	
Mata uang asing			***Foreign currencies***
> 1 - ≤ 5 tahun	598	-	*> 1 - ≤ 5 years*
Jumlah	149,494,653	144,460,906	*Total*
Cadangan kerugian penurunan nilai	(4,560,165)	(4,265,369)	*Allowance for impairment losses*
Bersih	144,934,488	140,195,537	*Net*

e. Berdasarkan hubungan / *e. By relationship*

	31 Desember/ *December* 2025	31 Desember/ *December* 2024	
Pihak ketiga			***Third parties***
Rupiah	149,440,252	144,394,023	*Rupiah*
Mata uang asing	598	-	*Foreign currencies*
	149,440,850	144,394,023	
Pihak berelasi (Catatan 45)			***Related parties (Note 45)***
Rupiah	53,803	66,883	*Rupiah*
Jumlah	149,494,653	144,460,906	*Total*
Cadangan kerugian penurunan nilai	(4,560,165)	(4,265,369)	*Allowance for impairment losses*
Bersih	144,934,488	140,195,537	*Net*

f. Berdasarkan kolektibilitas / *f. By collectibility*

Kolektibilitas piutang diungkapkan pada Catatan 54e.

The collectibility of receivables is disclosed in Note 54e.

9. PIUTANG (lanjutan)

***9. RECEIVABLES** (continued)*

g. Informasi penting lainnya

g. Other significant information

1) Pinjaman karyawan yang diikat dengan akad *murabahah* adalah pinjaman yang diberikan kepada karyawan untuk pembelian rumah, kendaraan dan keperluan lainnya dengan jangka waktu antara 1 (satu) sampai dengan 30 (tiga puluh) tahun dan dibayar kembali melalui pemotongan gaji setiap bulan.

1) Employee loans that used murabahah contract are loans to employees used for acquisition of houses, vehicles and other necessities with 1 (one) until 30 (thirty) years period and paid through monthly salary deductions.

2) Efektif *yield* margin piutang *murabahah* untuk Rupiah berkisar antara 9,25% sampai dengan 10,46% per tahun untuk tahun yang berakhir 31 Desember 2025 dan 9,37% sampai dengan 9,96% per tahun untuk tahun yang berakhir 31 Desember 2024 dan untuk mata uang asing berkisar antara 0,69% sampai dengan 1,02% per tahun untuk tahun yang berakhir 31 Desember 2025 dan 1,05% sampai dengan 2,76% per tahun untuk tahun yang berakhir 31 Desember 2024.

2) Effective margin yield on murabahah receivables for Rupiah ranges from 9.25% to 10.46% per year for the year ending 31 December 2025, and from 9.37% to 9.96% per year for the year ending 31 December 2024. For foreign currencies, it ranges from 0.69% to 1.02% per year for the year ending 31 December 2025, and from 1.05% to 2.76% per year for the year ending 31 December 2024.

3) Perubahan cadangan kerugian penurunan nilai piutang adalah sebagai berikut:

3) The movements of allowance for impairment losses on receivables are as follows:

	31 Desember/ *December* 2025	31 Desember/ *December* 2024	
Saldo awal	4,265,369	4,361,368	*Beginning balance*
Pembentukan selama tahun berjalan (Catatan 40)	1,621,074	967,838	*Provision during the year (Note 40)*
Penerimaan kembali hapus buku	695,437	646,160	*Recoveries of write-off*
Penghapusbukuan selama tahun berjalan	(2,021,715)	(1,710,204)	*Write-off during the year*
Selisih kurs	-	207	*Exchange rate difference*
Saldo akhir	4,560,165	4,265,369	*Ending balance*

Manajemen berpendapat bahwa jumlah cadangan kerugian penurunan nilai piutang *murabahah* dan *ijarah* yang dibentuk telah memadai untuk menutup kemungkinan kerugian akibat tidak tertagihnya piutang.

Management believes that the allowance for impairment losses on murabahah receivables is adequate to cover potential losses from uncollectible receivables.

Piutang dijamin agunan yang diikat dengan hak tanggungan atau surat kuasa memasang hak tanggungan atau surat kuasa untuk menjual, deposito *mudharabah* (Catatan 26) atau jaminan lain yang umumnya dapat diterima oleh Bank.

Receivables are collateralised by registered mortgages or powers of attorneys to mortgage and sell, mudharabah time deposits (Note 26) or by other guarantees generally accepted by the Bank.

4) Jumlah piutang yang direstrukturisasi untuk periode yang berakhir 31 Desember 2025 dan 2024 diungkapkan dalam Catatan 54i.

4) Total restructured receivables for the period ended 31 December 2025 and 2024 are disclosed in Note 54i.

5) Rasio *Non-Performing Financing* ("NPF") bruto dan neto atas jumlah piutang diungkapkan dalam Catatan 54j.

5) The gross and net ratio of total Non-Performing Financing ("NPF") of receivables are disclosed in Note 54j.

10. PINJAMAN *QARDH* / *10. FUNDS OF QARDH*

a. Berdasarkan mata uang dan jenis / *a. By currency and type*

	31 Desember/ *December* 2025	31 Desember/ *December* 2024	
Rupiah			***Rupiah***
Rahn	12,064,554	8,081,126	*Rahn*
Qardh	2,258,172	2,624,707	*Qardh*
Kartu Hasanah	856,396	801,593	*Hasanah Card*
	15,179,122	11,507,426	
Mata uang asing			***Foreign currencies***
Qardh	2,542,806	2,266,358	*Qardh*
Jumlah	17,721,928	13,773,784	*Total*
Cadangan kerugian penurunan nilai	(748,173)	(787,694)	*Allowance for impairment losses*
Bersih	16,973,755	12,986,090	*Net*

b. Berdasarkan mata uang dan sektor ekonomi / *b. By currency and economic sector*

	31 Desember/ *December* 2025	31 Desember/ *December* 2024	
Rupiah			***Rupiah***
Industri	488,925	442,609	*Manufacturing*
Jasa usaha	527,799	485,681	*Business services*
Konstruksi	431,435	1,053,849	*Construction*
Konsumer	12,993,727	8,991,765	*Consumer*
Pengangkutan	10,729	9,474	*Transportation*
Perdagangan	497,482	104,477	*Trading*
Pertanian	202,774	195,132	*Agriculture*
Listrik, gas dan air	3,327	195,244	*Electricity, gas and water*
Lainnya	22,924	29,195	*Others*
	15,179,122	11,507,426	
Mata uang asing			***Foreign currencies***
Industri	2,066,790	2,003,044	*Manufacturing*
Jasa usaha	254,164	-	*Business services*
Pengangkutan	214,874	59,004	*Transportation*
Listrik, gas dan air	-	200,885	*Electricity, gas and water*
Perdagangan	6,978	3,425	*Trading*
	2,542,806	2,266,358	
Jumlah	17,721,928	13,773,784	*Total*
Cadangan kerugian penurunan nilai	(748,173)	(787,694)	*Allowance for impairment losses*
Bersih	16,973,755	12,986,090	*Net*

b. Berdasarkan jangka waktu / *c. By period*

	31 Desember/ *December* 2025	31 Desember/ *December* 2024	
Rupiah			***Rupiah***
≤ 1 tahun	11,374,165	7,880,661	*≤ 1 year*
> 1 - ≤ 2 tahun	432,508	600,354	*> 1 - ≤ 2 years*
> 2 - ≤ 5 tahun	319,898	256,793	*> 2 - ≤ 5 years*
> 5 tahun	3,052,551	2,769,618	*> 5 years*
	15,179,122	11,507,426	
Mata uang asing			***Foreign currencies***
≤ 1 tahun	2,283,839	2,099,432	*≤ 1 year*
> 1 - ≤ 2 tahun	4,802	166,926	*> 1 - ≤ 2 years*
> 2 - ≤ 5 tahun	50,833	-	*> 2 - ≤ 5 years*
> 5 tahun	203,332	-	*> 5 years*
	2,542,806	2,266,358	
Jumlah	17,721,928	13,773,784	*Total*
Cadangan kerugian penurunan nilai	(748,173)	(787,694)	*Allowance for impairment losses*
Bersih	16,973,755	12,986,090	*Net*

10. PINJAMAN *QARDH* (lanjutan) / *10. FUNDS OF QARDH (continued)*

d. Berdasarkan sisa umur jatuh tempo / *d. By remaining period to maturity*

	31 Desember/ *December* 2025	31 Desember/ *December* 2024	
Rupiah			***Rupiah***
≤ 1 bulan	1,852,234	1,444,041	*≤ 1 month*
> 1 - ≤ 3 bulan	6,066,327	4,315,569	*> 1 - ≤ 3 months*
> 3 - ≤ 12 bulan	4,015,863	2,351,567	*> 3 - ≤ 12 months*
> 1 - ≤ 5 tahun	902,781	1,334,153	*> 1 - ≤ 5 years*
> 5 tahun	2,341,917	2,062,096	*> 5 years*
	15,179,122	11,507,426	
Mata uang asing			***Foreign currencies***
≤ 1 bulan	297,183	177,507	*≤ 1 month*
> 1 - ≤ 3 bulan	1,059,020	793,541	*> 1 - ≤ 3 months*
> 3 - ≤ 12 bulan	932,439	1,295,310	*> 3 - ≤ 12 months*
> 1 - ≤ 5 tahun	254,164	-	*> 1 - ≤ 5 years*
> 5 tahun	-	-	*> 5 years*
	2,542,806	2,266,358	
Jumlah	17,721,928	13,773,784	*Total*
Cadangan kerugian penurunan nilai	(748,173)	(787,694)	*Allowance for impairment losses*
Bersih	16,973,755	12,986,090	*Net*

e. Berdasarkan hubungan / *e. By relationship*

	31 Desember/ *December* 2025	31 Desember/ *December* 2024	
Pihak ketiga			***Third parties***
Rupiah	14,913,206	10,596,644	*Rupiah*
Mata uang asing	2,288,213	2,266,358	*Foreign currency*
	17,201,419	12,863,002	
Pihak berelasi (Catatan 45)			***Related parties (Note 45)***
Rupiah	265,916	910,782	*Rupiah*
Mata uang asing	254,593	-	*Foreign currency*
	520,509	910,782	
Jumlah	17,721,928	13,773,784	*Total*
Cadangan kerugian penurunan nilai	(748,173)	(787,694)	*Allowance for impairment losses*
Bersih	16,973,755	12,986,090	*Net*

f. Berdasarkan kolektibilitas / *f. By collectibility*

Kolektibilitas pinjaman *qardh* diungkapkan pada Catatan 54f.

The collectibility of funds of qardh is disclosed in Note 54f.

g. Informasi penting lainnya / *g. Other significant information*

1) Perubahan cadangan kerugian penurunan nilai pinjaman *qardh* adalah sebagai berikut:

1) The movements of allowance for impairment losses on funds of qardh are as follows:

	31 Desember/ *December* 2025	31 Desember/ *December* 2024	
Saldo awal	787,694	817,917	*Beginning balance*
Pembentukan selama tahun berjalan (Catatan 40)	24,738	27,969	*Provision during the year (Note 40)*
Penerimaan kembali hapus buku	3,845	5,212	*Recoveries of written-off*
Penghapusbukuan selama tahun berjalan	(68,936)	(64,288)	*Write-off during the year*
Selisih kurs	832	884	*Exchange rate differences*
Saldo akhir	748,173	787,694	*Ending balance*

10. PINJAMAN *QARDH* (lanjutan)

g. Informasi penting lainnya (lanjutan)

Manajemen berpendapat bahwa jumlah cadangan kerugian penurunan nilai pinjaman *qardh* yang dibentuk telah memadai untuk menutup kemungkinan kerugian akibat tidak tertagihnya pinjaman *qardh*.

2) Pinjaman *qardh* dijamin agunan yang diikat dengan gadai, hak tanggungan atau surat kuasa memasang hak tanggungan atau surat kuasa untuk menjual, deposito *mudharabah* (Catatan 26) atau jaminan lain yang umumnya dapat diterima oleh Bank.

3) Jumlah pinjaman *qardh* yang direstrukturisasi untuk periode yang berakhir 31 Desember 2025 dan 2024 diungkapkan dalam Catatan 54i.

4) Rasio *Non-Performing Financing* ("NPF") bruto dan neto atas jumlah pinjaman *qardh* diungkapkan dalam Catatan 54j.

10. FUNDS OF QARDH *(continued)*

g. Other significant information *(continued)*

Management believes that the allowance for impairment losses on funds of qardh is adequate to cover potential losses from uncollectible funds of qardh.

2) Funds of qardh are collateralised by pawning, registered mortgages or powers of attorneys to mortgage and sell, mudharabah time deposits (Note 26) or by other guarantees generally accepted by the Bank.

3) Total restructured funds of qardh for the period ended 31 December 2025 and 2024 are disclosed in Note 54i.

4) The gross and net ratio of total Non-Performing Financing ("NPF") of funds of qardh are disclosed in Note 54j.

11. PEMBIAYAAN *MUDHARABAH*

11. MUDHARABAH FINANCING

a. Berdasarkan mata uang dan jenis

a. By currency and type

	31 Desember/ *December* 2025	**31 Desember/ *December* 2024**	
Rupiah			***Rupiah***
Modal kerja	2,842,514	2,869,127	*Working capital*
Investasi	46,795	45,809	*Investment*
	2,889,309	2,914,936	
Mata uang asing			***Foreign currencies***
Modal kerja	-	22,143	*Working capital*
Jumlah	2,889,309	2,937,079	*Total*
Cadangan kerugian penurunan nilai	(51,456)	(93,488)	*Allowance for impairment losses*
Bersih	2,837,853	2,843,591	*Net*

b. Berdasarkan mata uang dan sektor ekonomi

b. By currency and economic sector

	31 Desember/ *December* 2025	**31 Desember/ *December* 2024**	
Rupiah			***Rupiah***
Industri	36,801	7,171	*Manufacturing*
Jasa usaha	57,274	54,116	*Business services*
Konstruksi	16,819	16,354	*Construction*
Perdagangan	16,288	21,123	*Trading*
Pengangkutan	8,406	17,835	*Transportation*
Pertanian	97,273	100,000	*Agriculture*
Lainnya	2,656,448	2,698,337	*Others*
	2,889,309	2,914,936	
Mata uang asing			***Foreign currencies***
Pengangkutan	-	22,143	*Transportation*
Jumlah	2,889,309	2,937,079	*Total*
Cadangan kerugian penurunan nilai	(51,456)	(93,488)	*Allowance for impairment losses*
Bersih	2,837,853	2,843,591	*Net*

11. PEMBIAYAAN *MUDHARABAH* (lanjutan) / *MUDHARABAH FINANCING (continued)*

c. Berdasarkan jangka waktu / *By period*

	31 Desember/ *December* 2025	31 Desember/ *December* 2024	
Rupiah			***Rupiah***
≤ 1 tahun	2,005,755	2,038,740	*≤ 1 year*
> 1 - ≤ 2 tahun	41,244	37,632	*> 1 - ≤ 2 years*
> 2 - ≤ 5 tahun	265,268	294,407	*> 2 - ≤ 5 years*
> 5 tahun	577,042	544,157	*> 5 years*
	2,889,309	2,914,936	
Mata uang asing			***Foreign currencies***
≤ 1 tahun	-	22,143	*≤ 1 year*
Jumlah	2,889,309	2,937,079	*Total*
Cadangan kerugian penurunan nilai	(51,456)	(93,488)	*Allowance for impairment losses*
Bersih	2,837,853	2,843,591	*Net*

d. Berdasarkan sisa umur jatuh tempo / *By remaining period to maturity*

	31 Desember/ *December* 2025	31 Desember/ *December* 2024	
Rupiah			***Rupiah***
≤ 1 bulan	2,019,018	20,506	*≤ 1 month*
> 1 - ≤ 3 bulan	7,403	8,190	*> 1 - ≤ 3 months*
> 3 - ≤ 12 bulan	66,465	2,088,080	*> 3 - ≤ 12 months*
> 1 - ≤ 5 tahun	584,205	630,325	*> 1 - ≤ 5 years*
> 5 tahun	212,218	167,835	*> 5 years*
	2,889,309	2,914,936	
Mata uang asing			***Foreign currencies***
> 1 - ≤ 3 bulan	-	-	*> 1 - ≤ 3 months*
> 3 - ≤ 12 bulan	-	22,143	*> 3 - ≤ 12 months*
	-	22,143	
Jumlah	2,889,309	2,937,079	*Total*
Cadangan kerugian penurunan nilai	(51,456)	(93,488)	*Allowance for impairment losses*
Bersih	2,837,853	2,843,591	*Net*

e. Berdasarkan hubungan / *By relationship*

	31 Desember/ *December* 2025	31 Desember/ *December* 2024	
Pihak ketiga			***Third parties***
Rupiah	889,309	914,936	*Rupiah*
Mata Uang Asing	-	22,143	Foreign currencies
	889,309	937,079	
Pihak berelasi (Catatan 45)			***Related parties (Note 45)***
Rupiah	2,000,000	2,000,000	*Rupiah*
Jumlah	2,889,309	2,937,079	*Total*
Cadangan kerugian penurunan nilai	(51,456)	(93,488)	*Allowance for impairment losses*
Bersih	2,837,853	2,843,591	*Net*

f. Berdasarkan kolektibilitas / *By collectibility*

Kolektibilitas pembiayaan *mudharabah* diungkapkan pada Catatan 54g.

The collectibility of mudharabah financing is disclosed in Note 54g.

11. PEMBIAYAAN *MUDHARABAH* (lanjutan)

g. Informasi penting lainnya

1) Efektif *yield* bagi hasil pembiayaan *mudharabah* untuk Rupiah berkisar antara 4,54% sampai dengan 17,93% per tahun untuk tahun yang berakhir 31 Desember 2025 dan berkisar antara 3,94% sampai dengan 14,06% per tahun untuk tahun yang berakhir 31 Desember 2024 dan untuk mata uang asing berkisar antara 5,00% sampai dengan 5,59% per tahun untuk tahun yang berakhir 31 Desember 2025 dan 5,04% sampai dengan 5,08% per tahun untuk tahun yang berakhir 31 Desember 2024.

2) Perubahan cadangan kerugian penurunan nilai pembiayaan *mudharabah* adalah sebagai berikut:

	31 Desember/ *December* 2025	31 Desember/ *December* 2024	
Saldo awal	93,488	49,481	*Beginning balance*
(Pembalikan)/pembentukan selama tahun berjalan (Catatan 40)	(10,107)	44,110	*(Reversal)/provision during the year (Note 40)*
Penerimaan kembali hapus buku	10,017	31	*Recoveries of written-off*
Penghapusbukuan selama tahun berjalan	(41,942)	(134)	*Write-off during the year*
Saldo akhir	51,456	93,488	*Ending balance*

Manajemen berpendapat bahwa cadangan kerugian penurunan nilai pembiayaan *mudharabah* yang dibentuk telah memadai untuk menutup kemungkinan kerugian akibat tidak tertagihnya pembiayaan *mudharabah*.

3) Pembiayaan *mudharabah* dijamin agunan yang diikat dengan hak tanggungan atau surat kuasa memasang hak tanggungan atau surat kuasa untuk menjual, deposito *mudharabah* (Catatan 26) atau jaminan lain yang umumnya diterima oleh Bank.

4) Jumlah pembiayaan *mudharabah* yang direstrukturisasi untuk periode yang berakhir 31 Desember 2025 dan 2024 diungkapkan dalam Catatan 54i.

5) Rasio *Non-Performing Financing* ("NPF") bruto dan neto atas jumlah pembiayaan *mudharabah* diungkapkan dalam Catatan 54j.

11. MUDHARABAH FINANCING *(continued)*

g. Other significant information

1) Effective profit sharing yield mudharabah for Rupiah ranges from 4.54% to 17.93% per year for the year ending 31 December 2025, and from 3.94% to 14.06% per year for the year ending 31 December 2024. For foreign currencies, it ranges from 5.00% to 5.59% per year for the year ending 31 December 2025, and from 5.04% to 5.08% per year for the year ending 31 December 2024.

2) The movements of allowance for impairment losses on mudharabah financing are as follows:

Management believes that the allowance for impairment losses on mudharabah financing is adequate to cover potential losses from uncollectible mudharabah financing.

3) Mudharabah financing is collateralised by registered mortgage or powers of attorneys to mortgage or sell, mudharabah time deposits (Note 26) or by other guarantees generally accepted by the Bank.

4) Total restructured mudharabah financing for the period ended 31 December 2025 and 2024 are disclosed in Note 54i.

5) The gross and net ratio of total Non-Performing Financing ("NPF") of mudharabah financing are disclosed in Note 54j.

12. PEMBIAYAAN *MUSYARAKAH* / *12. MUSYARAKAH FINANCING*

a. Berdasarkan mata uang dan jenis / *a. By currency and type*

	31 Desember/ *December* 2025	31 Desember/ *December* 2024	
Rupiah			***Rupiah***
Investasi	61,369,286	46,224,075	*Investment*
Modal kerja	27,771,184	28,511,351	*Working capital*
Konsumsi	52,387,518	36,105,093	*Consumption*
	141,527,988	110,840,519	
Mata uang asing			***Foreign currencies***
Investasi	3,075,830	3,071,894	*Investment*
Modal kerja	267,956	274,805	*Working capital*
	3,343,786	3,346,699	
Jumlah	144,871,774	114,187,218	*Total*
Cadangan kerugian penurunan nilai	(5,622,587)	(5,145,131)	*Allowance for impairment losses*
Bersih	139,249,187	109,042,087	*Net*

b. Berdasarkan mata uang dan sektor ekonomi / *b. By currency and economic sector*

	31 Desember/ *December* 2025	31 Desember/ *December* 2024	
Rupiah			***Rupiah***
Industri	7,527,410	7,215,612	*Manufacturing*
Jasa usaha	19,346,508	16,364,550	*Business services*
Konstruksi	15,057,927	16,470,495	*Construction*
Konsumer	52,387,518	36,105,092	*Consumer*
Listrik, gas dan air	5,495,099	5,701,749	*Electricity, gas and water*
Pengangkutan	9,662,132	6,553,830	*Transportation*
Perdagangan	17,004,643	7,343,272	*Trading*
Pertambangan	1,247,674	454,897	*Mining*
Pertanian	10,307,164	11,811,928	*Agriculture*
Sosial/masyarakat	175,931	187,051	*Social/public*
Lainnya	3,315,982	2,632,043	*Others*
	141,527,988	110,840,519	
Mata uang asing			***Foreign currencies***
Industri	400,200	422,286	*Manufacturing*
Pertanian	813,550	897,542	*Agriculture*
Listrik, gas dan air	1,302,184	611,612	*Electricity, gas and water*
Pengangkutan	10,777	138,803	*Transportation*
Pertambangan	817,075	1,276,456	*Mining*
	3,343,786	3,346,699	
Jumlah	144,871,774	114,187,218	*Total*
Cadangan kerugian penurunan nilai	(5,622,587)	(5,145,131)	*Allowance for impairment losses*
Bersih	139,249,187	109,042,087	*Net*

12. PEMBIAYAAN *MUSYARAKAH* (lanjutan) / *12. MUSYARAKAH FINANCING (continued)*

c. Berdasarkan jangka waktu / *c. By period*

	31 Desember/ *December* 2025	31 Desember/ *December* 2024	
Rupiah			***Rupiah***
≤ 1 tahun	6,090,136	7,881,104	*≤ 1 year*
> 1 - ≤ 2 tahun	4,641,446	4,848,282	*> 1 - ≤ 2 years*
> 2 - ≤ 5 tahun	13,650,533	9,738,081	*> 2 - ≤ 5 years*
> 5 tahun	117,145,873	88,373,052	*> 5 years*
	141,527,988	110,840,519	
Mata uang asing			***Foreign currencies***
≤ 1 tahun	233,450	222,676	*≤ 1 year*
> 1 - ≤ 2 tahun	-	-	*> 1 - ≤ 2 years*
> 2 - ≤ 5 tahun	96,870	179,548	*> 2 - ≤ 5 years*
> 5 tahun	3,013,466	2,944,475	*> 5 years*
	3,343,786	3,346,699	
Jumlah	144,871,774	114,187,218	*Total*
Cadangan kerugian penurunan nilai	(5,622,587)	(5,145,131)	*Allowance for impairment losses*
Bersih	139,249,187	109,042,087	*Net*

d. Berdasarkan sisa umur jatuh tempo / *d. By remaining period to maturity*

	31 Desember/ *December* 2025	31 Desember/ *December* 2024	
Rupiah			***Rupiah***
≤ 1 bulan	1,193,667	1,984,503	*≤ 1 month*
> 1 - ≤ 3 bulan	4,424,806	3,200,199	*> 1 - ≤ 3 months*
> 3 - ≤ 12 bulan	8,226,635	7,680,873	*> 3 - ≤ 12 months*
> 1 - ≤ 5 tahun	32,117,508	22,934,376	*> 1 - ≤ 5 years*
> 5 tahun	95,565,372	75,040,568	*> 5 years*
	141,527,988	110,840,519	
Mata uang asing			***Foreign currencies***
≤ 1 bulan	94,617	-	*≤ 1 month*
> 1 - ≤ 3 bulan	138,832	222,676	*> 1 - ≤ 3 months*
> 3 - ≤ 12 bulan	86,093	-	*> 3 - ≤ 12 months*
> 1 - ≤ 5 tahun	527,890	1,315,118	*> 1 - ≤ 5 years*
> 5 tahun	2,496,354	1,808,905	*> 5 years*
	3,343,786	3,346,699	
Jumlah	144,871,774	114,187,218	*Total*
Cadangan kerugian penurunan nilai	(5,622,587)	(5,145,131)	*Allowance for impairment losses*
Bersih	139,249,187	109,042,087	*Net*

e. Berdasarkan hubungan / *e. By relationship*

	31 Desember/ *December* 2025	31 Desember/ *December* 2024	
Pihak ketiga			***Third parties***
Rupiah	115,387,700	84,697,969	*Rupiah*
Mata uang asing	3,343,786	3,346,699	*Foreign currencies*
	118,731,486	88,044,668	
Pihak berelasi (Catatan 45)			***Related parties (Note 45)***
Rupiah	26,140,288	26,142,550	*Rupiah*
Jumlah	144,871,774	114,187,218	*Total*
Cadangan kerugian penurunan nilai	(5,622,587)	(5,145,131)	*Allowance for impairment losses*
Bersih	139,249,187	109,042,087	*Net*

12. PEMBIAYAAN *MUSYARAKAH* (lanjutan)

f. Berdasarkan kolektibilitas

Kolektibilitas pembiayaan *musyarakah* diungkapkan pada Catatan 54h.

g. Informasi penting lainnya

1) Pinjaman karyawan yang diikat dengan akad *musyarakah* adalah pinjaman yang diberikan kepada karyawan untuk pembelian rumah, kendaraan, dan keperluan lainnya dengan jangka waktu antara 1 (satu) sampai dengan 30 (tiga puluh) tahun dan dibayar kembali melalui pemotongan gaji setiap bulan.

2) Efektif *yield* bagi hasil pembiayaan *musyarakah* untuk Rupiah berkisar antara 7,58% sampai dengan 8,31% per tahun untuk tahun yang berakhir 31 Desember 2025 dan berkisar antara 7,74% sampai dengan 8,20% per tahun untuk tahun yang berakhir 31 Desember 2024 dan untuk mata uang asing berkisar antara 4,70% sampai dengan 10,19% per tahun untuk tahun yang berakhir 31 Desember 2025 dan berkisar antara 3,65% sampai dengan 13,63% per tahun untuk tahun yang berakhir 31 Desember 2024.

3) Perubahan cadangan kerugian penurunan nilai pembiayaan *musyarakah* adalah sebagai berikut:

	31 Desember/ *December* 2025	31 Desember/ *December* 2024	
Saldo awal	5,145,131	4,459,696	*Beginning balance*
Pembentukan selama tahun berjalan (Catatan 40)	810,124	1,069,868	*Provision during the year (Note 40)*
Penerimaan kembali hapus buku	149,505	155,439	*Recoveries of written-off*
Penghapusbukuan selama tahun berjalan	(492,544)	(552,026)	*Write-off during the year*
Selisih kurs	10,371	12,154	*Exchange rate difference*
Saldo akhir	5,622,587	5,145,131	*Ending balance*

Manajemen berpendapat bahwa jumlah cadangan kerugian penurunan nilai pembiayaan *musyarakah* yang dibentuk telah memadai untuk menutup kemungkinan kerugian akibat tidak tertagihnya pembiayaan *musyarakah*.

4) Pembiayaan *musyarakah* dijamin agunan yang diikat dengan hak tanggungan atau surat kuasa memasang hak tanggungan atau surat kuasa untuk menjual, deposito *mudharabah* (Catatan 26) atau jaminan lain yang umumnya dapat diterima oleh Bank.

5) Jumlah pembiayaan *musyarakah* yang direstrukturisasi untuk periode yang berakhir 31 Desember 2025 dan 2024 diungkapkan dalam Catatan 54i.

12. MUSYARAKAH FINANCING *(continued)*

f. By collectibility

The collectibility of musyarakah financing is disclosed in Note 54h.

g. Other significant information

1) Employee loans that used musyarakah contract are loans to employees used for acquisition of houses, vehicles and other necessities with 1 (one) until 30 (thirty) years period and paid through monthly salary deductions.

2) Effective profit sharing yield of musyarakah financing for Rupiah ranges from 7.58% to 8.31% per annum for the year ended 31 December 2025 and ranges from 7.74% to 8.20% per annum for the year ended 31 December 2024 and for foreign currencies ranging from 4.70% to 10.19% per annum for the year ended 31 December 2025 and ranges from 3.65% to 13.63% per annum for the year ended 31 December 2024.

3) The movements of allowance for impairment losses on musyarakah financing are as follows:

Management believes that the allowance for impairment losses on musyarakah financing is adequate to cover potential losses from uncollectible musyarakah financing.

4) Musyarakah financing is collateralised by registered mortgages or powers of attorneys to mortgage or sell, mudharabah time deposits (Note 26) or by other collaterals generally acceptable by the Bank.

5) Total restructured musyarakah financing for the period ended 31 December 2025 and 2024 are disclosed in Note 54i.

12. PEMBIAYAAN *MUSYARAKAH* (lanjutan)

g. Informasi penting lainnya (lanjutan)

6) Rasio *Non-Performing Financing* ("NPF") bruto dan neto atas jumlah pembiayaan *musyarakah* diungkapkan dalam Catatan 54j.

7) Penjualan pembiayaan Griya untuk keperluan sekuritisasi Efek Beragun Aset Syariah - Surat Partisipasi ("EBAS - SP").

Pada tanggal 3 April 2023, Bank menandatangani Perjanjian Jual Beli Tagihan Pembiayaan dengan PT Sarana Multigriya Finansial (Persero) ("PT SMF"). Bank sepakat untuk menjual pembiayaan Griya dengan akad *Musyarakah Mutanaqisah* ("MMQ") kepada PT SMF yang terdiri dari 1.604 debitur dengan nilai pokok sebesar Rp325.000. Harga jual yang diterima Bank adalah sebesar nilai tercatat pembiayaan. Seluruh pembiayaan yang dijual memiliki kolektibilitas lancar dan rata-rata tingkat imbalan 11,61% dengan rata-rata jangka waktu 10 tahun.

Setelah terjadinya penjualan dan pengalihan kumpulan tagihan tersebut, risiko kredit atas kumpulan tagihan telah beralih dari Bank kepada PT SMF. Transaksi ini telah mendapatkan opini Dewan Pengawas Syariah PT Bank Syariah Indonesia Tbk sesuai dengan surat No. 35/BSI/DPS/OPINI/IX/2022 tanggal 16 September 2022.

Bank akan bertindak sebagai penyedia jasa pengumpul pembayaran pokok dan bagi hasil dari para debitur untuk setiap periode penagihan, mentransfer secara periodik hasil penagihan pokok dan bagi hasil kepada PT SMF, dan mengurus keperluan administrasi debitur. Bank berhak mendapatkan imbalan jasa sebesar 5% dari hasil penagihan atas pokok dan bagi hasil. Bank mengakui imbalan jasa penagihan sebagai pendapatan imbalan jasa perbankan pada saat jasa telah diberikan.

Sebagai penyedia jasa, Bank memiliki opsi untuk membeli seluruh sisa pembiayaan MMQ yang belum dibayar nasabah jika saldo tersisa atas pembiayaan MMQ telah berkurang sampai menjadi 10% atau kurang, dari jumlah pembiayaan MMQ pada saat awal penjualan.

12. MUSYARAKAH FINANCING *(continued)*

g. Other significant information *(continued)*

6) The gross and net ratio of total Non-Performing Financing ("NPF") of musyarakah financing are disclosed in Note 54j.

7) The sales of Griya financing for the purposes of securitisation of Sharia Asset Backed Securities - Letter of Participation ("EBAS - SP").

On 3 April 2023, the Bank entered into a Financing Sale and Purchase Agreement with PT Sarana Multigriya Finansial (Persero) ("PT SMF"). The Bank agreed to sell its Griya financing under the Musyarakah Mutanaqisah ("MMQ") contract to PT SMF, which consists of 1,604 debtors with a principal value of Rp325,000. The selling price received by the Bank equal to the carrying value of the financing. All financing sold has current collectibility and the average margin rate is 11.61% with an average maturity of 10 years.

Subsequent to the sale and transfer of the collection of receivables, credit risks on the pool of financing were transferred from the Bank to PT SMF. This transaction has received the opinion of the Sharia Supervisory Board of PT Bank Syariah Indonesia Tbk in accordance with letter No. 35/BSI/DPS/OPINI/IX/2022 dated 16 September 2022.

The Bank will act as a service provider for collecting principal payments and profit sharing from debtors for each billing period, transferring periodically collection of principal and profit sharing to PT SMF and taking care of the debtor's administrative needs. The Bank is entitled to a service fee of 5% from the collection of principal and profit sharing. The bank recognise the servicing fee as fee based income when the service is renderred.

As a service provider, the Bank has the option to purchase the entire remaining MMQ financing that have not been paid by customers if the outstanding balance for MMQ financing has been reduced to 10% or less, of the total MMQ financing at the time of initial sale.

13. ASET YANG DIPEROLEH UNTUK *IJARAH* - BERSIH / *13. ASSETS ACQUIRED FOR IJARAH - NET*

Sesuai PSAK 407, akun ini merupakan objek sewa dari transaksi *Ijarah Muntahiyah Bittamlik* ("IMBT").

Based on SFAS 407 this account represents lease object transactions from Ijarah Muntahiyah Bittamlik ("IMBT").

	31 Desember/ *December* 2025	31 Desember/ *December* 2024	
Mesin dan instalasi	1,418,864	1,898,777	*Machinery and installations*
Properti	2,116,184	1,651,516	*Property*
Alat transportasi	1,903,583	1,182,978	*Transportations*
Lainnya	5,398	5,399	*Others*
Jumlah	5,444,029	4,738,670	*Total*
Akumulasi penyusutan, amortisasi, dan penurunan nilai	(1,577,932)	(1,616,415)	*Accumulated depreciation, amortisation, and impairment*
Bersih	3,866,097	3,122,255	*Net*

Ujrah atas IMBT yang akan diterima bank sampai dengan akhir akad berdasarkan sisa jangka waktu adalah sebagai berikut:

Ujrah for IMBT which will be received by the Bank up to the end of contract by remaining period are as follow:

	31 Desember/ *December* 2025	31 Desember/ *December* 2024	
Rupiah			***Rupiah***
≤ 1 bulan	47	12	*≤ 1 month*
> 1 - ≤ 3 bulan	43	96	*> 1 - ≤ 3 months*
> 3 - ≤ 12 bulan	14,595	22,115	*> 3 - ≤ 12 months*
> 1 - ≤ 5 tahun	167,498	132,921	*> 1 - ≤ 5 years*
> 5 tahun	1,010,596	670,758	*> 5 years*
	1,192,779	825,902	

14. ASET TETAP, ASET HAK GUNA DAN ASET TIDAK BERWUJUD - BERSIH / *14. FIXED ASSETS, RIGHT-OF-USE ASSETS AND INTANGIBLE ASSETS - NET*

Aset tetap, aset hak guna dan aset tidak berwujud - bersih terdiri dari:

Fixed assets, right-of-use assets and intangible assets - net consist of:

	31 Desember/ *December* 2025	31 Desember/ *December* 2024	
Aset tetap - bersih	8,166,999	7,066,275	*Fixed assets - net*
Aset hak guna - bersih	3,254,036	657,578	*Right-of-use assets - net*
Aset tidak berwujud - bersih	2,436,092	2,102,344	*Intangible assets - net*
	13,857,127	9,826,197	

Aset tetap / ***Fixed assets***

	31 Desember/*December* 2025						
	Saldo awal/ *Beginning balance*	Penambahan/ *Addition*	Pengurangan/ *Deduction*	Penilaian kembali/ *Revaluation*	Reklasifikasi/ *Reclassification*	Saldo akhir/ *Ending balance*	
Nilai revaluasi							***Revaluation amount***
Tanah	2,563,178	28	-	-	73,815	2,637,021	*Land*
Nilai perolehan							***Acquisition cost***
Bangunan	983,757	18,169	-	-	117,648	1,119,574	*Buildings*
Instalasi	445,509	27,411	(1,108)	-	53,688	525,500	*Installation*
Kendaraan bermotor	60,909	3,367	(1,736)	-	14,068	76,608	*Vehicles*
Inventaris kantor	3,808,700	104,855	(84,002)	-	1,349,325	5,178,878	*Office equipment*
Renovasi atas aset sewa	776,628	42,723	(316)	-	341,998	1,161,033	*Leasehold improvement*
Aset dalam penyelesaian	1,802,657	1,730,486	-	-	(1,950,542)	1,582,601	*Construction in progress*
	10,441,338	1,927,039	(87,162)	-	-	12,281,215	
Akumulasi penyusutan							***Accumulated depreciation***
Bangunan	(212,081)	(56,042)	-	-	-	(268,123)	*Buildings*
Instalasi	(274,670)	(56,873)	1,108	-	-	(330,435)	*Installation*
Kendaraan bermotor	(55,997)	(2,739)	1,724	-	-	(57,012)	*Vehicles*
Inventaris kantor	(2,512,411)	(513,130)	83,963	-	-	(2,941,578)	*Office equipment*
Renovasi atas aset sewa	(271,450)	(197,476)	312	-	-	(468,614)	*Leasehold improvement*
	(3,326,609)	(826,260)	87,107	-	-	(4,065,762)	
Akumulasi penurunan nilai							***Accumulated impairment***
Tanah	(48,454)	-	-	-	-	(48,454)	*Land*
Nilai buku	7,066,275					8,166,999	***Book value***

14. ASET TETAP, ASET HAK GUNA DAN ASET TIDAK BERWUJUD - BERSIH (lanjutan)

14. FIXED ASSETS, RIGHT-OF-USE ASSETS AND INTANGIBLE ASSETS - NET (continued)

Aset tetap (lanjutan)

***Fixed assets** (continued)*

	31 Desember/*December* 2024						
	Saldo awal/ *Beginning balance*	Penambahan/ *Addition*	Pengurangan/ *Deduction*	Penilaian kembali/ *Revaluation*	Reklasifikasi/ *Reclassification*	Saldo akhir/ *Ending balance*	
Nilai revaluasi							***Revaluation amount***
Tanah	2,444,841	62	-	116,525	1,750	2,563,178	*Land*
Nilai perolehan							***Acquisition cost***
Bangunan	642,280	27,298	(4,492)	-	318,671	983,757	*Buildings*
Instalasi	332,176	58,831	(5,443)	-	59,945	445,509	*Installation*
Kendaraan bermotor	60,245	1,011	(347)	-	-	60,909	*Vehicles*
Inventaris kantor	2,880,160	249,645	(53,694)	-	732,589	3,808,700	*Office equipment*
Renovasi atas aset sewa	500,126	27,095	(395)	-	249,802	776,628	*Leasehold improvement*
Aset dalam penyelesaian	828,039	2,337,375	-	-	(1,362,757)	1,802,657	*Construction in progress*
	7,687,867	2,701,317	(64,371)	116,525	-	10,441,338	
Akumulasi penyusutan							***Accumulated depreciation***
Bangunan	(175,418)	(37,467)	804	-	-	(212,081)	*Buildings*
Instalasi	(242,850)	(37,263)	5,443	-	-	(274,670)	*Installation*
Kendaraan bermotor	(53,240)	(3,104)	347	-	-	(55,997)	*Vehicles*
Inventaris kantor	(2,232,052)	(333,889)	53,530	-	-	(2,512,411)	*Office equipment*
Renovasi atas aset sewa	(148,326)	(123,273)	149	-	-	(271,450)	*Leasehold improvement*
	(2,851,886)	(534,996)	60,273	-	-	(3,326,609)	
Akumulasi penurunan nilai							***Accumulated impairment***
Tanah	(45,979)	(2,475)	-	-	-	(48,454)	*Land*
Nilai buku	4,790,002					7,066,275	***Book value***

Aset dalam penyelesaian pada tanggal 31 Desember 2025 dan 2024 adalah sebagai berikut:

Construction in progress as at 31 December 2025 and 2024 are as follows:

	31 Desember/ *December* 2025	31 Desember/ *December* 2024	
Bangunan	657,446	355,621	*Buildings*
Inventaris kantor	925,155	1,447,036	*Office equipment*
	1,582,601	1,802,657	

Estimasi persentase tingkat penyelesaian aset dalam penyelesaian pada tanggal 31 December 2025 adalah berkisar antara 0,60% - 99,83% dan 31 Desember 2024 adalah berkisar antara 12,00% - 96,43%. Aset dalam penyelesaian pada tanggal 31 Desember 2025 tersebut diperkirakan akan selesai pada tahun 2026 sampai dengan 2027.

The estimated percentage of completion of construction in progress as at 31 December 2025 is between 0.60% - 99.83% and 31 December 2024 is between 12.00% - 96.43%. Those construction in progress as at 31 December 2025 are estimated to be completed in 2026 until 2027.

Jumlah beban penyusutan aset tetap yang dibebankan pada laporan laba rugi dan penghasilan komprehensif lain adalah masing-masing sebesar Rp826,260 dan Rp534.996 untuk tahun yang berakhir pada tanggal 31 Desember 2025 dan 2024 (Catatan 39).

Total depreciation expenses of fixed assets charged in the statements of profit or loss and other comprehensive income is amounting to Rp826,260 and Rp534,996 for the year ended 31 December 2025 and 2024, respectively (Note 39).

Bank telah mengasuransikan aset tetap (tidak termasuk hak atas tanah) untuk menutup kemungkinan kerugian terhadap risiko kebakaran, kecurian, dan risiko lainnya kepada PT Asuransi Tripakarta Unit Syariah dan PT Zurich General Takaful Indonesia, keseluruhannya adalah pihak ketiga, PT Asuransi Staco Mandiri Unit Syariah, PT Asuransi Tugu Pratama Indonesia Tbk Unit Syariah dan PT BRI Asuransi Indonesia Unit Syariah, keseluruhannya adalah pihak berelasi, dengan nilai pertanggungan masing-masing sebesar Rp8.669.112 dan Rp7.619.835 pada tanggal 31 Desember 2025 dan 2024.

The Bank has insured the fixed assets (except land rights) to cover for losses against fire, theft and other risks to PT Asuransi Tripakarta Sharia Unit and PT Zurich General Takaful Indonesia, all of which are third parties, PT Asuransi Staco Mandiri Sharia Unit, PT Asuransi Tugu Pratama Indonesia Tbk Sharia Unit and PT BRI Asuransi Indonesia Sharia Unit, all of which are related parties, with total insurance coverage amounting to Rp8,669,112 and Rp7,619,835 as at 31 December 2025 and 2024, respectively.

14. ASET TETAP, ASET HAK GUNA DAN ASET TIDAK BERWUJUD - BERSIH (lanjutan)

Aset tetap (lanjutan)

Manajemen Bank berpendapat bahwa nilai pertanggungan tersebut cukup untuk menutup kerugian yang mungkin timbul atas aset tetap yang diasuransikan.

Pada tanggal 31 Desember 2025 dan 2024, jumlah tercatat bruto dari setiap aset tetap yang telah disusutkan penuh dan masih digunakan masing-masing sebesar Rp2.766.560 dan Rp2.543.082.

Selain tanah, tidak terdapat perbedaan material antara nilai wajar aset dan nilai tercatatnya.

Nilai tanah Bank berdasarkan model biaya pada tanggal 31 Desember 2025 dan 2024 adalah masing-masing sebesar Rp1.872.173 dan Rp1.872.145.

Manajemen berpendapat bahwa tidak terdapat indikator penurunan nilai aset tetap selain tanah pada tanggal 31 Desember 2025 dan 2024.

Bangun, Guna dan Serah

Pada tanggal 28 April 2023, Bank dan PT PP (Persero) Tbk ("PT PP") telah menandatangani perjanjian sehubungan dengan Bangun, Guna dan Serah ("BOT") atas tanah dan bangunan yang berlokasi di Jalan Medan Merdeka Selatan No. 17 Jakarta. Bank memberikan hak eksklusif kepada PT PP untuk memanfaatkan lahan, melakukan pembongkaran gedung eksisting dan melakukan pembangunan gedung baru. Bank berkomitmen untuk menyewa gedung baru selama 30 tahun dan pada akhir masa sewa, PT PP akan menyerahkan penguasaan lahan dan hak pengelolaan gedung kepada Bank.

Berdasarkan perjanjian BOT, Bank berhak menerima kompensasi atas penghancuran gedung lama dari PT PP sebesar Rp241.080 yang akan dibayarkan secara bertahap oleh PT PP selama 5 tahun. Kompensasi ini mengikat PT PP, tidak dapat dibatalkan dan tidak dapat dikembalikan dalam keadaan apapun termasuk apabila Bank mengakhiri kontrak secara sepihak. Berdasarkan syarat-syarat dalam perjanjian, manajemen membuat pertimbangan signifikan bahwa kompensasi dianggap sebagai transaksi terpisah dengan perjanjian sewa gedung baru meskipun kedua unsur tersebut berada dalam satu kontrak yang sama, antara pihak yang sama dan dalam waktu yang bersamaan. Bank mengakui kompensasi yang diterima sebagai pendapatan lain-lain bersamaan dengan pengakuan kerugian atas pembongkaran gedung lama sebesar Rp241.080 untuk tahun yang berakhir 31 Desember 2023.

***14. FIXED ASSETS, RIGHT-OF-USE ASSETS AND INTANGIBLE ASSETS - NET** (continued)*

***Fixed assets** (continued)*

The Bank's management believes the amount is adequate to cover losses which may arise from the insured fixed assets.

As at 31 December 2025 and 2024, the gross amount of fixed assets which have been fully depreciated and are still in use amounted to Rp2,766,560 and Rp2,543,082 respectively.

Other than land, there is no material difference between the fair value of the asset and its carrying value.

The Bank's land value based on the cost model as at 31 December 2025 and 2024 is Rp1,872,173 and Rp1,872,145.

Management believes that there are no indicators of impairment of fixed assets other than land as at 31 December 2025 and 2024.

Build, Operate and Transfer

On 28 April 2023, the Bank and PT PP (Persero) Tbk ("PT PP") entered into an agreement in connection with the Build, Operate and Transfer ("BOT") of land and building located at Medan Merdeka Selatan Street No. 17 Jakarta. The Bank granted exclusive rights to PT PP to utilize the land, to demolish the existing building and construct a new building. The Bank commits to rent the building for 30 years and at the end of the lease period, PT PP will hand over the ownership rights of the land and the building to the Bank.

In accordance with the BOT agreement, the Bank is eligible to receive compensation for the demolition of the old building from PT PP amounting to Rp241,080 which will be paid in stages by PT PP over 5 years. This compensation is binding to PT PP, non-cancellable and non-refundable under any circumstances including if the Bank terminates the contract unilaterally. Considering the terms in the agreement, the management makes significant judgment that the compensation is accounted for as a separate transaction to the rental agreement of the new building even though the two elements are in the same contract, between the same parties and at the same time. The Bank recognised the compensation received as other income corresponding with the recognition of loss from demolition of old building amounting to Rp241,080 for the year ended 31 December 2023.

14. ASET TETAP, ASET HAK GUNA DAN ASET TIDAK BERWUJUD - BERSIH (lanjutan)

Bangun, Guna dan Serah (lanjutan)

Sampai dengan 31 Desember 2025, Bank telah menerima pembayaran sebesar Rp144.648 (2024: Rp96.432) dan sisanya dicatat sebagai piutang dari PT PP pada aset lain-lain sebesar Rp96.432 (2024: Rp144.648).

Revaluasi aset tetap

Penilaian kembali atas aset tetap dilakukan berdasarkan Standar Penilaian Indonesia. Metode penilaian yang dipakai adalah metode data pasar dan metode pendapatan. Elemen-elemen yang digunakan dalam perbandingan data untuk menentukan nilai wajar aset antara lain:

a) jenis dan hak yang melekat pada properti;
b) kondisi pasar;
c) lokasi;
d) karakteristik fisik; dan
e) karakteristik tanah.

Nilai wajar ditentukan dengan menggunakan hierarki dan input-input yang digunakan dalam teknis penilaian untuk aset nonkeuangan:

- Level 1: Input yang berasal dari harga kuotasian (tanpa penyesuaian) dalam pasar aktif untuk aset yang identik;
- Level 2: Input selain harga kuotasian pasar dalam level 1 yang dapat diobservasi baik secara langsung maupun tidak langsung; dan
- Level 3: Input yang tidak dapat diobservasi.

Pengukuran nilai wajar tanah dikategorikan sebagai nilai wajar level 2 berdasarkan input dari teknik penilaian yang digunakan.

Revaluasi aset tetap - *ex-legacy* PT Bank Syariah Mandiri ("BSM")

Berdasarkan surat PT Bank Mandiri (Persero) Tbk No. CSC.CRE/508/2020 tertanggal 26 Agustus 2020 dan persetujuan OJK melalui surat No. S-159/PB.31/2020 tertanggal 9 Oktober 2020, PT Bank Mandiri (Persero) Tbk melakukan penambahan penyertaan modal melalui *inbreng* Aset Tetap Tidak Bergerak ("ATTB") milik PT Bank Mandiri (Persero) Tbk kepada PT Bank Syariah Mandiri sebesar Rp152.997 yang terdiri dari tanah senilai Rp127.750 dan bangunan senilai Rp25.247 (tidak termasuk pajak). Revaluasi atas ATTB dengan nilai pasar sebesar Rp152.997 dilakukan oleh Kantor Jasa Penilai Publik ("KJPP") Rizki Djunaedy & Rekan, penilai independen eksternal yang telah teregistrasi pada OJK, berdasarkan laporannya tertanggal 2 Maret 2020. Penambahan ATTB selama tahun 2020 sejumlah Rp175.876 terdiri dari tanah senilai Rp144.527 (termasuk pajak sejumlah Rp16.777) dan bangunan senilai Rp31.349 (termasuk pajak senilai Rp6.102) yang berasal dari *inbreng* ATTB terkait penambahan modal dari PT Bank Mandiri (Persero) Tbk.

***14. FIXED ASSETS, RIGHT-OF-USE ASSETS AND INTANGIBLE ASSETS - NET** (continued)*

***Build, Operate and Transfer** (continued)*

As at 31 December 2025, the Bank had received payment of Rp144,648 (2024: Rp96,432) and recorded the remaining as receivables from PT PP amounting in other assets to Rp96,432 (2024: Rp144,648).

Revaluation of fixed assets

The revaluation of fixed assets are performed based on Indonesian Valuation Standards. The valuation methods used are market data approach and income approach. Elements used in data comparison to determine fair value of assets are among others are as follows:

a) type and right on property;
b) market condition;
c) location;
d) physical characteristic; and
e) land characteristic.

Fair value was determined by hierarchy and input used on technical valuation of non-financial assets:

- *Level 1: Input quoted (unadjusted) prices in active market for identical assets;*
- *Level 2: Input other than quoted market price in level 1 that are observable either directly or indirectly; and*
- *Level 3: Input that are not observable.*

The fair value measurement for the land is categorised as level 2 fair value based on the inputs of the valuation technique used.

Fixed asset revaluation - ex-legacy PT Bank Syariah Mandiri ("BSM")

Based on the letter of PT Bank Mandiri (Persero) Tbk No. CSC.CRE/508/2020 dated 26 August 2020 and approval OJK by the letter No. S-159/PB.31/2020 dated 9 October 2020, PT Bank Mandiri (Persero) Tbk has obtain additional share by inbreng Non-movable Fixed Assets ("ATTB") of PT Bank Mandiri (Persero) Tbk to PT Bank Syariah Mandiri amounting Rp152,997 which consists of land amounting Rp127,750 and buildings amounting Rp25,247 (exclude tax). Revaluation of ATTB with market value amounting Rp152,997 was performed by Public Appraisal Service Office ("KJPP") Rizki Djunaedy & Partners, external independent appraisal registered in OJK, based on their report dated 2 March 2020. Addition of ATTB in 2020 amounting to Rp175,876 consists of land amounting to Rp144,527 (include tax amounting Rp16,777) and building amounting to Rp31,349 (include tax amounting to Rp6,102) from inbreng ATTB related to additional capital from PT Bank Mandiri (Persero) Tbk.

14. ASET TETAP, ASET HAK GUNA DAN ASET TIDAK BERWUJD - BERSIH (lanjutan)

Revaluasi aset tetap - *ex-legacy* PT Bank BRIsyariah Tbk ("BRIS")

Pada tanggal 31 Januari 2021, *ex-legacy* BRIS melakukan penyesuaian kebijakan revaluasi aset tetap sesuai ketentuan dengan BSI atas pencatatan tanah dari sebelumnya menggunakan model biaya menjadi menggunakan model revaluasi. Secara total pada tahun 2021, kenaikan nilai tercatat yang timbul dari revaluasi tanah dicatat sebagai "Pendapatan Komprehensif Lain" adalah sebesar Rp80.276 dan penurunan nilai tercatat yang timbul dari revaluasi dicatat sebagai beban pada tahun 2021 adalah sebesar Rp12.892. Penilaian atas tanah dilakukan oleh independen eksternal yaitu KJPP Nanang Rahayu, Sigit Paryanto dan Rekan.

Revaluasi aset tetap - *ex-legacy* PT Bank BNI Syariah ("BNIS")

Pada tanggal 31 Januari 2021, *ex-legacy* BNIS melakukan penyesuaian kebijakan dengan BSI atas pencatatan bangunan dari sebelumnya menggunakan model revaluasi menjadi menggunakan model biaya. Atas hal ini, Bank melakukan pembalikan atas penilaian kembali bangunan yang sebelumnya sudah dicatat di "Penghasilan Komprehensif Lain" sebesar Rp9.361.

Revaluasi atas tanah - PT Bank Syariah Indonesia Tbk

Revaluasi atas tanah dengan nilai tercatat pada saat revaluasi sebesar Rp67.617, dilakukan oleh KJPP Abdullah Fitriantoro & Rekan, penilai independen eksternal yang telah teregistrasi pada OJK, dalam laporannya tertanggal 25 November 2021. Selisih lebih nilai revaluasi tanah tahun 2021 sebesar Rp113.596 dicatat sebagai "Surplus Revaluasi Aset Tetap" dan disajikan pada pendapatan komprehensif lain. Penurunan nilai tercatat yang timbul dari revaluasi tanah sebesar Rp45.979 diakui dalam laba rugi tahun 2021 sebagai beban usaha lainnya.

***14. FIXED ASSETS, RIGHT-OF-USE ASSETS AND INTANGIBLE ASSETS - NET** (continued)*

Fixed asset revaluation - ex-legacy PT Bank BRIsyariah Tbk ("BRIS")

On 31 January 2021, the ex-legacy BRIS made a policy adjustment of asset revaluation to be in line with BSI's policy for recording of land from cost model to revaluation model. In total in 2021, the increases in the carrying amount of land revaluation are recorded as "Other Comprehensive Income" amounting to Rp80,276 and the decrease of carrying amount from revaluation is recorded as expenses in 2021 amounting to Rp12,892. The valuations of land was performed by KJPP Nanang Rahayu, Sigit Paryanto dan Rekan, an external independent appraisal.

Fixed asset revaluation - ex-legacy PT Bank BNI Syariah ("BNIS")

On 31 January 2021, ex-legacy BNIS made a policy adjustment to be in line with BSI's policy for recording of building from revaluation model to cost model. In this regard, the Bank reversed the revaluation of the building which had previously been recorded in "Other Comprehensive Income" amounting to Rp9,361.

Revaluation on land - PT Bank Syariah Indonesia Tbk

Revaluation on land with carrying amount on revaluation amounting to Rp67,617, performed by KJPP Abdullah Fitriantoro & Rekan, an external independent appraisal registered on OJK, on their report dated 25 November 2021. Difference on land revaluation in 2021 amounting to Rp113,596 was recorded as "Surplus on Revaluation of Fixed Asset" and expressed on other comprehensive income. Impairment of carrying value from revaluation on land amounting to Rp45,979 was recognised in the profit or loss of the year 2021 as other operating expense.

14. ASET TETAP, ASET HAK GUNA DAN ASET TIDAK BERWUJD - BERSIH (lanjutan)

14. FIXED ASSETS, RIGHT-OF-USE ASSETS AND INTANGIBLE ASSETS - NET (continued)

Revaluasi atas tanah pada tahun 2024

Revaluasi atas tanah pada 31 Desember 2024 dilakukan oleh KJPP Dino Farid & Rekan serta KJPP Muttaqin Bambang Purwanto Rozak Uswatun ("MBPRU") & Rekan, penilai independen eksternal yang telah teregistrasi pada OJK, dalam laporannya tertanggal 30 Juli 2024 dan 1 Agustus 2024. Selisih lebih nilai revaluasi tanah tahun 2024 sebesar Rp116.525 dan pembalikan penurunan nilai dari periode sebelumnya sebesar Rp7.615 dicatat sebagai "Keuntungan Revaluasi Aset Tetap" dan disajikan pada pendapatan komprehensif lain. Penurunan nilai tercatat yang timbul dari revaluasi tanah sebesar Rp2.475 diakui dalam laba rugi tahun 2024 sebagai beban usaha lainnya.

Revaluation on land in 2024

Revaluation on land as at 31 December 2024 was performed by KJPP Dino Farid & Rekan and KJPP Muttaqin Bambang Purwanto Rozak Uswatun ("MBPRU") & Rekan, external independent appraisals registered on OJK, on their report dated 30 July 2024 and 1 August 2024. Difference on land revaluation in 2024 amounting to Rp116,525 and reversal of impairment from prior period amounting to Rp7,615 were recorded as "Gain on Revaluation of Fixed Assets" and presented in other comprehensive income. Impairment of carrying value from revaluation on land amounting to Rp2,475 was recognised in the profit or loss of the year 2024 as other operating expense.

Perubahan cadangan revaluasi aset bersih setelah pajak adalah sebagai berikut:

The movements in the asset revaluation reserve net of tax are as follows:

	31 Desember/ *December* 2025	31 Desember/ *December* 2024	
Saldo awal tahun	553,440	444,530	*Beginning year balance*
Kenaikan nilai tanah	-	108,910	*Gain on land value*
Saldo akhir tahun	553,440	553,440	*Ending year balance*

Aset hak guna / ***Right-of-use assets***

	31 Desember/*December* 2025				
	Saldo awal/ *Beginning balance*	Penambahan/ *Additions*	Pengurangan/ *Deductions*	Saldo akhir/ *Ending balance*	
Nilai perolehan					***Acquisition cost***
Bangunan kantor	1,354,285	2,976,300	(312,481)	4,018,104	*Office buildings*
Kendaraan bermotor dan sistem teknologi	18,449	-	(18,449)	-	*Vehicles and technology system*
	1,372,734	2,976,300	(330,930)	4,018,104	
Akumulasi penyusutan					***Accumulated depreciation***
Bangunan kantor	(696,707)	(379,842)	312,481	(764,068)	*Office buildings*
Kendaraan bermotor dan sistem teknologi	(18,449)	-	18,449	-	*Vehicles and technology system*
	(715,156)	(379,842)	330,930	(764,068)	
Nilai buku	657,578			3,254,036	***Book value***

	31 Desember/*December* 2024				
	Saldo awal/ *Beginning balance*	Penambahan/ *Additions*	Pengurangan/ *Deductions*	Saldo akhir/ *Ending balance*	
Nilai perolehan					***Acquisition cost***
Bangunan kantor	1,205,107	438,502	(289,324)	1,354,285	*Office buildings*
Kendaraan bermotor dan sistem teknologi	132,876	-	(114,427)	18,449	*Vehicles and technology system*
	1,337,983	438,502	(403,751)	1,372,734	
Akumulasi penyusutan					***Accumulated depreciation***
Bangunan kantor	(665,027)	(321,004)	289,324	(696,707)	*Office buildings*
Kendaraan bermotor dan sistem teknologi	(110,115)	(22,761)	114,427	(18,449)	*Vehicles and technology system*
	(775,142)	(343,765)	403,751	(715,156)	
Nilai buku	562,841			657,578	***Book value***

14. ASET TETAP, ASET HAK GUNA DAN ASET TIDAK BERWUJUD - BERSIH (lanjutan) / *FIXED ASSETS, RIGHT-OF-USE ASSETS AND INTANGIBLE ASSETS - NET (continued)*

Bank mengakui aset hak guna dan liabilitas sewa untuk semua sewa dengan kontrak jangka waktu tertentu, dibayar bulanan atau periodik. Terdapat pengecualian untuk sewa dengan jangka waktu pendek, yaitu kurang dari atau sama dengan 12 bulan serta tidak ada opsi beli dan opsi perpanjangan, dan memiliki aset pendasar bernilai rendah, yaitu lebih kecil atau sama dengan Rp70.000.000 (tujuh puluh juta Rupiah) dalam nilai penuh.

The Bank recognises the right-of-use assets and lease liabilities for all leases with time contracts, payable monthly or periodically. There are exceptions to the lease with a short term, which is less or equal to 12 months and there is no call option and extention option, and has a low value underlying asset, which is less than or equal to Rp70,000,000 (seventy million Rupiah) in full amount.

Per 31 Desember 2025, termasuk dalam aset hak guna adalah perjanjian sewa menyewa antara Bank dan PT PP (Persero) Tbk ("PT PP") (lihat Catatan 49).

As of 31 December 2025, included in the right-of-use assets is lease agreement between the Bank and PT PP (Persero) Tbk ("PT PP") (see Note 49).

Laporan laba rugi dan penghasilan komprehensif lain menyajikan saldo berikut berkaitan dengan sewa:

Statements of profit or loss and other comprehensive income shows the following amounts related to lease:

	31 Desember/ *December* 2025	31 Desember/ *December* 2024	
Beban penyusutan aset hak guna (Catatan 39):			*Depreciation expense of right of use assets (Note 39):*
Bangunan kantor	379,842	321,004	*Office buildings*
Kendaraan bermotor dan sistem teknologi	-	22,761	*Vehicle and technology system*
	379,842	343,765	
Beban sewa (Catatan 39):			*Rent expenses (Note 39):*
Beban bunga:			*Interest expenses:*
Bangunan kantor	18,107	15,574	*Office buildings*
Kendaraan bermotor dan sistem teknologi	-	349	*Vehicle and technology system*
	18,107	15,923	
Beban berkaitan dengan sewa jangka pendek (kurang dari atau sama dengan 12 bulan)	550,155	354,593	*Expenses related to short term leases (less than or equal to 12 months)*
Beban berkaitan dengan sewa atas aset yang bernilai rendah yang bukan sewa jangka pendek	38,732	22,556	*Expenses related to leases of low value assets that are not short term leases*
	606,994	393,072	
Jumlah	986,836	736,837	*Total*

Aset tidak berwujud / ***Intangible assets***

	31 Desember/*December* 2025				
	Saldo awal/ *Beginning balance*	Penambahan/ *Addition*	Reklasifikasi/ *Reclassification*	Saldo akhir/ *Ending balance*	
Nilai perolehan					***Acquisition cost***
Perangkat lunak	1,665,223	230,039	853,089	2,748,351	*Software*
Aset dalam penyelesaian	1,221,383	522,890	(853,089)	891,184	*Construction in progress*
	2,886,606	752,929	-	3,639,535	
Akumulasi amortisasi					***Accumulated amortisation***
Perangkat lunak	(784,262)	(419,181)	-	(1,203,443)	*Software*
Nilai buku	2,102,344			2,436,092	***Book value***

14. ASET TETAP, ASET HAK GUNA DAN ASET TIDAK BERWUJUD - BERSIH (lanjutan)

14. FIXED ASSETS, RIGHT-OF-USE ASSETS AND INTANGIBLE ASSETS - NET (continued)

Aset tidak berwujud (lanjutan)

***Intangible assets** (continued)*

	31 Desember/*December* 2024				
	Saldo awal/ ***Beginning balance***	**Penambahan/** ***Addition***	**Reklasifikasi/** ***Reclassification***	**Saldo akhir/** ***Ending balance***	
Nilai perolehan					***Acquisition cost***
Perangkat lunak	1,279,219	84,176	301,828	1,665,223	*Software*
Aset dalam penyelesaian	462,420	1,060,791	(301,828)	1,221,383	*Construction in progress*
	1,741,639	1,144,967	-	2,886,606	
Akumulasi amortisasi					***Accumulated amortisation***
Perangkat lunak	(613,305)	(170,957)	-	(784,262)	*Software*
Nilai buku	1,128,334			2,102,344	***Book value***

Estimasi persentase tingkat penyelesaian aset dalam penyelesaian pada tanggal 31 Desember 2025 dan 2024 adalah berkisar antara 4,78% - 99,26% dan 4,19% - 98,24%. Aset dalam penyelesaian pada tanggal 31 Desember 2025 tersebut diperkirakan akan selesai pada tahun 2026 sampai dengan 2027.

The estimated percentage of completion of construction in progress as at 31 December 2025 and 2024 is between 4.78% - 99.26% and 4.19% - 98.24%. Those assets in progress as at 31 December 2025 are estimated to be completed in 2026 until 2027.

Jumlah beban amortisasi aset tidak berwujud yang dibebankan pada laporan laba rugi dan penghasilan komprehensif lain adalah masing-masing sebesar Rp419.181 dan Rp170.957 pada tanggal 31 Desember 2025 dan 2024 (Catatan 39).

Total amortisation expenses of intangible assets charged in the statements of profit or loss and other comprehensive income is amounting to Rp419,181 and Rp170,957 as at 31 December 2025 and 2024, respectively (Note 39).

15. ASET LAIN-LAIN - BERSIH

15. OTHER ASSETS - NET

Aset lain-lain terdiri dari:

Other assets consist of:

	31 Desember/ ***December* 2025**	**31 Desember/** ***December* 2024**	
Beban dibayar dimuka	2,415,695	1,975,414	*Prepaid expense*
Tagihan SKBDN kepada nasabah	1,774,147	362,851	*SKBDN receivables to customers*
Pendapatan surat berharga yang akan diterima	809,541	979,776	*Income receivables from securities*
Agunan yang diambil alih	655,554	711,370	*Foreclosed collaterals*
Pendapatan pembiayaan yang akan diterima	477,357	290,984	*Income receivables from financing*
Tagihan ATM	314,977	198,877	*ATM receivables*
Persediaan emas	123,963	6,001	*Gold inventory*
Tagihan kepada pihak ketiga	96,432	144,648	*Receivables from third party*
Setoran jaminan	92,151	53,064	*Guarantee deposit*
Persediaan alat tulis kantor dan materai	45,694	65,419	*Office supplies and stamps*
Lainnya	1,429,328	398,854	*Others*
	8,234,839	5,187,258	
Cadangan kerugian penurunan nilai	(817,210)	(959,155)	*Allowance for impairment losses*
Bersih	7,417,629	4,228,103	*Net*

15. ASET LAIN-LAIN - BERSIH (lanjutan)

Lainnya antara lain properti terbengkalai, biaya yang ditangguhkan, serta berbagai macam tagihan, antara lain tagihan Bank Indonesia *Fast Payment* ("BI *Fast*"), tagihan atas transaksi *Quick Response Code Indonesian Standard* ("QRIS"), tagihan Kartu Hasanah, transaksi kliring dan lebih bayar pajak penghasilan pasal 21.

Manajemen berpendapat bahwa jumlah cadangan kerugian penurunan nilai aset lain-lain yang dibentuk telah memadai.

Mutasi agunan yang diambil alih pada tanggal 31 Desember 2025 dan 2024 diungkapkan pada Catatan 54k.

***15. OTHER ASSETS - NET** (continued)*

Others are abandoned property, deferred fees, as well as various bills, such as Bank Indonesia Fast Payment ("BI Fast") bills, bills for Quick Response Code Indonesian Standard ("QRIS") transactions, Hasanah Card bills, clearing transactions and overpayment of income tax art 21.

Management believes that allowance for impairment losses on other assets is adequate.

Movement of the foreclosed collaterals as at of 31 December 2025 and 2024 are disclosed in Note 54k.

16. LIABILITAS SEGERA

16. OBLIGATIONS DUE IMMEDIATELY

	31 Desember/ *December* 2025	31 Desember/ *December* 2024	
Pihak ketiga			***Third parties***
Liabilitas pihak ketiga	315,294	145,857	*Liabilities to third parties*
Zakat Bank	250,293	232,061	*Zakat of the Bank*
Titipan tagihan pembayaran	71,633	42,310	*Remittance of bills payment*
Titipan dana nasabah	37,265	57,800	*Remittance of customer funds*
Liabilitas ATM Jalin	29,709	130,950	*Liabilities to ATM Jalin*
Liabilitas ATM Bersama	19,968	30,809	*Liabilities to ATM Bersama*
Liabilitas ATM Prima	18,867	24,587	*Liabilities to ATM Prima*
Zakat pegawai, nasabah dan umum	3,398	3,621	*Zakat of employees, customers and public*
Titipan ATM	2,680	3,396	*ATM remittance*
Titipan lainnya	178,645	174,434	*Other remittances*
	927,752	845,825	
Pihak berelasi (Catatan 45)			***Related parties (Note 45)***
Liabilitas pihak ketiga	9,601	11,156	*Liabilities to third parties*
Titipan ATM	-	1,662	*ATM remittance*
	9,601	12,818	
	937,353	858,643	

Liabilitas pihak ketiga merupakan liabilitas atas transaksi QRIS, liabilitas *BI Fast,* jasa pembayaran, dan kewajiban dalam rangka sekuritisasi.

Liabilitas ATM Jalin, ATM Prima dan ATM Bersama, merupakan liabilitas yang timbul karena penggunaan jaringan ATM Bank oleh nasabah bank lain yang menjadi anggota dari jaringan ATM Jalin, jaringan ATM Prima dan jaringan ATM Bersama.

Titipan lainnya merupakan titipan *direct* terhadap mitra Bank dan lainnya. Titipan dana nasabah merupakan titipan bagi hasil deposito jatuh tempo dan lainnya.

Zakat pegawai, nasabah, dan umum merupakan zakat yang dibayarkan secara individu melalui *platform E-Channel* Bank dan akan disalurkan ke lembaga pengelola zakat.

Liabilities to third parties represent liabilities arising from QRIS transactions, liabilities to BI Fast, payment services, and liabilities related to securitisation.

Liabilities to ATM Jalin, ATM Prima and ATM Bersama represent liabilities arising from using the Bank's network of ATM by customers of using ATM Jalin network, ATM Prima and ATM Bersama.

Other remittances are direct remittances to the Bank's partners and others. Remittance of customer funds are remittances of time deposits profit sharing and others.

Zakat of employees, customers and publics are zakat paid individually through the Bank's E-Channel platform and will be distributed to zakat management institutions.

17. BAGI HASIL YANG BELUM DIBAGIKAN / *17. UNDISTRIBUTED REVENUE SHARING*

Akun ini merupakan bagi hasil yang belum dibagikan oleh Bank kepada nasabah *(shahibul maal)* atas bagian keuntungan hasil usaha Bank yang telah disisihkan dari pengelolaan dana *mudharabah.*

This account represents the undistributed share of the customers (shahibul maal) on income generated by the Bank from managing mudharabah funds.

Bagi hasil yang belum dibagikan Bank pada tanggal 31 Desember 2025 dan 2024 adalah sebagai berikut:

The Bank's undistributed profit sharing as at 31 December 2025 and 2024, are as follows:

	31 Desember/ *December* 2025	31 Desember/ *December* 2024	
Bukan Bank			***Non-Bank***
Rupiah			***Rupiah***
Deposito	208,376	222,038	*Time deposits*
Giro	23,127	41,388	*Demand deposits*
Sukuk *mudharabah* berkelanjutan	8,233	8,384	*Sustainability sukuk mudharabah*
Sukuk *mudharabah* subordinasi	1,317	1,317	*Subordinated sukuk mudharabah*
	241,053	273,127	
Mata uang asing			***Foreign currencies***
Deposito	17,386	9,236	*Time deposits*
Giro	2	2	*Demand deposits*
	17,388	9,238	
	258,441	282,365	
Bank Indonesia			***Bank Indonesia***
Rupiah			***Rupiah***
PaSBI	-	6,395	*PaSBI*
Bank			***Bank***
Rupiah			***Rupiah***
Deposito	74	79	*Time deposits*
Pembiayaan berjangka *mudharabah*	-	2,739	*Mudharabah term financing*
	74	2,818	
	258,515	291,578	

18. GIRO *WADIAH* / *18. WADIAH DEMAND DEPOSITS*

Giro *wadiah* terdiri dari:

Wadiah demand deposits consist of:

	31 Desember/ *December* 2025	31 Desember/ *December* 2024	
Pihak ketiga			***Third parties***
Rupiah	23,389,959	15,113,900	*Rupiah*
Dolar Amerika Serikat	1,259,532	1,064,416	*United States Dollar*
Riyal Arab Saudi	112,376	37,287	*Saudi Arabian Riyal*
Euro Eropa	97,786	17,505	*European Euro*
Dolar Singapura	20,171	27,126	*Singapore Dollar*
Chinese Yuan	20	-	*Chinese Yuan*
Dolar Australia	11	-	*Australian Dollar*
	24,879,855	16,260,234	

18. GIRO *WADIAH* (lanjutan) / *18. WADIAH DEMAND DEPOSITS (continued)*

Giro *wadiah* terdiri dari: (lanjutan) / *Wadiah demand deposits consist of: (continued)*

	31 Desember/ *December* 2025	31 Desember/ *December* 2024	
Pihak berelasi (Catatan 45)			***Related parties (Note 45)***
Rupiah	2,888,365	2,847,492	*Rupiah*
Dolar Amerika Serikat	17,099	12,213	*United States Dollar*
Riyal Arab Saudi	4,834	27,140	*Saudi Arabian Riyal*
Euro Eropa	290	-	*European Euro*
Chinese Yuan	31		*Saudi Arabian Riyal*
	2,910,619	2,886,845	
	27,790,474	19,147,079	

Giro *wadiah* merupakan giro *wadiah yad-dhamanah* yaitu titipan dana pihak ketiga yang dapat diberikan bonus berdasarkan kebijakan Bank.

Wadiah demand deposits represent wadiah yad-dhamanah in which the third parties funds are entitled to receive bonuses in accordance with the Bank's policy.

Kisaran bonus giro *wadiah* yang diberikan nasabah adalah sebagai berikut:

The range rate from wadiah demand deposits given by customers are as follows:

	31 Desember/ *December* 2025	31 Desember/ *December* 2024	
Rupiah	0.18% - 0.24%	0.02% - 0.04%	*Rupiah*
Mata uang asing	0.00%	0.00%	*Foreign currencies*

19. TABUNGAN *WADIAH* / *19. WADIAH SAVINGS DEPOSITS*

Tabungan *wadiah* terdiri dari: / *Wadiah savings deposits consist of:*

	31 Desember/ *December* 2025	31 Desember/ *December* 2024	
Pihak ketiga			***Third parties***
Rupiah	62,015,960	54,045,084	*Rupiah*
Dolar Amerika Serikat	1,271,811	1,221,082	*United States Dollar*
Euro Eropa	3,385	-	*European Euro*
Dolar Singapura	1,351	-	*Singapore Dollar*
Riyal Arab Saudi	1,144	-	*Saudi Arabian Riyal*
	63,293,651	55,266,166	
Pihak berelasi (Catatan 45)			***Related parties (Note 45)***
Rupiah	16,159	11,364	*Rupiah*
Dolar Amerika Serikat	1,294	2,537	*United States Dollar*
Dolar Singapura	13	-	*Singapore Dollar*
Riyal Arab Saudi	4	-	*Saudi Arabian Riyal*
	17,470	13,901	
	63,311,121	55,280,067	

Kisaran bonus tabungan *wadiah* yang diberikan nasabah adalah sebagai berikut:

The range rate of bonus from wadiah savings deposits given by customers are as follows:

	31 Desember/ *December* 2025	31 Desember/ *December* 2024	
Rupiah	0.46% - 0.49%	0.00%	*Rupiah*
Dolar Amerika Serikat	0.00%	0.00%	*United States Dollar*

20. SIMPANAN DARI BANK LAIN / *20. DEPOSITS FROM OTHER BANKS*

a. Berdasarkan jenis dan mata uang / *a. By type and currency*

	31 Desember/ *December* 2025	31 Desember/ *December* 2024	
Rupiah			***Rupiah***
Sertifikat Pengelolaan Dana Berdasarkan Prinsip Syariah Antarbank ("SIPA")	2,693,886	600,834	*Sharia Compliant Interbank Fund Management Certificate ("SIPA")*
Giro *wadiah*	86,935	174,143	*Wadiah demand deposits*
Tabungan *wadiah*	17,704	8,985	*Wadiah savings deposits*
	2,798,525	783,962	
Mata uang asing			***Foreign currencies***
Giro *wadiah*	1,153	736	*Wadiah demand deposits*
	2,799,678	784,698	

b. Berdasarkan hubungan / *b. By relationship*

	31 Desember/ *December* 2025	31 Desember/ *December* 2024	
Pihak ketiga			***Third parties***
Rupiah			***Rupiah***
Sertifikat Pengelolaan Dana Berdasarkan Prinsip Syariah Antarbank ("SIPA")	2,693,886	400,000	*Sharia Compliant Interbank Fund Management Certificate ("SIPA")*
Giro *wadiah*	85,760	172,774	*Wadiah demand deposits*
Tabungan *wadiah*	17,704	8,985	*Wadiah savings deposits*
	2,797,350	581,759	
Mata uang asing			***Foreign currencies***
Giro *wadiah*	1,153	736	*Wadiah demand deposits*
	2,798,503	582,495	
Pihak berelasi (Catatan 45)			***Related parties (Note 45)***
Rupiah			***Rupiah***
Giro *wadiah*	1,175	1,369	*Wadiah demand deposits*
Sertifikat Pengelolaan Dana Berdasarkan Prinsip Syariah Antarbank ("SIPA")	-	200,834	*Sharia Compliant Interbank Fund Management Certificate ("SIPA")*
	1,175	202,203	
	2,799,678	784,698	

Kisaran bonus giro *wadiah* yang diberikan nasabah adalah sebagai berikut:

The range rate from wadiah demand deposits given by customers are as follows:

	31 Desember/ *December* 2025	31 Desember/ *December* 2024	
Rupiah	0.69% - 0.72%%	0.70% - 0.73%	*Rupiah*
Mata uang asing	0.00%	0.00%	*Foreign currencies*

21. LIABILITAS KEPADA BANK INDONESIA / *21. LIABILITIES TO BANK INDONESIA*

	31 Desember/ *December* 2025	31 Desember/ *December* 2024	
Pihak ketiga			***Third parties***
Rupiah	-	18,417,864	*Rupiah*

Liabilitas kepada Bank Indonesia berisi instrumen Pengelolaan Likuiditas berdasarkan Prinsip Syariah Bank Indonesia ("PaSBI") yang merupakan fasilitas penyediaan dana dari Bank Indonesia untuk pengelolaan likuiditas Bank dengan agunan berupa surat berharga yang memenuhi prinsip syariah.

Liabilities to Bank Indonesia containing Liquidity Management based on Bank Indonesia Sharia Principles ("PaSBI") instrument, which is a funding facility from Bank Indonesia for managing the Bank's liquidity with collateral in the form of securities that comply with sharia principles.

Pada tanggal 31 Desember 2024, Bank mendapatkan fasilitas PaSBI sebesar Rp18.417.864 dengan nilai nominal agunan sebesar Rp19.800.000 dan persentase bagi hasil yang dibayar oleh Bank sebesar 6,25% per tahun.

As of 31 December 2024, the Bank obtained PaSBI facilities amounting to Rp18,417,864 with collateral nominal value amounting to Rp19,800,000 and profit-sharing rate payable by the Bank of 6.25% per annum.

Pada tanggal 31 Desember 2025, Bank tidak memiliki saldo atas fasilitas PaSBI tersebut.

As of 31 December 2025, the Bank has no balance on the PaSBI facilities.

Fasilitas PaSBI pada periode Januari hingga Juni 2025 telah jatuh tempo paling lambat pada Juli 2025. Bank tidak mengajukan lagi fasilitas PaSBI kepada Bank Indonesia, sehingga saldo fasilitas PaSBI per 31 Desember 2025 adalah Nihil.

PaSBI facility on January to June 2025 has been matured at the latest on July 2025, Bank has not apply any PaSBI facility to Bank Indonesia resulting to Nil balance as of 31 December 2025.

Bank telah melakukan pembayaran bagi hasil sesuai dengan jatuh tempo yang telah ditetapkan.

The Bank has paid the profit sharing on schedule as stated in the issuance agreement.

Bagi hasil atas PaSBI untuk tahun yang berakhir pada tanggal 31 Desember 2025 dan 31 Desember 2024 masing-masing sebesar Rp199.843 dan Rp368.533 (Catatan 36).

The profit sharing for PaSBI facilities for the year ended 31 December 2025 and 31 December 2024 are Rp199,843 and Rp368,533, respectively (Note 36).

22. PERPAJAKAN / *22. TAXATION*

a. Utang pajak / *a. Taxes payable*

Rincian utang pajak adalah sebagai berikut: / *The details of taxes payable are as follows:*

	31 Desember/ *December* 2025	31 Desember/ *December* 2024	
Utang pajak penghasilan			*Income tax payables*
Pasal 29	220,597	674,835	*Article 29*
Utang pajak lainnya			*Other tax payables*
Pasal 4 (2)	103,662	101,799	*Article 4 (2)*
Pasal 21	11,220	2,342	*Article 21*
Pasal 22	4,009	7,252	*Article 22*
Pasal 23	11,384	11,605	*Article 23*
Pasal 26	558	7,091	*Article 26*
PPN dan PPh lainnya	87,983	84,718	*VAT and other income taxes*
	218,816	214,807	
	439,413	889,642	

b. Beban pajak / *b. Tax expense*

	31 Desember/ *December* 2025	31 Desember/ *December* 2024	
Beban pajak kini	2,117,123	2,436,340	*Current tax expense*
(Manfaat)/beban pajak tangguhan	76,766	(391,833)	*Deferred tax (benefit)/expense*
	2,193,889	2,044,507	

22. PERPAJAKAN (lanjutan) / ***22. TAXATION*** *(continued)*

b. Beban pajak (lanjutan) / ***b. Tax expense*** *(continued)*

Rekonsiliasi antara laba sebelum pajak penghasilan pada laporan laba rugi dan penghasilan komprehensif lain dan perhitungan penghasilan pajak adalah sebagai berikut:

Reconciliation between income before income tax as stated in the statements of profit or loss and other comprehensive income and income tax calculation are as follows:

	31 Desember/ *December* 2025	**31 Desember/ *December* 2024**	
Laba sebelum pajak penghasilan	9,761,412	9,050,395	*Income before tax*
Beda temporer			*Temporary differences*
Cadangan kerugian penurunan nilai atas aset keuangan dan aset produktif	225,337	2,105,668	*Allowance for impairment losses on financial assets and earning assets*
Penyisihan kerugian atas aset nonproduktif	(99,157)	(46,041)	*Provision for impairment losses on non-earning assets*
Estimasi kerugian atas komitmen dan kontinjensi	2,138	(7,972)	*Estimated losses on commitments and contingencies*
Cadangan kerugian risiko operasional	(5,489)	(18,284)	*Provision for impairment losses on operational risk*
Penyisihan liabilitas imbalan kerja	50,203	3,595	*Provision for employee benefit liabilities*
Cadangan bonus, tantiem dan beban tenaga kerja	(167,517)	(99,946)	*Provision for bonus, tantiem and personnel expenses*
Lain-lain	(354,453)	(155,958)	*Others*
Jumlah beda temporer	(348,938)	1,781,062	*Total temporary differences*
Beda tetap			*Permanent differences*
Representasi	114,499	80,176	*Representation*
Revaluasi aset tetap	-	2,475	*Fixed assets revaluation*
Keanggotaan nonasosiasi	1,484	2,724	*Non-association membership*
Biaya lainnya	94,828	157,443	*Others*
Total beda tetap	210,811	242,818	*Total permanent differences*
Total koreksi fiskal	(138,127)	2,023,880	*Total fiscal corrections*
Penghasilan kena pajak	9,623,285	11,074,275	*Taxable income*
Beban pajak penghasilan badan	2,117,123	2,436,340	*Corporate income tax expense*
Pajak dibayar dimuka - pasal 25	(1,896,295)	(1,760,822)	*Prepaid tax - article 25*
Pajak yang dipotong pihak lain - pasal 22	(231)	(683)	*Tax withheld by other parties - article 22*
Utang pajak penghasilan - pasal 29	220,597	674,835	***Income tax payable - article 29***

Rekonsiliasi atas beban pajak penghasilan dengan perkalian laba sebelum pajak penghasilan dan tarif pajak yang berlaku adalah sebagai berikut:

The reconciliation of income tax expense by multiplying income before income tax to the applicable tax rate are as follows:

	31 Desember/ *December* 2025	**31 Desember/ *December* 2024**	
Laba sebelum pajak penghasilan	9,761,412	9,050,395	*Income before tax*
Beban pajak penghasilan yang dihitung dari laba sebelum pajak penghasilan	2,147,511	1,991,087	*Income tax expense calculated from income before tax*
Pengaruh pajak atas beda tetap	46,378	53,420	*Tax impact of permanent differences*
Beban pajak	2,193,889	2,044,507	*Tax expense*

22. PERPAJAKAN (lanjutan)

22. *TAXATION* *(continued)*

c. Aset pajak tangguhan

c. *Deferred tax assets*

	31 Desember/*December* 2025				
	Saldo awal/ *Beginning balance*	Dikreditkan/ (dibebankan) ke laba rugi/ *Credited/ (charged) to statements of profit or loss*	(Dibebankan)/ dikreditkan ke penghasilan komprehensif lain/*(Charged)/ credited to OCI*	Saldo akhir/ *Ending balance*	
Cadangan kerugian penurunan nilai atas aset keuangan dan aset produktif	1,519,080	49,574	-	1,568,654	*Allowance for impairment losses on financial assets and earning assets*
Penyisihan kerugian atas aset nonproduktif	203,126	(21,814)	-	181,312	*Provision for impairment losses on non-earning assets*
Estimasi kerugian atas komitmen dan kontinjensi	5,290	470	-	5,760	*Estimated losses on commitments and contingencies*
Cadangan kerugian risiko operasional	9,525	(1,207)	-	8,318	*Provision for impairment losses on operational risks*
Penyisihan liabilitas imbalan kerja	117,640	11,045	(1,492)	127,193	*Provision employee benefit liabilities*
Cadangan bonus, tantiem dan beban tenaga kerja	229,751	(36,854)	-	192,897	*Provision for bonus, tantiem and personnel expenses*
Depresiasi aset tetap	(55,689)	(50,618)	-	(106,307)	*Depreciation of fixed assets*
Aset hak guna	(40,284)	(557,492)	-	(597,776)	*Right-of-use assets*
Liabilitas sewa	39,886	556,766	-	596,652	*Lease liabilities*
Lainnya	28,402	(26,636)	(103,143)	(101,377)	*Others*
	2,056,727	(76,766)	(104,635)	1,875,326	

	31 Desember/*December* 2024				
	Saldo awal/ *Beginning balance*	Dikreditkan/ (dibebankan) ke laba rugi/ *Credited/ (charged) to statements of profit or loss*	(Dibebankan)/ dikreditkan ke penghasilan komprehensif lain/*(Charged)/ credited to OCI*	Saldo akhir/ *Ending balance*	
Cadangan kerugian penurunan nilai atas aset keuangan dan aset produktif	1,055,833	463,247	-	1,519,080	*Allowance for impairment losses on financial assets and earning assets*
Penyisihan kerugian atas aset nonproduktif	213,255	(10,129)	-	203,126	*Provision for impairment losses on non-earning assets*
Estimasi kerugian atas komitmen dan kontinjensi	7,044	(1,754)	-	5,290	*Estimated losses on commitments and contingencies*
Cadangan kerugian risiko operasional	13,549	(4,024)	-	9,525	*Provision for impairment losses on operational risks*
Penyisihan liabilitas imbalan kerja	146,797	791	(29,948)	117,640	*Provision employee benefit liabilities*
Cadangan bonus, tantiem dan beban tenaga kerja	251,739	(21,988)	-	229,751	*Provision for bonus, tantiem and personnel expenses*
Depresiasi aset tetap	(26,357)	(29,332)	-	(55,689)	*Depreciation of fixed assets*
Aset hak guna	31,682	(71,966)	-	(40,284)	*Right-of-use assets*
Liabilitas sewa	(27,102)	66,988	-	39,886	*Lease liabilities*
Lainnya	(746)	-	29,148	28,402	*Others*
	1,665,694	391,833	(800)	2,056,727	

Manajemen berpendapat bahwa kemungkinan besar jumlah laba fiskal pada masa mendatang memadai untuk mengkompensasi perbedaan temporer yang menimbulkan aset pajak tangguhan tersebut.

Management believes that it is most likely that future taxable income will be available against the temporary differences which create deferred tax assets.

d. Surat ketetapan pajak

d. *Tax assessment letters*

Pemeriksaan masa pajak Januari 2021 - *ex-legacy* BRIS dan tahun pajak 2021 - BSI

Pada bulan Juli 2022, Bank menerima Surat Perintah Pemeriksaan atas Masa Pajak 31 Januari 2021 untuk PT Bank Syariah Indonesia Tbk (*ex-legacy* BRIS) dan Tahun Pajak 2021 untuk PT Bank Syariah Indonesia Tbk. Pada tanggal 3 Desember 2024, Bank telah menerima Surat Ketetapan Pajak Kurang Bayar (SKPKB) dimana disampaikan bahwa Bank memiliki Pajak kurang bayar sebesar Rp18.153 terutama atas PPh Badan sebesar Rp6.383 dan Pajak Pertambahan Nilai (PPN) sebesar Rp7.624. Bank tidak akan mengajukan keberatan dan pada tanggal 24 Desember 2024 telah melakukan pembayaran atas Pajak kurang bayar tersebut sebesar Rp18.153.

Assessment for fiscal year 2021 - BSI (ex-legacy BRIS)

In July 2022, the Bank received an Inspection Order for the Fiscal Year 31 January 2021 addressed to PT Bank Syariah Indonesia Tbk (ex-legacy BRIS) and for the Fiscal Year 2021 addressed to PT Bank Syariah Indonesia Tbk. On 3 December 2024, the Bank received an Underpayment Tax Assesment (SKPKB) stating that the Bank had a tax underpayment of Rp18,153, primarily for Corporate Income Tax amounting to Rp6,383 and Value Added Tax (VAT) amounting to Rp7,624. The Bank will not file an objection and on 24 December 2024 has paid the tax underpayment of Rp18,153.

22. PERPAJAKAN (lanjutan)

d. Surat ketetapan pajak (lanjutan)

Pemeriksaan tahun pajak 2020 - BSI (*ex-legacy* BRIS)

Pada bulan April 2024, Bank menerima Surat Perintah Pemeriksaan atas Tahun Pajak 2020 untuk PT Bank Syariah Indonesia Tbk (*ex-legacy* BRIS). Pada tanggal 25 Juni 2025, Bank telah menerima Surat Ketetapan Pajak Kurang Bayar (SKPKB) dimana disampaikan bahwa Bank memiliki Pajak kurang bayar sebesar Rp9.742 terutama atas PPh Badan dan Pajak Pertambahan Nilai (PPN). Bank tidak akan mengajukan keberatan dan pada tanggal 11 Juli 2025 telah melakukan pembayaran atas Pajak kurang bayar tersebut sebesar Rp9.742.

e. Informasi lain

Penerapan Peraturan Menteri Keuangan Republik Indonesia ("PMK") No. 74 Tahun 2024

Pada tanggal 18 Oktober 2024, Menteri Keuangan Republik Indonesia menerbitkan Peraturan Menteri Keuangan Republik Indonesia ("PMK") No. 74 Tahun 2024 tentang Pembentukan Cadangan Piutang Tak Tertagih yang Boleh Dikurangkan dari Penghasilan Bruto. Peraturan ini menggantikan PMK No. 81/PMK.03/2009 tentang Pembentukan atau Pemupukan Dana Cadangan yang Boleh Dikurangkan sebagai Biaya sebagaimana telah diubah dengan PMK No. 219/PMK.011/2012. Perubahan ini berdampak pada penambahan nilai aset pajak tangguhan dan penambahan hutang pajak badan Bank untuk Tahun Pajak 2024.

Dampak Penerapan Pilar 2 *Organization for Economic Co-operation and Development* ("OECD")

Berdasarkan Peraturan Menteri Keuangan Republik Indonesia Nomor 136 Tahun 2024 ("PMK-136") tentang Pengenaan Pajak Minimum Global Berdasarkan Kesepakatan Internasional, ketentuan pengenaan pajak minimum global akan mulai berlaku di Indonesia, yurisdiksi di mana Bank didirikan, pada tanggal 1 Januari 2025. PMK-136 dihitung untuk periode fiskal tahunan yang berakhir di 31 Desember 2025, berdasarkan penilaian yang telah dilakukan menyeluruh secara Grup Bank Mandiri, Bank diestimasikan tidak memiliki tambahan pajak penghasilan Pilar Dua.

***22. TAXATION** (continued)*

***d. Tax assessment letters** (continued)*

Assessment for fiscal year 2020 - BSI (ex-legacy BRIS)

In April 2024, the Bank received an Inspection Order for the Fiscal Year 2020 addressed to PT Bank Syariah Indonesia Tbk (ex-legacy BRIS). On 25 June 2025, the Bank received an Underpayment Tax Assesment (SKPKB) stating that the Bank had a tax underpayment of Rp9,742, primarily for Corporate Income Tax and Value Added Tax (VAT). The Bank will not file an objection and on 11 July 2025 has paid the tax underpayment of Rp9,742.

e. Other information

Implementation of the Minister of Finance Regulation ("PMK") No. 74 Year 2024

On 18 October 2024, the Minister of Finance of the Republic of Indonesia issued Minister of Finance Regulation ("PMK") No. 74 Year 2024 concerning the Establishment of Provisions for Uncollectible Receivables that can be Deducted from Gross Income. This regulation replaces PMK No. 81/PMK.03/2009 regarding the Formation or Accumulation of Reserve Funds That Can Be Deducted as Expenses, as amended by PMK No. 219/PMK.011/2012. This change impacts the increase in deferred tax assets and the addition of the Bank's corporate tax liabilities for the Fiscal Year 2024.

The impact of Pillar 2 of Organization for Economic Co-operation and Development ("OECD")

Based on the Regulation of the Minister of Finance of the Republic of Indonesia Number 136 Year 2024 ("PMK-136") concerning the Imposition of Global Minimum Tax Based on International Agreements, the provisions for the imposition of global minimum tax will come into force in Indonesia, the jurisdiction where the Bank is incorporated, on 1 January 2025. PMK-136 is calculated for the annual fiscal period ending on 31 December 2025, based on the assessment that has been carried out comprehensively as a Bank Mandiri Group, the Bank is not expected to have Pillar Two income taxes exposure.

23. LIABILITAS LAIN-LAIN / *23. OTHER LIABILITIES*

	31 Desember/ *December* 2025	31 Desember/ *December* 2024	
Pendapatan diterima dimuka	3,394,464	3,722,200	*Deferred income*
Liabilitas sewa	2,712,052	181,296	*Lease liabilities*
Cadangan bonus dan tantiem	833,731	870,500	*Provision of bonus and tantiem*
Biaya notaris	330,953	339,583	*Notary fees*
Beban yang masih harus dibayar	263,789	232,316	*Accrued expenses*
Cadangan THR dan kepegawaian lainnya	43,072	173,854	*Provision of THR and other employee expenses*
Setoran jaminan	16,810	18,141	*Guarantee deposits*
Dana kebajikan	16,708	4,876	*Qardhul hasan funds*
Pendapatan administrasi pembiayaan ditangguhkan	2,958	3,537	*Deferred financing administration income*
Lainnya	480,702	321,527	*Others*
	8,095,239	5,867,830	

Pendapatan diterima dimuka terdiri dari *ujrah* diterima dimuka atas transaksi *bancassurance* (lihat Catatan 49)*, supply chain financing, buyer chain financing, ijarah* atas aset, dan *ijarah* multijasa.

Deferred income consists of ujrah received in advance for bancassurance (see Note 49), supply chain financing transactions, buyer chain financing, ijarah on assets, and multi-services ijarah.

Per 31 Desember 2025, termasuk dalam liabilitas sewa adalah perjanjian sewa menyewa antara Bank dan PT PP (Persero) Tbk ("PT PP") (lihat Catatan 49).

As of 31 December 2025, included in the lease liabilities is lease agreement between Bank and PT PP (Persero) Tbk ("PT PP") (see Note 49).

Beban yang masih harus dibayar terdiri dari cadangan yang dibentuk untuk jaringan, pemeliharaan ATM dan iuran OJK.

Accrued expenses consist of reserves on network, ATM maintenance fees and OJK's contribution.

Dana kebajikan terdiri dari dana sosial yang berasal dari denda/penalti, transaksi yang tidak sesuai dengan prinsip syariah serta *infaq* dan *shadaqah* yang berasal dari *E-Channel*. *Infaq* dan *shadaqah* adalah harta yang diberikan secara sukarela oleh pemiliknya, baik yang peruntukannya dibatasi (ditentukan) maupun tidak dibatasi.

Qardhul hasan funds consists of social funds originating from fines/penalties, transactions that are not in accordance with sharia principles and infaq and shadaqah originating from E-Channel. Infaq and shadaqah are assets that are given voluntarily by the owners, whether the use is limited (determined) or not.

Lainnya terdiri dari rekening penampungan angsuran pembiayaan, kewajiban kepada pihak ketiga, rekening administrasi, perantara hasil kliring dan lainnya.

Others consist of escrow account for financing installment, liabilities to third parties, administrative accounts, clearance intermediaries and others.

24. GIRO *MUDHARABAH* / *24. MUDHARABAH DEMAND DEPOSITS*

	31 Desember/ *December* 2025	31 Desember/ *December* 2024	
Pihak ketiga - Bukan Bank			***Third parties - Non-Bank***
Rupiah	17,581,920	14,048,692	*Rupiah*
Dolar Amerika Serikat	3,263,273	3,309,434	*United States Dollar*
Riyal Arab Saudi	3,825,835	16,504	*Saudi Arabian Riyal*
Dollar Singapura	81,720	-	*Singapore Dollar*
	24,752,748	17,374,630	
Pihak berelasi (Catatan 45)			***Related parties (Note 45)***
Rupiah	9,527,562	10,444,013	*Rupiah*
Dolar Amerika Serikat	9,756,952	9,369,876	*United States Dollar*
	19,284,514	19,813,889	
Pihak ketiga - Bank			***Third parties - Bank***
Rupiah	52,358	47,282	*Rupiah*
	44,089,620	37,235,801	

Giro *mudharabah* merupakan investasi dana nasabah yang penarikannya dapat dilakukan sesuai kesepakatan dengan menggunakan cek dan sarana perintah pembayaran lainnya.

Mudharabah demand deposits is a current accounts product in which investor's fund can be withdrawn by check and other payment instruction method.

24. GIRO *MUDHARABAH* (lanjutan) / *MUDHARABAH DEMAND DEPOSITS (continued)*

Kisaran tingkat bagi hasil untuk giro *mudharabah* per tahun adalah sebagai berikut:

The range rate of profit sharing for mudharabah demand deposits per annum are as follows:

	31 Desember/ *December* 2025	31 Desember/ *December* 2024	
Rupiah	3.10% - 3.42%	2.28% - 3.37%	*Rupiah*
Dolar Amerika Serikat	2.22% - 2.43%	0.18% - 5.25%	*United States Dollar*

25. TABUNGAN *MUDHARABAH* / *MUDHARABAH SAVINGS DEPOSITS*

	31 Desember/ *December* 2025	31 Desember/ *December* 2024	
Pihak ketiga - Bukan Bank			***Third parties - Non-Bank***
Rupiah	97,548,310	84,255,566	*Rupiah*
Dolar Amerika Serikat	660,056	622,815	*United States Dollar*
	98,208,366	84,878,381	
Pihak berelasi (Catatan 45)			***Related parties (Note 45)***
Rupiah	1,106,275	374,864	*Rupiah*
Dolar Amerika Serikat	1,898	904	*United States Dollar*
	1,108,173	375,768	
Pihak ketiga - Bank			***Third parties - Bank***
Rupiah	616,794	536,509	*Rupiah*
	99,933,333	85,790,658	

Tabungan *mudharabah* merupakan simpanan dana pihak ketiga yang mendapatkan imbalan bagi hasil dari pendapatan Bank atas penggunaan dana tersebut dengan nisbah yang ditetapkan dan disetujui sebelumnya.

Mudharabah savings deposits represent deposits from third parties who are entitled to receive a share in the revenue derived by the Bank from the use of such funds based on a predetermined nisbah.

Kisaran tingkat bagi hasil untuk tabungan *mudharabah* per tahun adalah sebagai berikut:

The range rate of profit sharing for mudharabah savings deposits per annum are as follows:

	31 Desember/ *December* 2025	31 Desember/ *December* 2024	
Rupiah	1.29% - 1.61%	0.51% - 0.70%	*Rupiah*
Dolar Amerika Serikat	0.17% - 0.18%	0.22% - 0.23%	*United States Dollar*

26. DEPOSITO *MUDHARABAH* / *MUDHARABAH TIME DEPOSITS*

a. Berdasarkan mata uang / *By currency*

	31 Desember/ *December* 2025	31 Desember/ *December* 2024	
Bukan Bank			***Non-Bank***
Pihak ketiga			***Third parties***
Rupiah	87,280,379	86,394,238	*Rupiah*
Dolar Amerika Serikat	11,590,396	6,066,433	*United States Dollar*
Riyal Arab Saudi	93,839	1,212	*Saudi Arabian Riyal*
	98,964,614	92,461,883	
Pihak berelasi (Catatan 45)			***Related parties (Note 45)***
Rupiah	45,437,841	36,862,143	*Rupiah*
Dolar Amerika Serikat	1,630,451	1,260,326	*United States Dollar*
	47,068,292	38,122,469	
Bank			***Bank***
Pihak ketiga			***Third parties***
Rupiah	84,730	94,515	*Rupiah*
	146,117,636	130,678,867	

26. DEPOSITO *MUDHARABAH* (lanjutan) / *MUDHARABAH TIME DEPOSITS (continued)*

b. Berdasarkan jangka waktu / *By period*

	31 Desember/ *December* 2025	31 Desember/ *December* 2024	
Rupiah			***Rupiah***
1 bulan	69,404,547	64,708,025	*1 month*
3 bulan	40,164,482	32,460,138	*3 months*
6 bulan	17,984,289	19,050,780	*6 months*
12 bulan	5,249,632	7,131,953	*12 months*
	132,802,950	123,350,896	
Dolar Amerika Serikat			***United States Dollar***
1 bulan	12,191,580	6,099,471	*1 month*
3 bulan	293,749	675,420	*3 months*
6 bulan	137,425	143,673	*6 months*
12 bulan	598,093	408,195	*12 months*
	13,220,847	7,326,759	
Riyal Arab Saudi			***Saudi Arabian Riyal***
1 bulan	93,839	1,212	*1 month*
	146,117,636	130,678,867	

c. Berdasarkan sisa umur jatuh tempo / *By remaining period to maturity*

	31 Desember/ *December* 2025	31 Desember/ *December* 2024	
Rupiah			***Rupiah***
≤ 1 bulan	76,595,824	72,806,931	*≤ 1 month*
> 1 - ≤ 3 bulan	47,867,797	30,168,394	*> 1 - ≤ 3 months*
> 3 - ≤ 12 bulan	8,339,329	20,375,571	*> 3 - ≤ 12 months*
	132,802,950	123,350,896	
Dolar Amerika Serikat			***United States Dollar***
≤ 1 bulan	12,300,828	6,446,277	*≤ 1 month*
> 1 - ≤ 3 bulan	317,972	466,066	*> 1 - ≤ 3 months*
> 3 - ≤ 12 bulan	602,047	414,416	*> 3 - ≤ 12 months*
	13,220,847	7,326,759	
Riyal Arab Saudi			***Saudi Arabian Riyal***
≤ 1 bulan	93,839	1,212	*≤ 1 month*
	146,117,636	130,678,867	

d. Deposito *mudharabah* yang dijadikan jaminan atas piutang dan pembiayaan yang diberikan oleh Bank berjumlah Rp1.960.875 dan Rp1.575.029, masing-masing pada tanggal 31 Desember 2025 dan 2024.

d. Mudharabah time deposits that are used as collateral for the Bank's receivables and financing amounted to Rp1,960,875 and Rp1,575,029, as at 31 December 2025 and 2024, respectively.

e. Deposito *mudharabah* merupakan investasi pihak lain yang mendapatkan imbalan bagi hasil dari pendapatan Bank atas penggunaan dana tersebut dengan nisbah yang ditetapkan dan disetujui sebelumnya.

e. *Mudharabah time deposits represent third parties' investments which are entitled to receive a share in the income derived by the Bank from the use of such funds based on a predetermined and previously approved nisbah*.

f. Kisaran tingkat bagi hasil untuk deposito *mudharabah* per tahun adalah sebagai berikut:

f. The range rate of profit sharing for mudharabah time deposits per annum are as follows:

	31 Desember/ *December* 2025	31 Desember/ *December* 2024	
Rupiah	2.38% - 3.48%	2.41% - 2.59%	*Rupiah*
Dolar Amerika Serikat	0.22% - 2.04%	0.21% - 0.23%	*United States Dollar*

27. SERTIFIKAT INVESTASI *MUDHARABAH* ANTARBANK ("SIMA")

27. INTERBANK MUDHARABAH INVESTMENT CERTIFICATE ("SIMA")

	31 Desember/ *December* 2025	31 Desember/ *December* 2024	
Pihak ketiga			***Third parties***
Rupiah	2,095,000	2,240,000	*Rupiah*
Mata uang asing	-	241,425	*Foreign currencies*
	2,095,000	2,481,425	
Pihak berelasi (Catatan 45)			***Related parties (Note 45)***
Rupiah	550,000	-	*Rupiah*
Mata uang asing	-	885,225	*Foreign currencies*
	550,000	885,225	
	2,645,000	3,366,650	

Kisaran tingkat bagi hasil untuk sertifikat investasi *mudharabah* antarbank adalah sebagai berikut:

The range rate of profit sharing for interbank mudharabah investment certificate are as follows:

	31 Desember/ *December* 2025	31 Desember/ *December* 2024	
Rupiah	4.20% - 6.00%	5.90% - 6.57%	*Rupiah*
Mata uang asing	4.30% - 4.60%	4.60% - 4.80%	*Foreign currencies*

28. SUKUK *MUDHARABAH* DITERBITKAN

28. ISSUED MUDHARABAH SUKUK

Sukuk *mudharabah* diterbitkan terdiri dari:

Issued mudharabah sukuk consist of:

	31 Desember/ *December* 2025	31 Desember/ *December* 2024	
Sukuk *mudharabah muqayyadah*	24,901	18,563	*Sukuk mudharabah muqayyadah*
Sukuk keberlanjutan	6,300,000	3,000,000	*Sustainability sukuk*
	6,324,901	3,018,563	

Sukuk *Mudharabah Muqayyadah*

Sukuk Mudharabah Muqayyadah

	31 Desember/ *December* 2025	31 Desember/ *December* 2024	
Rupiah			*Rupiah*
Pihak Ketiga	24,901	18,563	*Third Parties*

Pada tanggal 26 Juni 2023, Bank telah menerbitkan Sukuk *Mudharabah Muqayyadah* Jangka Panjang yang Dilakukan Tanpa Melalui Penawaran Umum I PT Bank BSI Tbk Tahun 2023 Tahap I ("Sukuk *Mudharabah Muqayyadah* I Tahap I") dengan nilai nominal sebesar Rp3.759. Pada tanggal 26 Maret 2024, Bank menerbitkan kembali Sukuk *Mudharabah Muqayyadah* Jangka Panjang yang Dilakukan Tanpa Melalui Penawaran Umum I PT Bank BSI Tbk Tahun 2024 Tahap II ("Sukuk *Mudharabah Muqayyadah* I Tahap II") dengan nilai nominal sebesar Rp7.762. Pada tanggal 20 Desember 2024, Bank menerbitkan kembali Sukuk *Mudharabah Muqayyadah* Jangka Panjang yang Dilakukan Tanpa Melalui Penawaran Umum I PT Bank BSI Tbk Tahun 2024 Tahap III ("Sukuk *Mudharabah Muqayyadah* I Tahap III") dengan nilai nominal sebesar Rp7.969.

On 26 June 2023, the Bank issued Long Term Mudharabah Muqayyadah Sukuk Conducted Without Public Offering I PT Bank BSI Tbk Year 2023 Phase I ("Sukuk Mudharabah Muqayyadah I Phase I") with a nominal value of Rp3,759. On 26 March 2024, the Bank re-issued the Long-Term Mudharabah Muqayyadah Sukuk Conducted Without Public Offering I PT Bank BSI Tbk Year 2024 Phase II ("Sukuk Mudharabah Muqayyadah I Phase II") with a nominal value of Rp7,762. On 20 December 2024, the Bank re-issued the Long-Term Mudharabah Muqayyadah Sukuk Conducted Without Public Offering I PT Bank BSI Tbk Year 2024 Phase III ("Sukuk Mudharabah Muqayyadah I Phase III") with a nominal value of Rp7,969.

Pada tanggal 20 Juni 2025, Bank menerbitkan kembali Sukuk *Mudharabah Muqayyadah* Jangka Panjang yang Dilakukan Tanpa Melalui Penawaran Umum I PT Bank BSI Tbk Tahun 2025 Tahap IV ("Sukuk *Mudharabah Muqayyadah* I Tahap IV") dengan nominal sebesar Rp8.260.

On 20 June 2025, the Bank reissued the Long-Term Restricted Mudharabah Sukuk Without Public Offering I PT Bank BSI Tbk Year 2025 Phase IV ("Sukuk Mudharabah Muqayyadah I Phase IV") with a nominal value of Rp8,260.

28. SUKUK *MUDHARABAH* DITERBITKAN (lanjutan)

Sukuk *Mudharabah Muqayyadah*

Total plafon penerbitan Sukuk *Mudharabah Muqayyadah* adalah sebesar Rp100.000. Besarnya nisbah masing-masing adalah sebesar 36,34%, 19,75%, 19,84%, dan 20,32% yang diindikasikan sebesar 0,55% per tahun. Dana sukuk dan bagi hasil dibayarkan setiap 3 (tiga) bulan dan masing-masing akan jatuh tempo pada tanggal 26 Desember 2035, 26 Juni 2036, 20 Desember 2036 dan 20 Maret 2038.

Penerbitan sukuk tersebut dilakukan dalam rangka kerja sama antara Bank dengan BP Tapera selaku investor tunggal dimana BSI ditunjuk sebagai Bank Penyalur KPR Tapera Syariah kepada peserta BP Tapera. Skema kerja sama tersebut diatur pada Undang-Undang No. 4 Tahun 2016 dan Peraturan Pemerintah No. 25 Tahun 2020 perihal penyelenggaraan tabungan perumahan rakyat.

Bank telah melakukan pembayaran bagi hasil sesuai dengan jatuh tempo yang telah ditetapkan dalam perjanjian penerbitan.

Bagi hasil atas sukuk *mudharabah muqayyadah* untuk tahun yang berakhir pada tanggal 31 Desember 2025 dan 2024 masing-masing sebesar Rp128 dan Rp55 (Catatan 36).

28. ISSUED MUDHARABAH SUKUK (continued)

Sukuk Mudharabah Muqayyadah

The total ceiling for Muqayyadah Mudharabah Sukuk issuance is Rp100,000. The respective nisbah are 36.34%, 19.75%, 19.84%, and 20.32%, which is indicated at 0.55% per year. Sukuk funds and profit sharing are paid every 3 (three) months and will mature on 26 December 2035, 26 June 2036, 20 December 2036 and 20 March 2038, respectively.

The issuance of the sukuk was carried out in the context of cooperation between the Bank and BP Tapera as the sole investor where BSI was appointed as the Bank that distributes Tapera Syariah KPR to BP Tapera participants. This cooperation scheme is regulated in Law No. 4 Year 2016 and Government Regulation No. 25 Year 2020 concerning the implementation of public housing savings.

The Bank has paid the profit sharing on schedule as stated in the issuance agreement.

The profit sharing for sukuk mudharabah muqayyadah for the year ended periode ended ended 31 December 2025 and 2024 are Rp128 and Rp55, respectively (Note 36).

Sukuk Keberlanjutan / ***Sustainability Sukuk***

	31 Desember/ *December* 2025	31 Desember/ *December* 2024	
Rupiah			***Rupiah***
Pihak ketiga	5,092,500	2,634,500	*Third parties*
Pihak berelasi (Catatan 45)	1,207,500	365,500	*Related parties (Note 45)*
	6,300,000	3,000,000	

Pada tanggal 7 Juni 2024, Bank mendapatkan surat pernyataan efektif pendaftaran PT Bank Syariah Indonesia Tbk atas Penawaran Umum Berkelanjutan Sukuk *Mudharabah* Berlandaskan Keberlanjutan Berkelanjutan I Bank BSI Tahun 2024 dari OJK No. S.64/D.04/2024.

On 7 June 2024, the Bank received an effective registration statement letter of PT Bank Syariah Indonesia Tbk for the Continuous Public Offering of Continuous Sustainability Sukuk Mudharabah I Bank BSI Year 2024 from OJK No. S.64/D.04/2024.

28. SUKUK MUDHARABAH DITERBITKAN (lanjutan)

Sukuk Keberlanjutan (lanjutan)

Sesuai dengan Akta Perjanjian Perwaliamanatan Sukuk Mudharabah Berlandaskan Keberlanjutan Berkelanjutan I, sebelum dilunasinya semua Jumlah Kewajiban atau pengeluaran lain yang menjadi tanggung jawab Bank sehubungan dengan penerbitan Sukuk, Bank berjanji dan mengikat diri untuk tidak: (i) mengurangi modal dasar dan modal disetor kecuali jika pengurangan tersebut dilakukan atas dasar permintaan/perintah dari Pemerintah Republik Indonesia dan/atau otoritas yang berwenang (termasuk tetapi tidak terbatas pada Otoritas Jasa keuangan, Menteri keuangan Negara Republik Indonesia, dan/atau otoritas moneter maupun otoritas penyehatan di bidang perbankan) sesuai dengan ketentuan yang berlaku di Negara Republik Indonesia; (ii) mengajukan permohonan pailit atau permohonan Penundaan Kewajiban Pembayaran Utang/Kewajiban ("PKPU") terhadap Bank sendiri; (iii) mengadakan segala bentuk kerja sama, bagi hasil atau perjanjian serupa lainnya di luar kegiatan usaha sehari-hari Bank atau mengadakan perjanjian manajemen atau perjanjian serupa lainnya Bank yang mengakibatkan seluruh kegiatan/operasi Bank diambil alih oleh pihak lain dan berdampak negatif secara material terhadap kemampuan Bank untuk memenuhi kewajibannya berdasarkan Perjanjian Perwaliamanatan Sukuk Mudharabah ini.

Pada tanggal 19 Juni 2024 Sukuk Mudharabah Berlandaskan Keberlanjutan Berkelanjutan Tahap I yang diterbitkan melalui penawaran umum telah tecatat di Bursa Efek Indonesia (BEI). Sukuk *Mudharabah* Berlandaskan Keberlanjutan Berkelanjutan I Bank BSI Tahap I Tahun 2024 ini diterbitkan tanpa warkat, kecuali Sertifikat Jumbo Sukuk *Mudharabah* yang diterbitkan untuk didaftarkan atas nama KSEI sebagai bukti kepemilikan untuk kepentingan pemegang sukuk *mudharabah*. Sukuk Mudharabah Berlandaskan Keberlanjutan Berkelanjutan I Bank BSI Tahap I Tahun 2024 diterbitkan dengan peringkat idAAA(sy) *(Triple A Sharia).*

Jumlah dana Sukuk *Mudharabah* Berlandaskan Keberlanjutan Berkelanjutan I Bank BSI Tahap I Tahun 2024 sebesar Rp3.000.000, yang terdiri dari:

- Sukuk Mudharabah Seri A dengan jumlah dana sukuk mudharabah sebesar Rp1.700.000 dengan jangka waktu 370 hari kalender sejak tanggal emisi dan sudah jatuh tempo pada tanggal 24 Juni 2025. Dengan demikian, pada saat laporan ini disusun per 31 Desember 2025, Sukuk Mudharabah Seri A tersebut telah sepenuhnya jatuh tempo;
- Sukuk *Mudharabah* Seri B dengan jumlah dana sukuk *mudharabah* sebesar Rp220.000 dengan jangka waktu 2 (dua) tahun sejak tanggal emisi dan akan jatuh tempo pada tanggal 14 Juni 2026; dan
- Sukuk *Mudharabah* Seri C dengan jumlah dana sukuk *mudharabah* sebesar Rp1.080.000 dengan jangka waktu 3 (tiga) tahun sejak tanggal emisi dan akan jatuh tempo pada tanggal 14 Juni 2027.

28. ISSUED MUDHARABAH SUKUK *(continued)*

Sustainability Sukuk *(continued)*

In accordance with the Deed of Trust Agreement for the Continuous Sustainability Sukuk Mudharabah I, prior to the settlement of all Obligations or other expenditures that are the responsibility of the Bank in connection with the issuance of the Sukuk, the Bank promises and binds itself not to: (i) reduce its authorized capital and paid-up capital, unless such reduction is carried out at the request/order of the Government of the Republic of Indonesia and/or the relevant authorities (including but not limited to the Financial Services Authority, the Minister of Finance of the Republic of Indonesia, and/or monetary or banking supervisory authorities) in accordance with the applicable regulations in the Republic of Indonesia; (ii) file for bankruptcy or submit a request for Suspension of Debt Payment Obligations ("PKPU") against itself; (iii) enter into any form of cooperation, profit-sharing, or similar agreements outside the Bank's ordinary course of business, or enter into management agreements or other similar agreements that result in the Bank's entire operations being taken over by another party and materially negatively impact the Bank's ability to fulfill its obligations under the Mudharabah Sukuk Trust Agreement.

On 19 June 2024, Continuous Sustainability Sukuk Mudharabah Phase I issued through a public offering was listed on the Indonesia Stock Exchange (IDX). The Continuous Sustainability Sukuk Mudharabah I Bank BSI Phase I Year 2024 was issued without script, except for the Sukuk Mudharabah Jumbo Certificate which was issued to be registered in the name of KSEI as proof of ownership for the benefit of the sukuk mudharabah holders. The Continuous Sustainability Sukuk Mudharabah I Bank BSI Phase I Year 2024 was issued with a rating of idAAA(sy) (Triple A Sharia).

The amount of Continuous Sustainability Sukuk Mudharabah I Bank BSI Phase I Year 2024 is Rp3,000,000, consisting of:

- *Series A Sukuk Mudharabah with total mudharabah sukuk funds of Rp1,700,000 with a term of 370 calendar days from the issuance date and matured on June 24, 2025. Accordingly, as of the date this report was prepared on December 31, 2025, the Series A Sukuk Mudharabah had fully matured;*
- *Series B Sukuk Mudharabah with total mudharabah sukuk funds of Rp220,000 with a term of 2 (two) years from the issuance date and will mature on 14 June 2026; and*
- *Series C Sukuk Mudharabah with total sukuk mudharabah funds amounting to Rp1,080,000 with a term of 3 (three) years from the issuance date and will mature on 14 June 2027.*

28. SUKUK *MUDHARABAH* DITERBITKAN (lanjutan)

Sukuk Keberlanjutan (lanjutan)

Nisbah dan pendapatan bagi hasil Sukuk *Mudharabah* Berlandaskan Keberlanjutan Berkelanjutan I Bank BSI Tahap I Tahun 2024 dikelompokkan menjadi:

- Sukuk *Mudharabah* Seri A: pendapatan bagi hasil sukuk *mudharabah* yang dihitung berdasarkan perkalian antara nisbah bagi hasil, dimana besarnya nisbah pemegang sukuk adalah sebesar 74,72% dan nisbah Bank adalah sebesar 25,28% dari pendapatan yang dibagihasilkan dengan bagi hasil sebesar ekuivalen 6,65% per tahun;
- Sukuk *Mudharabah* Seri B: pendapatan bagi hasil sukuk *mudharabah* yang dihitung berdasarkan perkalian antara nisbah bagi hasil, dimana besarnya nisbah pemegang sukuk adalah sebesar 75,29% dan nisbah Bank adalah sebesar 24,71% dari pendapatan yang dibagihasilkan dengan bagi hasil sebesar ekuivalen 6,70% per tahun; dan
- Sukuk *Mudharabah* Seri C: pendapatan bagi hasil sukuk *mudharabah* yang dihitung berdasarkan perkalian antara nisbah bagi hasil, dimana besarnya nisbah pemegang sukuk adalah sebesar 76,41% dan nisbah Bank adalah sebesar 23,59% dari pendapatan yang dibagihasilkan dengan bagi hasil sebesar ekuivalen 6,80% per tahun.

Pendapatan Bagi Hasil dibayarkan triwulan, sesuai dengan tanggal pembayaran Pendapatan Bagi Hasil Sukuk Mudharabah. Pembayaran Pendapatan Bagi Hasil Sukuk Mudharabah pertama dilakukan pada tanggal 14 September 2024 sedangkan pembayaran Pendapatan Bagi Hasil Sukuk Mudharabah terakhir dilakukan pada tanggal jatuh tempo Sukuk Mudharabah masing-masing seri adalah pada tanggal 24 Juni 2025 untuk Sukuk Mudharabah Seri A, 14 Juni 2026 untuk Sukuk Mudharabah Seri B, dan 14 Juni 2027 untuk Sukuk Mudharabah Seri C.

Dana yang diperoleh dari hasil Penawaran Umum Berkelanjutan Sukuk *Mudharabah* Berlandaskan Keberlanjutan Berkelanjutan I Bank BSI Tahap I Tahun 2024, setelah dikurangi dengan biaya-biaya emisi terkait, akan digunakan Bank untuk penyaluran pembiayaan baru atau pun pembiayaan yang sudah ada, baik langsung atau pun tidak langsung, atas kegiatan-kegiatan yang termasuk dalam kategori Kegiatan Usaha Berwawasan Lingkungan (“KUBL”) dan Kegiatan Usaha Berwawasan Sosial (“KUBS”) sebagaimana diatur dalam POJK No. 18 Tahun 2023 tentang Penerbitan dan Persyaratan Efek Bersifat Utang dan Sukuk Berlandaskan Keberlanjutan, dengan porsi minimal sebesar 30% dan maksimal sebesar 50% untuk KUBL serta minimal 50% dan maksimal 70% untuk KUBS.

***28. ISSUED MUDHARABAH SUKUK** (continued)*

***Sustainability Sukuk** (continued)*

Nisbah and profit sharing income from Continuous Sustainability Sukuk Mudharabah I Bank BSI Phase I Year 2024 is grouped into:

- *Mudharabah Sukuk Series A: mudharabah sukuk profit sharing income which is calculated based on the multiplication of the profit sharing nisbah, where the value of the sukuk holder's nisbah is 74.72% and the Bank's ratio is 25.28% of the shared income with a profit sharing equivalent of 6.65% per year;*
- *Series B Mudharabah Sukuk: mudharabah sukuk profit sharing income which is calculated based on the multiplication of the profit sharing nisbah, where the sukuk holder’s nisbah is 75.29% and the Bank's nisbah is 24.71% of shared income with a profit sharing equivalent to 6.70% per year; and*
- *Series C Mudharabah Sukuk: mudharabah sukuk profit sharing income which is calculated based on the multiplication of the profit sharing ratio, where the sukuk holder nisbah is 76.41% and the Bank's nisbah is 23.59% of shared income with a profit sharing equivalent of 6.80% per year.*

Revenue Sharing Income is paid quarterly, in accordance with the payment date of the Sukuk Mudharabah Revenue Sharing Income. The first Sukuk Mudharabah Revenue Sharing Income payment will be made on 14 September 2024, while the last Sukuk Mudharabah Revenue Sharing Income payment will be made on the maturity date of each Sukuk Mudharabah series, which is on 24 June 2025 for Sukuk Mudharabah Series A, 14 June 2026 for Sukuk Mudharabah Series B, and 14 June 2027 for Sukuk Mudharabah Series C.

The funds obtained from the Continuous Public Offering of Continuous Sustainability Sukuk Mudharabah I Bank BSI Phase I Year 2024, after deducting the issuance cost, will be used by the Bank on the disbursement of new financing or existing financing, either directly or indirectly, for activities included in the category of Environmental Based Business Activity (“KUBL”) and Social Based Business Activity (“KUBS”) as regulated on POJK No. 18 Year 2023 concerning the Issuance and Requirements of Sustainability Debt and Sukuk Securities, with a minimum portion of 30% and a maximum portion of 50% for KUBL and a minimum portion of 50% and a maximum portion of 70% for KUBS.

28. SUKUK *MUDHARABAH* DITERBITKAN (lanjutan)

Sukuk Keberlanjutan (lanjutan)

Bertindak sebagai wali amanat Sukuk *Mudharabah* Berlandaskan Keberlanjutan Berkelanjutan I Bank BSI Tahap I Tahun 2024 adalah PT Bank Tabungan Negara (Persero) Tbk.

Pada tanggal 24 Juni 2025 Sukuk *Mudharabah* Berlandaskan Keberlanjutan Berkelanjutan I Bank BSI Tahap I Tahun 2024 Seri A dengan pokok sebesar Rp1.700.000 telah jatuh tempo dan dilunaskan oleh Bank melalui PT Kustodian Sentral Efek Indonesia. Pelunasan pokok sukuk telah dibayarkan sesuai dengan jatuh tempo yang telah ditetapkan dalam perjanjian penerbitan.

Pada tanggal 30 Juni 2025 Sukuk *Mudharabah* Berlandaskan Keberlanjutan Berkelanjutan Tahap II diterbitkan melalui penawaran umum telah tecatat di Bursa Efek Indonesia (BEI). Sukuk *Mudharabah* Berlandaskan Keberlanjutan Berkelanjutan I Bank BSI Tahap II Tahun 2025 ini diterbitkan tanpa warkat, kecuali Sertifikat Jumbo Sukuk *Mudharabah* yang diterbitkan untuk didaftarkan atas nama KSEI sebagai bukti kepemilikan untuk kepentingan pemegang sukuk *mudharabah*. Sukuk *Mudharabah* Berlandaskan Keberlanjutan Berkelanjutan I Bank BSI Tahap II Tahun 2025 diterbitkan dengan peringkat idAAA(sy) (Triple A Sharia).

Jumlah dana Sukuk Mudharabah Berlandaskan Keberlanjutan Berkelanjutan I Bank BSI Tahap II Tahun 2025 sebesar Rp5.000.000, yang terdiri dari:

- Sukuk Mudharabah Seri A dengan jumlah dana sukuk mudharabah sebesar Rp2.445.000 dengan jangka waktu 370 hari kalender sejak tanggal emisi dan akan jatuh tempo pada tanggal 6 Juli 2026;
- Sukuk Mudharabah Seri B dengan jumlah dana sukuk mudharabah sebesar Rp175.000 dengan jangka waktu 2 (dua) tahun sejak tanggal emisi dan akan jatuh tempo pada tanggal 26 Juni 2027; dan
- Sukuk Mudharabah Seri C dengan jumlah dana sukuk mudharabah sebesar Rp2.380.000 dengan jangka waktu 3 (tiga) tahun sejak tanggal emisi dan akan jatuh tempo pada tanggal 26 Juni 2028.

***28. ISSUED MUDHARABAH SUKUK** (continued)*

***Sustainability Sukuk** (continued)*

Acting as trustee of Continuous Sustainability Sukuk Mudharabah I Bank BSI Phase I Year 2024 is PT Bank Tabungan Negara (Persero) Tbk.

On 24 June 2025, Continuous Sustainability Sukuk Mudharabah I Bank BSI Phase I Year 2024 Series A with a principal amount of Rp1,700,000 matured and was settled by the Bank through PT Kustodian Sentral Efek Indonesia. The settlement of the principal of the sukuk has been paid by the Bank on schedule in accordance with the issuance agreement.

On 30 June 2025, Continuous Sustainability Sukuk Mudharabah Phase II issued through a public offering was listed on the Indonesia Stock Exchange (IDX). The Continuous Sustainability Sukuk Mudharabah I Bank BSI Phase II Year 2025 was issued without script, except for the Sukuk Mudharabah Jumbo Certificate which was issued to be registered in the name of KSEI as proof of ownership for the benefit of the sukuk mudharabah holders. The Continuous Sustainability Sukuk Mudharabah I Bank BSI Phase II Year 2025 was issued with a rating of idAAA(sy) (Triple A Sharia).

The amount of Continuous Sustainability Sukuk Mudharabah I Bank BSI Phase II Year 2025 is Rp5,000,000, consisting of:

- *Series A Sukuk Mudharabah with total mudharabah sukuk funds of Rp2,445,000 with a term of 370 calendar days from the issuance date and will mature on 6 July 2026;*
- *Series B Sukuk Mudharabah with total mudharabah sukuk funds of Rp175,000 with a term of 2 (two) years from the issuance date and will mature on 26 June 2027; and*
- *Series C Sukuk Mudharabah with total sukuk mudharabah funds amounting to Rp2,380,000 with a term of 3 (three) years from the issuance date and will mature on 26 June 2028.*

28. SUKUK *MUDHARABAH* DITERBITKAN (lanjutan)

Sukuk Keberlanjutan (lanjutan)

Nisbah dan pendapatan bagi hasil Sukuk *Mudharabah* Berlandaskan Keberlanjutan Berkelanjutan I Bank BSI Tahap II Tahun 2025 dikelompokkan menjadi:

- Sukuk *Mudharabah* Seri A: pendapatan bagi hasil sukuk *mudharabah* yang dihitung berdasarkan perkalian antara nisbah bagi hasil, dimana besarnya nisbah pemegang sukuk adalah sebesar 72,47% dari Proyeksi Pendapatan Yang Dibagihasilkan Rp217.610.735.477 (nilai penuh) atau ekuivalen 6,45% per tahun, dan Nisbah Perseroan adalah sebesar 27,53% dari Proyeksi Pendapatan Yang Dibagihasilkan sebesar Rp217.610.735.477 (nilai penuh);
- Sukuk *Mudharabah* Seri B: pendapatan bagi hasil sukuk *mudharabah* yang dihitung berdasarkan perkalian antara nisbah bagi hasil, dimana besarnya nisbah pemegang sukuk adalah sebesar 73,60% Proyeksi Pendapatan Yang Dibagihasilkan sebesar Rp15.574.048.914 (nilai penuh) atau ekuivalen 6,55% per tahun dan Nisbah Perseroan adalah sebesar 26,40% dari Proyeksi Pendapatan yang dibagihasilkan sebesar Proyeksi Pendapatan Yang Dibagihasilkan sebesar Rp15.574.048.914 (nilai penuh); dan
- Sukuk *Mudharabah* Seri C: pendapatan bagi hasil sukuk *mudharabah* yang dihitung berdasarkan perkalian antara nisbah bagi hasil, dimana besarnya nisbah pemegang sukuk adalah sebesar 74,72% dari Proyeksi Pendapatan yang dibagihasilkan sebesar Rp211.817.451.821 (nilai penuh) atau ekuivalen 6,65% per tahun dan Nisbah Perseroan adalah sebesar 25,28% dari Proyeksi Pendapatan Yang Dibagihasilkan sebesar Rp211.817.451.821 (nilai penuh).

Pendapatan Bagi Hasil dibayarkan triwulan, sesuai dengan tanggal pembayaran Pendapatan Bagi Hasil Sukuk Mudharabah. Pembayaran Pendapatan Bagi Hasil Sukuk Mudharabah pertama dilakukan pada tanggal 26 September 2025 sedangkan pembayaran Pendapatan Bagi Hasil Sukuk Mudharabah terakhir dilakukan pada tanggal jatuh tempo Sukuk Mudharabah masing-masing seri adalah pada tanggal 6 Juli 2026 untuk Sukuk Mudharabah Seri A, 26 Juni 2027 untuk Sukuk Mudharabah Seri B, dan 26 Juni 2028 untuk Sukuk Mudharabah Seri C.

28. ISSUED MUDHARABAH SUKUK *(continued)*

Sustainability Sukuk *(continued)*

Nisbah and profit sharing income from Continuous Sustainability Sukuk Mudharabah I Bank BSI Phase II Year 2025 is grouped into:

- *Mudharabah Sukuk Series A: mudharabah sukuk profit sharing income which is calculated based on the multiplication of the profit sharing nisbah, where the value of the sukuk holder's nisbah is 72.47% of the Projected Revenue Shared of Rp217,610,735,477 (full amount) or equivalent to 6.45% per year, and the Company's ratio is 27.53% of the Projected Revenue Shared of Rp217,610,735,477 (full amount);*
- *Mudharabah Sukuk Series B: mudharabah sukuk profit sharing income which is calculated based on the multiplication of the profit sharing nisbah, where the sukuk holder's nisbah is 73.60% of the Projected Distributed Revenue of Rp15,574,048,914 (full amount) or equivalent to 6.55% per year and the Company's ratio is 26.40% of the Projected Distributed Revenue of Rp15,574,048,914 (full amount); and*
- *Mudharabah Sukuk Series C: mudharabah sukuk profit sharing income which is calculated based on the multiplication of the profit sharing ratio, where the sukuk holder nisbah is 74.72% of the Projected Revenue Shares of Rp211,817,451,821 (full amount) or equivalent to 6.65% per year, and the Company's ratio is 25.28% of the Projected Revenue Shares of Rp211,817,451,821 (full amount).*

Revenue Sharing Income is paid quarterly, in accordance with the payment date of the Sukuk Mudharabah Revenue Sharing Income. The first Sukuk Mudharabah Revenue Sharing Income payment will be made on 26 September 2025, while the last Sukuk Mudharabah Revenue Sharing Income payment will be made on the maturity date of each Sukuk Mudharabah series, which is on 6 July 2026 for Sukuk Mudharabah Series A, 26 June 2027 for Sukuk Mudharabah Series B, and 26 June 2028 for Sukuk Mudharabah Series C.

28. SUKUK *MUDHARABAH* DITERBITKAN (lanjutan)

Sukuk Keberlanjutan (lanjutan)

Dana yang diperoleh dari hasil Penawaran Umum Berkelanjutan Sukuk Mudharabah Berlandaskan Keberlanjutan Berkelanjutan I Bank BSI Tahap II Tahun 2025, setelah dikurangi dengan biaya-biaya emisi terkait, akan digunakan Bank untuk penyaluran pembiayaan baru atau pun pembiayaan yang sudah ada, baik langsung atau pun tidak langsung, atas kegiatan-kegiatan yang termasuk dalam kategori Kegiatan Usaha Berwawasan Lingkungan ("KUBL") dan Kegiatan Usaha Berwawasan Sosial ("KUBS") sebagaimana diatur dalam POJK No. 18 Tahun 2023 tentang Penerbitan dan Persyaratan Efek Bersifat Utang dan Sukuk Berlandaskan Keberlanjutan, dengan porsi minimal sebesar 30% dan maksimal sebesar 50% untuk KUBL serta minimal 50% dan maksimal 70% untuk KUBS.

Bertindak sebagai wali amanat Sukuk Mudharabah Berlandaskan Keberlanjutan Berkelanjutan I Bank BSI Tahap II Tahun 2025 adalah PT Bank Tabungan Negara (Persero) Tbk.

Bank telah melakukan pembayaran bagi hasil sesuai dengan jatuh tempo yang telah ditetapkan dalam perjanjian penerbitan.

Bagi hasil atas sukuk *mudharabah* keberlanjutan untuk tahun yang berakhir pada tanggal 31 Desember 2025 dan 2024 masing-masing sebesar Rp311.400 dan Rp108.999 (Catatan 36).

28. ISSUED MUDHARABAH SUKUK (continued)

***Sustainability Sukuk** (continued)*

The funds obtained from the Continuous Public Offering of Continuous Sustainability Sukuk Mudharabah I Bank BSI Phase II Year 2025, after deducting the issuance cost, will be used by the Bank on the disbursement of new financing or existing financing, either directly or indirectly, for activities included in the category of Environmental Based Business Activity ("KUBL") and Social Based Business Activity ("KUBS") as regulated on POJK No. 18 Year 2023 concerning the Issuance and Requirements of Sustainability Debt and Sukuk Securities, with a minimum portion of 30% and a maximum portion of 50% for KUBL and a minimum portion of 50% and a maximum portion of 70% for KUBS.

Acting as trustee of Continuous Sustainability Sukuk Mudharabah I Bank BSI Phase II Year 2025 is PT Bank Tabungan Negara (Persero) Tbk.

The Bank has paid the profit sharing on schedule as stated in the issuance agreement.

The profit sharing for continuous sustainability sukuk for the year ended 31 December 2025 and 2024 are Rp311,400 and Rp108,999, respectively (Note 36).

29. SUKUK *MUDHARABAH* SUBORDINASI

29. SUBORDINATED SUKUK MUDHARABAH

	31 Desember/ *December* 2025	31 Desember/ *December* 2024	
Rupiah			***Rupiah***
Pihak ketiga	145,000	140,000	*Third parties*
Pihak berelasi (Catatan 45)	55,000	60,000	*Related parties (Note 45)*
	200,000	200,000	

Pada tanggal 15 Desember 2023, Bank menerbitkan Sukuk *Mudharabah* Subordinasi Tahun 2023 sebesar Rp200.000 dan akan jatuh tempo pada tanggal 15 Desember 2028.

Selama berlakunya jangka waktu Sukuk *Mudharabah* Subordinasi BSI Tahun 2023 dan sebelum dilunasinya semua dana sukuk dan bagi hasil, Bank berkewajiban untuk: (i) menjaga rasio *Capital Adequacy Ratio* ("CAR") tidak kurang dari 12% (dua belas persen); (ii) memastikan bahwa Sukuk *Mudharabah* Subordinasi Tahun 2023 ini tidak akan dimiliki oleh lebih dari 49 (empat puluh sembilan) investor; (iii) menyerahkan kepada agen pemantau sebagai berikut:

On 15 December 2023, the Bank issued Subordinated Sukuk Mudharabah Year 2023 amounting to Rp200,000 and is due on 15 December 2028.

During the validity period of the BSI Subordinated Sukuk Mudharabah Year 2023 and prior to repayment of all sukuk funds and profit sharing, the Bank is obliged to: (i) maintain a Capital Adequacy Ratio ("CAR") ratio of not less than 12% (twelve percent); (ii) ensure that the 2023 Subordinated Sukuk Mudharabah will not be owned by more than 49 (fourty nine) investors; (iii) submit to the monitoring agency as follows:

29. SUKUK *MUDHARABAH* SUBORDINASI (lanjutan)

(a) Salinan dari laporan yang disampaikan kepada OJK termasuk laporan hasil penilaian tingkat kesehatan bank, dalam waktu selambat-lambatnya 5 (lima) hari kerja setelah laporan tersebut diserahkan kepada pihak yang disebutkan di atas. Dalam hal Agen Pemantau memandang perlu, berdasarkan permohonan Agen Pemantau secara tertulis, Bank wajib menyampaikan kepada Agen Pemantau dokumen-dokumen tambahan yang berkaitan dengan laporan tersebut di atas (apabila ada) selambat lambatnya 10 (sepuluh) hari kerja setelah tanggal surat permohonan tersebut diterima oleh Bank; (b) Laporan keuangan tahunan yang telah diaudit oleh akuntan publik yang terdaftar di OJK dan disampaikan kepada Agen Pemantau dalam waktu 5 (lima) hari kerja setelah menerima surat permohonan dari Agen Pemantau.

Seluruh dana hasil penerbitan Sukuk *Mudharabah* Subordinasi Tahun 2023, akan dipergunakan oleh Bank untuk kegiatan usaha Bank dalam rangka memperkuat struktur permodalan dengan memperhitungkan dana hasil penerbitan sebagai modal pelengkap dan meningkatkan aset produktif Bank.

Sukuk *Mudharabah* Subordinasi Tahun 2023 ini diterbitkan tanpa warkat, kecuali Sertifikat Jumbo Sukuk *Mudharabah* Subordinasi yang diterbitkan atas nama PT Kustodian Sentral Efek Indonesia ("KSEI") sebagai bukti kepemilikan Efek Syariah untuk kepentingan Pemegang Sukuk *Mudharabah* Subordinasi. Sukuk *Mudharabah* Subordinasi Tahun 2023 diterbitkan dengan peringkat idAA(sy) *(Double A Sharia)* yang diperoleh dari agen pemeringkat efek PT Pefindo pada tanggal 23 Februari 2024.

Pendapatan bagi hasil yang dihitung berdasarkan perkalian antara nisbah bagi hasil Pemegang Sukuk *Mudharabah* Subordinasi, dimana besarnya nisbah adalah 88,55% dari pendapatan yang dibagihasilkan dengan indikasi bagi hasil sebesar ekuivalen 7,90% per tahun. Jangka waktu Sukuk *Mudharabah* Subordinasi Tahun 2023 adalah 5 (lima) tahun terhitung sejak tanggal penerbitan. Sukuk *Mudharabah* Subordinasi Tahun 2023 ini ditawarkan dengan nilai 100% dari jumlah dana Sukuk *Mudharabah* Subordinasi. Pendapatan bagi hasil dibayarkan setiap triwulan, sesuai dengan tanggal pembayaran pendapatan bagi hasil.

Bertindak sebagai wali amanat Sukuk *Mudharabah* Subordinasi BSI Tahun 2023 adalah PT Bank Negara Indonesia (Persero) Tbk.

Bank telah melakukan pembayaran bagi hasil sesuai dengan jatuh tempo yang telah ditetapkan dalam perjanjian penerbitan.

Bagi hasil atas sukuk *mudharabah* subordinasi untuk tahun yang berakhir pada tanggal 31 Desember 2025 dan 2024 masing-masing sebesar Rp15.800 dan Rp16.459 (Catatan 36).

29. SUBORDINATED SUKUK MUDHARABAH *(continued)*

(a) A copy of the report submitted to OJK including the level assessment report the bank's health, no later than 5 (five) working days after the report handed over to the parties mentioned above. In case the Monitoring Agent views necessary, based on the written request of the Monitoring Agent, the Bank is obliged submit to the Monitoring Agent additional documents relating to the above report (if any) no later than 10 (ten) working days after the date the application letter is received by the Bank; (b) Annual financial reports that have been audited by a public accountant registered with the OJK and submitted to the Monitoring Agent within 5 (five) working days after receiving the application letter from the Monitoring Agent.

All funds from the issuance of Subordinated Sukuk Mudharabah Year 2023 will be used by the Bank for the Bank's business activities in order to strengthen its capital structure by calculating the proceeds from the issuance as complementary capital and increasing the Bank's productive assets.

This Subordinated Sukuk Mudharabah Year 2023 is issued without script, except for the Subordinated Sukuk Mudharabah Jumbo Certificate which is issued in the name of PT Kustodian Sentral Efek Indonesia ("KSEI") as proof of ownership of Sharia Securities for the benefit of the Subordinated Sukuk Mudharabah Holders. The Subordinated Sukuk Mudharabah Year 2023 is issued with idAA(sy) (Double A Sharia) rating which was obtained from the securities rating agency PT Pefindo on 23 February 2024.

Profit sharing income is calculated based on the multiplication of the profit sharing nisbah of Subordinated Sukuk Mudharabah Holders, where the ratio is 88.55% of the revenue shared with an indication of profit sharing equivalent to 7.90% per year. The term of the Subordinated Sukuk Mudharabah Year 2023 is 5 (five) years from the issuance date. This Subordinated Sukuk Mudharabah Year 2023 is offered at a value of 100% of the amount of Subordinated Mudharabah Sukuk funds. Profit sharing income is paid every quarter, according to the payment date of profit sharing income.

Acting as trustee of the 2023 BSI Subordinated Sukuk Mudharabah is PT Bank Negara Indonesia (Persero) Tbk.

The Bank has paid the profit sharing on schedule as stated in the issuance agreement.

The profit sharing for subordinated sukuk mudharabah for the year ended ended 31 December 2025 and 2024 are Rp15,800 and Rp16,459, respectively (Note 36).

30. PEMBIAYAAN BERJANGKA *MUDHARABAH*

30. MUDHARABAH TERM FINANCING

	31 Desember/ *December* 2025	31 Desember/ *December* 2024	
Pihak ketiga			***Third parties***
Rupiah	-	1,000,000	*Rupiah*

Per 31 Desember 2024, Bank memiliki fasilitas line pembiayaan berjangka *mudharabah* dengan jumlah maksimum dana yang disediakan sebesar USD95.000.000 (nilai penuh) dari PT Bank Maybank Indonesia Tbk dengan jangka waktu fasilitas dari 21 Februari 2024 sampai dengan 21 Februari 2025, yang penarikannya dapat dilakukan secara *multicurrency* dalam mata uang Rupiah dan Dolar Amerika Serikat dan bersifat *revolving.*

As of 31 December 2024, the Bank has a mudharabah term financing line facility from PT Bank Maybank Indonesia Tbk with a maximum amount of funds provided of USD95,000,000 (full amount) from PT Bank Maybank Indonesia Tbk with a facility term from 21 February 2024 to 21 February 2025, the withdrawal of which can be done in multicurrency, in Rupiah and United States Dollar currency, and is revolving.

Atas fasilitas tersebut, per 31 Desember 2024, Bank memiliki saldo pembiayaan berjangka *mudharabah* sebesar Rp1.000.000 dari PT Bank Maybank Indonesia Tbk. Saldo atas fasilitas pembiayaan ini terdiri dari:

- Pembiayaan berjangka *mudharabah* sebesar Rp500.000 dengan jangka waktu fasilitas dari 13 Desember 2024 sampai dengan 13 Januari 2025 dan imbal bagi hasil sebesar ekuivalen 6,80% per tahun
- Pembiayaan berjangka *mudharabah* sebesar Rp500.000 dengan jangka waktu fasilitas dari 20 Desember 2024 sampai dengan 20 Januari 2025 dan imbal bagi hasil sebesar ekuivalen 6,80% per tahun.

For this facility, as of 31 December 2024, the Bank has a mudharabah term financing balance amounting to Rp1,000,000 from PT Bank Maybank Indonesia Tbk. This financing facility balance consists of:

- *Balance of mudharabah term financing amounting to Rp500,000, starting from 13 December 2024 to 13 January 2025 and a profit sharing rate of equivalent 6.80% per annum.*
- *Balance of mudharabah term financing amounting to Rp500,000 starting from 20 December 2024 to 20 January 2025 and a profit sharing rate of equivalent 6.80% per annum.*

Atas ke dua pembiayaan tersebut, telah dilakukan pelunasan sesuai dengan tanggal jatuh tempo yang tertera pada perjanjian pemberian pembiayaan.

For both financing, repayment has been made according to the maturity date stated in the financing agreement.

Akad fasilitas *line* pembiayaan tersebut diperpanjang efektif pada 21 Februari 2025 sampai dengan 21 Februari 2026, dengan jumlah maksimum dana yang disediakan adalah sebesar USD95.000.000 (nilai penuh) atau Rp1.400.000.

The mudharabah term financing line facility agreement was extended effectively from 21 February 2025 to 21 February 2026, with the maximum amount of funds provided being USD95,000,000 (full value) or Rp1,400,000.

Atas fasilitas yang telah diperpanjang tersebut, pada 28 Februari 2025, Bank memiliki saldo pembiayaan berjangka *mudharabah* sebesar Rp750.000 dari PT Bank Maybank Indonesia Tbk dengan imbal bagi hasil ekuivalen 6,60% per tahun yang jatuh tempo pada 9 April 2025. Atas pembiayaan ini, telah dilakukan pelunasan sesuai dengan tanggal jatuh tempo yang tertera pada perjanjian pembiayaan.

Based on the extended facility, on 28 February 2025, the Bank received term financing mudharabah amounting to Rp750,000 from PT Bank Maybank Indonesia Tbk with a profit sharing rate of equivalent 6.60% per annum which matured on 9 April 2025. For this financing, repayment has been made according to the maturity date stated in the financing agreement.

Pada 7 Maret 2025, Bank memiliki saldo pembiayaan berjangka *mudharabah* sebesar Rp650.000 dari PT Bank Maybank Indonesia Tbk dengan imbal bagi hasil ekuivalen 6,60% per tahun yang jatuh tempo pada 21 April 2025. Atas pembiayaan ini, telah dilakukan pelunasan sesuai dengan tanggal jatuh tempo yang tertera pada perjanjian. Setelah tanggal 21 April 2025, bank sudah tidak memiliki saldo pembiayaan berjangka *mudharabah*.

On 7 March 2025, the Bank received term term financing mudharabah amounting to Rp650,000 from PT Bank Maybank Indonesia Tbk with a profit sharing rate of equivalent 6.60% per annum which matured on 21 April 2025. For this financing, repayment has been made in accordance with the maturity date stated in the financing agreement. As of 21 April 2025, the bank has no remaining balance of mudharabah term financing.

Tidak terdapat agunan yang dijaminkan untuk fasilitas pembiayaan tersebut. Per 31 Desember 2025, Bank tidak memiliki saldo atas fasilitas *line* pembiayaan berjangka mudharabah tersebut.

There is no collateral pledged for this financing facility. As of 31 December 2025, the Bank has no balance on the term financing mudharabah line facility.

31. EKUITAS / *31. EQUITY*

Modal Saham / *Share Capital*

Susunan pemegang saham Bank adalah sebagai berikut:

The composition of the Bank's shareholders are as follows:

Pemegang Saham	31 Desember/*December* 2025 Jumlah saham ditempatkan dan disetor penuh (nilai penuh)/ *Amount of issued and fully-paid share capital (full amount)*	Persentase pemilikan/ *Ownership percentage*	Jumlah modal (nilai penuh)/ *Amount of capital (full amount)*	*Shareholders*
Modal Dasar				***Authorised Capital***
Saham Seri A Dwiwarna	1	0.00%	500	*Series A Dwiwarna share*
Saham biasa Seri B	79,999,999,999	100.00%	39,999,999,999,500	*Series B common shares*
Modal Ditempatkan dan Disetor Penuh				***Issued and Fully Paid Capital***
Saham Seri A Dwiwarna				***Series A Dwiwarna share***
Negara Republik Indonesia	1	0.00%	500	*Republic of Indonesia*
Saham biasa Seri B				***Series B common shares***
PT Bank Mandiri (Persero) Tbk	23,740,608,436	51.47%	11,870,304,218,000	*PT Bank Mandiri (Persero) Tbk*
PT Bank Negara Indonesia (Persero) Tbk	10,720,230,418	23.24%	5,360,115,209,000	*PT Bank Negara Indonesia (Persero)Tbk*
PT Bank Rakyat Indonesia (Persero) Tbk	7,092,761,655	15.38%	3,546,380,827,500	*PT Bank Rakyat Indonesia (Persero) Tbk*
Dewan Komisaris:				*Board of Commissioners:*
Meidy Ferdiansyah	133,000	0.00%	66,500,000	*Meidy Ferdiansyah*
Direksi:				*Board of Directors:*
Bob Tyasika Ananta	1,134,400	0.00%	567,200,000	*Bob Tyasika Ananta*
Ade Cahyo Nugroho	2,280,100	0.00%	1,140,050,000	*Ade Cahyo Nugroho*
Anton Sukarna	2,280,100	0.00%	1,140,050,000	*Anton Sukarna*
Zaidan Novari	1,071,400	0.00%	535,700,000	*Zaidan Novari*
Grandhis Helmi Harumansyah	343,100	0.00%	171,550,000	*Grandhis Helmi Harumansyah*
Kemas Erwan Husainy	220,101	0.00%	110,050,500	*Kemas Erwan Husainy*
Masyarakat	4,568,197,427	9.90%	2,284,098,713,500	*Public*
	46,129,260,138	100.00%	23,064,630,069,000	

Pemegang Saham	31 Desember/*December* 2024 Jumlah saham ditempatkan dan disetor penuh (nilai penuh)/ *Amount of issued and fully-paid share capital (full amount)*	Persentase pemilikan/ *Ownership percentage*	Jumlah modal (nilai penuh)/ *Amount of capital (full amount)*	*Shareholders*
Modal Dasar				***Authorised Capital***
Saham Seri A Dwiwarna	1	0.00%	500	*Series A Dwiwarna share*
Saham biasa Seri B	79,999,999,999	100.00%	39,999,999,999,500	*Series B common shares*
Modal Ditempatkan dan Disetor Penuh				***Issued and Fully Paid Capital***
Saham Seri A Dwiwarna				***Series A Dwiwarna share***
Negara Republik Indonesia	1	0.00%	500	*Republic of Indonesia*
Saham biasa Seri B				***Series B common shares***
PT Bank Mandiri (Persero) Tbk	23,740,608,436	51.47%	11,870,304,218,000	*PT Bank Mandiri (Persero) Tbk*
PT Bank Negara Indonesia (Persero) Tbk	10,720,230,418	23.24%	5,360,115,209,000	*PT Bank Negara Indonesia (Persero)Tbk*
PT Bank Rakyat Indonesia (Persero) Tbk	7,092,761,655	15.38%	3,546,380,827,500	*PT Bank Rakyat Indonesia (Persero) Tbk*
Dewan Komisaris:				*Board of Commissioners:*
Suyanto	1,086,400	0.00%	543,200,000	*Suyanto*
Masduki Baidlowi	1,086,400	0.00%	543,200,000	*Masduki Baidlowi*
Fauzi	115,000	0.00%	57,500,000	*Fauzi*
Abu Rokhmad	163,500	0.00%	81,750,000	*Abu Rokhmad*
Direksi:				*Board of Directors:*
Hery Gunardi	3,354,400	0.01%	1,677,200,000	*Hery Gunardi*
Bob Tyasika Ananta	1,134,400	0.00%	567,200,000	*Bob Tyasika Ananta*
Ade Cahyo Nugroho	2,280,100	0.00%	1,140,050,000	*Ade Cahyo Nugroho*
Anton Sukarna	2,280,100	0.00%	1,140,050,000	*Anton Sukarna*
Tribuana Tunggadewi	2,280,100	0.00%	1,140,050,000	*Tribuana Tunggadewi*
Zaidan Novari	1,071,400	0.00%	535,700,000	*Zaidan Novari*
Saladin D. Effendi	343,100	0.00%	171,550,000	*Saladin D. Effendi*
Grandhis Helmi Harumansyah	343,100	0.00%	171,550,000	*Grandhis Helmi Harumansyah*
Ari Rizaldi	13,400	0.00%	6,700,000	*Ari Rizaldi*
Masyarakat	4,560,108,228	9.90%	2,280,054,114,000	*Public*
	46,129,260,138	100.00%	23,064,630,069,000	

31. EKUITAS (lanjutan)

Modal Saham (lanjutan)

Berdasarkan Perubahan Anggaran Dasar terakhir yang diputuskan dalam Rapat Umum Pemegang Saham Luar Biasa tanggal 22 Desember 2025, terdapat perubahan hak-hak istimewa untuk Saham Seri A Dwiwarna dan daftar pemegang saham biasa seri B.

Saham Seri A Dwiwarna adalah saham yang dimiliki khusus oleh Negara Republik Indonesia yang memberikan hak istimewa sebagai berikut:

- menyetujui dalam Rapat Umum Pemegang Saham ("RUPS") mengenai perubahan Anggaran Dasar, perubahan permodalan, pengangkatan dan pemberhentian anggota Direksi dan Dewan Komisaris atas persetujuan Presiden, penggabungan, peleburan, pemisahan, pembubaran, serta pengambilalihan, persetujuan remunerasi anggota Direksi dan Dewan Komisaris dan penggunaan laba;
- mengusulkan calon anggota Direksi dan calon anggota Dewan Komisaris;
- mengusulkan mata acara RUPS;
- meminta dan mengakses data dan dokumen Perseroan;
- menetapkan pedoman terkait pengembangan strategis Bank secara organik maupun nonorganik; dan
- menyetujui tindakan-tindakan strategis Direksi sesuai dengan ketentuan dalam Anggaran Dasar Perseroan

Pelaksanaan hak-hak istimewa Pemegang Saham Seri A Dwiwarna dapat dikuasakan sesuai dengan ketentuan dan persyaratan yang berlaku, kecuali pelaksanaan hak istimewa terkait hak untuk menyetujui dalam RUPS terkait pengangkatan dan pemberhentian anggota Direksi dan Dewan Komisaris atas persetujuan Presiden sebagaimana diatur dalam Pasal 5 ayat (4) huruf c Anggaran Dasar Perseroan.

Hak-hak istimewa Pemegang Saham Seri A Dwiwarna mengalami penambahan dari 4 (empat) poin menjadi 6 (enam) poin sebagaimana diatur dalam Pasal 5 ayat (4) huruf c Anggaran Dasar Perseroan, yang merupakan inti dari hak istimewa Pemegang Saham Seri A Dwiwarna, yaitu Negara Republik Indonesia yang diwakili oleh BP BUMN.

***31. EQUITY** (continued)*

***Share Capital** (continued)*

Based on the latest amendment to the Company's Articles of Association as resolved at the Extraordinary General Meeting of Shareholders held on 22 December 2025, there have been changes to the special rights attached to the Series A Dwiwarna Shares and to the list of holders of Series B ordinary shares.

Series A Dwiwarna Shares are shares exclusively owned by the Government of the Republic of Indonesia, which confer the following special rights:

- *Approving in the General Meeting of Shareholders ("GMS") regarding changes to the Articles of Association, changes in capital, the appointment and dismissal of members of the Board of Directors and the Board of Commissioners with the approval of the President, mergers, consolidations, separations, dissolutions, as well as acquisitions, approval of remuneration for members of the Board of Directors and the Board of Commissioners, and the use of profits;*
- *to propose candidates for members of the Board of Directors and members of the Board of Commissioners;*
- *to propose agenda items for the GMS;*
- *to request and access the Company's data and documents;*
- *to determine guidelines relating to the strategic development of the Bank, both organically and non-organically; and*
- *to approve strategic actions of the Board of Directors in accordance with the provisions set forth in the Company's Articles of Association.*

The exercise of the special rights of Series A Dwiwarna Shareholders may be delegated in accordance with the applicable provisions and requirements, except for the exercise of special rights related to the approval in the GMS concerning the appointment and dismissal of members of the Board of Directors and the Board of Commissioners with the approval of the President as stipulated in Article 5 paragraph (4) letter c of the Company's Articles of Association.

The special rights of the holder of Series A Dwiwarna Shares have been increased from four (4) items to six (6) items as stipulated in Article 5 paragraph (4) letter c the Company's Articles of Association, which constitute the core of the special rights attached to the Series A Dwiwarna Shares, namely those of the Government of the Republic of Indonesia as represented by the Ministry of State-Owned Enterprises (BP BUMN).

31. EKUITAS (lanjutan)

Modal Saham (lanjutan)

Saham Biasa Seri B adalah saham biasa atas nama yang kepemilikannya dapat dimiliki oleh Badan Pengelola Investasi Daya Anagata Nusantara (BPI Danantara), Holding Operasional, dan/atau oleh Masyarakat. Pemegang Saham Seri B mempunyai hak memberikan suara, di mana setiap satu (1) saham memberikan satu hak suara.

Perubahan Anggaran Dasar Perseroan ini berlaku efektif sejak tanggal 23 Januari 2026, yaitu sejak diterbitkannya Keputusan Menteri Hukum Republik Indonesia Nomor AHU-0003351.AH.01.02.TAHUN 2026 tentang Persetujuan Perubahan Anggaran Dasar Perseroan Terbatas PT Perusahaan Perseroan (Persero) PT Bank Syariah Indonesia Tbk dan Penerimaan Pemberitahuan Perubahan Anggaran Dasar PT Perusahaan Perseroan (Persero) PT Bank Syariah Indonesia Tbk dari Menteri Hukum Republik Indonesia Nomor AHU-AH.01.03-0019406.

***31. EQUITY** (continued)*

***Share Capital** (continued)*

Series B Ordinary Shares are registered ordinary shares that may be owned by Badan Pengelola Investasi Daya Anagata Nusantara (BPI Danantara), the Operational Holding, and/or by the Public. Holders of Series B Shares shall be entitled to voting rights, whereby each share carries one (1) voting right.

The amendment to the Company's Articles of Association shall become effective as of 23 January 2026, being the date of issuance of the Decree of the Minister of Law of the Republic of Indonesia Number AHU-0003351.AH.01.02.TAHUN 2026 concerning the Approval of the Amendment to the Articles of Association of the Limited Liability Company PT Perusahaan Perseroan (Persero) PT Bank Syariah Indonesia Tbk and the Acceptance of Notification of Amendments to the Articles of Association of PT Perusahaan Perseroan (Persero) PT Bank Syariah Indonesia Tbk from the Minister of Law and Human Rights of the Republic of Indonesia Number AHU-AH.01.03-0019406.

Saldo laba - Telah ditentukan penggunaannya (Cadangan Umum)

Cadangan umum pada awalnya dibentuk dalam rangka memenuhi ketentuan Undang-Undang No. 1/1995 Pasal 61 ayat (1) mengenai Perseroan Terbatas (kemudian diganti dengan Undang-Undang Perseroan Terbatas No. 40/2007), yang mengharuskan perusahaan Indonesia untuk membuat penyisihan cadangan umum dan wajib sebesar sekurang-kurangnya 20% dari jumlah modal yang ditempatkan dan disetor penuh. Undang-Undang tersebut tidak mengatur jangka waktu untuk pembentukan penyisihan tersebut.

Retained earnings - Appropriated (General Reserves)

The general reserves are originally provided in accordance with Law No. 1/1995 article 61 paragraph (1) on Limited Liability Company (later superseded by Limited Liability Company Law No. 40/2007), which requires Indonesian companies to set up a general and legal reserve amounting to at least 20% of the issued and paid-in capital. This particular law does not regulate the period of time in relation to the provision of such reserves.

Sesuai Akta Rapat Umum Pemegang Saham Tahunan PT Bank Syariah Indonesia Tbk Tahun Buku 2024 No. 20 tanggal 16 Mei 2025 dan Tahun Buku 2023 No. 37 tanggal 17 Mei 2024, pemegang saham menyetujui distribusi laba bersih untuk tahun yang berakhir pada tanggal-tanggal 31 Desember 2024 dan 2023, dengan penggunaan sebagai berikut:

Deed of Decision of the Annual General Meeting of Shareholders of PT Bank Syariah Indonesia Tbk Fiscal Year 2024 No. 20 dated 16 May 2025 and Fiscal Year 2023 No. 37 dated 17 May 2024, shareholders approved the distribution of net profit for the year ended 31 December 2024 and 2023, with the following usage:

	31 Desember/ *December* 2024	31 Desember/ *December* 2023	
Laba ditahan	4,553,828	3,707,433	*Retained earnings*
Pembagian dividen	1,050,883	855,561	*Dividend-share*
Cadangan umum	1,401,177	1,140,749	*General reserves*
	7,005,888	5,703,743	

31. EKUITAS (lanjutan) / *31. EQUITY (continued)*

Tambahan Modal Disetor / *Additional Paid-in Capital*

Perubahan tambahan modal disetor adalah sebagai berikut:

The movements in additional paid-in capital are as follows:

Saldo pada tanggal 1 Januari 2021	-	*Balance as at 1 January 2021*
Agio saham dari penggabungan usaha	3,237	*Agio shares from merger*
Imbalan bersih yang secara efektif dialihkan dalam akuisisi terbalik	(5,374,061)	*Net consideration effectively transferred in reverse acquisition*
Penyesuaian yang timbul dari akuisisi terbalik untuk mencerminkan modal menurut hukum	(995,952)	*Adjustment arising from reverse acquisition to reflect the Bank's legal capital*
Tambahan modal disetor per 31 Desember 2021	(6,366,776)	*Additional paid-in capital as at 31 December 2021*
Tambahan modal disetor akibat Penawaran Umum Saham Terbatas pada tahun 2022	2,499,976	*Additional paid-in capital due to Limited Public Offering in 2022*
Biaya emisi penerbitan saham	(62,300)	*Share issuance costs*
Saldo akhir	(3,929,100)	*Ending balance*

32. PENDAPATAN DARI JUAL BELI / *32. INCOME FROM SALES AND PURCHASES*

	31 Desember/ *December* 2025	31 Desember/ *December* 2024	
Murabahah	14,510,670	13,404,030	*Murabahah*
Istishna	27	25	*Istishna*
	14,510,697	13,404,055	

33. PENDAPATAN DARI BAGI HASIL / *33. INCOME FROM PROFIT SHARING*

	31 Desember/ *December* 2025	31 Desember/ *December* 2024	
Musyarakah	9,978,945	7,841,527	*Musyarakah*
Mudharabah	147,268	159,677	*Mudharabah*
	10,126,213	8,001,204	

34. PENDAPATAN DARI *IJARAH* - BERSIH / *34. INCOME FROM IJARAH - NET*

	31 Desember/ *December* 2025	31 Desember/ *December* 2024	
Ijarah muntahiyah bittamlik - bersih	109,993	171,137	*Ijarah muntahiyah bittamlik - net*
Ijarah multijasa - bersih	18,543	20,987	*Multi-services ijarah - net*
	128,536	192,124	

Pendapatan *Ijarah Muntahiyah Bittamlik* ("IMBT") - bersih merupakan pendapatan pokok dan margin IMBT setelah dikurangi beban penyusutan, dan penurunan nilai aset *ijarah*. Pendapatan *ijarah* multijasa - bersih merupakan pendapatan *ijarah* tidak langsung atas margin dan pokok *ijarah* multijasa setelah dikurangi biaya yang dibayarkan kepada pemberi jasa awal.

Income from Ijarah Muntahiyah Bittamlik ("IMBT") - net represents the principal and margin income from IMBT after deducting depreciation expenses and impairment of ijarah assets. Multi-services ijarah income - net represents indirect ijarah income from the principal and margin of multi-services ijarah after deducting fees paid to the initial service provider.

35. PENDAPATAN USAHA UTAMA LAINNYA / *35. OTHER MAIN OPERATING INCOME*

	31 Desember/ *December* 2025	31 Desember/ *December* 2024	
Pendapatan dari investasi pada surat berharga	2,785,946	3,086,500	*Income from investments in marketable securities*
Pendapatan dari Deposito Berjangka Syariah Bank Indonesia	246,528	366,792	*Income from Bank Indonesia Sharia Term Deposits*
Pendapatan atas penempatan Giro Wajib Minimum ("GWM")	97,846	104,549	*Income from placement in Minimum Statutory Reserve Requirement ("GWM")*
Bagi hasil penempatan pada bank lain	80,117	76,109	*Profit sharing from placements with other bank*
Bonus dari Sertifikat Bank Indonesia Syariah ("SBIS") dan Fasilitas Simpanan Bank Indonesia Syariah ("FASBIS")	289,608	66,870	*Bonus from Bank Indonesia Sharia Certificates ("SBIS") and Bank Indonesia Sharia Deposit Facilities ("FASBIS")*
	3,500,045	3,700,820	

36. HAK PIHAK KETIGA ATAS BAGI HASIL / *36. THIRD PARTIES' SHARE ON RETURN*

	31 Desember/ *December* 2025	31 Desember/ *December* 2024	
Deposito *mudharabah*	6,589,557	5,539,666	*Mudharabah time deposits*
Giro *mudharabah*	1,298,084	1,100,295	*Mudharabah demand deposits*
Tabungan *mudharabah*	438,716	432,774	*Mudharabah savings deposits*
PaSBI	199,843	368,533	*PaSBI*
Dana pihak ketiga terikat	213,778	180,666	*Restricted third party funds*
Sukuk keberlanjutan	311,400	108,999	*Sustainability sukuk*
SIMA dan SIKA	32,509	78,898	*SIMA and SIKA*
Pembiayaan berjangka *mudharabah*	13,979	37,282	*Mudharabah term financing*
Musyarakah-mudharabah musytarakah	20,024	20,576	*Musyarakah-mudharabah musytarakah*
Sukuk *mudharabah* subordinasi	15,800	16,459	*Subordinated sukuk mudharabah*
SIPA	2,587	4,826	*SIPA*
Sukuk mudharabah muqayyadah	128	55	*Mudharabah Muqayyadah Sukuk*
	9,136,405	7,889,029	

37. PENDAPATAN USAHA LAINNYA / *37. OTHER OPERATING INCOME*

Pendapatan usaha lainnya terdiri dari: / *Other operating income consists of:*

	31 Desember/ *December* 2025	31 Desember/ *December* 2024	
Pendapatan imbalan jasa perbankan			*Fee based income from banking services*
Pendapatan *rahn*	1,520,849	1,001,349	*Income from rahn*
Pendapatan layanan *internet* dan *mobile banking*	501,616	414,190	*Income from internet and mobile banking services*
Pendapatan administrasi pembiayaan	330,805	313,896	*Income from financing administration*
Pendapatan administrasi tabungan dan giro	316,593	333,028	*Income from saving deposits and demand deposits administration*
Pendapatan transaksi *Bancassurance*	301,483	343,480	*Income from Bancassurance transactions*
Pendapatan transaksi ATM	216,203	159,942	*Income from ATM transactions*
Pendapatan jasa pembayaran	172,878	166,418	*Income from payment services*
Pendapatan kartu Hasanah	166,573	147,380	*Income from Hasanah Card*
Pendapatan administrasi dan komisi selain pembiayaan	165,017	168,141	*Income from administration and commission other than financing*
Pendapatan jasa ekspor impor	142,181	127,598	*Income from export import services*
Pendapatan komisi asuransi	97,777	134,976	*Income from insurance commission*
Pendapatan pembiayaan sindikasi	89,313	87,588	*Syndicated financing fee*
Pendapatan jasa penjualan sukuk dan reksa dana	78,713	46,374	*Income from service of sale of sukuk and mutual funds*
Pendapatan transaksi mata uang asing - bersih	70,647	65,316	*Income from foreign exchange transaction - net*
Pendapatan transaksi *remittance*	32,463	31,237	*Income from remittance transactions*
Pendapatan ganti rugi restrukturisasi (*ta'widh*)	23,146	27,467	*Income from restructuring compensation (ta'widh)*
Lainnya	405,044	109,982	*Others*
	4,631,301	3,678,362	

37. PENDAPATAN USAHA LAINNYA (lanjutan) / *37. OTHER OPERATING INCOME (continued)*

Pendapatan usaha lainnya terdiri dari: (lanjutan) / *Other operating income consists of: (continued)*

	31 Desember/ *December* 2025	31 Desember/ *December* 2024	
Keuntungan investasi surat berharga			*Gain from marketable securities*
Keuntungan pelepasan surat berharga	879,490	593,258	*Gain on sale of marketable securities*
Kenaikan/(penurunan) nilai surat berharga diukur pada nilai wajar melalui laba rugi	121,072	(6,059)	*Increase/(decrease) in marketable securities measured at fair value through profit or loss*
	1,000,562	587,199	
Pendapatan lainnya			*Other income*
Penerimaan kembali atas piutang dan pembiayaan yang telah dihapusbukukan	1,304,733	1,290,918	*Subsequent recoveries of receivables and financing written-off*
	6,936,596	5,556,479	

Pendapatan imbalan jasa perbankan - lainnya antara lain pendapatan atas margin dari penjualan tabungan emas, pendapatan atas wesel SKBDN, pendapatan cetak rekening koran, dan pendapatan administrasi jasa perbankan.

Fee based income from banking services - others are income from margin of the sale of gold savings, income from SKBDN bills, income from bank statement printing, and fees for banking service administration fees.

38. BEBAN GAJI DAN TUNJANGAN / *38. SALARIES AND BENEFITS EXPENSES*

Beban gaji dan tunjangan terdiri dari: / *Salaries and benefits consist of:*

	31 Desember/ *December* 2025	31 Desember/ *December* 2024	
Gaji dan upah	3,899,656	3,862,690	*Salaries and wages*
Tunjangan karyawan	1,205,067	997,154	*Employee allowances*
Pendidikan dan pelatihan	139,792	175,822	*Education and training*
Lainnya	252,102	248,470	*Others*
	5,496,617	5,284,136	

Lainnya antara lain beban imbalan kerja dan beban kegiatan komunitas pegawai.

Others are employee benefits expenses and employee community activity expenses.

39. BEBAN UMUM DAN ADMINISTRASI / *39. GENERAL AND ADMINISTRATIVE EXPENSES*

Beban umum dan administrasi terdiri dari: / *General and administrative expenses consist of:*

	31 Desember/ *December* 2025	31 Desember/ *December* 2024	
Penyusutan aset tetap dan aset hak guna dan amortisasi aset tidak berwujud (Catatan 14)	1,625,283	1,049,718	*Depreciation of fixed assets and right-of-use assets and amortisation of intangible assets (Note 14)*
Beban *outsourcing*	1,013,919	902,652	*Outsourcing expenses*
Beban promosi	1,068,216	838,642	*Promotion expenses*
Beban penjaminan	720,294	599,218	*Guarantee expenses*
Beban sewa (Catatan 14)	606,994	393,072	*Rent expenses (Note 14)*
Beban komunikasi	418,784	396,939	*Communication expenses*
Beban pemeliharaan dan perbaikan	352,169	254,239	*Service and maintenance expenses*
Beban lisensi *software*	292,413	175,629	*Software license expenses*
Beban transportasi	255,376	284,183	*Transportation expenses*
Beban barang dan jasa lain	255,684	157,330	*Other goods & services expenses*
Beban pungutan OJK	211,463	192,549	*OJK fees expenses*
Beban perlengkapan	208,549	186,954	*Supplies expenses*
Beban jasa tenaga ahli	168,076	196,396	*Professional fees expenses*
Beban listrik, air dan gas	138,113	128,844	*Electricity, water and gas expenses*
Beban asuransi	120,543	97,014	*Insurance expenses*
Beban alat tulis kantor	93,488	121,582	*Office stationery expenses*
Ujrah administrasi	91,569	90,604	*Administrative ujrah*
Lainnya	468,530	277,061	*Others*
	8,109,463	6,342,626	

39. BEBAN UMUM DAN ADMINISTRASI (lanjutan)

Beban umum dan administrasi lainnya terdiri dari: beban penunjang kinerja, beban sinergi bank konvensional, beban perubahan nama kreditur *ex-legacy*, beban komisi jaringan visa, beban akses data Dinas Kependudukan dan Pencatatan Sipil, beban pajak reklame, dan lainnya.

39. GENERAL AND ADMINISTRATIVE EXPENSES (continued)

Other general and administrative expenses consist of: performance support expenses, conventional bank synergy expenses, creditor name change ex-legacy expenses, visa network commission expenses, Population and Civil Registry Service data access expenses, advertising tax expenses, and others.

40. BEBAN CADANGAN KERUGIAN PENURUNAN NILAI ASET PRODUKTIF DAN NONPRODUKTIF - BERSIH

Beban cadangan kerugian penurunan nilai aset produktif dan nonproduktif - bersih terdiri dari:

40. PROVISION FOR IMPAIRMENT LOSSES ON EARNING AND NON-EARNING ASSETS - NET

Provision for impairment losses on earning and non-earning assets - net, consist of:

	31 Desember/ *December* 2025	31 Desember/ *December* 2024	
Giro dan penempatan pada bank lain (Catatan 6)	2,236	(6,999)	*Current accounts and placements with other banks (Note 6)*
Investasi pada surat berharga (Catatan 7)	(3,179)	(97,218)	*Investments in marketable securities (Note 7)*
Tagihan akseptasi (Catatan 8)	5,036	(2,457)	*Acceptances receivables (Note 8)*
Piutang (Catatan 9)	1,621,074	967,838	*Receivables (Note 9)*
Pinjaman *qardh* (Catatan 10)	24,738	27,969	*Funds of qardh (Note 10)*
Pembiayaan *mudharabah* (Catatan 11)	(10,107)	44,110	*Mudharabah financing (Note 11)*
Pembiayaan *musyarakah* (Catatan 12)	810,124	1,069,868	*Musyarakah financing (Note 12)*
Estimasi kerugian komitmen dan kontinjensi (Catatan 42)	1,776	(8,443)	*Estimated losses on commitments and contingencies (Note 42)*
Aset nonproduktif	(108,861)	(102,910)	*Non-earning assets*
Aset lainnya	14,114	2,109	*Other assets*
	2,356,951	1,893,867	

41. LABA PER SAHAM

Perhitungan laba per saham adalah sebagai berikut:

41. EARNINGS PER SHARE

The computation of earnings per share, are as follows:

	31 Desember/ *December* 2025	31 Desember/ *December* 2024	
Laba tahun berjalan	7,567,523	7,005,888	*Income for the year*
Jumlah rata-rata tertimbang saham biasa yang beredar	46,129,260,138	46,129,260,138	*Weighted average number of shares outstanding*
Laba bersih per saham dasar dan dilusian (nilai penuh)	164.05	151.88	*Basic and diluted earnings per share (full amount)*

42. INFORMASI MENGENAI KOMITMEN DAN KONTINJENSI

a. Bank memiliki tagihan dan liabilitas komitmen dan kontinjensi sebagai berikut:

42. INFORMATION ON COMMITMENTS AND CONTINGENCIES

a. The Bank's receivables and payables from commitments and contingencies are as follows:

	31 Desember/ *December* 2025	31 Desember/ *December* 2024	
Tagihan komitmen			***Commitments receivables***
Pihak ketiga			***Third parties***
Pembelian berjangka mata uang asing yang belum diselesaikan	1,927,333	464,508	*Unsettled purchase of foreign currency*
Liabilitas komitmen			***Commitments payables***
Pihak ketiga			***Third parties***
Fasilitas pembiayaan yang belum digunakan	3,699,883	2,090,286	*Unused financing facilities*
L/C yang tidak dapat dibatalkan	63,214	202,609	*Irrevocable L/C*
Kewajiban subrogasi	606,836	140,040	*Subrogation payables*
Penjualan berjangka mata uang asing yang belum diselesaikan	2,041,742	489,752	*Sales of foreign currency futures unsettled*
Titipan emas	4,483,635	640,910	*Gold deposits*
	10,895,310	3,563,597	
Pihak berelasi			***Related parties***
Fasilitas pembiayaan yang belum digunakan	1,990,575	48,602	*Unused financing facilities*
L/C yang tidak dapat dibatalkan	44,964	161,978	*Irrevocable L/C*
Titipan emas	22,229	5,121	*Gold deposits*
	2,057,768	215,701	
Liabilitas komitmen - bersih	11,025,745	3,314,790	***Commitments payables - net***
Tagihan kontinjensi			***Contingencies receivables***
Pihak ketiga			***Third parties***
Pendapatan dari pembiayaan bermasalah	517,187	425,397	*Income from non-performing financing*
Bank garansi (*kafalah*) yang diterima	253,877	245,046	*Bank guarantees (kafalah) received*
Lainnya	35,611	35,611	*Others*
	806,675	706,054	
Liabilitas kontinjensi			***Contingencies payables***
Pihak ketiga			***Third parties***
Garansi yang diterbitkan	1,982,105	1,532,802	*Bank guarantees issued*
Pihak berelasi			***Related parties***
Garansi yang diterbitkan	498,335	507,923	*Bank guarantees issued*
	2,480,440	2,040,725	
Liabilitas kontinjensi - bersih	1,673,765	1,334,671	***Contingencies payables - net***

Titipan Emas adalah penitipan emas milik masyarakat kepada Bank yang dilaksanakan berdasarkan kesepakatan para pihak. Emas nasabah yang dititipkan diklasifikasikan sebagai *allocated account* yaitu adalah akun Emas yang dikelola atas nama Nasabah, sesuai dengan perjanjian, yang ditempatkan pada tempat penyimpanan *(vaulting)* Bank dan Bank tidak memiliki hak kepemilikan atas Emas tersebut.

Gold deposits is the storage of gold owned by the public with the Bank, carried out based on an agreement between the parties. The gold deposited by customers is classified as an allocated account, which is a gold account managed in the name of the Customer, in accordance with the agreement, and stored in the Bank's vault, with the Bank having no ownership rights over the gold.

42. INFORMASI MENGENAI KOMITMEN DAN KONTINJENSI (lanjutan)

42. INFORMATION ON COMMITMENTS AND CONTINGENCIES *(continued)*

b. Transaksi komitmen dan kontinjensi yang terjadi dalam kegiatan normal Bank yang mempunyai risiko pembiayaan adalah sebagai berikut:

b. The transactions of commitments and contingencies in the normal course of the Bank's activities that have financing risks are as follows:

	31 Desember/ *December* 2025	**31 Desember/ *December* 2024**	
Garansi yang diterbitkan	2,480,440	2,040,725	*Bank guarantees issued*
Fasilitas pembiayaan yang belum digunakan	5,690,458	2,138,888	*Unused financing facilities*
L/C yang tidak dapat dibatalkan	108,178	364,587	*Irrevocable L/C*
	8,279,076	4,544,200	

c. Kolektibilitas komitmen dan kontinjensi pada rekening administratif yang mempunyai risiko pembiayaan diungkapkan pada Catatan 54l.

c. The collectibility of commitments and contingencies with financing risk on administrative accounts is disclosed in Note 54l.

d. Perubahan estimasi kerugian komitmen dan kontijensi adalah sebagai berikut:

d. The movements of estimated losses on commitments and contingencies are as follows:

	31 Desember/ *December* 2025	**31 Desember/ *December* 2024**	
Saldo awal tahun	24,045	32,017	*Beginning balance*
(Pembalikan)/pembentukan selama tahun berjalan (Catatan 40)	1,776	(8,443)	*(Reversal)/provision during the year (Note 40)*
Selisih kurs	362	471	*Exchange rate difference*
Saldo akhir tahun	26,183	24,045	*Ending balance*

Manajemen berpendapat bahwa estimasi kerugian atas komitmen dan kontijensi yang dibentuk telah memadai dan telah sesuai dengan ketentuan OJK.

Management believes that the estimated losses on commitments and contingencies is adequate and in compliance with OJK regulations.

43. LIABILITAS IMBALAN KERJA

43. EMPLOYEE BENEFIT LIABILITIES

	31 Desember/ *December* 2025	**31 Desember/ *December* 2024**	
Imbalan pasca kerja	404,347	374,963	*Post-employment benefits*
Cuti besar	173,803	159,767	*Grand leaves*
	578,150	534,730	

Bank memiliki Program Pensiun Iuran Pasti ("PPIP") yang meliputi seluruh karyawan tetap yang dikelola oleh Dana Pensiun Lembaga Keuangan ("DPLK") sebagai berikut:

Bank has a defined contribution plan ("PPIP") for all permanent employees which managed by the pension funds ("DPLK") as follows:

1. DPLK BRI yang telah mendapatkan pengesahan berdasarkan Keputusan Otoritas Jasa Keuangan No. KEP-19/NB.1/2022 tanggal 21 Maret 2022.

1. DPLK BRI which has been approved by OJK through its Decision Letter No. KEP-19/NB.1/2022 dated 21 March 2022.

2. DPLK AXA Mandiri yang telah mendapatkan pengesahan berdasarkan Keputusan Otoritas Jasa Keuangan No. KEP-29/NB.01/2022 tanggal 18 April 2022.

2. DPLK AXA Mandiri which has been approved by OJK through its Decision Letter No. KEP-29/NB.01/2022 dated 18 April 2022.

3. DPLK BNI yang telah mendapatkan pengesahan berdasarkan Keputusan Otoritas Jasa Keuangan No. KEP-31/NB.01/2022 tanggal 13 Mei 2022.

3. DPLK BNI which has been approved by OJK through its Decision Letter No. KEP-31/NB.01/2022 dated 13 May 2022.

43. LIABILITAS IMBALAN KERJA (lanjutan)

Jumlah iuran yang dibayarkan Bank sebesar Rp200.343 dan Rp189.334 untuk periode yang berakhir pada 31 Desember 2025 dan 2024.

Selain itu, Bank memiliki Program Pensiun Untuk Kompensasi Pesangon ("PPUKP") untuk pegawai *ex-legacy* BRIS yang dikelola oleh DPLK BRI.

Perhitungan aktuaria per tanggal 31 Desember 2025 dan 2024 dilakukan oleh KKA Steven & Mourits, aktuaris independen, dalam laporannya masing-masing tertanggal 5 Januari 2026 dan 23 Desember 2024.

Perhitungan aktuaria tersebut menggunakan metode *Projected Unit Credit* serta mempertimbangkan asumsi-asumsi utama sebagai berikut:

43. EMPLOYEE BENEFIT LIABILITIES (continued)

The total contributions paid by the Bank amounting to Rp200,343 and Rp189,334 for the period ended 31 December 2025 and 2024.

In addition, the Bank has a Pension Program for Severance Compensation ("PPUKP") for ex-legacy BRIS employees which managed by DPLK BRI.

The actuarial calculations as at 31 December 2025 and 2024 were prepared by KKA Steven & Mourits, an independent actuary, in its reports dated 5 January 2026 and 23 December 2024, respectively.

The above actuarial calculations were using the Projected Unit Credit Method with the following key assumptions:

	31 Desember/ *December* 2025	31 Desember/ *December* 2024	
Asumsi ekonomi:			***Economic assumptions:***
Tingkat diskonto	6.10%	7.10%	*Discount rate*
Tingkat kenaikan gaji	6.50%	6.50%	*Rate of salary increases*
Asumsi lainnya:			***Other assumptions:***
Usia pensiun normal	36 - 56 tahun/*years*	36 - 56 tahun/*years*	*Normal retirement age*
Tingkat kematian	Tabel Mortalitas/ *Mortality Table* Indonesia TMI-IV-2019	Modifikasi Tabel Mortalitas/ *Adjusted Mortality Table* Indonesia TMI-IV-2019	*Mortality rate*
Tingkat cacat	10% dari tingkat kematian/*10% from mortality rate*	10% dari tingkat kematian/*10% from mortality rate*	*Disability rate*
Tingkat hasil investasi DPLK	BNIS: 6.75% BSM: 7.75% BSI: 7.00% BRIS: 5.50%	BNIS: 6.00% BSM: 8.00% BSI: 6.00% BRIS: *5.50%*	*DPLK investment rate*
Tingkat pengunduran diri	usia/*age* 20-29: 5.00% usia/*age* 30-34: 3.00% usia/*age* 25-54: 2.00% usia/*age* ≥ 55: 0.00%	1% (sampai usia 20) dan turun secara linear ke 0% di usia 56/ *1% (until age of 20) and decreasing linearly to 0% at age of 56*	*Resignation rate*

Imbalan pasca kerja

Rekonsiliasi status pembiayaan atas program pensiun disajikan sebagai berikut:

Post-employment benefit

A reconciliation of the funding status of the pension plan are as follows:

	31 Desember/ *December* 2025	31 Desember/ *December* 2024	
Nilai kini liabilitas manfaat pasti yang didanai	541,839	504,612	*Present value of funded defined benefit obligations*
Nilai wajar aset dana pensiun	(137,492)	(129,649)	*Fair value of pension plan assets*
Nilai bersih kewajiban	404,347	374,963	*Net liability*

43. LIABILITAS IMBALAN KERJA (lanjutan) / *43. EMPLOYEE BENEFIT LIABILITIES (continued)*

Imbalan pasca kerja (lanjutan) / ***Post-employment benefit*** *(continued)*

Mutasi nilai kini liabilitas manfaat pasti yang didanai selama tahun berjalan adalah sebagai berikut:

The movements in the present value of funded defined benefit obligations for the year are as follows:

	31 Desember/ *December* 2025	31 Desember/ *December* 2024	
Pada awal tahun	504,612	585,282	*At the beginning of the year*
Biaya	95,253	100,527	*Service cost*
(Keuntungan)/kerugian pengukuran kembali aktuarial	(8,017)	(137,052)	*Actuarial (gain)/loss on remeasurement*
	591,848	548,757	
Pembayaran imbalan pasca kerja selama tahun berjalan	(50,009)	(44,145)	*Payment of post-employment benefit during the year*
	541,839	504,612	

Rekonsiliasi atas mutasi liabilitas bersih selama periode yang berakhir 31 Desember 2025 dan 2024 adalah sebagai berikut:

The reconciliation of the movements of the net liabilities for the period ended 31 December 2025 and 2024 is as follows:

	31 Desember/ *December* 2025	31 Desember/ *December* 2024	
Kewajiban bersih pada awal tahun	374,963	463,243	*Net liabilities at the beginning of the year*
Beban tahun berjalan	176,428	176,523	*Current year expenses*
Pengukuran kembali diakui sebagai pendapatan komprehensif lainnya akibat:			*Remeasurement recognised as other comprehensive income due to:*
Perubahan asumsi demografi	2,972	-	*Changes in demographics assumptions*
Perubahan asumsi ekonomis	23,336	(92,804)	*Changes in economic assumptions*
Perubahan dari penyesuaian historis	(33,090)	(43,326)	*Changes from experience adjustment*
	(6,782)	(136,130)	
Pembayaran imbalan pasca kerja selama tahun berjalan	(50,009)	(44,145)	*Payment of post-employment benefit during the year*
Kelebihan pembayaran imbalan	(90,253)	(84,528)	*Excess benefit payment*
Kewajiban bersih pada akhir tahun	404,347	374,963	*Net liabilities at the end of the year*

Mutasi nilai wajar aset program untuk periode yang berakhir adalah sebagai berikut:

The movements in the fair value of plan assets for the period ended are as follows:

	31 Desember/ *December* 2025	31 Desember/ *December* 2024	
Pada awal tahun	129,649	122,039	*At the beginning of the year*
Hasil dari aset program	(1,235)	(923)	*Return on plan assets*
Keuntungan aktuarial	9,078	8,533	*Actuarial gains*
	137,492	129,649	

43. LIABILITAS IMBALAN KERJA (lanjutan) / *43. EMPLOYEE BENEFIT LIABILITIES (continued)*

Imbalan pasca kerja (lanjutan) / ***Post-employment benefit** (continued)*

Biaya imbalan pensiun yang dibebankan pada laporan laba rugi adalah sebagai berikut: / *Pension expenses recognised in the statements of profit or loss, are as follows:*

	31 Desember/ *December* 2025	31 Desember/ *December* 2024	
Biaya jasa kini	61,033	65,683	*Current service cost*
Biaya jasa lalu	-	-	*Past service cost*
Bunga bersih	25,142	26,312	*Net Interest*
Penyesuaian atas perubahan metode atribusi	-	-	*Adjustment due to change in benefit attribution method*
Kelebihan pembayaran imbalan	90,253	84,528	*Excess benefits payment*
Biaya yang dibebankan pada laporan laba rugi	176,428	176,523	*Expense recognised in profit or loss*
Pengukuran kembali yang diakui pada penghasilan komprehensif lain	(6,782)	(136,130)	*Remeasurement effect recognised in other comprehensive income*
Biaya imbalan pasti	169,646	40,393	*Defined benefit cost*

Pada tanggal 31 Desember 2025 dan 2024, aset program diinvestasikan ke dalam instrumen pasar uang syariah masing-masing sebesar Rp137.492 dan Rp129.649.

As at 31 December 2025 and 2024, plan assets invested to sharia money market each amounting to Rp137,492 and Rp129,649.

Hasil yang diharapkan dari aset program ditentukan dengan mempertimbangkan imbal hasil yang diharapkan atas aset yang mengacu pada kebijakan investasi. Hasil investasi bunga tetap didasarkan pada hasil pengembalian bruto pada tanggal pelaporan. Hasil yang diharapkan dari investasi ekuitas dan properti mencerminkan tingkat imbal hasil jangka panjang aktual yang terjadi untuk tiap-tiap pasar.

The expected return on plan assets is determined by considering the expected return available on the assets in accordance with the current investment policy. Expected yields on fixed interest investments are based on gross redemption yields as at the reporting date. Expected return on equity and property investments reflect long-term real rates of return experienced in the respective markets.

Bank terekspos beberapa risiko atas program imbalan kerja seperti risiko yang terekspos pada program manfaat pasti adalah adanya tingkat hasil investasi di bawah asumsi *discount rate* dan kenaikan gaji aktual yang lebih besar dari asumsi. Hal tersebut menimbulkan peningkatan iuran yang dibayarkan kepada dana pensiun.

The Bank is exposed to a number of risks through its employee benefit plans such as the exposed risks in the defined benefit pension plan is the lower return on investment compared to assumption on discount rate and the increase in the actual salary is higher than its assumption. These will cause an increase in benefit paid to pension fund.

Untuk memastikan bahwa posisi investasi telah sesuai dengan kerangka *Asset Liability Matching* ("ALMA"), Bank melakukan pemantauan terhadap investasi atas program pensiun (baik iuran pasti maupun manfaat pasti) dan memastikan tingkat investasi dimaksud mencapai tingkat diskonto yang digunakan. Selain itu, dilakukan implementasi kebijakan penyesuaian gaji sesuai dengan asumsi yang telah digunakan dalam perhitungan aktuaria untuk mengurangi selisih hasil perhitungan atas proyeksi imbalan kerja pasca kerja dengan realisasinya.

To ensure that the position of investments is consistent with the Asset Liability Management ("ALMA") framework, the Bank performs monitoring over the investment for the pension program (for both defined benefit and contribution plans) and performs action to ensure the return of investments will meet the applicable discount rate. Apart from that, implementation of salary adjustment policy has been performed in accordance to the assumptions used by actuarial calculation to reduce the gap on the calculation of projected post-employment benefit with its realisation.

43. LIABILITAS IMBALAN KERJA (lanjutan) / *43. EMPLOYEE BENEFIT LIABILITIES (continued)*

Imbalan pasca kerja (lanjutan) / ***Post-employment benefit** (continued)*

Rata-rata durasi kewajiban manfaat pasti pada tanggal 31 Desember 2025 adalah 8,03 tahun (31 Desember 2024: 7,98 tahun).

The average duration of the defined benefit obligations as at 31 December 2025 is 8.03 years (31 December 2024: 7.98 years).

Cuti besar / ***Grand leaves***

Mutasi untuk cadangan atas cuti besar masing-masing pada tanggal 31 Desember 2025 dan 2024 adalah sebagai berikut:

The movements of allowance for grand leaves as at 31 December 2025 and 2024, respectively, are as follows:

	31 Desember/ *December* 2025	**31 Desember/ *December* 2024**	
Liabilitas pada awal tahun	159,767	204,021	*Liabilities at beginning of the year*
Beban cuti besar pada tahun berjalan	88,398	44,845	*Grand leaves expense during the year*
Pembayaran cuti besar selama tahun berjalan	(74,362)	(89,099)	*Payment of grand leaves during the year*
	173,803	159,767	

Beban cuti besar untuk periode yang berakhir pada tanggal 31 Desember 2025 dan 2024 berdasarkan perhitungan aktuaria adalah sebagai berikut:

Grand leaves expense for the period ended 31 December 2025 and 2024 based on actuarial calculation are as follows:

	31 Desember/ *December* 2025	**31 Desember/ *December* 2024**	
Biaya jasa kini	70,406	69,662	*Current service cost*
Biaya bunga	9,496	12,024	*Interest cost*
Kerugian/(keuntungan) aktuarial	8,496	10,688	*Actuarial loss/(gain)*
Biaya jasa lalu	-	(47,529)	*Past service costs*
Jumlah	88,398	44,845	*Total*

Sensitivitas dari kewajiban manfaat pasti terhadap perubahan asumsi aktuaria adalah sebagai berikut:

The sensitivity of defined benefit obligations to changes in the actuarial assumptions is as follows:

	Dampak terhadap kewajiban imbalan kerja/ *Impact on employee benefit liabilities*		
31 Desember 2025	**Perubahan asumsi/ *Change in assumption***	**(Kenaikan)/penurunan manfaat pasti/ *(Increase)/decrease benefit obligation***	***31 December 2025***
Tingkat diskonto	Kenaikan/*increase* 1%	(33,608)	*Discount rate*
	Penurunan/*decrease* 1%	36,885	
Tingkat kenaikan gaji	Kenaikan/*increase* 1%	112,501	*Salary increase rate*
	Penurunan/*decrease* 1%	(84,634)	

43. LIABILITAS IMBALAN KERJA (lanjutan)

Cuti besar (lanjutan)

Sensitivitas dari kewajiban manfaat pasti terhadap perubahan asumsi aktuaria adalah sebagai berikut: (lanjutan)

43. EMPLOYEE BENEFIT LIABILITIES (continued)

***Grand leaves** (continued)*

The sensitivity of defined benefit obligations to changes in the actuarial assumptions is as follows: (continued)

31 Desember 2024	Dampak terhadap kewajiban imbalan kerja/ *Impact on employee benefit liabilities* Perubahan asumsi/ *Change in assumption*	(Kenaikan)/penurunan manfaat pasti/ *(Increase)/decrease benefit obligation*	*31 December 2024*
Tingkat diskonto	Kenaikan/*increase* 1%	(30,654)	*Discount rate*
	Penurunan/*decrease* 1%	33,688	
Tingkat kenaikan gaji	Kenaikan/*increase* 1%	100,720	*Salary increase rate*
	Penurunan/*decrease* 1%	(76,546)	

Analisis jatuh tempo yang diharapkan dari manfaat pensiun yang tidak terdiskonto adalah sebagai berikut:

Expected maturity analysis of undiscounted pension is as follows:

	Kurang dari 1 tahun/ *Less than a year*	2 sampai 5 tahun/ *Between 2 to 5 years*	Lebih dari 5 tahun/ *Over 5 years*	Jumlah/ *Total*	
31 Desember 2025					***31 December 2025***
Pensiun	60,351	312,155	1,230,756	1,603,262	*Pension*
Cuti besar	74,123	410,337	1,233,204	1,717,664	*Grand leaves*
Jumlah	134,474	722,492	2,463,960	3,320,926	*Total*
31 Desember 2024					***31 December 2024***
Pensiun	53,202	311,490	1,272,552	1,637,244	*Pension*
Cuti besar	90,747	353,551	1,077,635	1,521,933	*Grand leaves*
Jumlah	143,949	665,041	2,350,187	3,159,177	*Total*

44. JAMINAN PEMERINTAH TERHADAP KEWAJIBAN PEMBAYARAN BANK UMUM

Berdasarkan Undang-Undang No. 24 tanggal 22 September 2004, efektif sejak tanggal 22 September 2005, sebagaimana diubah dengan Peraturan Pemerintah Pengganti Undang-Undang Republik Indonesia No. 3 tanggal 13 Oktober 2008, Lembaga Penjaminan Simpanan ("LPS") dibentuk untuk menjamin kewajiban tertentu bank-bank umum berdasarkan program penjaminan yang berlaku, yang besaran nilai jaminannya dapat berubah jika memenuhi kriteria tertentu yang berlaku.

Berdasarkan peraturan LPS No. 2 tanggal 22 September 2014 tentang perubahan peraturan LPS No. 2/PLPS/2010 tentang program penjaminan simpanan dimana simpanan yang dijamin meliputi giro *wadiah*, giro *mudharabah*, tabungan *wadiah*, tabungan *mudharabah*, deposito *mudharabah* dan simpanan dari bank lain.

44. GOVERNMENT GUARANTEES ON OBLIGATIONS OF COMMERCIAL BANKS

Based on Law No. 24 dated 22 September 2004 effective on 22 September 2005, as amended by The Government Regulation of the Republic of Indonesia for Substitute of Law No. 3 dated 13 October 2008, the Government established the Deposit Insurance Institution ("LPS") to guarantee certain liabilities of commercial banks based on the prevailing guarantee programs, in which the guaranteed amount may change if they meet certain specified criteria.

Based on LPS Regulation No. 2 dated 22 September 2014 regarding amendment of LPS Regulation No. 2/PLPS/2010 regarding the Deposit Guarantee Program, the deposits guaranteed included wadiah demand deposits, mudharabah demand deposits, wadiah savings deposits, mudharabah savings deposits, mudharabah time deposits and deposits from other banks.

44. JAMINAN PEMERINTAH TERHADAP KEWAJIBAN PEMBAYARAN BANK UMUM (lanjutan)

Berdasarkan Peraturan Pemerintah Republik Indonesia No. 66 tahun 2008 tanggal 13 Oktober 2008, tentang "Besarnya Nilai Simpanan yang Dijamin Lembaga Penjaminan Simpanan", pada tanggal 31 Desember 2025 dan 2024 jumlah simpanan yang dijamin LPS adalah simpanan sampai dengan Rp2.000.000.000 (nilai penuh) untuk per nasabah per bank.

Berdasarkan peraturan LPS No. 1 tanggal 15 Mei 2024 tentang Premi Program Restrukturisasi Perbankan ("PRP"). Setiap Bank yang melakukan kegiatan usaha di Wilayah Negara Republik Indonesia wajib membayar Premi PRP. Besaran Premi PRP dihitung dari kombinasi kelompok Bank berdasarkan jumlah aset dan Tingkat Risiko Bank. Untuk pertama kali, Premi PRP dibayarkan Bank kepada LPS untuk periode 1 Januari 2025 sampai dengan 31 Desember 2025.

Pada tanggal 31 Desember 2025 dan 2024, Bank adalah peserta dari program penjaminan tersebut.

Beban penjaminan dana pihak ketiga dan premi PRP yang dijaminkan kepada LPS adalah Rp720.136 dan Rp599.081 masing-masing untuk tahun yang berakhir pada tanggal 31 Desember 2025 dan 2024.

45. TRANSAKSI DENGAN PIHAK BERELASI

Dalam kegiatan normal usaha, Bank melakukan transaksi dengan pihak berelasi. Semua transaksi dengan pihak berelasi telah dilakukan dengan kebijakan dan syarat yang telah disepakati bersama.

a. Jenis hubungan

Pihak berelasi secara entitas dan/atau manajemen:

Hubungan pihak berelasi sebagai pemegang saham utama
Pemerintah Republik Indonesia melalui Kementerian Keuangan

44. GOVERNMENT GUARANTEES ON OBLIGATIONS OF COMMERCIAL BANKS (continued)

Based on the Government of the Republic of Indonesia Regulation No. 66 Year 2008 dated 13 October 2008, regarding "the Amount of Public Deposits Guaranteed by the Government Established Deposit Insurance Institution", as at 31 December 2025 and 2024 the amount of deposits that are guaranteed by LPS amounted to Rp2,000,000,000 (full amount) for each customer of each bank.

Based on LPS regulation No. 1 dated 15 May 2024 concerning the Banking Restructuring Program Premium ("PRP"). Every bank that conducts business activities in the State Territory of the Republic of Indonesia is required to pay PRP Premiums. The amount of PRP Premium is calculated from the combination of the Bank's group based on the number of assets and the Bank's Risk Level. For the first time, the PRP Premium is paid by the Bank to LPS for the period from 1 January 2025 to 31 December 2025.

As at 31 December 2025 and 2024, the Bank is a participant of the government guarantee program.

Insurance premium related to third party and PRP Premium funds paid to LPS amounted to Rp720,136 and Rp599,081 for the year ended 31 December 2025 and 2024, respectively.

45. TRANSACTIONS WITH RELATED PARTIES

In the normal course of business, the Bank enters into certain transactions with related parties. All transactions with related parties have met the agreed terms and conditions.

a. Type of relationships

Related parties from the entity level and/or management are:

Related party relationship as the ultimate shareholder
The Government of Republic of Indonesia through Ministry of Finance

45. TRANSAKSI DENGAN PIHAK BERELASI (lanjutan)

a. Jenis hubungan (lanjutan)

Pihak berelasi secara entitas dan/atau manajemen: (lanjutan)

Hubungan pihak berelasi sebagai pemegang saham pengendali
PT Bank Mandiri (Persero) Tbk

Hubungan pihak berelasi sebagai pemegang saham
PT Bank Rakyat Indonesia (Persero) Tbk
PT Bank Negara Indonesia (Persero) Tbk
PT BRI Danareksa Sekuritas
PT BNI Life Insurance
PT Mandiri Sekuritas
PT BNI Sekuritas
PT Jasa Raharja
Perum Jamkrindo
PT ASABRI (Persero)
PT Axa Mandiri Financial Service

Entitas dan lembaga pemerintah
BPJS Kesehatan
BPJS Ketenagakerjaan
Dana Pensiun Bank Mandiri
Lembaga Pembiayaan Ekspor Indonesia
Perum BULOG
Perum DAMRI
Perum Jasa Tirta I
Perum Jasa Tirta II
Perum Percetakan Negara Republik Indonesia
Perum Perhutani
Perum Perumnas
Perum Peruri
Perusahaan Penerbit SBSN Indonesia
PT Adhi Commuter Properti Tbk
PT Adhi Jalintim Riau
PT Adhi Karya (Persero) Tbk
PT Adhi Persada Beton
PT Adhi Persada Gedung
PT Adhi Persada Properti
PT Aero Globe Indonesia
PT Aerofood Indonesia
PT Aerojasa Cargo
PT Agro Medika Nusantara
PT Agro Sinergi Nusantara
PT Alur Pelayaran Barat Surabaya
PT Amarta Karya (Persero)
PT Aneka Tambang Tbk
PT Angkasa Pura I
PT Angkasa Pura II
PT Angkasa Pura Hotel
PT Angkasa Pura Kargo
PT Angkasa Pura Logistik
PT Angkasa Pura Properti
PT Angkasa Pura Sarana Digital
PT Angkasa Pura Solusi
PT Angkasa Pura Solusi Integra
PT Angkasa Pura Supports

45. TRANSACTIONS WITH RELATED PARTIES *(continued)*

a. Type of relationships *(continued)*

Related parties from the entity level and/or management are: (continued)

Related party relationship as the controlling shareholder
PT Bank Mandiri (Persero) Tbk

Related party relationship as the shareholder
PT Bank Rakyat Indonesia (Persero) Tbk
PT Bank Negara Indonesia (Persero) Tbk
PT BRI Danareksa Sekuritas
PT BNI Life Insurance
PT Mandiri Sekuritas
PT BNI Sekuritas
PT Jasa Raharja
Perum Jamkrindo
PT ASABRI (Persero)
PT Axa Mandiri Financial Service

Government entities and institutions
BPJS Kesehatan
BPJS Ketenagakerjaan
Dana Pensiun Bank Mandiri
Lembaga Pembiayaan Ekspor Indonesia
Perum BULOG
Perum DAMRI
Perum Jasa Tirta I
Perum Jasa Tirta II
Perum Percetakan Negara Republik Indonesia
Perum Perhutani
Perum Perumnas
Perum Peruri
Perusahaan Penerbit SBSN Indonesia
PT Adhi Commuter Properti Tbk
PT Adhi Jalintim Riau
PT Adhi Karya (Persero) Tbk
PT Adhi Persada Beton
PT Adhi Persada Gedung
PT Adhi Persada Properti
PT Aero Globe Indonesia
PT Aerofood Indonesia
PT Aerojasa Cargo
PT Agro Medika Nusantara
PT Agro Sinergi Nusantara
PT Alur Pelayaran Barat Surabaya
PT Amarta Karya (Persero)
PT Aneka Tambang Tbk
PT Angkasa Pura I
PT Angkasa Pura II
PT Angkasa Pura Hotel
PT Angkasa Pura Kargo
PT Angkasa Pura Logistik
PT Angkasa Pura Properti
PT Angkasa Pura Sarana Digital
PT Angkasa Pura Solusi
PT Angkasa Pura Solusi Integra
PT Angkasa Pura Supports

45. TRANSAKSI DENGAN PIHAK BERELASI (lanjutan)

a. Jenis hubungan (lanjutan)

Entitas dan lembaga pemerintah (lanjutan)

PT Angkasa Pura Retail
PT Antam Resourcindo
PT ASABRI (Persero)
PT ASDP Indonesia Ferry (Persero)
PT Asuransi Asei Indonesia
PT Asuransi BRI Life
PT Asuransi Jasa Indonesia
PT Asuransi Jasa Indonesia Syariah
PT Asuransi Jasa Raharja (Persero)
PT Asuransi Jiwa IFG
PT Asuransi Jiwa Inhealth Indonesia
PT Asuransi Jiwa Taspen
PT Asuransi Jiwasraya (Persero)
PT Asuransi Kredit Indonesia (Persero)
PT Asuransi Tugu Pratama Indonesia Tbk
PT Aviasi Pariwisata Indonesia
PT AXA Mandiri Financial Services
PT Bahana Artha Ventura
PT Bahana Pembinaan Usaha Indonesia
PT Bahana Sekuritas
PT Bahana TCW Investment Management
PT Bakti Timah Medika
PT Balai Pustaka
PT Bandara International Batam
PT Bank Mandiri Taspen
PT Bank Tabungan Negara (Persero) Tbk
PT Bank Raya Indonesia Tbk
PT Barata Indonesia (Persero)
PT Baturaja Multi Usaha
PT Berdikari
PT Berdikari Logistik Indonesia
PT Berkah Industri Mesin Angkat
PT Berkah Multi Cargo
PT Berlian Jasa Terminal Indonesia
PT Berlian Manyar Sejahtera
PT Bhanda Ghara Reksa (Persero)
PT Bina Karya (Persero)
PT Bio Farma (Persero)
PT Biro Klasifikasi Indonesia (Persero)
PT BNI Asset Management
PT BNI Sekuritas
PT Borneo Alumina Indonesia
PT Boma Bisma Indra
PT Brantas Abipraya (Persero)
PT Brantas Total Energi
PT BRI Asuransi Indonesia
PT BRI Manajemen Investasi
PT BRI Ventura Investama
PT Bukit Asam Medika
PT Bukit Asam Tbk
PT Bukit Energi Investama
PT Bukit Multi Properti
PT Bukit Prima Bahari
PT Bukit Multi Investama
PT Bumi Daya Plaza
PT Bumi Sawindo Permai
PT Cinere Serpong Jaya
PT Citilink Indonesia
PT Citra Lautan Teduh
PT Cut Meutia Medika Nusantara
PT Dahana
PT Danareksa Capital

45. TRANSACTIONS WITH RELATED PARTIES *(continued)*

a. Type of relationships *(continued)*

Government entities and institutions *(continued)*

PT Angkasa Pura Retail
PT Antam Resourcindo
PT ASABRI (Persero)
PT ASDP Indonesia Ferry (Persero)
PT Asuransi Asei Indonesia
PT Asuransi BRI Life
PT Asuransi Jasa Indonesia
PT Asuransi Jasa Indonesia Syariah
PT Asuransi Jasa Raharja (Persero)
PT Asuransi Jiwa IFG
PT Asuransi Jiwa Inhealth Indonesia
PT Asuransi Jiwa Taspen
PT Asuransi Jiwasraya (Persero)
PT Asuransi Kredit Indonesia (Persero)
PT Asuransi Tugu Pratama Indonesia Tbk
PT Aviasi Pariwisata Indonesia
PT AXA Mandiri Financial Services
PT Bahana Artha Ventura
PT Bahana Pembinaan Usaha Indonesia
PT Bahana Sekuritas
PT Bahana TCW Investment Management
PT Bakti Timah Medika
PT Balai Pustaka
PT Bandara International Batam
PT Bank Mandiri Taspen
PT Bank Tabungan Negara (Persero) Tbk
PT Bank Raya Indonesia Tbk
PT Barata Indonesia (Persero)
PT Baturaja Multi Usaha
PT Berdikari
PT Berdikari Logistik Indonesia
PT Berkah Industri Mesin Angkat
PT Berkah Multi Cargo
PT Berlian Jasa Terminal Indonesia
PT Berlian Manyar Sejahtera
PT Bhanda Ghara Reksa (Persero)
PT Bina Karya (Persero)
PT Bio Farma (Persero)
PT Biro Klasifikasi Indonesia (Persero)
PT BNI Asset Management
PT BNI Sekuritas
PT Borneo Alumina Indonesia
PT Boma Bisma Indra
PT Brantas Abipraya (Persero)
PT Brantas Total Energi
PT BRI Asuransi Indonesia
PT BRI Manajemen Investasi
PT BRI Ventura Investama
PT Bukit Asam Medika
PT Bukit Asam Tbk
PT Bukit Energi Investama
PT Bukit Multi Properti
PT Bukit Prima Bahari
PT Bukit Multi Investama
PT Bumi Daya Plaza
PT Bumi Sawindo Permai
PT Cinere Serpong Jaya
PT Citilink Indonesia
PT Citra Lautan Teduh
PT Cut Meutia Medika Nusantara
PT Dahana
PT Danareksa Capital

45. TRANSAKSI DENGAN PIHAK BERELASI (lanjutan)

a. Jenis hubungan (lanjutan)

Entitas dan lembaga pemerintah (lanjutan)	***Government entities and institutions*** *(continued)*
PT Danareksa Finance	*PT Danareksa Finance*
PT Danareksa (Persero)	*PT Danareksa (Persero)*
PT Danareksa Investment Management	*PT Danareksa Investment Management*
PT Dayamitra Telekomunikasi Tbk	*PT Dayamitra Telekomunikasi Tbk*
PT Dirgantara Indonesia (Persero)	*PT Dirgantara Indonesia (Persero)*
PT Djakarta Lloyd (Persero)	*PT Djakarta Lloyd (Persero)*
PT Dok dan Perkapalan Air Kantung	*PT Dok dan Perkapalan Air Kantung*
PT Dok dan Perkapalan Kodja Bahari (Persero)	*PT Dok dan Perkapalan Kodja Bahari (Persero)*
PT Elnusa Petrofin	*PT Elnusa Petrofin*
PT Elnusa Tbk	*PT Elnusa Tbk*
PT Elnusa Fabrikasi Konstruksi	*PT Elnusa Fabrikasi Konstruksi*
PT Emas Antam Indonesia	*PT Emas Antam Indonesia*
PT Energi Agro Nusantara	*PT Energi Agro Nusantara*
PT Energi Pelabuhan Indonesia	*PT Energi Pelabuhan Indonesia*
PT Energy Management Indonesia (Persero)	*PT Energy Management Indonesia (Persero)*
PT Equiport Inti Indonesia	*PT Equiport Inti Indonesia*
PT Estika Daya Mandiri	*PT Estika Daya Mandiri*
PT Finnet Indonesia	*PT Finnet Indonesia*
PT Fintek Karya Nusantara	*PT Fintek Karya Nusantara*
PT Gag Nikel	*PT Gag Nikel*
PT Games Karya Nusantara	*PT Games Karya Nusantara*
PT Gapura Angkasa	*PT Gapura Angkasa*
PT Garuda Indonesia (Persero) Tbk	*PT Garuda Indonesia (Persero) Tbk*
PT Garuda Maintenance Facility Aero Asia Tbk	*PT Garuda Maintenance Facility Aero Asia Tbk*
PT Graha Investama Bersama	*PT Graha Investama Bersama*
PT Graha Niaga Tata Utama	*PT Graha Niaga Tata Utama*
PT Graha Sarana Duta	*PT Graha Sarana Duta*
PT Griyaton Indonesia	*PT Griyaton Indonesia*
PT Hakaaston	*PT Hakaaston*
PT Haleyora Powerindo	*PT Haleyora Powerindo*
PT HK Realtindo	*PT HK Realtindo*
PT Hutama Karya (Persero)	*PT Hutama Karya (Persero)*
PT Hutama Karya Infrastruktur	*PT Hutama Karya Infrastruktur*
PT Hutama Mambelim Trans Papua	*PT Hutama Mambelim Trans Papua*
PT Indofarma Global Medika	*PT Indofarma Global Medika*
PT Indonesia Asahan Aluminium (Persero)	*PT Indonesia Asahan Aluminium (Persero)*
PT Indonesia Aluminium Alloy	*PT Indonesia Aluminium Alloy*
PT Indonesia Chemical Alumina	*PT Indonesia Chemical Alumina*
PT Indonesia Coal Resources	*PT Indonesia Coal Resources*
PT Indonesia Comnets Plus	*PT Indonesia Comnets Plus*
PT Indonesia Connectivity Investasi	*PT Indonesia Connectivity Investasi*
PT Indonesia Kendaraan Terminal Tbk	*PT Indonesia Kendaraan Terminal Tbk*
PT Indonesia Power	*PT Indonesia Power*
PT Indopelita Aircraft Services	*PT Indopelita Aircraft Services*
PT Indra Karya (Persero)	*PT Indra Karya (Persero)*
PT Industri Kapal Indonesia (Persero)	*PT Industri Kapal Indonesia (Persero)*
PT Industri Karet Nusantara	*PT Industri Karet Nusantara*
PT Industri Kemasan Semen Gresik	*PT Industri Kemasan Semen Gresik*
PT Industri Kereta Api (Persero)	*PT Industri Kereta Api (Persero)*
PT Industri Nabati Lestari	*PT Industri Nabati Lestari*
PT Infomedia Nusantara	*PT Infomedia Nusantara*
PT Infomedia Solusi Humanika	*PT Infomedia Solusi Humanika*
PT Inhutani I	*PT Inhutani I*
PT Inhutani Distrik	*PT Inhutani Distrik*
PT Inka Multi Solusi	*PT Inka Multi Solusi*
PT Inka Multi Solusi Service	*PT Inka Multi Solusi Service*
PT Inka Multi Solusi Trading	*PT Inka Multi Solusi Trading*
PT Inspeksi Sertifikasi dan Survey Indonesia	*PT Inspeksi Sertifikasi dan Survey Indonesia*

45. TRANSAKSI DENGAN PIHAK BERELASI (lanjutan)

a. Jenis hubungan (lanjutan)

Entitas dan lembaga pemerintah (lanjutan)

PT Jaminan Pembiayaan Askrindo Syariah
PT Jasa Armada Indonesia Tbk
PT Jasa Marga (Persero) Tbk
PT Jasa Prima Logistik Bulog
PT Jasa Raharja
PT Jasa Tirta Energi
PT Jasa Tirta Luhur
PT Jasamarga Balikpapan Samarinda
PT Jasamarga Gempol Pasuruan
PT Jasamarga Jalanlayang Cikampek
PT Jasamarga Japek Selatan
PT Jasamarga Jogja Solo
PT Jasamarga Kualanamu Tol
PT Jasamarga Kunciran Cengkareng
PT Jasamarga Manado Bitung
PT Jasamarga Ngawi Kertosono Kediri
PT Jasamarga Pandaan Malang
PT Jasamarga Related Business
PT Jasamarga Solo Ngawi
PT Jasamarga Surabaya Mojokerto
PT Jasamarga Tollroad Maintenance
PT Jasamarga Tollroad Operator
PT Jasamarga Transjawa Tol
PT Jasaraharja Putera
PT Jembatan Nusantara
PT KA Properti Manajemen
PT Kalimantan Agro Nusantara
PT Kalimantan Jawa Gas
PT Kaltim Adhiguna Dermaga
PT Kaltim Daya Mandiri
PT Kaltim Industrial Estate
PT Kawasan Berikat Nusantara (Persero)
PT Kawasan Industri Gresik
PT Kawasan Industri Makassar
PT Kawasan Industri Nusantara
PT Kawasan Industri Terpadu Batang
PT Kawasan Industri Wijayakusuma (Persero)
PT KBN Graha Medika
PT KBN Prima Logistik
PT Kereta Api Indonesia (Persero)
PT Kereta Api Logistik
PT Kereta Api Pariwisata
PT Kereta Commuter Indonesia
PT Kharisma Pemasaran Bersama Nusantara
PT Kilang Pertamina Balikpapan
PT Kimia Farma Apotek
PT Kimia Farma Diagnostika
PT Kimia Farma Tbk
PT Kimia Farma Trading & Distribution
PT Kliring Berjangka Indonesia
PT Kodja Terramarin
PT Krakatau Bandar Samudera
PT Krakatau Daya Listrik
PT Krakatau Global Trading
PT Krakatau Industrial Estate Cilegon
PT Krakatau Information Technology
PT Krakatau Jasa Industri
PT Krakatau Jasa Logistik
PT Krakatau Samudera

45. TRANSACTIONS WITH RELATED PARTIES (continued)

a. Type of relationships (continued)

***Government entities and institutions** (continued)*

PT Jaminan Pembiayaan Askrindo Syariah
PT Jasa Armada Indonesia Tbk
PT Jasa Marga (Persero) Tbk
PT Jasa Prima Logistik Bulog
PT Jasa Raharja
PT Jasa Tirta Energi
PT Jasa Tirta Luhur
PT Jasamarga Balikpapan Samarinda
PT Jasamarga Gempol Pasuruan
PT Jasamarga Jalanlayang Cikampek
PT Jasamarga Japek Selatan
PT Jasamarga Jogja Solo
PT Jasamarga Kualanamu Tol
PT Jasamarga Kunciran Cengkareng
PT Jasamarga Manado Bitung
PT Jasamarga Ngawi Kertosono Kediri
PT Jasamarga Pandaan Malang
PT Jasamarga Related Business
PT Jasamarga Solo Ngawi
PT Jasamarga Surabaya Mojokerto
PT Jasamarga Tollroad Maintenance
PT Jasamarga Tollroad Operator
PT Jasamarga Transjawa Tol
PT Jasaraharja Putera
PT Jembatan Nusantara
PT KA Properti Manajemen
PT Kalimantan Agro Nusantara
PT Kalimantan Jawa Gas
PT Kaltim Adhiguna Dermaga
PT Kaltim Daya Mandiri
PT Kaltim Industrial Estate
PT Kawasan Berikat Nusantara (Persero)
PT Kawasan Industri Gresik
PT Kawasan Industri Makassar
PT Kawasan Industri Nusantara
PT Kawasan Industri Terpadu Batang
PT Kawasan Industri Wijayakusuma (Persero)
PT KBN Graha Medika
PT KBN Prima Logistik
PT Kereta Api Indonesia (Persero)
PT Kereta Api Logistik
PT Kereta Api Pariwisata
PT Kereta Commuter Indonesia
PT Kharisma Pemasaran Bersama Nusantara
PT Kilang Pertamina Balikpapan
PT Kimia Farma Apotek
PT Kimia Farma Diagnostika
PT Kimia FarmaTbk
PT Kimia Farma Trading & Distribution
PT Kliring Berjangka Indonesia
PT Kodja Terramarin
PT Krakatau Bandar Samudera
PT Krakatau Daya Listrik
PT Krakatau Global Trading
PT Krakatau Industrial Estate Cilegon
PT Krakatau Information Technology
PT Krakatau Jasa Industri
PT Krakatau Jasa Logistik
PT Krakatau Samudera

45. TRANSAKSI DENGAN PIHAK BERELASI (lanjutan)

a. Jenis hubungan (lanjutan)

Entitas dan lembaga pemerintah (lanjutan)
PT Krakatau National Resources
PT Krakatau Perbengkelan dan Perawatan
PT Krakatau Pipe Industries
PT Krakatau Samudera Solusi
PT Krakatau Sarana Infrastruktur
PT Krakatau Sarana Properti
PT Krakatau Steel (Persero) Tbk
PT Krakatau Tirta Industri
PT Krakatau Tirta Operasi dan Pemeliharaan
PT Krakatau Wajatama
PT Krida Upaya Tunggal
PT Laras Astra Kartika
PT Len Industri (Persero)
PT Mandiri Capital Indonesia
PT Mandiri Manajemen Investasi
PT Mandiri Tunas Finance
PT Mandiri Utama Finance
PT Marga Trans Nusantara
PT Mega Eltra
PT Menara Antam Sejahtera
PT Metra Digital Media
PT Mitra Bisnis Madani
PT Mitra Rakata
PT Mitra Tours & Travel
PT Mitra Transaksi Indonesia
PT Mitra Utama Madani
PT Mulia Sasmita Bhakti
PT Multi Sentana Baja
PT Multi Terminal Indonesia
PT Multimedia Nusantara
PT Nindya Beton
PT Nindya Karya (Persero)
PT Nuon Digital Indonesia
PT Nusa Karya Arindo
PT Nusa Pratama Property
PT Nusantara Medika Utama
PT Nusantara Regas
PT Nusantara Sebelas Medika
PT Nusantara Terminal Services
PT Nusantara Turbin Dan Propulsi
PT Paguntaka Cahaya Nusantara
PT PAL Indonesia (Persero)
PT PAL Marine Services
PT PANN Pembiayaan Maritim
PT Patra Drilling Contractor
PT Patra Logistik
PT Patra Nusa Data
PT Patra Telekomunikasi Indonesia
PT Patra Trading
PT Pegadaian
PT Pelabuhan Bukit Prima
PT Pelabuhan Indonesia (Persero)
PT Pelabuhan Indonesia I (Persero)
PT Pelabuhan Indonesia II (Persero)
PT Pelabuhan Indonesia IV (Persero)
PT Pelabuhan Indonesia Investama
PT Pelabuhan Tanjung Priok
PT Pelayanan Energi Batam
PT Pelayaran Bahtera Adhiguna

45. TRANSACTIONS WITH RELATED PARTIES *(continued)*

a. Type of relationships *(continued)*

Government entities and institutions *(continued)*
PT Krakatau National Resources
PT Krakatau Perbengkelan dan Perawatan
PT Krakatau Pipe Industries
PT Krakatau Samudera Solusi
PT Krakatau Sarana Infrastruktur
PT Krakatau Sarana Properti
PT Krakatau Steel (Persero) Tbk
PT Krakatau Tirta Industri
PT Krakatau Tirta Operasi dan Pemeliharaan
PT Krakatau Wajatama
PT Krida Upaya Tunggal
PT Laras Astra Kartika
PT Len Industri (Persero)
PT Mandiri Capital Indonesia
PT Mandiri Manajemen Investasi
PT Mandiri Tunas Finance
PT Mandiri Utama Finance
PT Marga Trans Nusantara
PT Mega Eltra
PT Menara Antam Sejahtera
PT Metra Digital Media
PT Mitra Bisnis Madani
PT Mitra Rakata
PT Mitra Tours & Travel
PT Mitra Transaksi Indonesia
PT Mitra Utama Madani
PT Mulia Sasmita Bhakti
PT Multi Sentana Baja
PT Multi Terminal Indonesia
PT Multimedia Nusantara
PT Nindya Beton
PT Nindya Karya (Persero)
PT Nuon Digital Indonesia
PT Nusa Karya Arindo
PT Nusa Pratama Property
PT Nusantara Medika Utama
PT Nusantara Regas
PT Nusantara Sebelas Medika
PT Nusantara Terminal Services
PT Nusantara Turbin Dan Propulsi
PT Paguntaka Cahaya Nusantara
PT PAL Indonesia (Persero)
PT PAL Marine Services
PT PANN Pembiayaan Maritim
PT Patra Drilling Contractor
PT Patra Logistik
PT Patra Nusa Data
PT Patra Telekomunikasi Indonesia
PT Patra Trading
PT Pegadaian
PT Pelabuhan Bukit Prima
PT Pelabuhan Indonesia (Persero)
PT Pelabuhan Indonesia I (Persero)
PT Pelabuhan Indonesia II (Persero)
PT Pelabuhan Indonesia IV (Persero)
PT Pelabuhan Indonesia Investama
PT Pelabuhan Tanjung Priok
PT Pelayanan Energi Batam
PT Pelayaran Bahtera Adhiguna

45. TRANSAKSI DENGAN PIHAK BERELASI (lanjutan)

a. Jenis hubungan (lanjutan)

Entitas dan lembaga pemerintah (lanjutan)

PT Pelindo Husada Citra
PT Pelindo Jasa Maritim
PT Pelindo Marine Service
PT Pelindo Multi Terminal
PT Pelindo Properti Indonesia
PT Pelindo Solusi Logistik
PT Pelindo Terminal Petikemas
PT Pelita Air Service
PT Pemalang Batang Tol Road
PT Penajam International Terminal
PT Pengembang Pelabuhan Indonesia
PT Pengerukan Indonesia
PT Pengusahaan Daerah Industri Pulau Batam (Persero)
PT Penjaminan Infrastruktur Indonesia (Persero)
PT Penjaminan Jamkrindo Syariah
PT Perikanan Indonesia
PT Perikanan Nusantara (Persero)
PT Perkebunan Nusantara I
PT Perkebunan Nusantara II
PT Perkebunan Nusantara III (Persero)
PT Perkebunan Nusantara IV
PT Perkebunan Nusantara VI
PT Perkebunan Nusantara VII
PT Perkebunan Nusantara VIII
PT Perkebunan Nusantara X
PT Perkebunan Nusantara XII
PT Perkebunan Nusantara XIII
PT Perkebunan Nusantara XIV
PT Permata Graha Nusantara
PT Permodalan Nasional Madani (Persero)
PT Perta Arun Gas
PT Pertagas Niaga
PT Pertamina (Persero)
PT Pertamina Bina Medika IHC
PT Pertamina Drilling Services Indonesia
PT Pertamina EP
PT Pertamina Gas
PT Pertamina Hulu Indonesia
PT Pertamina Hulu Kalimantan Timur
PT Pertamina Hulu Mahakam
PT Pertamina Hulu Rokan
PT Pertamina International Shipping
PT Pertamina Lubricants
PT Pertamina Maintenance and Construction
PT Pertamina Marine Solutions
PT Pertamina Patra Niaga
PT Pertamina Pedeve Indonesia
PT Pertamina Power Indonesia
PT Pertamina Retail
PT Pertamina Training & Consulting
PT Pertamina Trans Kontinental
PT Pertani (Persero)
PT Peruri Digital Security
PT Peruri Properti
PT Peruri Wira Timur

45. TRANSACTIONS WITH RELATED PARTIES *(continued)*

a. Type of relationships *(continued)*

Government entities and institutions *(continued)*

PT Pelindo Husada Citra
PT Pelindo Jasa Maritim
PT Pelindo Marine Service
PT Pelindo Multi Terminal
PT Pelindo Properti Indonesia
PT Pelindo Solusi Logistik
PT Pelindo Terminal Petikemas
PT Pelita Air Service
PT Pemalang Batang Tol Road
PT Penajam International Terminal
PT Pengembang Pelabuhan Indonesia
PT Pengerukan Indonesia
PT Pengusahaan Daerah Industri Pulau Batam (Persero)
PT Penjaminan Infrastruktur Indonesia (Persero)
PT Penjaminan Jamkrindo Syariah
PT Perikanan Indonesia
PT Perikanan Nusantara (Persero)
PT Perkebunan Nusantara I
PT Perkebunan Nusantara II
PT Perkebunan Nusantara III (Persero)
PT Perkebunan Nusantara IV
PT Perkebunan Nusantara VI
PT Perkebunan Nusantara VII
PT Perkebunan Nusantara VIII
PT Perkebunan Nusantara X
PT Perkebunan Nusantara XII
PT Perkebunan Nusantara XIII
PT Perkebunan Nusantara XIV
PT Permata Graha Nusantara
PT Permodalan Nasional Madani (Persero)
PT Perta Arun Gas
PT Pertagas Niaga
PT Pertamina (Persero)
PT Pertamina Bina Medika IHC
PT Pertamina Drilling Services Indonesia
PT Pertamina EP
PT Pertamina Gas
PT Pertamina Hulu Indonesia
PT Pertamina Hulu Kalimantan Timur
PT Pertamina Hulu Mahakam
PT Pertamina Hulu Rokan
PT Pertamina International Shipping
PT Pertamina Lubricants
PT Pertamina Maintenance and Construction
PT Pertamina Marine Solutions
PT Pertamina Patra Niaga
PT Pertamina Pedeve Indonesia
PT Pertamina Power Indonesia
PT Pertamina Retail
PT Pertamina Training & Consulting
PT Pertamina Trans Kontinental
PT Pertani (Persero)
PT Peruri Digital Security
PT Peruri Properti
PT Peruri Wira Timur

45. TRANSAKSI DENGAN PIHAK BERELASI (lanjutan)

a. Jenis hubungan (lanjutan)

Entitas dan lembaga pemerintah (lanjutan)
PT Perusahaan Pengelola Aset (Persero)
PT Perusahaan Perdagangan Indonesia
PT Pesonna Indonesia Jaya
PT Pesonna Optima Jasa
PT Peteka Karya Tirta
PT Petrosida Gresik
PT Pelita Indonesia Djaya
PT PG Rajawali II
PT PGAS Telekomunikasi Nusantara
PT Phapros Tbk
PT PIM Prima Medika
PT Pindad (Persero)
PT Pindad Abhipraya Santosa
PT Pindad Enjiniring Indonesia
PT Pindad International Logistic
PT Pindad Medika Utama
PT PLN Energi Gas
PT PLN Energi Primer Indonesia
PT PLN Nusantara Power
PT PLN Nusantara Renewables
PT PNM Investment Management
PT PNM Ventura Syariah
PT PNM Venture Capital
PT Pos Indonesia (Persero)
PT Pos Logistik Indonesia
PT Pos Properti Indonesia
PT PP (Persero) Tbk
PT PP Infrastruktur
PT PP Presisi Tbk
PT PP Properti Tbk
PT PP Semarang Demak
PT PP Sinergi Banjaratma
PT PP Tirta Riau
PT PP Urban
PT PPRO Sampurna Jaya
PT Pratama Mitra Sejati
PT Prima Armada Raya
PT Prima Husada Cipta Medan
PT Prima Indonesia Logistik
PT Prima Layanan Nasional Enjiniring
PT Prima Medica Nusantara
PT Prima Multi Terminal
PT Prima Pengembangan Kawasan
PT Produksi Film Negara (Persero)
PT Pupuk Indonesia (Persero)
PT Pupuk Indonesia Niaga
PT Pupuk Iskandar Muda
PT Pupuk Kalimantan Timur
PT Pupuk Kujang Cikampek
PT Pupuk Sriwidjaja
PT Rajawali Citramass
PT Rajawali Nusantara Indonesia (Persero)
PT Rajawali Nusindo
PT Rajawali Tanjungsari Enjiniring
PT Reasuransi Indonesia Utama (Persero)
PT Reasuransi Nasional Indonesia
PT Reasuransi Syariah Indonesia
PT Rekayasa Engineering

45. TRANSACTIONS WITH RELATED PARTIES *(continued)*

a. Type of relationships *(continued)*

Government entities and institutions *(continued)*
PT Perusahaan Pengelola Aset (Persero)
PT Perusahaan Perdagangan Indonesia
PT Pesonna Indonesia Jaya
PT Pesonna Optima Jasa
PT Peteka Karya Tirta
PT Petrosida Gresik
PT Pelita Indonesia Djaya
PT PG Rajawali II
PT PGAS Telekomunikasi Nusantara
PT Phapros Tbk
PT PIM Prima Medika
PT Pindad (Persero)
PT Pindad Abhipraya Santosa
PT Pindad Enjiniring Indonesia
PT Pindad International Logistic
PT Pindad Medika Utama
PT PLN Energi Gas
PT PLN Energi Primer Indonesia
PT PLN Nusantara Power
PT PLN Nusantara Renewables
PT PNM Investment Management
PT PNM Ventura Syariah
PT PNM Venture Capital
PT Pos Indonesia (Persero)
PT Pos Logistik Indonesia
PT Pos Properti Indonesia
PT PP (Persero) Tbk
PT PP Infrastruktur
PT PP Presisi Tbk
PT PP Properti Tbk
PT PP Semarang Demak
PT PP Sinergi Banjaratma
PT PP Tirta Riau
PT PP Urban
PT PPRO Sampurna Jaya
PT Pratama Mitra Sejati
PT Prima Armada Raya
PT Prima Husada Cipta Medan
PT Prima Indonesia Logistik
PT Prima Layanan Nasional Enjiniring
PT Prima Medica Nusantara
PT Prima Multi Terminal
PT Prima Pengembangan Kawasan
PT Produksi Film Negara (Persero)
PT Pupuk Indonesia (Persero)
PT Pupuk Indonesia Niaga
PT Pupuk Iskandar Muda
PT Pupuk Kalimantan Timur
PT Pupuk Kujang Cikampek
PT Pupuk Sriwidjaja
PT Rajawali Citramass
PT Rajawali Nusantara Indonesia (Persero)
PT Rajawali Nusindo
PT Rajawali Tanjungsari Enjiniring
PT Reasuransi Indonesia Utama (Persero)
PT Reasuransi Nasional Indonesia
PT Reasuransi Syariah Indonesia
PT Rekayasa Engineering

45. TRANSAKSI DENGAN PIHAK BERELASI (lanjutan)

a. Jenis hubungan (lanjutan)

Entitas dan lembaga pemerintah (lanjutan)

PT Rekayasa Industri
PT Reska Multi Usaha
PT Riset Perkebunan Nusantara
PT Rolas Nusantara Medika
PT Rumah Sakit Pelabuhan
PT Rumah Sakit Pelni
PT Sahung Brantas Energi
PT Saka Energi Indonesia
PT Sang Hyang Seri
PT Sarana Aceh Ventura
PT Sarana Bandar Nasional
PT Sarana Jakarta Ventura
PT Sarana Jambi Ventura
PT Sarana Jatim Ventura
PT Sarana Kalbar Ventura
PT Sarana Kalteng Ventura
PT Sarana Kaltim Ventura
PT Sarana Multi Infrastruktur (Persero)
PT Sarana Multigriya Finansial (Persero)
PT Sei Mangkei Nusantara Tiga
PT Semen Baturaja (Persero) Tbk
PT Semen Indonesia (Persero) Tbk
PT Semen Indonesia Beton
PT Semen Indonesia Logistik
PT Semen Padang
PT Senggigi Pratama Internasional
PT Sepatim Batamtama
PT Sigma Cipta Caraka
PT Sigma Cipta Utama
PT Sigma Mitra Sejati
PT Sinergi Colomadu
PT Sinergi Gula Nusantara
PT Sinergi Mitra Investama
PT Sinergi Mitra Lestari Indonesia
PT Sinkona Indonesia Lestari
PT Solusi Bangun Beton
PT Solusi Bangun Indonesia Tbk
PT Solusi Bangun Andalas
PT Sri Pamela Medika Nusantara
PT Sucofindo
PT Sucofindo Advisory Utama
PT Sucofindo Episi
PT Sumberdaya Arindo
PT Surabaya Industrial Estate Rungkut
PT Surveyor Indonesia (Persero)
PT Surya Energi Indotama
PT Swadharma Sarana Informatika
PT Taman Wisata Candi Borobudur, Prambanan, & Ratu Boko
PT Tanjung Emas Daya Sejahtera
PT Taspen (Persero)
PT Taspen Abadi Sentosa
PT Telekomunikasi Selular
PT Telemedia Dinamika Sarana
PT Telkom Akses
PT Telkom Indonesia (Persero) Tbk
PT Telkom Satelit Indonesia

45. TRANSACTIONS WITH RELATED PARTIES (continued)

a. Type of relationships (continued)

***Government entities and institutions** (continued)*

PT Rekayasa Industri
PT Reska Multi Usaha
PT Riset Perkebunan Nusantara
PT Rolas Nusantara Medika
PT Rumah Sakit Pelabuhan
PT Rumah Sakit Pelni
PT Sahung Brantas Energi
PT Saka Energi Indonesia
PT Sang Hyang Seri
PT Sarana Aceh Ventura
PT Sarana Bandar Nasional
PT Sarana Jakarta Ventura
PT Sarana Jambi Ventura
PT Sarana Jatim Ventura
PT Sarana Kalbar Ventura
PT Sarana Kalteng Ventura
PT Sarana Kaltim Ventura
PT Sarana Multi Infrastruktur (Persero)
PT Sarana Multigriya Finansial (Persero)
PT Sei Mangkei Nusantara Tiga
PT Semen Baturaja (Persero) Tbk
PT Semen Indonesia (Persero) Tbk
PT Semen Indonesia Beton
PT Semen Indonesia Logistik
PT Semen Padang
PT Senggigi Pratama Internasional
PT Sepatim Batamtama
PT Sigma Cipta Caraka
PT Sigma Cipta Utama
PT Sigma Mitra Sejati
PT Sinergi Colomadu
PT Sinergi Gula Nusantara
PT Sinergi Mitra Investama
PT Sinergi Mitra Lestari Indonesia
PT Sinkona Indonesia Lestari
PT Solusi Bangun Beton
PT Solusi Bangun Indonesia Tbk
PT Solusi Bangun Andalas
PT Sri Pamela Medika Nusantara
PT Sucofindo
PT Sucofindo Advisory Utama
PT Sucofindo Episi
PT Sumberdaya Arindo
PT Surabaya Industrial Estate Rungkut
PT Surveyor Indonesia (Persero)
PT Surya Energi Indotama
PT Swadharma Sarana Informatika
PT Taman Wisata Candi Borobudur, Prambanan, & Ratu Boko
PT Tanjung Emas Daya Sejahtera
PT Taspen (Persero)
PT Taspen Abadi Sentosa
PT Telekomunikasi Selular
PT Telemedia Dinamika Sarana
PT Telkom Akses
PT Telkom Indonesia (Persero) Tbk
PT Telkom Satelit Indonesia

45. TRANSAKSI DENGAN PIHAK BERELASI (lanjutan)

a. Jenis hubungan (lanjutan)

Entitas dan lembaga pemerintah (lanjutan)

PT Telkomsel Ekosistem Digital
PT Telkomsel Mitra Inovasi
PT Terang Wahana Hijau
PT Terminal Petikemas Surabaya
PT Terminal Teluk Lamong
PT Timah Karya Persada Properti
PT Timah Tbk
PT Tirta Tangsel Mandiri
PT Tracon Industri
PT Trans Jawa Paspro Jalan Tol
PT Tugu Pratama Interindo
PT Tugu Reasuransi Indonesia
PT Tusam Hutani Lestari
PT United Tractors Semen Gresik
PT Usaha Gedung Mandiri
PT Varia Usaha Bahari
PT Varia Usaha Beton
PT Varia Usaha Dharma Segara
PT Varia Usaha Lintas Segara
PT Wahana Optima Permai
PT Waskita Beton Precast Tbk
PT Waskita Karya (Persero) Tbk
PT Waskita Karya Infrastruktur
PT Waskita Modern Realti
PT Waskita Toll Road
PT Widya Tirta Selaras
PT Wijaya Karya (Persero) Tbk
PT Wijaya Karya Bangunan Gedung Tbk
PT Wijaya Karya Beton Tbk
PT Wijaya Karya Bitumen
PT Wijaya Karya Industri dan Konstruksi
PT Wijaya Karya Komponen Beton
PT Wijaya Karya Pracetak Gedung
PT Wijaya Karya Realty
PT Wijaya Karya Rekayasa Konstruksi
PT Wijaya Karya Serang Panimbang
PT Yodya Karya

Pengendalian kegiatan Bank

Karyawan kunci

45. TRANSACTIONS WITH RELATED PARTIES (continued)

a. Type of relationships (continued)

***Government entities and institutions** (continued)*

PT Telkomsel Ekosistem Digital
PT Telkomsel Mitra Inovasi
PT Terang Wahana Hijau
PT Terminal Petikemas Surabaya
PT Terminal Teluk Lamong
PT Timah Karya Persada Properti
PT Timah Tbk
PT Tirta Tangsel Mandiri
PT Tracon Industri
PT Trans Jawa Paspro Jalan Tol
PT Tugu Pratama Interindo
PT Tugu Reasuransi Indonesia
PT Tusam Hutani Lestari
PT United Tractors Semen Gresik
PT Usaha Gedung Mandiri
PT Varia Usaha Bahari
PT Varia Usaha Beton
PT Varia Usaha Dharma Segara
PT Varia Usaha Lintas Segara
PT Wahana Optima Permai
PT Waskita Beton Precast Tbk
PT Waskita Karya (Persero) Tbk
PT Waskita Karya Infrastruktur
PT Waskita Modern Realti
PT Waskita Toll Road
PT Widya Tirta Selaras
PT Wijaya Karya (Persero) Tbk
PT Wijaya Karya Bangunan Gedung Tbk
PT Wijaya Karya Beton Tbk
PT Wijaya Karya Bitumen
PT Wijaya Karya Industri dan Konstruksi
PT Wijaya Karya Komponen Beton
PT Wijaya Karya Pracetak Gedung
PT Wijaya Karya Realty
PT Wijaya Karya Rekayasa Konstruksi
PT Wijaya Karya Serang Panimbang
PT Yodya Karya

Control on Bank's activities

Key employees

45. TRANSAKSI DENGAN PIHAK BERELASI (lanjutan)

45. TRANSACTIONS WITH RELATED PARTIES *(continued)*

b. Transaksi dengan pihak berelasi

Dalam kegiatan perbankan, Bank melakukan transaksi dengan pihak berelasi sebagai berikut:

b. Transactions with related parties

For banking activities, the Bank has performed the following transactions with related parties as follows:

	31 Desember/ *December* 2025	**31 Desember/ *December* 2024**	
Aset			*Assets*
Giro dan penempatan pada bank lain (Catatan 6)			*Current accounts and placements with other banks (Note 6)*
Pemegang saham pengendali	45,330	57,913	*Controlling shareholders*
Pemegang saham	82,199	70,636	*Shareholders*
	127,529	128,549	
Investasi pada surat berharga (Catatan 7)			*Investments in marketable securities (Note 7)*
Pemegang saham utama	38,332,450	37,381,958	*Ultimate shareholders*
Pemegang saham pengendali	118,522	113,886	*Controlling shareholders*
Pemegang saham	40,836	79,568	*Shareholders*
Entitas dan lembaga pemerintah	479,392	542,225	*Government entities and institutions*
	38,971,200	38,117,637	
Tagihan akseptasi (Catatan 8)			*Acceptance receivables (Note 8)*
Pemegang saham pengendali	32,769	31,564	*Controlling shareholders*
Pemegang saham	5,136	10,868	*Shareholders*
Entitas dan lembaga pemerintah	67,772	130,019	*Government entities and institutions*
	105,677	172,451	
Piutang *murabahah* (Catatan 9)			*Murabahah receivables (Note 9)*
Entitas dan lembaga pemerintah	16,225	43,504	*Government entities and institutions*
Karyawan kunci	37,578	23,379	*Key employees*
	53,803	66,883	
Pinjaman *qardh* (Catatan 10)			*Funds of qardh (Note 10)*
Pemegang saham utama	254,164	-	*Ultimate shareholders*
Entitas dan lembaga pemerintah	262,324	908,077	*Government entities and institutions*
Karyawan kunci	4,021	2,705	*Key employees*
	520,509	910,782	
Pembiayaan *mudharabah* (Catatan 11)			*Mudharabah financing (Note 11)*
Entitas dan lembaga pemerintah	2,000,000	2,000,000	*Government entities and institutions*
Pembiayaan *musyarakah* (Catatan 12)			*Musyarakah financing (Note 12)*
Entitas dan lembaga pemerintah	26,051,089	26,065,721	*Government entities and institutions*
Karyawan kunci	89,199	76,829	*Key employees*
	26,140,288	26,142,550	
Jumlah aset dari pihak berelasi	67,919,006	67,538,852	***Total assets from related parties***
Jumlah aset	456,192,606	408,613,432	*Total assets*
Persentase jumlah aset dari pihak berelasi terhadap jumlah aset	14.89%	16.53%	***Percentage of total assets from related parties to total assets***

45. TRANSAKSI DENGAN PIHAK BERELASI (lanjutan)

b. Transaksi dengan pihak berelasi (lanjutan)

Dalam kegiatan perbankan, Bank melakukan transaksi dengan pihak berelasi sebagai berikut: (lanjutan)

45. TRANSACTIONS WITH RELATED PARTIES *(continued)*

b. Transaction with related parties *(continued)*

For banking activities, the Bank has performed the following transactions with related parties as follows: (continued)

	31 Desember/ *December* 2025	**31 Desember/ *December* 2024**	
Liabilitas			*Liabilities*
Liabilitas segera (Catatan 16)			*Obligations due immediately (Note 16)*
Entitas dan lembaga pemerintah	9,601	11,156	*Government entities and institutions*
Pemegang saham pengendali	-	1,662	*Controlling shareholders*
	9,601	12,818	
Simpanan *wadiah*			*Wadiah deposits*
Giro *wadiah* (Catatan 18)			*Wadiah demand deposits (Note 18)*
Pemegang saham utama	1,576,032	1,324,124	*Ultimate shareholders*
Pemegang saham	17,488	372	*Shareholders*
Entitas dan lembaga pemerintah	1,316,887	1,562,248	*Government entities and institutions*
Karyawan kunci	212	101	*Key employees*
	2,910,619	2,886,845	
Tabungan *wadiah* (Catatan 19)			*Wadiah savings deposits (Note 19)*
Pemegang Saham	2	-	*Shareholders*
Entitas dan lembaga pemerintah	2,633	6,077	*Government entities and institutions*
Karyawan kunci	14,835	7,824	*Key employees*
	17,470	13,901	
Jumlah simpanan *wadiah*	2,928,089	2,900,746	*Total wadiah deposits*
Simpanan dari bank lain (Catatan 20)			*Deposits from other banks (Note 20)*
Giro *wadiah*			*Wadiah demand deposits*
Pemegang saham	56	81	*Shareholders*
Entitas dan lembaga pemerintah	1,119	1,288	*Government entities and institutions*
	1,175	1,369	
Sertifikat Pengelolaan Dana Berdasarkan Prinsip Syariah Antarbank ("SIPA")			*Sharia Compliant Interbank Fund Management Certificate ("SIPA")*
Pemegang saham pengendali	-	200,834	*Controlling shareholders*
Jumlah simpanan bank lain	1,175	202,203	*Total deposits from other banks*
Liabilitas akseptasi			*Acceptance liabilities*
Pemegang saham pengendali	55,777	65,402	*Controlling shareholders*
Pemegang saham	97,425	14,205	*Shareholders*
Entitas dan lembaga pemerintah	41,422	32,746	*Government entities and institutions*
	194,624	112,353	
Liabilitas imbalan kerja			*Employee benefit liablities*
Karyawan kunci	23,215	29,680	*Key employees*
Jumlah liabilitas dari pihak berelasi	3,156,704	3,257,800	***Total liabilities from related parties***
Jumlah liabilitas	104,929,242	102,281,321	*Total liabilities*
Persentase jumlah liabilitas dari pihak berelasi terhadap jumlah liabilitas	3.01%	3.19%	***Percentage of total liabilities from related parties to total liabilities***

45. TRANSAKSI DENGAN PIHAK BERELASI (lanjutan)

b. Transaksi dengan pihak berelasi (lanjutan)

Dalam kegiatan perbankan, Bank melakukan transaksi dengan pihak berelasi sebagai berikut: (lanjutan)

45. TRANSACTIONS WITH RELATED PARTIES *(continued)*

b. Transaction with related parties *(continued)*

For banking activities, the Bank has performed the following transactions with related parties as follows: (continued)

	31 Desember/ *December* 2025	**31 Desember/ *December* 2024**	
Dana *syirkah* temporer			*Temporary syirkah funds*
Giro *mudharabah* (Catatan 24)			*Mudharabah demand deposits (Note 24)*
Pemegang saham utama	2,968,277	5,977,295	*Ultimate shareholders*
Pemegang saham	104,226	25,542	*Shareholders*
Entitas dan lembaga pemerintah	16,212,011	13,811,052	*Government entities and institutions*
	19,284,514	19,813,889	
Tabungan *mudharabah* (Catatan 25)			*Mudharabah savings deposits (Note 25)*
Pemegang saham	102	-	*Shareholders*
Entitas dan lembaga pemerintah	1,017,825	338,761	*Government entities and institutions*
Karyawan kunci	90,246	37,007	*Key employees*
	1,108,173	375,768	
Deposito *mudharabah* (Catatan 26)			*Mudharabah time deposits (Note 26)*
Pemegang saham utama	10,000,000	-	*Ultimate Shareholders*
Pemegang saham	185,220	29,200	*Shareholders*
Entitas dan lembaga pemerintah	36,843,756	38,037,617	*Government entities and institutions*
Karyawan kunci	39,316	55,652	*Key employees*
	47,068,292	38,122,469	
Sertifikat Investasi *Mudharabah* Antarbank ("SIMA") (Catatan 27)			*Interbank Mudharabah Investment Certificate ("SIMA") (Note 27)*
Pemegang saham pengendali	450,000	482,850	*Controlling shareholders*
Pemegang saham	100,000	402,375	*Shareholders*
	550,000	885,225	
Sukuk *mudharabah* diterbitkan (Catatan 28)			*Issued mudharabah sukuk (Note 28)*
Pemegang saham pengendali	100,000	50,000	*Controlling shareholders*
Pemegang saham	360,500	34,500	*Shareholders*
Entitas dan lembaga pemerintah	747,000	281,000	*Government entities and institutions*
	1,207,500	365,500	
Sukuk *mudharabah* subordinasi (Catatan 29)			*Subordinated sukuk mudharabah (Note 29)*
Entitas dan lembaga pemerintah	55,000	60,000	*Government entities and institutions*
Jumlah dana *syirkah* temporer dari pihak berelasi	69,273,479	59,622,851	***Total temporary syirkah funds from related parties***
Jumlah dana *syirkah* temporer	299,310,490	261,290,539	*Total temporary syirkah funds*
Persentase jumlah dana *syirkah* temporer dari pihak berelasi terhadap jumlah dana *syirkah* temporer	23.14%	22.82%	***Percentage of total temporary syirkah funds from related parties to total temporary syirkah funds***

Gaji dan tunjangan, bonus kinerja, imbalan jangka panjang untuk Dewan Komisaris dan Direksi untuk periode yang berakhir pada tanggal 31 Desember 2025 dan 2024 sebesar Rp199.730 dan Rp174.879 atau 1,46% dan 1,48% dari jumlah beban operasional.

Salaries and allowances, performance based bonus, long-term benefits for the Board of Commissioners and the Board of Directors for the period ended 31 December 2025 and 2024 are Rp199,730 and Rp174,879 or 1.46% and 1.48% of total operating expenses.

46. MANAJEMEN RISIKO

Bank dalam menjalankan usahanya senantiasa dihadapkan pada berbagai risiko. Perkembangan yang pesat pada lingkungan eksternal dan internal Bank juga menyebabkan risiko yang dihadapi Bank menjadi semakin kompleks. Maka dari itu, agar dapat beradaptasi dan mampu bersaing dalam lingkungan bisnis, Bank dituntut untuk mampu menerapkan manajemen risiko yang andal dan sistematis. Prinsip-prinsip manajemen risiko yang diterapkan harus dapat mendukung Bank untuk lebih berhati-hati seiring dengan perkembangan kegiatan usaha dan operasional perbankan yang semakin maju.

a. Risiko kredit

Risiko kredit adalah risiko akibat kegagalan nasabah atau pihak lain dalam memenuhi kewajiban kepada Bank sesuai dengan perjanjian yang disepakati, termasuk risiko kredit akibat kegagalan debitur, risiko konsentrasi kredit (*counterparty credit risk*), risiko kredit akibat kegagalan penyelesaian (*settlement risk*) dan risiko kredit akibat *country risk*.

Pengelolaan risiko kredit yang dilakukan Bank antara lain dengan meningkatkan keseimbangan antara ekspansi pembiayaan yang sehat dan pengelolaan pembiayaan dengan memperhatikan prinsip prudensialitas agar terhindar dari penurunan kualitas pembiayaan. Selain itu, Bank juga berupaya untuk mengurangi eksposur risiko kredit, di antaranya melalui berbagai langkah mitigasi risiko kredit dengan menggunakan sejumlah teknik seperti agunan dan jaminan pihak ketiga.

Bank melakukan pengelolaan risiko kredit melalui:

a. Pembiayaan *Wholesale*
   1. Perencanaan Pembiayaan
      a) *Setting risk* koridor
      b) *Anchor client* dan *client tiering*
      c) Manajemen limit dan manajemen *pipeline*
      d) *Portfolio guideline*
   2. Proses Akuisisi
      a) Proses analisa nasabah yang komprehensif
      b) *Assessment* risiko nasabah pembiayaan *wholesale* melalui *financing risk rating*
      c) Implementasi *four eyes principle*
      d) Pemahaman dan penguasaan proses bisnis
      e) *Risk mitigation* melalui *term & condition* dan *covenant*

46. RISK MANAGEMENT

In running its business, the Bank is always faced with various risks. Rapid developments in the Bank's external and internal environment have also caused the risks faced by the Bank to become increasingly complex. Therefore, in order to be able to adapt and be able to compete in the business environment, the Bank is required to be able to implement reliable and systematic risk management. The applied risk management principles must be able to support the Bank in being more prudent in line with the increasingly advanced developments in business activities and banking operations.

a. Credit risk

Credit risk is the risk arising from the failure of customers or other parties to fulfill their obligations to the Bank as per the agreed contract, including credit risk due to debtor failure, counterparty credit risk, settlement risk, and credit risk due to country risk.

The credit risk management carried out by the Bank are by improving the balance between healthy financing expansion and financing management by taking into account the principle of prudentiality to avoid a decrease in the quality of financing. In addition, the Bank also seeks to reduce credit risk exposure through various credit risk mitigation by using a number of techniques, such as collateral and third party guarantees.

The Bank manages credit risk by:

a. Wholesale Financing
   1. Financing Planning
      a) Setting risk corridor
      b) Anchor client and client tiering
      c) Limit and pipeline management
      d) Portfolio guideline
   2. Acquisition Process
      a) Comprehensive customer's due diligence
      b) Risk assessment for wholesale financing customers through financing risk rating
      c) Implementation four eyes principle
      d) Understanding and mastery of business process
      e) Risk mitigation by term & condition and covenant

46. MANAJEMEN RISIKO (lanjutan)

a. Risiko kredit (lanjutan)

Bank melakukan pengelolaan risiko kredit melalui: (lanjutan)

a. Pembiayaan *Wholesale* (lanjutan)
   3. Pemeliharaan & Pemantauan Intensif
      a) *Monitoring portfolio mix*
      b) *Account mapping* dan klasifikasi risiko
      c) Reviu tahunan
      d) *Watchlist alert*
      e) Evaluasi *Financing Risk Rating*
      f) Evaluasi Cadangan Kerugian Penurunan Nilai ("CKPN")
      g) Pemantauan pemenuhan *covenant*
      h) Pemantauan *second way out*
      i) Evaluasi *Portfolio Guidline*

   4. *Optimal Collection & Recovery*
      a) Restrukturisasi
      b) Pemetaan nasabah sesuai kuadran dan penetapan strategi serta *action plan*
      c) Penyiapan infrastruktur & sistem *Collection & Recovery*
      d) Pemantauan *NPF* dan *Write Off*
      e) Program *Booster Collection & Recovery*

b. Pembiayaan Ritel
   1. Perencanaan Pembiayaan
      a) Fokus segmen & penetapan *targeted customer*
      b) Penetapan RAC & fitur produk
      c) Program produk
      d) *Portfolio Guideline*

   2. Proses Akuisisi
      a) Memastikan akuisisi nasabah sesuai target pasar, fitur produk dan RAC
      b) *Assessment* risiko nasabah pembiayaan ritel melalui *scoring*
      c) Implementasi *four eyes principle*
      d) Proses verifikasi*:* pendapatan*,* dokumen dan nasabah
      e) Implementasi *scoring model*

   3. Pemeliharaan & Pemantauan Intensif
      a) Pemantauan portofolio dan kualitas
      b) Reviu *Watchlist* dan reviu tahunan (batas SME > Rp5.000)
      c) Pemeliharaan *Scoring System*
      d) Pemantauan *post transaction*: *covenant, second way out, committed to payroll*, Perjanjian Kerjasama *Non-payroll*, hasil *welcoming call*
      e) Evaluasi *scoring model*
      f) Evaluasi *Portfolio Guidline*

***46. RISK MANAGEMENT** (continued)*

***a. Credit risk** (continued)*

The Bank manages credit risk by: (continued)

a. Wholesale Financing (continued)
   3. Maintenance & Intensive Monitoring
      a) Portfolio mix monitoring
      b) Mapping account and risk classification
      c) Annual review
      d) Watchlist alert
      e) Financing Risk Rating Evaluation
      f) Allowance for Impairment Losses ("CKPN") Evaluation
      g) Covenant fulfillment monitoring
      h) Second way out monitoring
      i) Portfolio Guidline Evaluation

   4. Optimal Collection & Recovery
      a) Restructuring
      b) Customer mapping based on quadrants and setting strategy as well as action plan
      c) Preparation of Collection & Recovery infrastructure & systems
      d) NPF and Write Off monitoring
      e) Booster Collection & Recovery Program

b. Retail Financing
   1. Financing Planning
      a) Segment focus & determined targeted customer
      b) RAC & product features setting
      c) Product program
      d) Portfolio Guideline

   2. Acquisition Process
      a) Ensuring customer acquisition based on target market, product features and RAC
      b) Risk assessment for retail financing customers through scoring
      c) The four eyes principle implementation
      d) Verification process: income, document and customer
      e) Scoring model implementation

   3. Maintenance & Intensive Monitoring
      a) Portfolio and quality monitoring
      b) Watchlist review and annual review (SME limit > Rp5,000)
      c) Scoring System maintenance
      d) Post transaction monitoring: covenant, second way out, committed to payroll, Non-Payroll Cooperation Agreement, welcoming call result
      e) Scoring model evaluation
      f) Portfolio Guidline Evaluation

46. MANAJEMEN RISIKO (lanjutan)

a. Risiko kredit (lanjutan)

Bank melakukan pengelolaan risiko kredit melalui: (lanjutan)

b. Pembiayaan Ritel (lanjutan)

4. *Optimal Collection & Recovery*
   a) Restrukturisasi
   b) *Mobile Collection*
   c) *Enchancement* sistem *collection*
   d) Pemantauan NPF dan WO
   e) Program *Booster Collection & Recovery*
   f) Pemantauan Sistem Klaim & Subrogasi

(i) Kualitas aset keuangan

Tabel di bawah menunjukkan kualitas aset keuangan berdasarkan golongan aset untuk semua aset keuangan yang mempunyai risiko kredit (diluar cadangan kerugian penurunan nilai):

***46. RISK MANAGEMENT** (continued)*

***a. Credit risk** (continued)*

The Bank manages credit risk by: (continued)

b. Retail Financing (continued)

4. Optimal Collection & Recovery
   a) Restructuring
   b) Mobile Collection
   c) Enhancement collection system
   d) NPF and WO monitoring
   e) Booster Collection & Recovery program
   f) Claim & Subrogation Monitoring System

(i) Financial assets quality

The following tables show the quality of financial assets by asset class for all financial assets exposed by credit risk (excluding allowance for impairment losses):

	31 Desember/*December* 2025					
	Belum jatuh tempo atau tidak mengalami penurunan nilai/*Neither past due nor impaired*		Telah jatuh tempo tetapi tidak mengalami penurunan nilai/ *Past due but not impaired*	Mengalami penurunan nilai/ *Impaired*	Jumlah/ *Total*	
	Tingkat tinggi/ *High grade*	Tingkat standar/ *Standard grade*				
Aset						***Assets***
Giro dan penempatan pada Bank Indonesia	51,603,043	-	-	-	51,603,043	*Current accounts and placements with Bank Indonesia*
Giro dan penempatan pada bank lain	4,568,449	-	-	-	4,568,449	*Current accounts and placements with other banks*
Investasi pada surat berharga	59,682,602	-	-	-	59,682,602	*Investments in marketable securities*
Tagihan akseptasi	693,116	-	-	-	693,116	*Acceptance receivables*
Piutang *murabahah*	134,680,584	8,697,956	2,304,607	3,645,007	149,328,154	*Murabahah receivables*
Piutang *istishna*	-	-	-	-	-	*Istishna receivables*
Piutang *ijarah*	145,398	5,165	2,418	13,518	166,499	*Ijarah receivables*
Pinjaman *qardh*	16,692,305	700,948	50,358	278,317	17,721,928	*Funds of qardh*
Pembiayaan *mudharabah*	2,864,007	-	-	25,302	2,889,309	*Mudharabah financing*
Pembiayaan *musyarakah*	131,306,076	8,714,677	3,072,139	1,778,882	144,871,774	*Musyarakah financing*
Aset lain-lain*)	1,196,439	74,128	16,331	-	1,286,898	*Other assets*[*)]
	403,432,019	18,192,874	5,445,853	5,741,026	432,811,772	

	31 Desember/*December* 2024					
	Belum jatuh tempo atau tidak mengalami penurunan nilai/*Neither past due nor impaired*		Telah jatuh tempo tetapi tidak mengalami penurunan nilai/ *Past due but not impaired*	Mengalami penurunan nilai/ *Impaired*	Jumlah/ *Total*	
	Tingkat tinggi/ *High grade*	Tingkat standar/ *Standard grade*				
Aset						***Assets***
Giro dan penempatan pada Bank Indonesia	49,966,279	-	-	-	49,966,279	*Current accounts and placements with Bank Indonesia*
Giro dan penempatan pada bank lain	3,880,874	-	-	-	3,880,874	*Current accounts and placements with other banks*
Investasi pada surat berharga	62,251,806	-	-	-	62,251,806	*Investments in marketable securities*
Tagihan akseptasi	185,145	-	-	-	185,145	*Acceptance receivables*
Piutang *murabahah*	136,369,827	2,438,836	2,156,308	3,307,563	144,272,534	*Murabahah receivables*
Piutang *istishna*	11	-	-	-	11	*Istishna receivables*
Piutang *ijarah*	166,065	2,657	2,220	17,419	188,361	*Ijarah receivables*
Pinjaman *qardh*	12,997,531	455,249	43,157	277,847	13,773,784	*Funds of qardh*
Pembiayaan *mudharabah*	2,869,536	-	-	67,543	2,937,079	*Mudharabah financing*
Pembiayaan *musyarakah*	102,812,355	6,991,160	2,791,965	1,591,738	114,187,218	*Musyarakah financing*
Aset lain-lain*)	1,221,765	37,634	11,361	-	1,270,760	*Other assets*[*)]
	372,721,194	9,925,536	5,005,011	5,262,110	392,913,851	

*) Aset lain-lain terdiri atas piutang pendapatan yang masih akan diterima

*) *Other assets consist of income receivables*

46. MANAJEMEN RISIKO (lanjutan)

a. Risiko kredit (lanjutan)

(i) Kualitas aset keuangan (lanjutan)

Kualitas aset keuangan didefinisikan sebagai berikut:

Tingkat tinggi

(a) Giro dan penempatan pada Bank Indonesia, giro dan penempatan pada bank lain yaitu giro atau penempatan pada institusi Pemerintah, institusi Pemerintah Daerah, bank yang terdaftar di bursa serta transaksi dengan bank yang memiliki reputasi baik dengan tingkat kemungkinan gagal bayar atas kewajiban yang rendah.
(b) Investasi pada surat berharga yaitu surat berharga yang diterbitkan oleh Pemerintah, efek-efek dan obligasi yang termasuk dalam *investment grade* dengan *rating* minimal idBBB (Pefindo), BBB+ (S&P), Baa1 (Moody's) atau BBB+ (Fitch).
(c) Pembiayaan, piutang, dan pinjaman yaitu pembiayaan, piutang, dan pinjaman kepada debitur dengan riwayat pembayaran yang sangat baik dan tidak pernah menunggak sepanjang jangka waktu pembiayaan dan debitur dengan riwayat tidak pernah direstrukturisasi.
(d) Aset lain-lain yaitu piutang kepada Pemerintah (termasuk Bank Indonesia) atau Pemerintah Daerah seperti piutang pendapatan yang masih akan diterima.

Tingkat standar

(a) Giro dan penempatan pada bank lain yaitu giro atau penempatan pada bank yang tidak terdaftar di bursa.

(b) Investasi pada surat berharga yaitu surat berharga yang termasuk dalam *non-investment grade* dengan rating minimal idBB (Pefindo), BBB- (S&P), Baa3 (Moody's) atau BBB- (Fitch).
(c) Pembiayaan, piutang dan pinjaman yaitu pembiayaan, piutang dan pinjaman kepada debitur dengan riwayat pembayaran yang baik dan debitur dengan riwayat pernah direstrukturisasi.

***46. RISK MANAGEMENT** (continued)*

***a. Credit risk** (continued)*

***(i) Financial assets quality** (continued)*

Financial assets quality are defined as follows:

High grade

(a) Current accounts and placements with Bank Indonesia, current accounts and placements with other banks are current accounts or placements with the Government institutions, Local Government institutions, banks listed on the stock exchange and transactions with reputable banks with low probability of default on liabilities.
(b) Investments in marketable securities are securities issued by Government, securities and bonds that are included in investment grade with rating at least idBBB (Pefindo), BBB+ (S&P), Baa1 (Moody's) or BBB+ (Fitch).
(c) Financing, receivables and funds are financing, receivables and funds to debtors with excellent payments history and never being in arrears throughout the financing period and debtors whose accounts have never been restructured.

(d) Other assets are receivables from Government (including Bank Indonesia) or local government such as income receivables.

Standard grade

(a) Current accounts and placements with other banks are current accounts or placements with non-listed banks.
(b) Investments in marketable securities are non-investment grade securities with a minimum rating of idBB (Pefindo), BBB- (S&P), Baa3 (Moody's) or BBB- (Fitch).
(c) Financing, receivables and funds are financing, receivables and funds to debtors with a good payment history and debtors whose accounts have been restructured.

46. MANAJEMEN RISIKO (lanjutan)

a. Risiko kredit (lanjutan)

(i) Kualitas aset keuangan (lanjutan)

Kualitas aset keuangan didefinisikan sebagai berikut: (lanjutan)

Tingkat standar (lanjutan)

(d) Aset lain-lain yaitu aset keuangan lainnya selain piutang pendapatan yang masih akan diterima kepada Pemerintah atau Pemerintah Daerah seperti tagihan rupa-rupa kepada pihak ketiga lainnya.

Berdasarkan PSAK 107, aset keuangan yang telah jatuh tempo ditentukan ketika debitur gagal melakukan pembayaran sesuai jadwal. Tabel di bawah menunjukkan *aging analysis* terhadap aset keuangan yang diberikan yang telah jatuh tempo tetapi tidak mengalami penurunan nilai:

***46. RISK MANAGEMENT** (continued)*

***a. Credit risk** (continued)*

***(i) Financial assets quality** (continued)*

Financial assets quality are defined as follows: (continued)

Standard grade (continued)

(d) Other assets are financial assets other than income receivables from Government or Local Government such as other receivables to third parties.

According to SFAS 107, past due financial assets are determined when the debtor fails to make payments on schedule. The table below shows aging analysis of past due but not impaired of financial assets:

	31 Desember/*December* 2025				
	≤ 30 hari/ *days*	31 - 60 hari/ *days*	61 - 90 hari/ *days*	Jumlah/ *Total*	
Piutang *murabahah*	1,078,254	625,732	600,621	2,304,607	*Murabahah receivables*
Piutang *ijarah*	515	1,154	749	2,418	*Ijarah receivables*
Pinjaman *qardh*	38,782	10,141	1,435	50,358	*Funds of qardh*
Pembiayaan *musyarakah*	2,783,752	223,474	64,913	3,072,139	*Musyarakah financing*
Aset lain-lain*)	7,491	6,041	2,799	16,331	*Other assets*)
	3,908,794	866,542	670,517	5,445,853	

	31 Desember/*December* 2024				
	≤ 30 hari/ *days*	31 - 60 hari/ *days*	61 - 90 hari/ *days*	Jumlah/ *Total*	
Piutang *murabahah*	1,051,945	576,261	528,102	2,156,308	*Murabahah receivables*
Piutang *ijarah*	840	251	1,129	2,220	*Ijarah receivables*
Pinjaman *qardh*	28,917	11,945	2,295	43,157	*Funds of qardh*
Pembiayaan *musyarakah*	2,678,490	76,347	37,128	2,791,965	*Musyarakah financing*
Aset lain-lain*)	5,734	3,710	1,917	11,361	*Other assets*)
	3,765,926	668,514	570,571	5,005,011	

*) Aset lain-lain terdiri atas piutang pendapatan yang masih akan diterima

*) *Other assets consist of income receivables*

46. MANAJEMEN RISIKO (lanjutan) / 46. RISK MANAGEMENT (continued)

a. Risiko kredit (lanjutan) / a. Credit risk (continued)

(ii) Analisis konsentrasi risiko / (ii) Risk concentration analysis

(a) Sektor geografis / (a) Geographical sectors

Tabel berikut menggambarkan rincian eksposur kredit yang dikategorikan berdasarkan wilayah geografis pada tanggal 31 Desember 2025 dan 2024. Pengelompokan wilayah geografis berdasarkan tempat beroperasinya bisnis Bank yang sekaligus menggambarkan potensial bisnis wilayah masing-masing:

The following tables show the details of credit exposures categorised by geographical area as at 31 December 2025 and 2024. The geographical area grouping is based on the Bank's business operations which also illustrates the business potential of each region:

	31 Desember/*December* 2025							
	Jabodetabek	Jawa/*Java*[*)]	Sumatra	Kalimantan/ *Borneo*	Indonesia Timur dan Bali/ *East Indonesia and Bali*	Lainnya/ *Others*	Jumlah/ *Total*	
Aset								***Assets***
Giro dan penempatan pada Bank Indonesia	51,603,043	-	-	-	-	-	51,603,043	*Current accounts and placements with Bank Indonesia*
Giro dan penempatan pada bank lain	4,565,859	1	540	1	2,025	23	4,568,449	*Current accounts and placements with other banks*
Investasi pada surat berharga	59,553,956	115,136	13,510	-	-	-	59,682,602	*Investments in marketable securities*
Tagihan akseptasi	641,251	37,836	14,029	-	-	-	693,116	*Acceptance receivables*
Piutang murabahah	45,795,671	35,369,520	41,442,407	13,224,146	13,496,410	-	149,328,154	*Murabahah receivables*
Piutang *istishna*	-	-	-	-	-	-	-	*Istishna receivables*
Piutang *ijarah*	20,188	55,565	45,665	4,758	40,323	-	166,499	*Ijarah financing*
Pinjaman *qardh*	5,598,948	4,397,568	3,125,417	1,173,062	3,172,769	254,164	17,721,928	*Funds of qardh*
Pembiayaan *mudharabah*	2,113,976	527,420	228,010	4	19,899	-	2,889,309	*Mudharabah financing*
Pembiayaan *musyarakah*	72,790,036	22,944,019	30,862,822	7,296,654	10,578,043	400,200	144,871,774	*Musyarakah financing*
Aset lain-lain[**)]	988,751	98,197	83,336	23,957	84,895	7,762	1,286,898	*Other assets*[*)]
	243,671,679	63,545,262	75,815,736	21,722,582	27,394,364	662,149	432,811,772	
Cadangan kerugian penurunan nilai							(11,039,213)	*Allowance for impairment losses*
Neto							421,772,559	***Net***
Rekening administratif								***Administrative accounts***
Fasilitas pembiayaan yang belum digunakan	4,780,747	306,102	565,714	29,332	8,563	-	5,690,458	*Unused financing facilities*
L/C yang tidak dapat dibatalkan	46,562	-	61,616	-	-	-	108,178	*Irrevocable L/C*
Bank garansi yang diterbitkan	1,851,069	131,081	458,894	18,491	20,905	-	2,480,440	*Bank guarantees issued*
	6,678,378	437,183	1,086,224	47,823	29,468	-	8,279,076	

	31 Desember/*December* 2024							
	Jabodetabek	Jawa/*Java*[*)]	Sumatra	Kalimantan/ *Borneo*	Indonesia Timur dan Bali/ *East Indonesia and Bali*	Lainnya/ *Others*	Jumlah/ *Total*	
Aset								***Assets***
Giro dan penempatan pada Bank Indonesia	49,966,279	-	-	-	-	-	49,966,279	*Current accounts and placements with Bank Indonesia*
Giro dan penempatan pada bank lain	3,877,702	1	2,838	2	331	-	3,880,874	*Current accounts and placements with other banks*
Investasi pada surat berharga	62,061,900	171,820	18,086	-	-	-	62,251,806	*Investments in marketable securities*
Tagihan akseptasi	142,589	42,556	-	-	-	-	185,145	*Acceptance receivables*
Piutang *murabahah*	42,193,159	33,304,210	42,128,094	12,818,821	13,828,250	-	144,272,534	*Murabahah receivables*
Piutang *istishna*	-	11	-	-	-	-	11	*Istishna receivables*
Piutang *ijarah*	23,034	56,676	51,733	6,022	50,896	-	188,361	*Ijarah financing*
Pinjaman *qardh*	5,084,526	3,093,729	2,431,501	897,166	2,266,862	-	13,773,784	*Funds of qardh*
Pembiayaan *mudharabah*	2,159,867	565,598	199,541	5	12,068	-	2,937,079	*Mudharabah financing*
Pembiayaan *musyarakah*	61,156,477	18,933,010	22,072,923	4,645,877	6,824,312	554,619	114,187,218	*Musyarakah financing*
Aset lain-lain[**)]	1,065,310	67,845	55,885	16,717	59,138	5,865	1,270,760	*Other assets*[*)]
	227,730,843	56,235,456	66,960,601	18,384,610	23,041,857	560,484	392,913,851	
Cadangan kerugian penurunan nilai							(10,343,630)	*Allowance for impairment losses*
Neto							382,570,221	***Net***
Rekening administratif								***Administrative accounts***
Fasilitas pembiayaan yang belum digunakan	1,720,153	95,332	299,757	16,133	7,513	-	2,138,888	*Unused financing facilities*
L/C yang tidak dapat dibatalkan	344,941	1,196	18,450	-	-	-	364,587	*Irrevocable L/C*
Bank garansi yang diterbitkan	1,463,676	115,718	401,175	32,259	27,897	-	2,040,725	*Bank guarantees issued*
	3,528,770	212,246	719,382	48,392	35,410	-	4,544,200	

*) Pulau Jawa tidak termasuk area Jabodetabek
**) Aset lain-lain terdiri atas piutang pendapatan yang masih akan diterima

*) *Java island excludes Jabodetabek area*
**) *Other assets consist of income receivables*

46. MANAJEMEN RISIKO (lanjutan)

a. Risiko kredit (lanjutan)

(ii) Analisis konsentrasi risiko (lanjutan)

(b) Sektor industri

Tabel berikut menggambarkan rincian eksposur kredit pada nilai tercatat yang dikategorikan berdasarkan sektor industri pada tanggal 31 Desember 2025 dan 2024:

***46. RISK MANAGEMENT** (continued)*

***a. Credit risk** (continued)*

***(ii) Risk concentration analysis** (continued)*

(b) Industrial sector

The following tables show the details of the credit exposure at the carrying amount categorised by industrial sector as at 31 December 2025 and 2024:

	31 Desember/*December* 2025					
	Pemerintah (termasuk Bank Indonesia)/ *Government (including Bank Indonesia)*	**Bank dan lembaga keuangan lainnya/ *Banks and other financial institutions***	**Perusahaan lainnya/ *Other companies***	**Perseorangan/ *Individuals***	**Jumlah/ *Total***	
Aset						***Assets***
Giro dan penempatan pada Bank Indonesia	51,603,043	-	-	-	51,603,043	*Current accounts and placements with Bank Indonesia*
Giro dan penempatan pada bank lain	-	4,568,449	-	-	4,568,449	*Current accounts and placement with other banks*
Investasi pada surat berharga	56,471,213	3,211,389	-	-	59,682,602	*Investments in marketable securities*
Tagihan akseptasi	-	54,833	638,283	-	693,116	*Acceptance receivables*
Piutang *murabahah*	711	4,749	10,810,218	138,512,476	149,328,154	*Murabahah receivables*
Piutang *istishna*	-	-	-	-	-	*Istishna receivables*
Piutang *ijarah*	-	-	626	165,873	166,499	*Ijarah financing*
Pinjaman *qardh*	495,431	-	4,232,814	12,993,683	17,721,928	*Funds of qardh*
Pembiayaan *mudharabah*	2,000,000	389,803	484,866	14,640	2,889,309	*Mudharabah financing*
Pembiayaan *musyarakah*	21,604,225	1,845,333	63,440,262	57,981,954	144,871,774	*Musyarakah financing*
Aset lain-lain*)	931,570	474	42,810	312,044	1,286,898	*Other assets*)
	133,106,193	10,075,030	79,649,879	209,980,670	432,811,772	
Cadangan kerugian penurunan nilai					(11,039,213)	*Allowance for impairment losses*
Neto					421,772,559	***Net***
Rekening Administratif						***Administrative Accounts***
Fasilitas pembiayaan yang belum digunakan	1,941,294	2,249,401	1,247,711	252,052	5,690,458	*Unused financing facilities*
L/C yang tidak dapat dibatalkan	-	-	108,178	-	108,178	*Irrevocable L/C*
Bank garansi yang diterbitkan	390,164	38,744	2,025,327	26,205	2,480,440	*Bank guarantees issued*
	2,331,458	2,288,145	3,381,216	278,257	8,279,076	

*) Aset lain-lain terdiri atas piutang pendapatan yang masih akan diterima

*) *Other assets consist of income receivables*

46. MANAJEMEN RISIKO (lanjutan)

a. Risiko kredit (lanjutan)

(ii) Analisis konsentrasi risiko (lanjutan)

(b) Sektor industri (lanjutan)

Tabel berikut menggambarkan rincian eksposur kredit pada nilai tercatat yang dikategorikan berdasarkan sektor industri pada tanggal 31 Desember 2025 dan 2024: (lanjutan)

***46. RISK MANAGEMENT** (continued)*

***a. Credit risk** (continued)*

***(ii) Risk concentration analysis** (continued)*

(b) Industrial sector (continued)

The following tables show the details of the credit exposure at the carrying amount categorised by industrial sector as at 31 December 2025 and 2024: (continued)

	31 Desember/*December* 2024					
	Pemerintah (termasuk Bank Indonesia)/ *Government (including Bank Indonesia)*	**Bank dan lembaga keuangan lainnya/ *Banks and other financial institutions***	**Perusahaan lainnya/ *Other companies***	**Perseorangan/ *Individuals***	**Jumlah/ *Total***	
Aset						***Assets***
Giro dan penempatan pada Bank Indonesia	49,966,279	-	-	-	49,966,279	*Current accounts and placements with Bank Indonesia*
Giro dan penempatan pada bank lain	-	3,880,874	-	-	3,880,874	*Current accounts and placement with other banks*
Investasi pada surat berharga	58,752,476	2,940,530	558,800	-	62,251,806	*Investments in marketable securities*
Tagihan akseptasi	51,840	50,496	82,809	-	185,145	*Acceptance receivables*
Piutang *murabahah*	905	7,642	9,261,860	135,002,127	144,272,534	*Murabahah receivables*
Piutang *istishna*	-	-	-	11	11	*Istishna receivables*
Piutang *ijarah*	-	-	5,284	183,077	188,361	*Ijarah financing*
Pinjaman *qardh*	771,543	-	4,010,476	8,991,765	13,773,784	*Funds of qardh*
Pembiayaan *mudharabah*	2,000,000	368,310	544,341	24,428	2,937,079	*Mudharabah financing*
Pembiayaan *musyarakah*	14,605,048	1,659,965	56,962,439	40,959,766	114,187,218	*Musyarakah financing*
Aset lain-lain*)	1,009,412	4,557	47,453	209,338	1,270,760	*Other assets*)
	127,157,503	8,912,374	71,473,462	185,370,512	392,913,851	
Cadangan kerugian penurunan nilai					(10,343,630)	*Allowance for impairment losses*
Neto					382,570,221	***Net***
Rekening Administratif						***Administrative Accounts***
Fasilitas pembiayaan yang belum digunakan	48,751	1,420,812	564,968	104,357	2,138,888	*Unused financing facilities*
L/C yang tidak dapat dibatalkan	137,527	-	227,060	-	364,587	*Irrevocable L/C*
Bank garansi yang diterbitkan	251,201	59,536	1,699,968	30,020	2,040,725	*Bank guarantees issued*
	437,479	1,480,348	2,491,996	134,377	4,544,200	

*) Aset lain-lain terdiri atas piutang pendapatan yang masih akan diterima

*) *Other assets consist of income receivables*

(iii) Analisis eksposur maksimum terhadap risiko kredit setelah memperhitungkan dampak agunan dan mitigasi risiko kredit lainnya

1. *Secured financing*
2. *Partially secured financing*

Untuk *secured financing*, Bank menetapkan jenis dan nilai agunan yang dijaminkan sesuai skema pembiayaan. Jenis dari agunan adalah sebagai berikut:

a. *Physical collateral*, berupa objek benda bergerak maupun tidak bergerak antara lain: kendaraan bermotor, tanah dan bangunan, serta properti lainnya.

(iii) Analysis of maximum exposure to credit risk after considering the impact of collateral and other credit risk mitigation

1. Secured financing
2. Partially secured financing

For secured financing, the Bank determined the type and value of collateral according to the financing scheme. Types of collateral are as follows:

a. Physical collateral, in the form of movable or immovable objects, includes: motor vehicles, land and buildings, as well as other properties.

46. MANAJEMEN RISIKO (lanjutan)

a. Risiko kredit (lanjutan)

Untuk *secured financing*, Bank menetapkan jenis dan nilai agunan yang dijaminkan sesuai skema pembiayaan. Jenis dari agunan adalah sebagai berikut (lanjutan):

b. *Financial collateral*, berupa simpanan (tabungan, giro, deposito), surat berharga, dan emas. Apabila terjadi *default* (gagal bayar), Bank akan menggunakan agunan tersebut sebagai pilihan terakhir untuk pemenuhan kewajiban *counterparty.*

Partially secured financing terdiri dari pembiayaan untuk golongan berpenghasilan tetap, pembiayaan untuk para pensiunan dan pembiayaan konsumer lainnya. Dalam pembayaran kewajibannya, *partially secured financing* umumnya dilakukan melalui pemotongan penghasilan secara otomatis. Dengan demikian, tingkat risiko dari *partially secured financing* tidak sebesar nilai tercatat pembiayaannya.

Mitigasi risiko kredit untuk *partially secured financing* terdiri dari surat keputusan pengangkatan pegawai dan surat keterangan pensiun

b. Risiko pasar

Risiko pasar adalah risiko akibat perubahan harga pasar, antara lain risiko dari perubahan nilai aset yang dapat diperdagangkan atau disewakan. Risiko pasar terdiri dari dua jenis risiko: risiko nilai tukar dan risiko *benchmark* suku bunga.

Bank melakukan pengelolaan risiko pasar melalui:

- Menerapkan prinsip *segregation of duty* dengan memisahkan fungsi *front office, middle office*, dan *back office* dalam pelaksanaan transaksi surat berharga dan valuta asing.
- Menerapkan *segregation of duty* dalam pelaksanaan transaksi *treasury* antara *dealer* dan *supervisor*.
- Melakukan *cut loss* posisi terbuka instrumen trading apabila terdapat penurunan harga pasar.
- Melakukan reviu terhadap kebijakan dan standar prosedur operasi yang terkait dengan pengelolaan risiko pasar.
- Menetapkan batas risiko pasar mencakup Posisi Devisa Neto (“PDN””), Value at Risk (“VaR”), Posisi Terbuka, Stop Loss, Transaksi Treasury, dan Cut Loss.

46. RISK MANAGEMENT *(continued)*

a. Credit risk *(continued)*

For secured financing, the Bank determined the type and value of collateral according to the financing scheme. Types of collateral are as follows (continued):

b. *Financial collateral, such as deposits (savings, current accounts, time deposits), securities and gold. In case of default, the Bank will use the collateral as the last resort to recover counterparty obligations.*

Partially secured financing consists of financing for fixed income employees, financing for retirees and other consumer financing. In their payment obligations, partially secured financing is generally made through automatic payroll deduction. Hence, the risk level of partially secured financing is not as big as the carrying value.

Credit risk mitigations for partially secured financing consists of employee recruitment decision letter and certificate of retirement.

b. Market risk

Market risk is the risk due to changes in market prices, such as risks of changes in the value of assets that can be traded or leased. Market risk consists of two types of risk: exchange rate risk and interest rate benchmark risk.

The Bank manages market risk through:

- *Applying the principle of segregation of duty by separating the functions of the front office, middle office, and back office in the carrying out securities and foreign exchange transactions.*
- *Applying segregation of duty in carrying out treasury transaction between dealer and supervisor.*
- *Doing trading instrument open position cut loss if market price decline.*
- *Reviewing policies and standard operating procedures related to market risk management.*
- *Setting market risk limits include Net Open Position (“NOP”), Value at Risk (“VaR”), Open Position, Stop Loss, Treasury Transactions, and Cut Loss.*

46. MANAJEMEN RISIKO (lanjutan)

b. Risiko pasar (lanjutan)

Bank melakukan pengelolaan risiko pasar melalui (lanjutan):
- Melakukan pengukuran risiko pasar menggunakan VaR, Sensitivitas dan *Stress Test.*
- Memantau pergerakan indikator eksternal antara lain nilai tukar Dolar Amerika Serikat/Rupiah, *yield*, surat berharga pemerintah, tingkat imbal hasil pasar, harga emas, Indonesia *Overnight Index Average* ("IndONIA"), dan informasi pasar terkini.
- Melakukan *mark to market* surat berharga dan revaluasi kurs secara harian.

Risiko *benchmark* suku bunga

Risiko *benchmark* suku bunga merupakan risiko akibat perubahan harga instrumen keuangan, antara lain sukuk, dari posisi *trading book* yang disebabkan oleh perubahan suku bunga. Risiko *benchmark* suku bunga yang terdiri atas risiko spesifik dan risiko umum diperhitungkan dalam penilaian Aset Tertimbang Menurut Risiko untuk Risiko Pasar.

Tabel di bawah ini menunjukkan sensitivitas terhadap dampak kemungkinan perubahan atas risiko *benchmark* suku bunga terhadap laba rugi dan penghasilan komprehensif lain serta ekuitas dengan asumsi bahwa semua variabel lain yang dimiliki adalah konstan untuk per 31 Desember 2025 dan 2024:

***46. RISK MANAGEMENT** (continued)*

***b. Market risk** (continued)*

The Bank manages market risk through (continued):
- *Conducting market risk measurement using VaR, Sensitivity Analysis and Stress Test.*
- *Monitoring the movement of external indicators including the United States Dollar/Rupiah exchange rate, yield, government securities, market yields, gold prices, Indonesia Overnight Index Average ("IndONIA") and the latest market information.*
- *Conducting mark to market toward marketable securities and daily foreign exchange rate revaluation.*

Benchmark rate risk

Benchmark rate risk is the risk due to changes in financial instrument prices, such as sukuk, from trading book positions caused by changes in interest rates. Benchmark rate risk which consists of specific risk and general risk is taken into account in the Risk Weighted Assets valuation for Market Risk.

The following tables show the sensitivity of the Bank's profit or loss and other comprehensive income and equity to reasonably possible changes in benchmark rate risk, assuming all other variables are constant for as of 31 December 2025 and 2024:

	31 Desember/*December* 2025			
	Perubahan persentase/ ***Change in percentage***	**Dampak terhadap laba rugi/** ***Impact to profit or loss***	**Dampak terhadap ekuitas/** ***Impact to equity***	
Risiko *benchmark* suku bunga	+1%	(92,707)	(904,866)	*Benchmark rate risk*
	-1%	92,707	904,866	

	31 Desember/*December* 2024			
	Perubahan persentase/ ***Change in percentage***	**Dampak terhadap laba rugi/** ***Impact to profit or loss***	**Dampak terhadap ekuitas/** ***Impact to equity***	
Risiko *benchmark* suku bunga	+1%	(75,735)	(579,785)	*Benchmark rate risk*
	-1%	75,735	579,785	

Risiko nilai tukar

Risiko nilai tukar merupakan risiko yang timbul karena adanya perbedaan posisi valuta asing yang dimiliki Bank yang tercermin dalam PDN baik neraca maupun secara keseluruhan. Termasuk dalam posisi valuta asing tersebut yaitu posisi *trading book* yang dilakukan dengan tujuan untuk mendapatkan keuntungan transaksi valuta asing dalam jangka pendek maupun posisi *banking book* dalam rangka

Exchange rate risk

Exchange rate risk is the risk due to the gap of foreign exchange positions owned by the Bank which is reflected in the NOP either on balance sheet or as a whole. Included in the foreign exchange position are the trading book positions carried out with the aim of gaining short-term foreign exchange transaction benefits as well as banking book positions to

46. MANAJEMEN RISIKO (lanjutan)

b. Risiko pasar (lanjutan)

Risiko nilai tukar (lanjutan)

pengendalian PDN. Perhitungan PDN disajikan dalam Catatan 54q.

Tabel di bawah ini menunjukkan sensitivitas terhadap kemungkinan perubahan atas nilai tukar terhadap laba rugi dan penghasilan komprehensif lain dengan asumsi bahwa semua variabel lain yang dimiliki adalah konstan untuk per 31 Desember 2025 dan 2024:

***46. RISK MANAGEMENT** (continued)*

***b. Market risk** (continued)*

***Exchange rate risk** (continued)*

maintain NOP. The NOP calculation is disclosed in Note 54q.

The following tables show the sensitivity of the Bank's profit or loss and other comprehensive income to reasonably possible changes in exchange rate, assuming all other variables are constant for as of 31 December 2025 and 2024:

	31 Desember/*December* 2025		
	Perubahan persentase/ *Change in percentage*	**Dampak terhadap laba rugi dan penghasilan komprehensif lain sebelum pajak/ *Impact to profit or loss and other comprehensive income before tax***	
Mata uang asing	+1%	28,753	*Foreign currencies*
	-1%	(28,753)	

	31 Desember/*December* 2024		
	Perubahan persentase/ *Change in percentage*	**Dampak terhadap laba rugi dan penghasilan komprehensif lain sebelum pajak/ *Impact to profit or loss and other comprehensive income before tax***	
Mata uang asing	+1%	9,931	*Foreign currencies*
	-1%	(9,931)	

c. Risiko likuiditas

Risiko likuiditas adalah risiko akibat ketidakmampuan Bank untuk memenuhi kewajiban yang jatuh tempo dari sumber pendanaan arus kas dan/atau dari aset likuid berkualitas tinggi yang dapat diagunkan, tanpa mengganggu aktivitas dan kondisi keuangan Bank. Seiring dengan perkembangan bisnis Bank, risiko likuiditas merupakan salah satu risiko yang menjadi perhatian utama Bank. Risiko ini dapat terjadi akibat pertumbuhan pembiayaan Bank yang lebih besar dibandingkan dengan pertumbuhan dana pihak ketiga. Perbedaan antara ketersediaan sumber dana dan jatuh tempo piutang dan pembiayaan dapat menyebabkan kesulitan dalam memenuhi kewajiban bank kepada nasabah dan pihak lainnya.

Tindakan yang diambil oleh Bank untuk meminimalisir risiko likuiditas antara lain sebagai berikut:

1) Melakukan pemisahan fungsi antara unit *treasury* sebagai *front office*, unit manajemen risiko sebagai *middle office*, dan unit operasional sebagai *back office*.
2) Melakukan penempatan dana pada aset likuid berkualitas tinggi sebagai cadangan likuiditas

c. Liquidity risk

Liquidity risk is the risk arising from the Bank's inability to meet maturing obligations from cash flow funding sources and/or from high-quality liquid assets that can be pledged, without disrupting the Bank's activities and financial condition. Along with the development of the Bank's business, liquidity risk is one of the risk that become the major concerns of the Bank. It may result from the growth of the Bank's financing which is greater than the growth of third party funds. The difference between the availability of source of funds and the maturity of receivable and financing can lead to difficulty in fulfilling bank obligations to customers and other parties.

The actions taken by the Bank to minimise the liquidity risk include the following:

1) Separating the functions between the treasury unit as the front office, the risk management unit as the middle office, and the operations unit as the back office.
2) Placing funds in high-quality liquid assets as liquidity reserves.

46. MANAJEMEN RISIKO (lanjutan)

c. Risiko likuiditas (lanjutan)

Tindakan yang diambil oleh Bank untuk meminimalisir risiko likuiditas antara lain sebagai berikut (lanjutan):

3) Melakukan reviu terhadap kebijakan dan prosedur operasi standar yang terkait dengan pengelolaan risiko likuiditas.

4) Memantau kondisi likuiditas Bank secara berkala melalui beberapa rasio likuiditas seperti *Financing to Deposit Ratio* ("FDR"), *Liquidity Coverage Ratio* ("LCR"), *Net Stable Funding Ratio ("NSFR")*, arus kas, dan liquidity gap.
5) Menentukan batas risiko likuiditas seperti batas dari persyaratan Giro Wajib Minimum ("GWM") dan *secondary reserve*.

Berikut adalah tabel analisis jatuh tempo aset dan liabilitas pada tanggal 31 Desember 2025 dan 2024, berdasarkan waktu yang tersisa sampai dengan tanggal jatuh tempo:

***46. RISK MANAGEMENT** (continued)*

***c. Liquidity risk** (continued)*

The actions taken by the Bank to minimise the liquidity risk include the following (continued):

3) Reviewing policies and standard operating procedures related to the management of liquidity risk.

4) Monitoring the liquidity conditions periodically through some liquidity ratios such as the Financing to Deposit Ratio ("FDR"), Liquidity Coverage Ratio ("LCR"), Net Stable Funding Ratio ("NSFR"), cash flow and liquidity gaps.
5) Setting the liquidity risk limit such as limit of Statutory Reserve Requirement ("GWM") and secondary reserve.

The following are the tables of assets and liabilities maturity analysis as at 31 December 2025 and 2024, based on the remaining time until the maturity date:

Keterangan	Sampai dengan 1 bulan/ *Up to 1 month*	Lebih dari 1 bulan sampai dengan 3 bulan/ *More than 1 month up to 3 months*	Lebih dari 3 bulan sampai dengan 1 tahun/ *More than 3 months up to 1 year*	Lebih dari 1 tahun/ *More than 1 year*	Lainnya yang tidak memiliki jatuh tempo/ *Others that have no maturities*	Jumlah/ *Total*	*Descriptions*
	31 Desember/*December* 2025						
Aset							***Assets***
Kas	8,690,766	-	-	-	-	8,690,766	*Cash*
Giro dan penempatan pada Bank Indonesia	51,603,043	-	-	-	-	51,603,043	*Current accounts and placements with Bank Indonesia*
Giro dan penempatan pada bank lain	4,568,449	-	-	-	-	4,568,449	*Current accounts and placements with other banks*
Investasi pada surat berharga	7,607,509	4,769,200	17,432,491	29,873,402	-	59,682,602	*Investments in marketable securities*
Tagihan akseptasi	33,394	147,546	512,176	-	-	693,116	*Acceptance receivables*
Piutang - *murabahah, istishna,* dan *ijarah*	183,558	359,624	5,627,724	143,323,747	-	149,494,653	*Receivables - murabahah, istishna and ijarah*
Pinjaman *qardh*	2,149,417	7,125,346	4,948,302	3,498,863	-	17,721,928	*Funds of qardh*
Pembiayaan *mudharabah*	2,019,017	7,403	66,465	796,424	-	2,889,309	*Mudharabah financing*
Pembiayaan *musyarakah*	1,288,285	4,563,638	8,312,728	130,707,123	-	144,871,774	*Musyarakah financing*
Aset lain-lain*)	463,515	20,373	203,988	599,022	-	1,286,898	*Other assets*)
Jumlah aset	78,606,953	16,993,130	37,103,874	308,798,581	-	441,502,538	***Total assets***
Liabilitas							***Liabilities***
Liabilitas segera	937,353	-	-	-	-	937,353	*Obligations due immediately*
Bagi hasil yang belum dibagikan	258,515	-	-	-	-	258,515	*Undistributed revenue sharing*
Simpanan *wadiah*	91,101,595	-	-	-	-	91,101,595	*Wadiah deposits*
Liabilitas kepada Bank Indonesia	-	-	-	-	-	-	*Liabilities to Bank Indonesia*
Simpanan dari bank lain	2,799,678	-	-	-	-	2,799,678	*Deposits from other banks*
Kewajiban akseptasi	33,394	147,546	512,176	-	-	693,116	*Acceptance liabilities*
Liabilitas imbalan kerja	-	-	-	578,150	-	578,150	*Employee benefits liabilities*
Liabilitas sewa	20,729	327	-	2,690,996	-	2,712,052	*Lease liabilities*
Liabilitas lain-lain**)	706,138	-	-	-	-	706,138	*Other liabilities***)
Jumlah liabilitas	95,857,402	147,873	512,176	3,269,146	-	99,786,597	***Total liabilities***
Dana *syirkah* temporer							***Temporary syirkah funds***
Tabungan *mudharabah*	99,933,333	-	-	-	-	99,933,333	*Mudharabah savings deposits*
Deposito *mudharabah*	88,990,491	48,185,769	8,941,376	-	-	146,117,636	*Mudharabah time deposits*
Giro *mudharabah*	44,089,620	-	-	-	-	44,089,620	*Mudharabah demand deposits*
Sertifikat Investasi Mudharabah Antarbank ("SIMA")	2,645,000	-	-	-	-	2,645,000	*Interbank Mudharabah Investment Certificate ("SIMA")*
Sukuk *mudharabah* diterbitkan	-	-	2,665,000	3,659,901	-	6,324,901	*Issued mudharabah sukuk*
Sukuk *mudharabah* subordinasi	-	-	-	200,000	-	200,000	*Subordinated sukuk mudharabah*
Pembiayaan berjangka *mudharabah*	-	-	-	-	-	-	*Mudharabah term financing*
Jumlah dana *syirkah* temporer	235,658,444	48,185,769	11,606,376	3,859,901	-	299,310,490	***Total temporary syirkah funds***
Perbedaan jatuh tempo	(252,908,893)	(31,340,512)	24,985,322	301,669,534	-	42,405,451	***Maturity gap***

*) Aset lain-lain terdiri atas piutang pendapatan yang masih akan diterima
**) Liabilitas lain-lain terdiri atas biaya yang masih harus dibayar, setoran jaminan, premi asuransi dan rekening sementara

*) *Other assets consist of income receivables*
**) *Other liabilities consist of accrued expenses, guarantee deposits, loan insurance premium and temporary accounts*

46. MANAJEMEN RISIKO (lanjutan)

c. Risiko likuiditas (lanjutan)

Berikut adalah tabel mengenai analisis jatuh tempo aset dan liabilitas pada tanggal 31 Desember 2025 dan 2024, berdasarkan waktu yang tersisa sampai dengan tanggal jatuh tempo: (lanjutan)

46. RISK MANAGEMENT (continued)

c. Liquidity risk (continued)

The following are the tables of assets and liabilities maturity analysis as at 31 December 2025 and 2024, based on the remaining time until the maturity date: (continued)

Keterangan	31 Desember/*December* 2024: Sampai dengan 1 bulan/ *Up to 1 month*	Lebih dari 1 bulan sampai dengan 3 bulan/ *More than 1 month up to 3 months*	Lebih dari 3 bulan sampai dengan 1 tahun/ *More than 3 months up to 1 year*	Lebih dari 1 tahun/ *More than 1 year*	Lainnya yang tidak memiliki jatuh tempo/ *Others that have no maturities*	Jumlah/ *Total*	*Descriptions*
Aset							***Assets***
Kas	8,080,689	-	-	-	-	8,080,689	*Cash*
Giro dan penempatan pada Bank Indonesia	49,966,279	-	-	-	-	49,966,279	*Current accounts and placements with Bank Indonesia*
Giro dan penempatan pada bank lain	3,880,874	-	-	-	-	3,880,874	*Current accounts and placements with other banks*
Investasi pada surat berharga	4,906,359	10,427,000	18,418,166	28,500,281	-	62,251,806	*Investments in marketable securities*
Tagihan akseptasi	30,721	66,362	88,062	-	-	185,145	*Acceptance receivables*
Piutang - *murabahah, istishna,* dan *ijarah*	201,507	240,192	3,867,415	140,151,792	-	144,460,906	*Receivables - murabahah, istishna and ijarah*
Pinjaman *qardh*	1,621,547	5,109,110	3,646,878	3,396,249	-	13,773,784	*Funds of qardh*
Pembiayaan *mudharabah*	20,507	8,189	2,110,222	798,161	-	2,937,079	*Mudharabah financing*
Pembiayaan *musyarakah*	1,984,502	3,422,875	7,680,873	101,098,968	-	114,187,218	*Musyarakah financing*
Aset lain-lain*)	343,605	75,786	216,260	635,109	-	1,270,760	*Other assets*)*
Jumlah aset	71,036,590	19,349,514	36,027,876	274,580,560	-	400,994,540	***Total assets***
Liabilitas							***Liabilities***
Liabilitas segera	858,643	-	-	-	-	858,643	*Obligations due immediately*
Bagi hasil yang belum dibagikan	291,578	-	-	-	-	291,578	*Undistributed revenue sharing*
Simpanan *wadiah*	74,427,146	-	-	-	-	74,427,146	*Wadiah deposits*
Liabilitas kepada Bank Indonesia	18,417,864	-	-	-	-	18,417,864	*Liabilities to Bank Indonesia*
Simpanan dari bank lain	784,698	-	-	-	-	784,698	*Deposits from other banks*
Kewajiban akseptasi	30,721	66,362	88,062	-	-	185,145	*Acceptance liabilities*
Liabilitas imbalan kerja	-	-	-	534,730	-	534,730	*Employee benefits liabilities*
Liabilitas sewa	9,262	-	2,906	169,128	-	181,296	*Lease liabilities*
Liabilitas lain-lain**)	555,333	-	-	-	-	555,333	*Other liabilities***)*
Jumlah liabilitas	95,375,245	66,362	90,968	703,858	-	96,236,433	***Total liabilities***
Dana *syirkah* temporer							***Temporary syirkah funds***
Tabungan *mudharabah*	85,790,658	-	-	-	-	85,790,658	*Mudharabah savings deposits*
Deposito *mudharabah*	79,254,419	30,634,460	20,789,988	-	-	130,678,867	*Mudharabah time deposits*
Giro *mudharabah*	37,235,801	-	-	-	-	37,235,801	*Mudharabah demand deposits*
Sertifikat Investasi Mudharabah Antarbank ("SIMA")	3,366,650	-	-	-	-	3,366,650	*Interbank Mudharabah Investment Certificate ("SIMA")*
Sukuk *mudharabah* diterbitkan	-	-	1,700,000	1,318,563	-	3,018,563	*Issued mudharabah sukuk*
Sukuk *mudharabah* subordinasi	-	-	-	200,000	-	200,000	*Subordinated sukuk mudharabah*
Pembiayaan berjangka *mudharabah*	1,000,000	-	-	-	-	1,000,000	*Mudharabah term financing*
Jumlah dana *syirkah* temporer	206,647,528	30,634,460	22,489,988	1,518,563	-	261,290,539	***Total temporary syirkah funds***
Perbedaan jatuh tempo	(230,986,183)	(11,351,308)	13,446,920	272,358,139	-	43,467,568	***Maturity gap***

*) Aset lain-lain terdiri atas piutang pendapatan yang masih akan diterima
**) Liabilitas lain-lain terdiri atas biaya yang masih harus dibayar, setoran jaminan, premi asuransi dan rekening sementara

*) *Other assets consist of income receivables*
**) *Other liabilities consist of accrued expenses, guarantee deposits, loan insurance premium and temporary accounts*

Bank senantiasa mengevaluasi efektivitas sistem operasi untuk memastikan bahwa dana yang tersedia cukup untuk memenuhi seluruh kebutuhan dengan melakukan *monitoring* terhadap kondisi likuiditas Bank melalui beberapa rasio likuiditas. Bank meyakini dana tetap tumbuh dan arus kas dari aktiva produktif dapat menjaga kecukupan likuiditas.

The Bank continually evaluates the effectiveness of the operating system to ensure that sufficient funds are available to meet all needs by monitoring the condition of the Bank's liquidity through several liquidity ratios. The Bank believes that funds will continue to grow and cash flow from earning assets will be able to maintain sufficient liquidity.

47. NILAI WAJAR ASET DAN LIABILITAS KEUANGAN

Tabel di bawah ini menyajikan perbandingan antara nilai tercatat dan nilai wajar dari aset dan liabilitas keuangan. Nilai wajar yang diungkapkan adalah berdasarkan informasi relevan yang tersedia pada tanggal 31 Desember 2025 dan 2024 tidak diperbaharui untuk mencerminkan perubahan dalam kondisi pasar yang telah terjadi setelah tanggal ini.

Pada tanggal 31 Desember 2025 dan 2024 nilai tercatat dari aset dan liabilitas keuangan Bank memiliki nilai yang hampir sama dengan nilai wajarnya kecuali untuk instrumen berikut:

47. FAIR VALUE OF FINANCIAL ASSETS AND LIABILITIES

The table below summarises the comparison between the carrying values and fair values of financial assets and liabilities of the Bank. The fair values disclosed are based on relevant information available as at 31 December 2025 and 2024 and are not updated to reflect changes in market conditions which have occurred after these dates.

As at 31 December 2025 and 2024, the carrying value of the Bank's financial assets and liabilities approximates their fair value except for the following financial instruments:

	31 Desember/*December* 2025		31 Desember/*December* 2024		
	Nilai tercatat/ *Carrying value*	Nilai wajar/ *Fair value*	Nilai tercatat/ *Carrying value*	Nilai wajar/ *Fair value*	
Investasi pada surat berharga	59,682,602	59,859,808	62,251,806	62,478,192	*Investments in marketable securities*

Tabel di bawah ini menyajikan instrumen keuangan yang diakui pada nilai wajar berdasarkan hierarki yang digunakan Bank untuk menentukan dan mengungkapkan nilai wajar dari instrumen keuangan:

(i) Tingkat 1: harga kuotasian (tanpa penyesuaian) di pasar aktif untuk aset atau liabilitas yang identik yang dapat diakses pada tanggal pengukuran.
(ii) Tingkat 2: input selain harga kuotasian yang termasuk dalam level 1 yang dapat diobservasi untuk aset dan liabilitas, baik secara langsung atau tidak langsung.
(iii) Tingkat 3: pengukuran nilai wajar yang berasal dari teknik penilaian yang mencakup input untuk aset dan liabilitas yang bukan berdasarkan data pasar yang dapat diobservasi.

The tables below show the financial instruments recognised at fair value based on the hierarchy used by the Bank in determining and disclosing the fair value of financial instruments:

(i) Level 1: quoted prices (unadjusted) in active markets for identical assets or liabilities which are accessible at the measurement date.
(ii) Level 2: inputs other than quoted prices included in level 1 that are observable for the assets and liabilities, either directly or indirectly.
(iii) Level 3: Fair value measurements are those derived from valuation techniques that include inputs for asset and liability that are not based on observable market data.

Nilai wajar tingkat 1 dinilai menggunakan data dari *Bloomberg*.

The fair value level 1 is valued by using data from Bloomberg.

Nilai wajar tingkat 2 dinilai menggunakan data dari *Indonesia Bond Pricing Agency ("IBPA")* dan *Net Asset Value report* dimana dihitung dengan model diskonto arus kas dengan kurva *yield* (diambil dari data pasar) terkini yang sesuai dengan sisa periode jatuh temponya.

The fair value level 2 is valued by using data from Indonesia Bond Pricing Agency ("IBPA") and Net Asset Value report which is calculated using a discounted cash flow model based on current yield curve (derived from market data) appropriated with the remaining term of maturity.

	31 Desember/*December* 2025				
	Nilai wajar/ *Fair value*	Tingkat/ *Level 1*	Tingkat/ *Level 2*	Tingkat/ *Level 3*	
Investasi pada surat berharga	59,859,808	-	59,832,086	27,722	*Investments in marketable securities*
	31 Desember/*December* 2024				
	Nilai wajar/ *Fair value*	Tingkat/ *Level 1*	Tingkat/ *Level 2*	Tingkat/ *Level 3*	
Investasi pada surat berharga	62,478,192	-	62,448,716	29,476	*Investments in marketable securities*

47. NILAI WAJAR ASET DAN LIABILITAS KEUANGAN (lanjutan)

Nilai wajar aset dan kewajiban keuangan tertentu, kecuali efek-efek dan sukuk Pemerintah yang dimiliki hingga jatuh tempo, piutang, dan pembiayaan yang diberikan dan surat berharga yang diterbitkan, mendekati nilai tercatatnya karena mempunyai jangka waktu jatuh tempo yang singkat.

a. Giro dan penempatan pada Bank Indonesia, giro dan penempatan pada bank lain, tagihan akseptasi dan aset lain-lain.

Nilai tercatat dari giro dan penempatan pada Bank Indonesia dan bank lain, tagihan akseptasi, dan aset lain-lain adalah perkiraan yang layak atas nilai wajar.

b. Investasi pada surat berharga

Nilai wajar untuk investasi pada surat berharga yang dimiliki hingga jatuh tempo ditetapkan berdasarkan harga pasar atau harga kuotasi perantara (*broker*)/pedagang efek (*dealer*). Jika informasi ini tidak tersedia, nilai wajar diestimasi dengan menggunakan harga pasar kuotasi efek yang memiliki karakteristik risiko kredit, jatuh tempo, dan *yield* yang serupa atau menggunakan metode penilaian internal.

c. Liabilitas segera, simpanan *wadiah*, simpanan dari bank lain, liabilitas lain-lain, dan dana *syirkah* temporer.

Estimasi nilai wajar dari liabilitas segera, simpanan *mudharabah*, dan liabilitas lain-lain adalah sebesar jumlah yang harus dibayarkan kembali sewaktu-waktu.

Estimasi nilai wajar terhadap simpanan *wadiah* dan simpanan dari bank lain dengan tingkat margin tetap dan liabilitas akseptasi ditetapkan berdasarkan diskonto arus kas dengan menggunakan tingkat margin pasar uang dengan sisa jatuh tempo yang serupa.

d. Piutang dan pembiayaan

Portofolio piutang dan pembiayaan Bank secara umum terdiri dari piutang dan pembiayaan yang diberikan dan dinyatakan berdasarkan *amortised cost.*

47. FAIR VALUE OF FINANCIAL ASSETS AND LIABILITIES *(continued)*

The fair values of certain financial assets and liabilities, except for securities and Government sukuk classified as held to maturity, receivables and financing and marketable securities issued approximate their carrying values due to their short-term maturities.

a. Current accounts and placements with Bank Indonesia, current accounts and placements with other banks, acceptance receivables and other assets.

The carrying amount of current accounts and placements with Bank Indonesia and other banks, acceptance receivables and other assets are a reasonable approximations of fair value.

b. Investments in marketable securities

The fair value for amortised cost investments in marketable securities are based on the market prices or broker/dealer price quotations. When this information is not available, the fair value is estimated using quoted market prices for securities with similar credit risk, maturity and yield characteristics or using internal valuation models.

c. Obligations due immediately, wadiah deposits, deposits from other banks, other liabilities and temporary syirkah funds.

The estimated fair value of obligations due immediately, mudharabah deposits and other liabilities are the amounts repayable on demand.

The estimated fair values of wadiah deposits and deposits from other banks with fixed rate margin and acceptance liabilities are determined based on discounted cash flows using money market margin rates for with similar remaining maturities.

d. Receivables and financing

Generally, the Bank's receivables and financing portfolio consists of receivables and financing that are stated at amortised cost.

47. NILAI WAJAR ASET DAN LIABILITAS KEUANGAN (lanjutan)

d. Piutang dan pembiayaan (lanjutan)

Estimasi nilai wajar terhadap piutang dan pembiayaan ditetapkan berdasarkan diskonto arus kas dengan menggunakan tingkat margin yang berlaku untuk piutang dan pembiayaan dengan risiko kredit dan sisa jatuh tempo yang serupa.

Nilai wajar dari piutang dan pembiayaan yang diberikan menunjukkan nilai diskon dari perkiraan arus kas masa depan yang diharapkan akan diterima oleh Bank dengan menggunakan tingkat margin pasar saat ini.

47. FAIR VALUE OF FINANCIAL ASSETS AND LIABILITIES *(continued)*

d. Receivables and financing (continued)

The estimated fair values of receivables and financing are determined based on discounted cash flows using margin rates applied for receivables and financing with similar credit risk and remaining maturities.

The estimated fair value of loans represent the discounted amount of estimated future cash flows expected to be received by the Bank using the current market rates.

48. SEGMEN OPERASI

Segmen operasi Bank dibagi berdasarkan beberapa segmen operasi sebagai berikut: *Corporate Banking*, *Commercial Banking*, Hubungan Kelembagaan, Ritel dan *Treasury Banking* & Kantor Pusat. Dalam menentukan hasil segmen operasi, beberapa akun aset dan liabilitas serta pendapatan dan biaya diatribusikan ke masing-masing segmen berdasarkan kebijakan pelaporan internal manajemen. Komponen *Internal Transfer Pricing Model* diterapkan dalam perhitungan kinerja laba rugi masing-masing segmen.

Ringkasan berikut menjelaskan operasi masing-masing segmen dalam pelaporan segmen Bank:

- *Corporate Banking*: melayani badan usaha seperti BUMN dan anak perusahaannya, lembaga negara, perusahaan multinasional, bank dan lembaga keuangan bukan bank (termasuk modal ventura *non-linkage*), pembiayaan sindikasi, perusahaan terbuka, dan perusahaan sekuritas.
- *Commercial Banking*: melayani badan usaha seperti BUMD dan anak perusahaannya, pemerintah daerah, rumah sakit (kecuali diatur dalam produk khusus), perguruan tinggi negeri dan swasta (yayasan yang memiliki perguruan tinggi).
- Hubungan Kelembagaan: saat ini difokuskan untuk pengelolaan dana nasabah dan transaksi-transaksi lainnya milik nasabah lembaga pemerintah dan dana pensiun BUMN.

48. OPERATIONS SEGMENTS

The Bank's operating segment is divided based on the following operating segments: Corporate Banking, Commercial Banking, Institutional Relation, Retail and Treasury Banking & Head Office. In determining the results of operating segments, certain asset and liability accounts and revenues and expenses are attributed to each segment based on management's internal reporting policies. The components of Internal Transfer Pricing Model are applied in the calculation of profit or loss performance of each segments.

The following summary describes the operations of each segment in the Bank's segment reporting:

- *Corporate Banking: serves business entities such as SOEs and their subsidiaries, state institutions, multinational companies, banks and non-bank financial institutions (including non-linkage venture capital), syndicated financing, public companies and securities companies.*
- *Commercial Banking: serves business entities such as BUMD and its subsidiaries, regional governments, hospitals (unless regulated in special products), state and private universities (foundations with tertiary institutions).*
- *Institutional Relation: currently focused on the management of customer funds and other transactions belonging to customers of government institutions and BUMN pension funds.*

48. SEGMEN OPERASI (lanjutan)

Ringkasan berikut menjelaskan operasi masing-masing segmen dalam pelaporan segmen Bank: (lanjutan)

- Ritel: saat ini meliputi antara lain:
  - Ritel SME: melayani badan usaha swasta berbentuk badan hukum dan nonbadan hukum untuk tujuan produktif, pendidikan dasar & menengah, klinik, koperasi, pola *linkage*, inti plasma, dan perorangan.
  - Ritel Mikro: ditujukan untuk melayani nasabah individual dan pengusaha mikro, termasuk di dalamnya adalah penyaluran pembiayaan bersubsidi untuk mendukung program pemerintah dalam memberdayakan usaha masyarakat.
  - Ritel Konsumer: melayani perorangan untuk tujuan konsumtif/multiguna (antara lain produk Griya, Multiguna, Kendaraan, Pensiunan, Kartu Pembiayaan, Cicil Emas dan Gadai Emas, pembiayaan program pemerintah).
- Lainnya: saat ini meliputi antara lain:
  - *Treasury*: segmen *treasury* terkait dengan kegiatan *treasury* Bank termasuk transaksi valuta asing*, money market, fixed income*, bisnis perbankan internasional, pasar modal, supervisi Kantor Luar Negeri.
  - Kantor Pusat: terkait dengan pengelolaan aset dan liabilitas selain yang telah dikelola oleh segmen operasi lainnya termasuk menerima alokasi biaya atas penyediaan jasa servis secara sentralisasi kepada segmen lainnya serta pendapatan/biaya yang tidak teralokasi ke pelaporan segmen lainnya.

Kinerja diukur berdasarkan laba segmen sebelum pajak penghasilan, sebagaimana dilaporkan dalam laporan internal manajemen yang direviu oleh Manajemen Bank. Keuntungan segmen digunakan untuk mengukur kinerja dimana manajemen berkeyakinan bahwa informasi tersebut paling relevan dalam mengevaluasi hasil segmen tersebut relatif terhadap entitas lain yang beroperasi dalam industri tersebut.

***48. OPERATIONS SEGMENTS** (continued)*

The following summary describes the operations of each segment in the Bank's segment reporting: (continued)

- *Retail: currently includes, among others:*
  - *SME Retail: serving private business entities in the form of legal entities and non-legal entities for productive purposes, primary & secondary education, clinics, cooperatives, linkage patterns, plasma core and individuals.*
  - *Micro Retail: aimed at serving individual customers and micro entrepreneurs, including the distribution of subsidised financing to support government programs in empowering community businesses.*
  - *Consumer Retail: serving individuals for consumptive/multipurpose (among others Griya products, Multipurpose, Vehicles, Pensioners, Financing Cards, Gold Installments and Pawn Gold, government program financing).*
- *Others: currently include, among others:*
  - *Treasury: treasury segment related to the Bank's treasury activities including foreign exchange transactions, money market, fixed income, international banking business, capital market, supervision of Foreign Office.*
  - *Head Office: related to the management of assets and liabilities other than those already managed by other operating segments, including receiving cost allocation for centralised service provision to other segments as well as revenues/costs that are not allocated to other segment reporting.*

Performance is measured based on segment profit before income tax, as reported in an internal management report reviewed by the Bank Management. Segment profit is used to measure performance where management believes that the information is most relevant in evaluating the results of the segment relative to other entities operating in the industry.

48. SEGMEN OPERASI (lanjutan) / *48. OPERATIONS SEGMENTS (continued)*

Berikut ini adalah informasi segmen Bank berdasarkan segmen operasi:

Information concerning the operating segments of the Bank are as follows:

Keterangan	31 Desember/*December* 2025							*Descriptions*
	Corporate Banking	*Commercial Banking*	Hubungan Kelembagaan/ *Institutional Relation*	*Retail Banking*	*Treasury Banking* & Kantor Pusat/ *Treasury Banking & Head Office*	Penyesuaian & Eliminasi/ *Adjustment & Elimination***)	Jumlah/ *Total*	
Pendapatan pengelolaan dana sebagai *mudharib**)	5,622,410	2,264,840	5,203,797	29,087,617	2,313,633	(16,226,806)	28,265,491	*Income from fund management as mudharib**)
Hak pihak ketiga atas bagi hasil*)	(4,579,930)	(1,745,549)	(4,698,204)	(14,449,773)	(594,093)	16,931,144	(9,136,405)	*Third parties' share on return**)
Hak bagi hasil milik Bank	1,042,480	519,291	505,593	14,637,844	1,719,540	704,338	19,129,086	*Bank's share in profit*
Pendapatan usaha lainnya	444,885	153,925	-	2,297,523	4,040,263	-	6,936,596	*Other operating income*
Beban usaha	(233,113)	(244,845)	(161,637)	(7,029,752)	(6,031,367)	-	(13,700,714)	*Operating expenses*
Beban cadangan kerugian penurunan nilai aset produktif dan nonproduktif - bersih	61,612	(33,380)	-	(2,310,473)	(74,710)	-	(2,356,951)	*Provision for impairment losses on earning and non-earning assets - net*
Total beban	(171,501)	(278,225)	(161,637)	(9,340,225)	(6,106,077)	-	(16,057,665)	*Total expenses*
Pendapatan/(beban) nonusaha - bersih	7	-	-	585	3,688	(592)	3,688	*Non-operating income/(expense) - net*
Laba sebelum zakat dan beban pajak	1,315,871	394,991	343,956	7,595,727	(342,586)	703,746	10,011,705	*Income before zakat and tax expense*
Zakat	(32,757)	(9,875)	(8,599)	(189,893)	(9,169)	-	(250,293)	*Zakat*
Beban pajak	(281,056)	(84,725)	(73,779)	(1,629,284)	(125,045)	-	(2,193,889)	*Tax expenses*
Laba bersih	1,002,058	300,391	261,578	5,776,550	(476,800)	703,746	7,567,523	*Net income*
Aset segmen								***Segment of assets***
Pembiayaan *wholesale*	70,842,980	19,956,543	-	-	-	-	90,799,523	*Wholesale financing*
Pembiayaan ritel								*Retail financing*
SME	-	-	-	24,590,880	-	-	24,590,880	*SME*
Mikro	-	-	-	27,666,748	-	-	27,666,748	*Micro*
Konsumer***)	-	-	-	175,786,610	-	-	175,786,610	*Consumer****)
Cadangan kerugian penurunan nilai pembiayaan	(4,318,803)	(1,190,829)	-	(5,472,749)	-	-	(10,982,381)	*Provision for impairment losses for financing*
Nonpembiayaan - bersih	44,550	-	-	-	148,286,676	-	148,331,226	*Non-financing - net*
	66,568,727	18,765,714	-	222,571,489	148,286,676	-	456,192,606	
Liabilitas, dana *syirkah* temporer dan ekuitas segmen								***Segment of liabilities, temporary syirkah funds and equity***
Pendanaan	44,366,869	21,047,633	103,829,629	210,861,924	13,105,708	-	393,211,763	*Funding*
Nonpendanaan	-	-	-	-	62,980,843	-	62,980,843	*Non-funding*
	44,366,869	21,047,633	103,829,629	210,861,924	76,086,551	-	456,192,606	

*) Termasuk komponen *internal transfer pricing* antarsegmen operasi
**) Termasuk eliminasi komponen *internal transfer pricing*
***) Termasuk segmen *pawning* dan hasanah *card*

**) Include component of internal transfer pricing among operating segments*
***) Include elimination of internal transfer pricing components*
****) Include pawning and hasanah card segment*

48. SEGMEN OPERASI (lanjutan) / *48. OPERATIONS SEGMENTS (continued)*

Berikut ini adalah informasi segmen Bank berdasarkan segmen operasi: (lanjutan)

Information concerning the operating segments of the Bank are as follows: (continued)

Keterangan	31 Desember/*December* 2024							*Descriptions*
	Corporate Banking	*Commercial Banking*	Hubungan Kelembagaan/ *Institutional Relation*	*Retail Banking*	*Treasury Banking* & Kantor Pusat/ *Treasury Banking & Head Office*	Penyesuaian & Eliminasi/ *Adjustment & Elimination***)	Jumlah/ *Total*	
Pendapatan pengelolaan dana sebagai *mudharib**)	4,758,365	1,643,295	4,743,000	26,466,294	2,321,675	(14,634,426)	25,298,203	*Income from fund management as mudharib**)
Hak pihak ketiga atas bagi hasil*)	(3,682,258)	(1,179,454)	(4,192,316)	(13,010,908)	(614,513)	14,790,420	(7,889,029)	*Third parties' share on return**)
Hak bagi hasil milik Bank	1,076,107	463,841	550,684	13,455,386	1,707,162	155,994	17,409,174	*Bank's share in profit*
Pendapatan usaha lainnya	374,100	198,027	101	2,257,932	2,726,319	-	5,556,479	*Other operating income*
Beban usaha	(151,526)	(215,341)	(101,896)	(6,208,730)	(5,116,149)	-	(11,793,642)	*Operating expenses*
Beban cadangan kerugian penurunan nilai aset produktif dan nonproduktif - bersih	(109,297)	(124,951)	-	(1,757,475)	97,856	-	(1,893,867)	*Provision for impairment losses on earning and non-earning assets - net*
Total beban	(260,823)	(340,292)	(101,896)	(7,966,205)	(5,018,293)	-	(13,687,509)	*Total expenses*
Pendapatan/(beban) nonusaha - bersih	-	-	-	56,610	(52,298)	-	4,312	*Non-operating income/(expense) - net*
Laba sebelum zakat dan beban pajak	1,189,384	321,576	448,889	7,803,723	(637,110)	155,994	9,282,456	*Income before zakat and tax expense*
Zakat	(29,735)	(8,040)	(11,222)	(195,093)	12,029	-	(232,061)	*Zakat*
Beban pajak	(255,123)	(68,978)	(96,287)	(1,673,898)	49,779	-	(2,044,507)	*Tax expenses*
Laba bersih	904,526	244,558	341,380	5,934,732	(575,302)	155,994	7,005,888	*Net income*
Aset segmen								***Segment of assets***
Pembiayaan *wholesale*	58,719,889	18,497,916	-	-	-	-	77,217,805	*Wholesale financing*
Pembiayaan ritel								*Retail financing*
SME	-	-	-	21,634,863	-	-	21,634,863	*SME*
Mikro	-	-	-	27,745,691	-	-	27,745,691	*Micro*
Konsumer***)	-	-	-	151,882,883	-	-	151,882,883	*Consumer****)
Cadangan kerugian penurunan nilai pembiayaan	(4,382,847)	(1,201,453)	-	(4,707,382)	-	-	(10,291,682)	*Provision for impairment losses for financing*
Nonpembiayaan - bersih	597,762	-	-	-	139,826,110	-	140,423,872	*Non-financing - net*
	54,934,804	17,296,463	-	196,556,055	139,826,110	-	408,613,432	
Liabilitas, dana *syirkah* temporer dan ekuitas segmen								***Segment of liabilities, temporary syirkah funds and equity***
Pendanaan	21,619,859	12,013,780	89,456,637	205,226,059	26,603,912	-	354,920,247	*Funding*
Nonpendanaan	-	-	-	-	53,693,185	-	53,693,185	*Non-funding*
	21,619,859	12,013,780	89,456,637	205,226,059	80,297,097	-	408,613,432	

*) Termasuk komponen *internal transfer pricing* antarsegmen operasi
**) Termasuk eliminasi komponen *internal transfer pricing*
***) Termasuk segmen *pawning* dan hasanah *card*

**) Include component of internal transfer pricing among operating segments*
***) Include elimination of internal transfer pricing components*
****) Include pawning and hasanah card segment*

49. PERJANJIAN, KOMITMEN DAN KONTINJENSI SIGNIFIKAN / *49. SIGNIFICANT AGREEMENTS, COMMITMENTS AND CONTINGENCIES*

Perjanjian signifikan / *Significant Agreements*

Bancassurance

Pada tanggal 27 September 2024, Bank menandatangani perjanjian *bancassurance* dengan PT Prudential Sharia Life Assurance ("Prudential Sharia Life") untuk memasarkan, mempromosikan dan mereferensikan produk asuransi Prudential Sharia Life melalui jaringan distribusi Bank. Perjanjian kerjasama ini berlaku efektif sejak tanggal perjanjian dan akan terus berlaku dan efektif hingga tahun kelima belas (15) sejak tanggal peluncuran (1 Maret 2025). Adapun kewajiban Bank sebelum tanggal peluncuran terkait dengan penerbitan produk dan layanan asuransi di jaringan distribusi Bank antara lain mempersiapkan peraturan internal, pelatihan pegawai Bank, rencana pemasaran dan komunikasi serta penyesuaian sistem.

Bancassurance

As at 27 September 2024, the bank signed bancassurance agreement with PT Prudential Sharia Life Assurance ("Prudential Sharia Life") to market, promote and refer Prudential Sharia Life insurance products through the Bank's distribution network. This collaboration agreement is effective from the date of agreement and will continue to be valid and effective until the fifteenth (15th) year from the launch date (1 March 2025). The Bank's obligations before the launch date related to the launching of insurance products and services in the Bank's distribution network include preparing internal regulations, training Bank employees, marketing and communication plans and system adjustments.

49. PERJANJIAN, KOMITMEN DAN KONTINJENSI SIGNIFIKAN (lanjutan)

Perjanjian signifikan (lanjutan)

Bancassurance (lanjutan)

Secara bertahap, terakhir pada tanggal 25 Oktober 2025, Bank telah menerima secara tunai sebesar Rp4.500.000 dari Prudential Sharia Life yang dicatat sebagai kas dan pendapatan yang diterima di muka di buku Bank. Selanjutnya, Bank akan mengakui pendapatan secara amortisasi selama 15 tahun.

Sepanjang tahun 2025 dan 2024, Bank telah mengakui pendapatan masing-masing sebesar Rp301.483 dan Rp343.480.

Perjanjian Sewa Menyewa

Pada tanggal 1 Juli 2025, Bank dan PT PP (Persero) Tbk ("PT PP") telah menandatangani perjanjian sewa menyewa area sewa sehubungan dengan skema Bangun, Guna dan Serah ("BOT") BSI Tower yang berlokasi di Jalan Medan Merdeka Selatan No.17 Jakarta. Jangka waktu sewa adalah tiga puluh tahun, terhitung sejak tanggal dimulainya sewa adalah 1 Juli 2025. Bank telah melakukan pembayaran sewa sebesar Rp62.241 untuk periode 1 Juli 2025 sampai 31 Desember 2025. Pada tanggal dimulainya sewa Bank akan mencatat aset guna usaha dan liabilitas sewa untuk seluruh periode sewa hingga masa berakhirnya sewa. Aset hak guna dan liabilitas sewa per 31 Desember 2025 adalah sebesar Rp2.605.315.

Dana Kementerian Keuangan

Pada tanggal 12 September 2025, Bank menerima penempatan dana sebesar Rp10.000.000 dari Kementerian Keuangan berdasarkan Keputusan Menteri Keuangan Republik Indonesia No. 276/KMK.05/2025 tentang Penempatan Uang Negara dalam Rangka Pengelolaan Kelebihan dan Kekurangan Kas untuk Mendukung Pelaksanaan Program Pemerintah dalam Mendorong Pertumbuhan Ekonomi. Penempatan dana tersebut juga telah dituangkan dalam Perjanjian Kerjasama (PKS) No. 05/1158-PKS/DIR tanggal 12 September 2025.

Penempatan Dana tersebut dalam bentuk Deposito dengan tingkat imbal hasil setara 80,467% x BI7DRR. Penerimaan dana tersebut dalam rangka mendukung pendalaman pasar keuangan dan mendukung program pemerintah dalam mendorong pertumbuhan ekonomi terutama pertumbuhan sektor riil.

Dana yang diterima oleh Bank akan digunakan sesuai ketentuan dalam KMK tersebut dan selaras dengan manajemen risiko dari Bank.

49. SIGNIFICANT AGREEMENTS, COMMITMENTS AND CONTINGENCIES *(continued)*

Significant Agreements *(continued)*

Bancassurance (continued)

In stages, latest on 25 October 2025, the Bank received Rp4,500,000 in cash from Prudential Sharia Life, which was recorded as cash and unearned income in the Bank's books. Subsequently, the Bank will recognize income through amortization over 15 years.

During 2025 and 2024, the Bank has recognized revenues of Rp301,483 and Rp343,480, respectively.

Lease Agreement

On 1 July 2025, the Bank and PT PP (Persero) Tbk ("PT PP") signed a lease agreement for the leased area in connection with the Build, Operate and Transfer ("BOT") scheme of BSI Tower located at Jalan Medan Merdeka Selatan No.17 Jakarta. The lease term is thirty years, starting from the commencement date of the lease which is 1 July 2025. The Bank has made a rental payment of Rp62,241 for the period from 1 July 2025 to 31 December 2025. On the lease commencement date the Bank will record the lease asset and lease liability for the entire lease period until the lease ends. The right-of-use asset and lease liability as of 31 December 2025 amounting to Rp2,605,315.

Ministry of Finance funds

On 12 September 2025, the Bank received a fund placement of Rp10,000,000 from the Ministry of Finance based on the Decree of the Minister of Finance of the Republic of Indonesia No. 276/KMK.05/2025 concerning the Placement of State Funds in the Context of Managing Cash Surpluses and Shortages to Support the Implementation of Government Programs in Encouraging Economic Growth. The fund placement has also been stipulated in the Cooperation Agreement (PKS) No. 05/1158-PKS/DIR dated 12 September 2025.

The fund placement is in the form of a deposit with a return rate equivalent to 80.467% x BI7DRR. This fund placement is to support financial market deepening and to assist the government's program in promoting economic growth, particularly the growth of the real sector.

The funds received by the Bank will be used in accordance with the provisions of the said decree and aligned with risk management of the Bank.

49. PERJANJIAN, KOMITMEN DAN KONTINJENSI SIGNIFIKAN (lanjutan)

Dana Kementerian Keuangan (lanjutan)

Di tahun 2025, Bank menerima Penempatan Uang Negara dalam Rangka Pengelolaan Kelebihan dan Kekurangan Kas untuk Mendukung Pelaksanaan Program Pemerintah dan Mendorong Pertumbuhan Ekonomi berdasarkan Keputusan Menteri Keuangan Republik Indonesia No.276 tertanggal 12 September dan No.332 tertanggal 10 November 2025 ('SAL') sebesar Rp10.000.000 yang di tempatkan dalam deposito *mudharabah* dengan tenor 6 bulan dan dapat diperpanjang.

Sampai dengan 31 Desember 2025, seluruh penempatan dana SAL tersebut diatas telah di salurkan sebagai kredit oleh Bank sesuai dengan kriteria penyaluran dana yang diatur dalam Keputusan Menteri Keuangan diatas dan ketentuan internal yang mengacu kepada Keputusan Menteri Keuangan tersebut. Per 31 Desember 2025 dana yang ditempatkan dalam deposito *mudharabah* adalah tetap sebesar Rp10.000.000.

Liabilitas kontinjensi

Dalam menjalankan usahanya, Bank menghadapi berbagai perkara hukum yang terkadang mengandung tuntutan ganti rugi dimana Bank berposisi sebagai tergugat, terutama sehubungan dengan kepatuhan para pihak terhadap perjanjian/kontrak.

Walaupun terdapat perkara yang masih berproses, Bank berpendapat bahwa berdasarkan informasi yang ada dan posisi hukum Bank, tuntutan hukum ini tidak akan berdampak secara material pada operasi, posisi keuangan atau tingkat likuiditas Bank.

Pada tanggal 31 Desember 2025 dan 2024, Bank telah membentuk cadangan (disajikan dalam akun "Liabilitas Lain-lain") untuk sejumlah tuntutan hukum yang telah berkekuatan hukum tetap (*inkracht*) maupun yang masih dalam proses masing-masing sebesar Rp2.872 dan Rp3.021. Manajemen berpendapat bahwa jumlah cadangan yang dibentuk telah memadai untuk menutup kerugian akibat hukum yang belum diputuskan atau masih dalam proses.

49. SIGNIFICANT AGREEMENTS, COMMITMENTS AND CONTINGENCIES *(continued)*

Ministry of Finance funds (continued)

In 2025, the Bank received a State Fund Placement for the Management of Cash Surpluses and Shortfalls to Support the Implementation of Government Programs and Stimulate Economic Growth, based on Decrees of the Minister of Finance of the Republic of Indonesia No. 276 dated 12 September and No. 332 dated 10 November 2025 ('SAL') amounting to Rp10,000,000, placed in mudharabah time deposits with a 6-month term and extendable.

As of 31 December 2025, all SAL funds have been disbursed as credit by the Bank in accordance with the disbursement criteria stipulated in the aforementioned Decree of the Minister of Finance and internal policies, which refer to the Decree. As of 31 December 2025, funds placed on mudharabah time deposits remained at Rp10,000,000.

Contingent liabilities

In conducting the business, the Bank faces various legal cases which sometimes involve claims for compensation in which the Bank is positioned as a defendant, especially in relation to the parties' compliance with agreements/contracts.

Although there are cases that are still in process, the Bank believes that based on information currently available and the Bank's legal position, these legal claims will not likely have a material effect on the operations, financial position or liquidity level of the Bank.

As at 31 December 2025 and 2024, the Bank has established a provision (included in "Other Liabilities") for a number of legal claims which have permanent legal force (inkracht) and which are still in process amounting to Rp2,872 and Rp3,021, respectively. Management believes that the provision is adequate to cover losses due to the legal risks.

50. TAMBAHAN INFORMASI ARUS KAS / 50. SUPPLEMENTARY CASH FLOW INFORMATION

Perubahan pada liabilitas yang timbul dari aktivitas pendanaan pada laporan arus kas adalah sebagai berikut:

Changes in liabilities arising from financing activities in the statements of cash flows are as follows:

Keterangan / Descriptions	31 Desember/December 2025					
	1 Januari/ 1 January 2025	Aktivitas nonkas/ Non-cash activity	Arus kas/ Cash flow	Selisih kurs/ Foreign exchange difference	Lainnya/ Others	Jumlah/ Total
Liabilitas sewa / *Lease liabilities*	181,296	3,004,933	(474,177)	-	-	2,712,052
Pembiayaan berjangka *mudharabah* / *Mudharabah term financing*	1,000,000	-	(1,000,000)	-	-	-
Sukuk *mudharabah* subordinasi / *Subordinated sukuk mudharabah*	200,000	-	-	-	-	200,000
Sukuk *mudharabah* diterbitkan / *Issued sukuk mudharabah*	3,018,563	-	3,306,338	-	-	6,324,901
Liabilitas kepada Bank Indonesia / *Liabilities to Bank Indonesia*	18,417,864	-	(18,417,864)	-	-	-

Keterangan / Descriptions	31 Desember/December 2024					
	1 Januari/ 1 January 2024	Aktivitas nonkas/ Non-cash activity	Arus kas/ Cash flow	Selisih kurs/ Foreign exchange difference	Lainnya/ Others	Jumlah/ Total
Liabilitas sewa / *Lease liabilities*	123,193	210,016	(151,913)	-	-	181,296
Pembiayaan berjangka *mudharabah* / *Mudharabah term financing*	776,250	-	222,940	810	-	1,000,000
Sukuk *mudharabah* subordinasi / *Subordinated sukuk mudharabah*	200,000	-	-	-	-	200,000
Sukuk *mudharabah* diterbitkan / *Issued sukuk mudharabah*	3,608	(776)	3,015,731	-	-	3,018,563
Liabilitas kepada Bank Indonesia / *Liabilities to Bank Indonesia*	11,900,055	-	6,517,809	-	-	18,417,864

51. OPINI DEWAN PENGAWAS SYARIAH / 51. OPINION OF THE SHARIA SUPERVISORY BOARD

Berdasarkan surat No. 01/BSI/DPS/OPINI/I/2026 tanggal 28 Januari 2026, Dewan Pengawas Syariah ("DPS") PT Bank Syariah Indonesia Tbk menyatakan bahwa secara umum aspek syariah dalam operasional dan produk PT Bank Syariah Indonesia Tbk untuk periode yang berakhir pada tanggal 31 Desember 2025, telah mengikuti fatwa dan ketentuan syariah yang dikeluarkan oleh Dewan Syariah Nasional Majelis Ulama Indonesia ("DSN-MUI"), serta opini syariah dari DPS.

Based on letter No. 01/BSI/DPS/OPINI/I/2026 dated 28 January 2026, the Sharia Supervisory Board ("DPS") of PT Bank Syariah Indonesia Tbk expressed opinions that in general, the sharia aspects on products and operations of PT Bank Syariah Indonesia Tbk for the period ended 31 December 2025, have complied with fatwa and sharia regulations issued by National Sharia Board of Indonesian Ulama Council ("DSN-MUI"), and sharia opinion of DPS.

Berdasarkan surat No. 05/BSI/DPS/OPINI/I/2025 tanggal 16 Januari 2025, Dewan Pengawas Syariah ("DPS") PT Bank Syariah Indonesia Tbk menyatakan bahwa secara umum aspek syariah dalam operasional dan produk PT Bank Syariah Indonesia Tbk untuk tahun yang berakhir pada tanggal 31 Desember 2024, telah mengikuti fatwa dan ketentuan syariah yang dikeluarkan oleh Dewan Syariah Nasional Majelis Ulama Indonesia ("DSN-MUI"), serta opini syariah dari DPS.

Based on letter No. 05/BSI/DPS/OPINI/I/2025 dated 16 January 2025, the Sharia Supervisory Board ("DPS") of PT Bank Syariah Indonesia Tbk expressed opinions that in general, the sharia aspects on products and operations of PT Bank Syariah Indonesia Tbk for the year ended 31 December 2024, have complied with fatwa and sharia regulations issued by National Sharia Board of Indonesian Ulama Council ("DSN-MUI"), and sharia opinion of DPS.

52. RENCANA BARANG MODAL / 52. CAPITAL EXPENDITURE COMMITMENTS

Bank memiliki komitmen barang modal terkait dengan perangkat *IT* sebesar Rp1.940.341 dan Rp1.939.959, masing-masing pada tanggal 31 Desember 2025 dan 2024.

The Bank has capital expenditure plans in relation to the IT equipment amounting to Rp1,940,341 and Rp1,939,959 as at 31 December 2025 and 2024, respectively.

53. STANDAR AKUNTANSI KEUANGAN BARU YANG TELAH DISAHKAN NAMUN BELUM BERLAKU EFEKTIF

Dewan Standar Akuntansi Keuangan Ikatan Akuntan Indonesia ("DSAK-IAI") telah menerbitkan standar baru, amendemen dan interpretasi berikut, namun belum berlaku efektif untuk tahun buku yang dimulai pada 1 Januari 2026 adalah sebagai berikut:

- Amendemen PSAK 109: "Klasifikasi dan Pengukuran Instrumen Keuangan" tentang penghentian pengakuan liabilitas keuangan, serta mengklarifikasi penilaian karakteristik arus kas untuk aset keuangan dengan fitur ESG-linked, aset keuangan dengan fitur non-recourse, dan instrumen yang terikat secara kontraktual seperti tranche.
- Amendemen PSAK 107: "Klasifikasi dan Pengukuran Instrumen Keuangan" tentang persyaratan pengungkapan investasi pada instrumen ekuitas yang diukur pada nilai wajar melalui penghasilan komprehensif lain dan menambah ketentuan terkait instrumen keuangan dengan persyaratan kontraktual yang mengubah waktu atau jumlah arus kas kontraktual.

Mulai efektif pada atau setelah tanggal 1 Januari 2027.

- Amendemen PSAK 118: "Penyajian dan Pengungkapan dalam Laporan Keuangan" tentang disyaratkan pengungkapan penyajian total dan subtotal tertentu dalam laporan laba rugi. Selain itu, entitas juga disyaratkan untuk mengklasifikasikan seluruh pendapatan dan biaya dalam laporan laba rugi dan penghasilan komprehensif lain ke dalam satu dari lima kategori: operasi, investasi, pendanaan, pajak penghasilan dan operasi yang dihentikan. Amandemen ini mensyaratkan pengungkapan atas ukuran kinerja tetapan manajemen, subtotal pendapatan dan biaya, serta persyaratan baru untuk agregasi dari disagregasi informasi keuangan.
- Amendemen PSAK 413: "Penurunan Nilai" tentang penurunan nilai atas instrumen keuangan yaitu aset keuangan berbasis syariah dan kafalah untuk penjaminan risiko kredit. PSAK 413 diterapkan pada aset keuangan syariah berupa hak tagih yang jumlah kas dan waktu pembayarannya sudah ditentukan dalam akad. Perhitungan penurunan nilai dalam PSAK 413 menggunakan konsep ekspektasi kerugian *(expected loss)* yang perhitungannya mencerminkan jumlah tidak bias dan probabilitas tertimbang *(unbiased and probability-weighted amount)* dan informasi wajar dan tersokong *(reasonable and supportable information)*. Perhitungan tersebut tidak mencerminkan nilai waktu atas uang *(time value of money)*.

53. NEW FINANCIAL ACCOUNTING STANDARDS ISSUED BUT NOT YET EFFECTIVE

Financial Accounting Standard Board of Indonesian Institute of Accountants ("DSAK-IAI") has issued the following new standards, amendments and interpretations, but not yet effective for the financial year beginning 1 January 2026 are as follows:

- *Amendment of SFAS 109: "Classification and Measurement of Financial Instruments" regarding the derecognition of financial liabilities, as well as clarifying the assessment of cash flow characteristics for financial assets with ESG-linked features, financial assets with non-recourse features, and contractually bound instruments such as tranches.*
- *Amendment of SFAS 107: "Classification and Measurement of Financial Instruments" regarding requirements for investments in equity instruments measured at fair value through other comprehensive income and adding provisions related to financial instruments with contractual terms that change the timing or amount of contractual cash flows.*

Effective beginning on or after 1 January 2027.

- *Amendment of SFAS 118: "Presentation and Disclosure in Financial Statements" regarding the required disclosure of specified total and subtotal presentation within the statement of profit or loss, including subtotals. Furthermore, entities are required to classify all income and expenses within the statement of profit or loss into one of five categories: operating, investing, financing, income taxes and discontinued operations, whereof the first three are new. It also requires disclosure of newly defined management-defined performance measures, subtotals of income and expenses, and includes new requirements for aggregation and disaggregation of financial information.*
- *Amendment of SFAS 413: "Impairment" regarding the impairment of financial instruments, namely shariabased financial assets and kafalah for credit risk guarantees. SFAS 413 is applied to sharia financial assets in the form of collection rights whose cash amount and scheduled payment have been determined in the contract. The calculation of impairment in SFAS 413 uses the concept of expected loss whose calculation reflects the unbiased and probabilityweighted amount and reasonable and supportable information. This calculation does not reflect the time value of money.*

53. STANDAR AKUNTANSI KEUANGAN BARU YANG TELAH DISAHKAN NAMUN BELUM BERLAKU EFEKTIF (lanjutan)

Mulai efektif pada atau setelah tanggal 1 Januari 2027 (lanjutan).

- Kafalah penjaminan risiko kredit ditentukan jumlah yang lebih tinggi antara jumlah provisi yang dihitung berdasarkan PSAK 413 dengan jumlah liabilitas yang telah dibentuk
- Amandemen PSAK 401: "Penyajian dan Pengungkapan dalam Laporan Keuangan Syariah" tentang perubahan penyajian dan pengungkapan informasi dalam laporan penghasilan komprehensif dan catatan atas laporan keuangan. Entitas disyarakan untuk melakukan pengklasifikasian penghasilan dan beban ke dalam kategori operasi, investasi, pendanaan, zakat perusahaan, pajak penghasilan dan operasi yang dihentikan. Selain itu, disyaratkan juga untuk menyajikan subtotal laba rugi operasi, laba rugi sebelum pendanaan, zakat perusahaan, dan pajak penghasilan, serta laba rugi.

  Untuk mengkomunikasikan pandangan manajemen atas aspek kinerja keuangan secara keseluruhan, PSAK 401 mensyaratkan pengungkapan ukuran kinerja tetapan manajemen. Perubahan ini mengakibatkan struktur laporan penghasilan komprehensif yang lebih konsisten dan meningkatkan komparabilitas antarentitas.

Pada saat penerbitan laporan keuangan, Bank masih mempelajari dampak yang mungkin timbul dari penerapan standar baru dan revisi tersebut serta pengaruhnya pada laporan keuangan.

***53. NEW FINANCIAL ACCOUNTING STANDARDS ISSUED BUT NOT YET EFFECTIVE** (continued)*

Effective beginning on or after 1 January 2027 (continued).

- *The credit risk guarantee kafalah is determined by the higher amount between the provision amount calculated based on SFAS 413 and the amount of liabilities that have been formed.*
- *Amendment to SFAS 401: "Presentation and Disclosure in Sharia Financial Statements" regarding changes in the presentation and disclosure of information in the comprehensive income statement and notes to the financial statements. Entities are required to classify income and expenses into categories of operations, investments, financing, corporate zakat, income tax, and discontinued operations. Additionally, it is also required to present subtotals for operating profit or loss, profit or loss before financing, corporate zakat, and income tax, as well as profit or loss.*

  To communicate management's views on overall financial performance, PSAK 401 mandates the disclosure of management's performance measures. These changes result in a more consistent structure for the comprehensive income statement and enhance comparability between entities.

As at the authorisation date of financial statements, the Bank is still evaluating the potential impact of these new and revised standards to the financial statements.

54. INFORMASI TAMBAHAN YANG TIDAK DISYARATKAN OLEH STANDAR AKUNTANSI KEUANGAN INDONESIA

Informasi tambahan berikut merupakan informasi yang disyaratkan oleh regulasi yang berlaku dan tidak disyaratkan oleh Standar Akuntansi Keuangan di Indonesia.

a. Kolektibilitas giro dan penempatan pada Bank Indonesia

Pada tanggal 31 Desember 2025 dan 2024, seluruh giro dan penempatan pada Bank Indonesia diklasifikasikan "Lancar".

b. Kolektibilitas giro dan penempatan pada bank lain

54. ADDITIONAL INFORMATION NOT REQUIRED BY INDONESIAN FINANCIAL ACCOUNTING STANDARDS

The following additional information is required by applicable regulations and is not required by the Financial Accounting Standards in Indonesia.

a. Collectibility of current accounts and placements with Bank Indonesia

As at 31 December 2025 and 2024, all current accounts and placements with Bank Indonesia are classified as "Current".

b. Collectibility of current accounts and placements with other banks

	31 Desember/*December* 2025		31 Desember/*December* 2024		
	Jumlah/*Total*	Cadangan kerugian penurunan nilai/ *Allowance for impairment losses*	Jumlah/*Total*	Cadangan kerugian penurunan nilai/ *Allowance for impairment losses*	
Lancar	4,568,449	17,787	3,880,874	14,809	*Current*

54. INFORMASI TAMBAHAN YANG TIDAK DISYARATKAN OLEH STANDAR AKUNTANSI KEUANGAN INDONESIA (lanjutan)

Informasi tambahan berikut merupakan informasi yang disyaratkan oleh regulasi yang berlaku dan tidak disyaratkan oleh Standar Akuntansi Keuangan di Indonesia: (lanjutan)

54. ADDITIONAL INFORMATION NOT REQUIRED BY INDONESIAN FINANCIAL ACCOUNTING STANDARDS *(continued)*

The following additional information is required by applicable regulations and is not required by the Financial Accounting Standards in Indonesia: (continued)

c. Kolektibilitas investasi pada surat berharga

c. Collectibility of investments in marketable securities

	31 Desember/*December* 2025		31 Desember/*December* 2024		
	Jumlah/*Total*	Cadangan kerugian penurunan nilai/ *Allowance for impairment losses*	Jumlah/*Total*	Cadangan kerugian penurunan nilai/ *Allowance for impairment losses*	
Lancar	59,682,602	32,114	62,251,806	35,288	Current

d. Kolektibilitas tagihan akseptasi

d. Collectibility of acceptance receivables

	31 Desember/*December* 2025		31 Desember/*December* 2024		
	Jumlah/*Total*	Cadangan kerugian penurunan nilai/ *Allowance for impairment losses*	Jumlah/*Total*	Cadangan kerugian penurunan nilai/ *Allowance for impairment losses*	
Lancar	693,116	6,931	185,145	1,851	*Current*

e. Kolektibilitas piutang

e. Collectibility of receivables

1) Kolektibilitas piutang *murabahah* adalah sebagai berikut:

1) Collectibility of Murabahah receivables as follows:

	31 Desember/*December* 2025		31 Desember/*December* 2024		
	Pokok/*Principal*	Cadangan kerugian penurunan nilai/ *Allowance for impairment losses*	Pokok/*Principal*	Cadangan kerugian penurunan nilai/ *Allowance for impairment losses*	
Lancar	143,378,540	1,678,284	138,808,664	1,720,199	*Current*
Dalam perhatian khusus	2,304,607	366,572	2,156,308	290,056	*Special mention*
Kurang lancar	939,997	332,157	885,705	299,394	*Substandard*
Diragukan	630,980	256,026	545,922	220,135	*Doubtful*
Macet	2,074,030	1,912,678	1,875,935	1,717,125	*Loss*
	149,328,154	4,545,717	144,272,534	4,246,909	

2) Kolektibilitas piutang *istishna* adalah sebagai berikut:

2) Collectibility of istishna receivables as follows:

	31 Desember/*December* 2025		31 Desember/*December* 2024		
	Pokok/*Principal*	Cadangan kerugian penurunan nilai/ *Allowance for impairment losses*	Pokok/*Principal*	Cadangan kerugian penurunan nilai/ *Allowance for impairment losses*	
Lancar	-	-	11	-	*Current*
	-	-	11	-	

3) Kolektibilitas piutang *ijarah* atas aset adalah sebagai berikut:

3) Collectibility of ijarah receivables of assets as follows:

	31 Desember/*December* 2025		31 Desember/*December* 2024		
	Pokok/*Principal*	Cadangan kerugian penurunan nilai/ *Allowance for impairment losses*	Pokok/*Principal*	Cadangan kerugian penurunan nilai/ *Allowance for impairment losses*	
Dalam perhatian khusus	524	26	229	11	*Special mention*
Kurang lancar	69	10	259	39	*Substandard*
Diragukan	118	59	359	179	*Doubtful*
Macet	11,510	11,510	15,095	15,095	*Loss*
	12,221	11,605	15,942	15,324	

54. INFORMASI TAMBAHAN YANG TIDAK DISYARATKAN OLEH STANDAR AKUNTANSI KEUANGAN INDONESIA (lanjutan)

Informasi tambahan berikut merupakan informasi yang disyaratkan oleh regulasi yang berlaku dan tidak disyaratkan oleh Standar Akuntansi Keuangan di Indonesia: (lanjutan)

e. Kolektibilitas piutang (lanjutan)

4) Kolektibilitas piutang *ijarah* multijasa adalah sebagai berikut:

54. ADDITIONAL INFORMATION NOT REQUIRED BY INDONESIAN FINANCIAL ACCOUNTING STANDARDS (continued)

The following additional information is required by applicable regulations and is not required by the Financial Accounting Standards in Indonesia: (continued)

e. Collectibility of receivables (continued)

4) Collectibility of multi-services ijarah as follows:

	31 Desember/*December* 2025		31 Desember/*December* 2024		
	Pokok/*Principal*	Cadangan kerugian penurunan nilai/ *Allowance for impairment losses*	Pokok/*Principal*	Cadangan kerugian penurunan nilai/ *Allowance for impairment losses*	
Lancar	150,563	1,712	168,722	1,794	*Current*
Dalam perhatian khusus	1,894	95	1,991	100	*Special mention*
Kurang lancar	702	105	209	32	*Substandard*
Diragukan	375	187	573	286	*Doubtful*
Macet	744	744	924	924	*Loss*
	154,278	2,843	172,419	3,136	

f. Kolektibilitas pinjaman *qardh*

f. Collectibility of funds of qardh

	31 Desember/*December* 2025		31 Desember/*December* 2024		
	Jumlah/*Total*	Cadangan kerugian penurunan nilai/ *Allowance for impairment losses*	Jumlah/*Total*	Cadangan kerugian penurunan nilai/ *Allowance for impairment losses*	
Lancar	17,393,253	477,918	13,452,780	512,708	*Current*
Dalam perhatian khusus	50,358	6,563	43,157	6,536	*Special mention*
Kurang lancar	8,503	1,080	6,446	820	*Substandard*
Diragukan	13,013	5,811	6,855	3,084	*Doubtful*
Macet	256,801	256,801	264,546	264,546	*Loss*
	17,721,928	748,173	13,773,784	787,694	

g. Kolektibilitas pembiayaan *mudharabah*

g. Collectibility of mudharabah financing

	31 Desember/*December* 2025		31 Desember/*December* 2024		
	Jumlah/*Total*	Cadangan kerugian penurunan nilai/ *Allowance for impairment losses*	Jumlah/*Total*	Cadangan kerugian penurunan nilai/ *Allowance for impairment losses*	
Lancar	2,864,007	26,154	2,869,536	25,945	*Current*
Dalam perhatian khusus	-	-	-	-	*Special mention*
Macet	25,302	25,302	67,543	67,543	*Loss*
	2,889,309	51,456	2,937,079	93,488	

h. Kolektibilitas pembiayaan *musyarakah*

h. Collectibility of musyarakah financing

	31 Desember/*December* 2025		31 Desember/*December* 2024		
	Jumlah/*Total*	Cadangan kerugian penurunan nilai/ *Allowance for impairment losses*	Jumlah/*Total*	Cadangan kerugian penurunan nilai/ *Allowance for impairment losses*	
Lancar	140,020,753	2,174,755	109,803,514	1,924,213	*Current*
Dalam perhatian khusus	3,072,139	1,987,571	2,791,965	1,928,640	*Special mention*
Kurang lancar	420,966	208,359	424,908	227,708	*Substandard*
Diragukan	147,940	41,927	128,828	26,567	*Doubtful*
Macet	1,209,976	1,209,975	1,038,003	1,038,003	*Loss*
	144,871,774	5,622,587	114,187,218	5,145,131	

54. INFORMASI TAMBAHAN YANG TIDAK DISYARATKAN OLEH STANDAR AKUNTANSI KEUANGAN INDONESIA (lanjutan)

Informasi tambahan berikut merupakan informasi yang disyaratkan oleh regulasi yang berlaku dan tidak disyaratkan oleh Standar Akuntansi Keuangan di Indonesia: (lanjutan)

i. Piutang, pembiayaan dan pinjaman yang direstrukturisasi

Jumlah piutang, pembiayaan dan pinjaman yang diberikan yang telah direstrukturisasi oleh Bank sampai dengan tanggal 31 Desember 2025 dan 2024 adalah sebagai berikut:

54. ADDITIONAL INFORMATION NOT REQUIRED BY INDONESIAN FINANCIAL ACCOUNTING STANDARDS (continued)

The following additional information is required by applicable regulations and is not required by the Financial Accounting Standards in Indonesia: (continued)

i. Restructured receivables, financing and funds

Receivables, financing and funds that have been restructured by the Bank as at 31 December 2025 and 2024 are as follows:

	31 Desember/*December* 2025					
	Piutang/ *Receivables*	Pinjaman *Qardh*/ *Funds of Qardh*	Pembiayaan *Mudharabah*/ *Mudharabah Financing*	Pembiayaan *Musyarakah*/ *Musyarakah Financing*	Jumlah/ *Total*	
Lancar	8,703,121	700,948	-	8,714,677	18,118,746	*Current*
Dalam perhatian khusus	414,477	7,250	-	2,749,353	3,171,080	*Special mention*
Kurang lancar	193,722	293	-	258,292	452,307	*Substandard*
Diragukan	113,101	462	-	32,725	146,288	*Doubtful*
Macet	869,940	238,888	21,961	705,458	1,836,247	*Loss*
Jumlah	10,294,361	947,841	21,961	12,460,505	23,724,668	*Total*

	31 Desember/*December* 2024					
	Piutang/ *Receivables*	Pinjaman *Qardh*/ *Funds of Qardh*	Pembiayaan *Mudharabah*/ *Mudharabah Financing*	Pembiayaan *Musyarakah*/ *Musyarakah Financing*	Jumlah/ *Total*	
Lancar	2,441,493	455,249	-	6,991,160	9,887,902	*Current*
Dalam perhatian khusus	347,765	7,637	-	2,574,563	2,929,965	*Special mention*
Kurang lancar	300,854	449	-	315,892	617,195	*Substandard*
Diragukan	160,586	700	-	51,580	212,866	*Doubtful*
Macet	1,014,695	243,304	64,205	730,372	2,052,576	*Loss*
Jumlah	4,265,393	707,339	64,205	10,663,567	15,700,504	*Total*

j. Rasio *Non-Performing Financing* ("NPF")

j. Non-Performing Financing ("NPF") Ratio

	31 Desember/*December* 2025						
	Piutang/ *Receivables*	Pinjaman *Qardh*/ *Funds of Qardh*	Pembiayaan *Mudharabah*/ *Mudharabah Financing*	Pembiayaan *Musyarakah*/ *Musyarakah Financing*	Aset yang Diperoleh untuk *Ijarah* - Bersih/ *Assets Acquired for Ijarah - Net*	Jumlah/ *Total*	
Jumlah saldo*)	149,494,653	17,721,928	2,706,308	144,831,031	3,866,097	318,620,017	*Total balance*)
NPF - Bruto*)	3,658,525	278,317	25,302	1,778,882	12,609	5,753,635	*NPF - Gross*)
Persentase NPF - Bruto	2.45%	1.57%	0.93%	1.23%	0.33%	1.81%	*Percentage of NPF - Gross*
NPF - Neto*)	1,145,049	14,624	-	318,620	12,609	1,490,902	*NPF - Net*)
Persentase NPF - Neto	0.77%	0.08%	0.00%	0.22%	0.33%	0.47%	*Percentage of NPF - Net*

*) Diluar piutang, pinjaman *qardh,* pembiayaan *mudharabah*, dan pembiayaan musyarakah kepada bank lain

*) *Exclude receivables, funds of qardh, mudharabah financing, and musyarakah financing to other banks*

	31 Desember/*December* 2024						
	Piutang/ *Receivables*	Pinjaman *Qardh*/ *Funds of Qardh*	Pembiayaan *Mudharabah*/ *Mudharabah Financing*	Pembiayaan *Musyarakah*/ *Musyarakah Financing*	Aset yang Diperoleh untuk *Ijarah* - Bersih/ *Assets Acquired for Ijarah - Net*	Jumlah/ *Total*	
Jumlah saldo*)	144,460,906	13,773,784	2,744,964	114,135,639	3,122,255	278,237,548	*Total balance*)
NPF - Bruto*)	3,324,983	277,847	65,765	1,591,738	17,254	5,277,587	*NPF - Gross*)
Persentase NPF - Bruto	2.30%	2.02%	2.40%	1.39%	0.55%	1.90%	*Percentage of NPF - Gross*
NPF - Neto*)	1,071,774	9,398	-	299,461	17,254	1,397,887	*NPF - Net*)
Persentase NPF - Neto	0.74%	0.07%	0.00%	0.26%	0.55%	0.50%	*Percentage of NPF - Net*

*) Diluar piutang, pinjaman *qardh,* pembiayaan *mudharabah*, dan pembiayaan musyarakah kepada bank lain

*) *Exclude receivables, funds of qardh, mudharabah financing, and musyarakah financing to other banks*

54. INFORMASI TAMBAHAN YANG TIDAK DISYARATKAN OLEH STANDAR AKUNTANSI KEUANGAN INDONESIA (lanjutan)

Informasi tambahan berikut merupakan informasi yang disyaratkan oleh regulasi yang berlaku dan tidak disyaratkan oleh Standar Akuntansi Keuangan di Indonesia: (lanjutan)

54. ADDITIONAL INFORMATION NOT REQUIRED BY INDONESIAN FINANCIAL ACCOUNTING STANDARDS (continued)

The following additional information is required by applicable regulations and is not required by the Financial Accounting Standards in Indonesia: (continued)

k. Mutasi agunan yang diambil alih / *k. Movement of the foreclosed collaterals*

Mutasi agunan yang diambil alih pada tanggal 31 Desember 2025 dan 2024:

Movement of the foreclosed collaterals as at of 31 December 2025 and 2024 are as follows:

	31 Desember/ *December* 2025	31 Desember/ *December* 2024	
Saldo awal	711,370	825,759	*Beginning balance*
Penyelesaian	(55,816)	(114,389)	*Settlement*
Saldo akhir	655,554	711,370	*Ending balance*
Cadangan kerugian penurunan nilai	(655,554)	(711,370)	*Allowance for impairment losses*
	-	-	

l. Kolektibilitas komitmen dan kontinjensi / *l. Collectibility of commitments and contingencies*

Kolektibilitas komitmen dan kontijensi dengan risiko pembiayaan adalah sebagai berikut:

The collectibility of commitments and contingencies with financing risk are as follows:

	31 Desember/ *December* 2025	31 Desember/ *December* 2024	
Lancar	8,225,630	4,542,007	*Current*
Dalam perhatian khusus	53,446	2,193	*Special mention*
	8,279,076	4,544,200	

m. Rasio Giro Wajib Minimum ("GWM") / *m. The Minimum Statutory Reserve Requirement ("GWM") Ratio*

	31 Desember/ *December* 2025	31 Desember/ *December* 2024	
Rupiah			*Rupiah*
Kewajiban Pemenuhan GWM:			*Fulfillment of GWM:*
GWM Harian	0.00%	0.00%	*GWM Daily*
GWM Rata-Rata	7.50%	7.50%	*GWM Average*
Insentif GWM	(4.50%)	(4.00%)	*GWM Incentives*
Disinsentif Rasio Intermediasi Makroprudensial ("RIM")	0.17%	0.00%	*Macroprudential Intermediation Ratio ("RIM") Disincentives*
Total Kewajiban Pemenuhan GWM	3.17%	3.50%	*Total of Fulfillment of GWM*
Pemenuhan Penyangga Likuiditas Makroprudensial ("PLM") (d/h GWM Sekunder)	2.50%	3.50%	*Fulfillment of Macroprudential Liquidity Buffer ("PLM") (previously GWM Secondary)*
Realisasi Pemenuhan GWM	7.17%	4.83%	*Realisation Fulfillment of GWM*
Realisasi Pemenuhan GWM Rata-Rata	6.20%	3.74%	*Realisation Fulfillment of GWM Average*
Realisasi Pemenuhan Penyangga Likuiditas Makroprudensial ("PLM") (d/h GWM Sekunder)	13.66%	11.31%	*Realisation Fulfillment of Macroprudential Liquidity Buffer ("PLM") (previously GWM Secondary)*
Valuta asing			*Foreign currencies*
Kewajiban Pemenuhan GWM	1.00%	1.00%	*Fulfillment of GWM*
Realisasi Pemenuhan GWM	17.42%	1.46%	*Realisation Fulfillment of GWM*

54. INFORMASI TAMBAHAN YANG TIDAK DISYARATKAN OLEH STANDAR AKUNTANSI KEUANGAN INDONESIA (lanjutan)

Informasi tambahan berikut merupakan informasi yang disyaratkan oleh regulasi yang berlaku dan tidak disyaratkan oleh Standar Akuntansi Keuangan di Indonesia: (lanjutan)

m. Rasio Giro Wajib Minimum ("GWM") (lanjutan)

Rasio GWM pada tanggal 31 Desember 2025 dan 2024 dihitung berdasarkan Peraturan Anggota Dewan Gubernur ("PADG") No. 24/8/PADG/2022 tentang "Peraturan Pelaksanaan Pemenuhan Giro Wajib Minimum dalam Rupiah dan Valuta Asing bagi Bank Umum Konvensional, Bank Umum Syariah, dan Unit Usaha Syariah", sebagaimana telah diubah terakhir dengan PADG No. 12 tahun 2023 tanggal 27 September 2023 dan mulai berlaku sejak tanggal 1 Oktober 2023. PADG baru tersebut mengatur setiap Bank Umum Syariah dan Unit Usaha Syariah untuk memelihara GWM dalam Rupiah dan valuta asing yang besarnya ditetapkan sebesar 7,5% dan 1% dari dana pihak ketiga ("DPK") dalam Rupiah dan valuta asing.

Dalam perhitungan kewajiban pemenuhan GWM Rupiah, terdapat komponen insentif GWM sesuai PADG No. 8 tahun 2025 tanggal 27 Maret 2025 tentang "Perubahan Ketiga atas Peraturan Anggota Dewan Gubernur Nomor 24/8/PADG/2022 tentang Peraturan Pelaksanaan Pemenuhan Giro Wajib Minimum dalam Rupiah dan Valuta Asing bagi Bank Umum Konvensional, Bank Umum Syariah, dan Unit Usaha Syariah", serta disinsentif RIM sesuai Peraturan Bank Indonesia Nomor 21/12/PBI/2019 tanggal 25 November 2019 tentang "Perubahan atas Peraturan Bank Indonesia Nomor 20/4/PBI/2018 tentang Rasio Intermediasi Makroprudensial dan Penyangga Likuiditas Makroprudensial bagi Bank Umum Konvensional, Bank Umum Syariah, dan Unit Usaha Syariah".

Bank juga memiliki kewajiban untuk memenuhi Penyangga Likuiditas Makroprudensial sebagaimana diatur dalam PADG No. 11 Tahun 2025 tanggal 1 Juni 2025 tentang "Perubahan Kedelapan atas Peraturan Anggota Dewan Gubernur Nomor 21/22/PADG/2019 tentang Rasio Intermediasi Makroprudensial dan Penyangga Likuiditas Makroprudensial bagi Bank Umum Konvensional, Bank Umum Syariah, dan Unit Usaha Syariah".

***54. ADDITIONAL INFORMATION NOT REQUIRED BY INDONESIAN FINANCIAL ACCOUNTING STANDARDS** (continued)*

The following additional information is required by applicable regulations and is not required by the Financial Accounting Standards in Indonesia: (continued)

***m. The Minimum Statutory Reserve Requirement ("GWM") Ratio** (continued)*

The GWM ratio as at 31 December 2025 and 2024 are calculated based on Board of Governors Members Regulations ("PADG") No. 24/8/PADG/2022 regarding "The implementation of Minimum Statutory Reserves in Rupiah and Foreign Currency for Conventional Banks, Sharia Banks and Sharia Business Units", as last amended by PADG No. 12 year 2023 dated 27 September 2023 and effectively came into force on 1 October 2023. The new PADG regulates every Sharia Bank and Sharia Business Unit to maintain GWM in Rupiah and foreign exchange, the amount of which is set at 7.5% and 1% of third party funds ("TPF") in Rupiah and foreign exchange.

In calculating the fulfillment of Rupiah statutory reserves, there is a GWM incentive component which is in accordance with the PADG No. 8 year 2025 dated 27 March 2025 concerning "Third amendment of Board of Governors Members Regulations ("PADG") No. 24/8/PADG/2022 regarding the implementation of Minimum Statutory Reserves in Rupiah and Foreign Currency for Conventional Banks, Sharia Banks and Sharia Business Units", as well as disincentives RIM according to Bank Indonesia Regulation Number 21/12/PBI/2019 dated 25 November 2019 concerning "Amendments to Bank Indonesia Regulation Number 20/4/PBI/2018 concerning Macroprudential Intermediation Ratio and Macroprudential Liquidity Buffer for Conventional Commercial Banks, Sharia Commercial Banks, and Sharia Business Unit".

Bank also has the obligation to fulfill Macroprudential Liquidity Buffer as regulated by PADG No. 11 year 2025 dated 1 June 2025 concerning "Eight amendment of Board of Governors Members Regulations ("PADG") No. 21/22/PADG/2019 regarding Macroprudential Intermediation Ratio and Macroprudential Liquidity Buffer for Conventional Commercial Banks, Sharia Commercial Banks, and Sharia Business Unit".

54. INFORMASI TAMBAHAN YANG TIDAK DISYARATKAN OLEH STANDAR AKUNTANSI KEUANGAN INDONESIA (lanjutan)

Informasi tambahan berikut merupakan informasi yang disyaratkan oleh regulasi yang berlaku dan tidak disyaratkan oleh Standar Akuntansi Keuangan di Indonesia: (lanjutan)

m. Rasio Giro Wajib Minimum ("GWM") (lanjutan)

Selain ketentuan di atas, berdasarkan Peraturan Bank Indonesia ("PBI") No. 23/07/PADG/2021 yang berlaku sejak 1 Mei 2021 dan Peraturan Bank Indonesia ("PBI") No. 21/22/PADG/2019 yang berlaku sejak 28 November 2019, terdapat perubahan perhitungan GWM *Financing to Deposit Ratio* ("FDR") menjadi RIM. Bank harus memelihara tambahan GWM jika RIM Bank kurang dari batas bawah 84% atau melebihi batas atas target Bank Indonesia sebesar 94%.

Saldo giro pada Bank Indonesia disediakan untuk memenuhi persyaratan GWM dari Bank Indonesia.

Bank telah memenuhi ketentuan Bank Indonesia tentang GWM pada tanggal 31 Desember 2025 dan 2024.

n. Kewajiban Penyediaan Modal Minimum ("KPMM")

Pada tanggal 31 Desember 2025 dan 2024, rasio KPMM Bank dihitung berdasarkan Peraturan OJK No. 21/POJK.03/2014 tanggal 19 November 2014 yang mencabut peraturan sebelumnya. Rasio KPMM pada tanggal 31 Desember 2025 dan 2024 adalah sebagai berikut:

54. ADDITIONAL INFORMATION NOT REQUIRED BY INDONESIAN FINANCIAL ACCOUNTING STANDARDS *(continued)*

The following additional information is required by applicable regulations and is not required by the Financial Accounting Standards in Indonesia: (continued)

m. The Minimum Statutory Reserve Requirement ("GWM") Ratio *(continued)*

In addition, based on Bank Indonesia Regulation ("PBI") No. 23/07/PADG/2021 which is effective from 1 May 2021 and Bank Indonesia Regulation ("PBI") No. 21/22/PADG/2019 which is effective from 28 November 2019, there are changes in the calculation of GWM Financing to Deposit Ratios ("FDR") to RIM. Bank must pay additional Statutory Reserves if the Bank's RIM is less than the lower limit of 84% or exceeds the upper limit of the Bank Indonesia target of 94%.

The balance of current accounts with Bank Indonesia is maintained to meet the GWM of Bank Indonesia.

As at 31 December 2025 and 2024, the Bank has complied with the Bank Indonesia regulations regarding the GWM.

n. Minimum Required Capital Adequacy Ratio ("CAR")

As at 31 December 2025 and 2024, the CAR are calculated based on OJK Regulation No. 21/POJK.03/2014 dated 19 November 2014, as amended in previous regulation. The CARs as at 31 December 2025 and 2024 are as follows:

	31 Desember/ *December* 2025	31 Desember/ *December* 2024	
Modal inti	48,109,082	41,685,617	*Core capital*
Modal pelengkap (maksimum 100% dari modal inti)	120,000	160,000	*Supplementary capital (maximum 100% over core capital)*
Cadangan umum penyisihan kerugian aset produktif (maksimum 1,25% dari Aset Tertimbang Menurut Risiko ("ATMR"))	2,344,058	2,105,714	*General reserves of allowance for impairment losses on earning assets (maximum 1.25% of Risk Weighted Assets ("RWA"))*
	50,573,140	43,951,331	
ATMR Risiko Kredit	187,167,249	168,052,923	*RWA for Financing Risk*
ATMR Risiko Pasar	3,974,723	1,693,430	*RWA for Market Risk*
ATMR Risiko Operasional	38,772,256	35,598,536	*RWA for Operational Risk*
	229,914,228	205,344,889	
Rasio KPMM Bank untuk Risiko Kredit dan Risiko Operasional	22.38%	21.58%	*Bank's CAR for Credit Risk and Operational Risk*
Rasio KPMM Bank untuk Risiko Kredit, Risiko Pasar dan Risiko Operasional	22.00%	21.40%	*Bank's CAR for Credit Risk, Market Risk and Operational Risk*
Rasio KPMM yang diwajibkan	9.99%	9.99%	*Minimum CAR*

54. INFORMASI TAMBAHAN YANG TIDAK DISYARATKAN OLEH STANDAR AKUNTANSI KEUANGAN INDONESIA (lanjutan)

Informasi tambahan berikut merupakan informasi yang disyaratkan oleh regulasi yang berlaku dan tidak disyaratkan oleh Standar Akuntansi Keuangan di Indonesia: (lanjutan)

n. Kewajiban Penyediaan Modal Minimum ("KPMM") (lanjutan)

Berdasarkan profil risiko Bank pada tanggal 31 Desember 2025 dan 2024, yaitu *satisfactory*, maka KPMM minimum pada tanggal 31 Desember 2025 dan 2024, ditetapkan sebesar 9% sampai dengan kurang dari 10%.

Selain wajib membentuk modal inti dan modal pelengkap, Bank wajib untuk memenuhi *Countercyclical Buffer* yang ditetapkan dalam kisaran 0% sampai dengan 2,5% dari ATMR sesuai dengan POJK No. 21/POJK.03/2014 tentang Kewajiban Penyediaan Modal Minimum Bank Umum Syariah.

Hasil penilaian menunjukan bahwa Bank mampu untuk memenuhi KPMM sesuai dengan profil risiko dan mampu memenuhi ketentuan tambahan modal (*buffer*).

o. Rasio piutang, pembiayaan dan pinjaman usaha kecil

Rasio piutang, pembiayaan dan pinjaman usaha kecil terhadap jumlah piutang, pembiayaan dan pinjaman syariah yang diberikan Bank adalah sebesar 16,52% dan 18,86% masing-masing pada tanggal 31 Desember 2025 dan 2024.

p. Batas Maksimum Penyaluran Dana dan Penyaluran Dana Besar ("BMPD")

Dalam laporan Batas Maksimum Penyaluran Dana dan Penyaluran Dana Besar ("BMPD") kepada Otoritas Jasa Keuangan pada tanggal 31 Desember 2025 dan 2024 tidak terdapat piutang, pembiayaan dan pinjaman pihak terkait yang melampaui ketentuan BMPD.

Pihak terkait dalam ketentuan BMPD adalah perorangan atau perusahaan yang mempunyai hubungan pengendalian dengan Bank, baik secara langsung maupun tidak langsung, melalui hubungan kepemilikan, kepengurusan, dan/atau keuangan.

54. ADDITIONAL INFORMATION NOT REQUIRED BY INDONESIAN FINANCIAL ACCOUNTING STANDARDS *(continued)*

The following additional information is required by applicable regulations and is not required by the Financial Accounting Standards in Indonesia: (continued)

n. Minimum Required Capital Adequacy Ratio ("CAR") *(continued)*

Based on the risk profile as at 31 December 2025 and 2024, which is satisfactory, the minimum CAR as at 31 December 2025 and 2024, was determined at 9% to less than 10%.

In addition to provide core capital and supplementary capital, the Bank is required to provide Countercyclical Buffer ranging from 0% to 2.5% of RWA based on POJK regulation No. 21/POJK.03/2014 regarding the Minimum Required Capital Adequacy Ratio of Sharia Bank.

The assessment result shows that the Bank has met the Minimum CAR in accordance with its risk profile and met additional capital buffer requirement.

o. Small business receivables, financing and funds ratio

The ratio of small business receivables, financing and funds to total sharia receivables, financing and funds are 16.52% and 18.86% as at 31 December 2025 and 2024, respectively.

p. Maximum Limit for Distribution of Funds and Distribution of Large Funds ("BMPD")

Based on the Maximum Limit for Distribution of Funds and Distribution of Large Funds ("BMPD") to the Financial Services Authority as at 31 December 2025 and 2024 there are no receivables, financing and funds related parties which exceeded the BMPD regulation.

Related parties in BMPD regulation are individuals or companies that have a controlling relationship with the Bank, either directly or indirectly, through ownership, management and/or financial relationships.

54. INFORMASI TAMBAHAN YANG TIDAK DISYARATKAN OLEH STANDAR AKUNTANSI KEUANGAN INDONESIA (lanjutan)

Informasi tambahan berikut merupakan informasi yang disyaratkan oleh regulasi yang berlaku dan tidak disyaratkan oleh Standar Akuntansi Keuangan di Indonesia: (lanjutan)

q. Posisi Devisa Neto ("PDN")

Perhitungan PDN didasarkan pada Peraturan Bank Indonesia No. 5/13/PBI/2003 tanggal 1 Juli 2003 sebagaimana telah diubah terakhir dengan Peraturan Bank Indonesia No. 17/5/PBI/2015 tanggal 29 Mei 2015. Berdasarkan peraturan tersebut, Bank diwajibkan untuk menjaga rasio PDN maksimum 20% dari jumlah modal. PDN adalah penjumlahan nilai absolut yang dinyatakan dalam Rupiah dari selisih bersih antara aset dan liabilitas dalam mata uang asing dan selisih bersih dari tagihan dan liabilitas komitmen dan kontinjensi yang dicatat dalam rekening administratif yang didenominasi dalam setiap mata uang asing.

PDN Bank pada tanggal 31 Desember 2025 dan 2024 adalah sebagai berikut:

54. ADDITIONAL INFORMATION NOT REQUIRED BY INDONESIAN FINANCIAL ACCOUNTING STANDARDS *(continued)*

The following additional information is required by applicable regulations and is not required by the Financial Accounting Standards in Indonesia: (continued)

q. Net Open Position ("NOP")

The NOP is calculated based on Bank Indonesia Regulation No. 5/13/PBI/2003 dated 1 July 2003 which was last amended by Bank Indonesia Regulation No. 17/5/PBI/2015 dated 29 May 2015. Based on this regulation, the Bank is required to maintain NOP ratio at a maximum of 20% of the total capital. The NOP is the sum of the absolute values, which are stated in Rupiah, of the net difference between the assets and liabilities denominated in each foreign currency and the net difference of the receivables and payables of commitments and contingencies recorded in the administrative accounts denominated in each foreign currency.

The NOP of Bank as at 31 December 2025 and 2024 are as follows:

	31 Desember/*December* 2025			
Mata uang	**Aset/ *Assets***	**Liabilitas/ *Liabilities***	**Posisi devisa neto/ *Net open position***	***Currencies***
Laporan Posisi Keuangan dan Rekening Administratif				***Statements of Financial Position and Administrative Accounts***
Dolar Amerika Serikat	33,500,018	31,948,350	1,551,668	*United States Dollar*
Riyal Saudi Arabia	2,832,466	4,082,659	1,250,193	*Saudi Arabian Riyal*
Dolar Singapura	147,817	142,217	5,600	*Singapore Dollar*
Euro Eropa	111,131	101,461	9,670	*European Euro*
Yuan China	9,280	51	9,229	*Chinese Yuan*
Dolar Australia	6,109	11	6,098	*Australian Dollar*
Dirham Uni Emirat Arab	3,648	-	3,648	*United Arab Emirates Dirham*
Pound Sterling Inggris	26,527	-	26,527	*Great Britain Pound Sterling*
Yen Jepang	10,603	11	10,592	*Japanese Yen*
Franc Swiss	1,787	-	1,787	*Swiss Franc*
Dolar Hong Kong	270	-	270	*Hong Kong Dollar*
			2,875,282	
Modal (Catatan 54n)			50,573,140	*Capital (Note 54n)*
Rasio PDN			5.69%	***NOP Ratio***

Rasio PDN pada tanggal 31 Desember 2025 jika menggunakan modal bulan November 2025 adalah sebagai berikut:

Net Open Position ratio as of 31 December 2025 if calculated using November 2025 capital as follows:

Modal bulan November 2025/*November 2025 Capital*	49,810,163
Rasio PDN/*NOP ratio*	0.81%

54. INFORMASI TAMBAHAN YANG TIDAK DISYARATKAN OLEH STANDAR AKUNTANSI KEUANGAN INDONESIA (lanjutan)

Informasi tambahan berikut merupakan informasi yang disyaratkan oleh regulasi yang berlaku dan tidak disyaratkan oleh Standar Akuntansi Keuangan di Indonesia: (lanjutan)

54. ADDITIONAL INFORMATION NOT REQUIRED BY INDONESIAN FINANCIAL ACCOUNTING STANDARDS *(continued)*

The following additional information is required by applicable regulations and is not required by the Financial Accounting Standards in Indonesia: (continued)

q. Posisi Devisa Neto ("PDN") (lanjutan)

q. Net Open Position ("NOP") *(continued)*

Mata uang	31 Desember/*December* 2024 Aset/ *Assets*	Liabilitas/ *Liabilities*	Posisi devisa neto/ *Net open position*	*Currencies*
Laporan Posisi Keuangan dan Rekening Administratif				***Statements of Financial Position and Administrative Accounts***
Dolar Amerika Serikat	25,296,035	24,636,104	659,931	*United States Dollar*
Riyal Saudi Arabia	351,576	82,187	269,389	*Saudi Arabian Riyal*
Dolar Singapura	40,635	27,204	13,431	*Singapore Dollar*
Euro Eropa	22,580	17,507	5,073	*European Euro*
Yuan China	19,607	-	19,607	*Chinese Yuan*
Dolar Australia	9,329	210	9,119	*Australian Dollar*
Dirham Uni Emirat Arab	6,941	22	6,919	*United Arab Emirates Dirham*
Pound Sterling Inggris	6,510	-	6,510	*Great Britain Pound Sterling*
Yen Jepang	2,903	-	2,903	*Japanese Yen*
Dolar Hong Kong	262	-	262	*Hong Kong Dollar*
			993,144	
Modal (Catatan 54n)			43,951,331	*Capital (Note 54n)*
Rasio PDN			2.26%	***NOP Ratio***

Rasio PDN pada tanggal 31 Desember 2024 jika menggunakan modal bulan November 2024 adalah sebagai berikut:

Net Open Position ratio as of 31 December 2024 if calculated using November 2024 capital as follows:

Modal bulan November 2024/*November 2024 Capital*	44,101,982
Rasio PDN/*NOP ratio*	2.25%

r. Manajemen risiko

r. Risk management

Risiko operasional

Operational risk

Risiko operasional adalah risiko kerugian yang diakibatkan oleh ketidakcukupan dan/atau tidak berfungsinya proses internal, kesalahan manusia, kegagalan sistem, dan/atau adanya kejadian-kejadian eksternal yang mempengaruhi operasional Bank.

Operational risk is the risk of loss resulting from inadequate and/or failed internal processes, human error, system failures, and/or external events that affect the Bank's operations.

Pengelolaan risiko operasional selaras dengan pengembangan upaya pengendalian internal. Salah satu upaya yang dilakukan Bank dengan menerapkan pengendalian internal melalui pemisahan tugas dan tanggung jawab *(segregation of duties)* yaitu pemisahan fungsi *(maker, checker, approver)*, mekanisme *dual control* dalam setiap transaksi, deviasi/otorisasi, pembatasan otoritas sistem akses, peningkatan kompetensi karyawan, dan pelaksanaan audit internal.

Operational risk management is aligned with the development of internal control efforts. One of the efforts made by the Bank is the implementation of internal controls through the segregation of duties and responsibilities (segregation of duties), namely the separation of functions (maker, checker, approver), dual control mechanisms in every transaction, deviation/ authorisation, restrictions on access to the system authority, increasing employee's competence and the implementation of internal audit.

54. INFORMASI TAMBAHAN YANG TIDAK DISYARATKAN OLEH STANDAR AKUNTANSI KEUANGAN INDONESIA (lanjutan)

Informasi tambahan berikut merupakan informasi yang disyaratkan oleh regulasi yang berlaku dan tidak disyaratkan oleh Standar Akuntansi Keuangan di Indonesia: (lanjutan)

r. Manajemen risiko (lanjutan)

Risiko operasional (lanjutan)

Tindakan yang diambil oleh Bank untuk meminimalkan risiko operasional di antaranya sebagai berikut:

1) Menyusun Kebijakan, Standar Prosedur dan Petunjuk Teknis Operasional sebagai panduan dalam penerapan manajemen risiko operasional di seluruh unit kerja. Ketentuan tersebut akan direview dan disosialisasikan secara berkala sesuai dengan kebutuhan dan perubahan kondisi internal dan eksternal Bank.

2) Membentuk fungsi pengelola yang terpisah dari satuan kerja operasional dengan tugas memastikan penerapan manajemen risiko operasional di unit kerja. Fungsi tersebut dilaksanakan oleh Senior Operational Risk Head (SORH) dengan mengkoordinir:

   a) Decentralized Compliance & Operational Risk (DCOR) di Kantor Pusat; dan
   b) Regional Business Control (RBC) di kantor Jaringan.

3) Menyiapkan tools penerapan manajemen risiko operasional, antara lain *Risk and Control Self Assessment*, *Key Risk Indicator*, *Loss Event Database*, Laporan Perangkat Risiko Operasional, dan *Control Testing*.

4) Melakukan kajian & analisis risiko operasional, memberikan masukan/ opini/review atas usulan produk dan/atau aktivitas baru, serta perubahan pemutakhiran ketentuan operasional Bank.

5) Menerapkan *Business Continuity Management* ("BCM") untuk memastikan kelangsungan operasional Bank secara terus menerus meskipun terjadi gangguan (bencana) untuk melindungi kepentingan *stakeholders*.

54. ADDITIONAL INFORMATION NOT REQUIRED BY INDONESIAN FINANCIAL ACCOUNTING STANDARDS *(continued)*

The following additional information is required by applicable regulations and is not required by the Financial Accounting Standards in Indonesia: (continued)

r. Risk management *(continued)*

Operational risk *(continued)*

The actions taken by the Bank to minimise operational risks include the following:

1) Formulating Policies, Standard Operating Procedures, and Operational Technical Instructions as guidance for implementing operational risk management across all work units. These provisions will be reviewed and disseminated periodically in line with the Bank's needs and changes in internal and external conditions.

2) Establish a separate management function from the operational work unit with the task of ensuring the implementation of operational risk management in the work unit. This function is carried out by the Senior Operational Risk Head (SORH) by coordinating:
   a) Decentralized Compliance & Operational Risk (DCOR) at the Head Office; and
   b) The Regional Business Control (RBC) at branch offices.

3) Preparing tools for implementation of operational risk management, including Risk & Control Self Assessment, Key Risk Indicators, Loss Event Database, Operational Risk Tools Reports and Control Testing.

4) Conducting operational risk studies & analysis, providing input/opinions/reviews on proposed new products and/or activities, as well as changes and updates to the Bank's operational provisions.

5) Applying a Business Continuity Management ("BCM") to ensure the continuity of operations of the Bank despite the disturbance (disaster) and to protect the interests of stakeholders.

54. INFORMASI TAMBAHAN YANG TIDAK DISYARATKAN OLEH STANDAR AKUNTANSI KEUANGAN INDONESIA (lanjutan)

Informasi tambahan berikut merupakan informasi yang disyaratkan oleh regulasi yang berlaku dan tidak disyaratkan oleh Standar Akuntansi Keuangan di Indonesia: (lanjutan)

r. Manajemen risiko (lanjutan)

Risiko operasional (lanjutan)

Tindakan yang diambil oleh Bank untuk meminimalkan risiko operasional di antaranya sebagai berikut: (lanjutan)

6) Melakukan proses rekrutmen yang memadai untuk memastikan integritas dan kompetensi calon karyawan termasuk penerapan *Know Your Employee* ("KYE"), memberikan pelatihan dan sertifikasi yang berkesinambungan, meningkatkan kesadaran risiko melalui berbagai program *risk awareness*, serta menerapkan kebijakan *reward* dan *punishment* yang mendorong peningkatan kinerja dan disiplin pegawai.

Risiko hukum

Risiko hukum adalah risiko akibat tuntutan hukum dan/atau kelemahan aspek yuridis. Timbulnya risiko hukum antara lain dapat disebabkan karena ketiadaan peraturan perundang-undangan yang mendukung atau kelemahan perikatan, seperti tidak dipenuhinya syarat sahnya kontrak atau pengikatan agunan yang tidak sempurna. Sebagai perusahaan yang diatur oleh hukum Republik Indonesia, Bank harus selalu mematuhi semua hukum dan peraturan yang dikeluarkan oleh Bank Indonesia/Otoritas Jasa Keuangan ("OJK") sebagai regulator dalam industri perbankan di Indonesia serta ketentuan lain yang berkaitan dengan kegiatan usaha yang dilakukan oleh Bank.

Risiko hukum yang timbul dapat berupa tuntutan kerugian material ataupun immaterial apabila Bank tidak mematuhi ketentuan dan peraturan yang berlaku. Jika terjadi tuntutan kerugian terhadap Bank dalam jumlah yang cukup material, maka secara langsung dapat mempengaruhi kinerja keuangan Bank.

54. ADDITIONAL INFORMATION NOT REQUIRED BY INDONESIAN FINANCIAL ACCOUNTING STANDARDS *(continued)*

The following additional information is required by applicable regulations and is not required by the Financial Accounting Standards in Indonesia: (continued)

r. Risk management *(continued)*

Operational risk *(continued)*

The actions taken by the Bank to minimise operational risks include the following: (continued)

6) Conducting an adequate recruitment process to ensure the integrity and competence of prospective employees, including the implementation of Know Your Employee ("KYE"), providing continuous training and certification, enhancing risk awareness through various risk awareness programs, and implementing reward and punishment policies that encourage improved employee performance and discipline.

Legal risk

Legal risk is the risk due to lawsuits and/or weaknesses of juridical aspects. The emergence of legal risk can be caused by the absence of supporting laws and regulations or the weakness of the agreement, such as non-compliance with the legal terms of the contract or imperfect binding of collateral. As a company governed by the laws of the Republic of Indonesia, the Bank must comply with all applicable laws and regulations issued by Bank Indonesia/Financial Service Authority ("OJK") as a regulator in the banking industry in Indonesia as well as other regulations relating to business activities carried out by the Bank.

Legal risk that arise can be in the form of claims for material or immaterial losses if the Bank does not comply with the applicable rules and regulations. If there is a claim for losses against the Bank in a material amount, it can directly affect the Bank's financial performance.

54. INFORMASI TAMBAHAN YANG TIDAK DISYARATKAN OLEH STANDAR AKUNTANSI KEUANGAN INDONESIA (lanjutan)

Informasi tambahan berikut merupakan informasi yang disyaratkan oleh regulasi yang berlaku dan tidak disyaratkan oleh Standar Akuntansi Keuangan di Indonesia: (lanjutan)

r. Manajemen risiko (lanjutan)

Risiko hukum (lanjutan)

Dalam mengelola risiko hukum, Bank melakukan tindakan di antaranya:

1) Melakukan reviu terhadap kebijakan dan prosedur operasi standar yang terkait dengan pengelolaan risiko hukum sesuai dengan peraturan yang berlaku.
2) Mengembangkan organisasi hukum yang kuat.
3) Standarisasi akad dan perjanjian kerja sama sesuai dengan peraturan yang berlaku.
4) Menentukan kebijakan cadangan perkara.

Risiko kepatuhan

Risiko kepatuhan adalah risiko yang timbul dari kegagalan Bank dalam mematuhi dan/atau menerapkan peraturan perundang-undangan yang berlaku dan prinsip-prinsip Syariah. Dalam industri perbankan, Bank wajib mematuhi peraturan yang dikeluarkan oleh Pemerintah, Bank Indonesia, OJK, dan Dewan Syariah Nasional.

Secara umum, risiko kepatuhan terkait erat dengan hukum yang berlaku dan peraturan, yang mengatur Bank, seperti:

1) Rasio Kewajiban Penyediaan Modal Minimum ("KPMM");
2) Kualitas Aset Produktif;
3) Penyisihan Penghapusan Aset ("PPA");
4) Batas Maksimum Pemberian Pembiayaan;
5) *Good Corporate Governance* ("GCG"); dan
6) Rencana Bisnis Bank ("RBB").

Ketidakmampuan Bank untuk mengikuti dan mematuhi semua hukum dan peraturan yang terkait dengan kegiatan usaha perbankan dapat mempengaruhi kelangsungan Bank.

54. ADDITIONAL INFORMATION NOT REQUIRED BY INDONESIAN FINANCIAL ACCOUNTING STANDARDS *(continued)*

The following additional information is required by applicable regulations and is not required by the Financial Accounting Standards in Indonesia: (continued)

r. Risk management *(continued)*

Legal risk *(continued)*

In managing legal risk, the Bank performs actions such as:

1) Conducting a review of policies and standard operating procedures related to the management of legal risk in accordance with applicable regulations.
2) Developing a strong legal organisation.
3) Standardising contract and cooperation agreement in accordance with applicable regulations.
4) Determining the case provision policy.

Compliance risk

Compliance risk is the risk arising from the Bank failures in complying and/or applying applicable laws and regulations and Sharia principles. In the banking industry, the Bank is required to comply with regulations issued by the Government, Bank Indonesia, OJK and the National Sharia Boards.

In general, this risk is closely related to compliance with applicable laws and regulations, which governs the Bank, such as:

1) Capital Adequacy Ratio ("CAR");
2) Quality of Earning Assets;
3) Allowance of Earning Assets ("PPA");
4) Legal Lending Limit;
5) Good Corporate Governance ("GCG"); and
6) Bank Business Plan ("RBB").

The inability of the Bank to follow and comply with all laws and regulations related to banking activities may affect the continuity of the Bank.

54. INFORMASI TAMBAHAN YANG TIDAK DISYARATKAN OLEH STANDAR AKUNTANSI KEUANGAN INDONESIA (lanjutan)

Informasi tambahan berikut merupakan informasi yang disyaratkan oleh regulasi yang berlaku dan tidak disyaratkan oleh Standar Akuntansi Keuangan di Indonesia: (lanjutan)

r. Manajemen risiko (lanjutan)

Risiko kepatuhan (lanjutan)

Dalam mengelola risiko kepatuhan, Bank melakukan tindakan di antaranya:

1) Meningkatkan pemahaman tentang GCG dan kode etik.
2) Penguatan pelaksanaan GCG dan memastikan bahwa semua debitur pembiayaan untuk memenuhi semua kebutuhan pembiayaan.
3) Menyusun dan menyampaikan laporan GCG kepada Otoritas Jasa Keuangan.
4) Meningkatkan pelaksanaan *Know Your Customer* ("KYC"), Anti Pencucian Uang ("APU"), dan Pencegahan Pendanaan Teroris ("PPT").
5) Meningkatkan pelaksanaan *compliance certification*.
6) Bekerja sama dengan Dewan Pengawas Syariah dalam memastikan kepatuhan Bank terhadap prinsip syariah.
7) Memberdayakan Kepatuhan Syariah untuk mereviu dan menganalisis kepatuhan dari produk Bank/kegiatan dengan prinsip syariah.

54. ADDITIONAL INFORMATION NOT REQUIRED BY INDONESIAN FINANCIAL ACCOUNTING STANDARDS *(continued)*

The following additional information is required by applicable regulations and is not required by the Financial Accounting Standards in Indonesia: (continued)

r. Risk management *(continued)*

Compliance risk *(continued)*

In managing the compliance risks, the Bank performs actions such as:

1) Improving understanding of GCG and the code of conduct.
2) Strengthening GCG implementation and ensuring that all financing debtors meet all financing needs.
3) Preparing and submitting GCG to Financial Services Authority.
4) Increasing the implementation of the Know Your Customer ("KYC"), Anti Money Laundering ("APU") and the Prevention of Financing for Terrorism ("PPT").
5) Improving the implementation of compliance certification.
6) Working closely with the Sharia Supervisory Board in ensuring compliance of the Bank with sharia principles.
7) Empowering Sharia Compliance to review and analyse the compliance of the Bank's products/activities with sharia principles.

55. REKLASIFIKASI LAPORAN KEUANGAN TAHUN SEBELUMNYA

Laporan posisi keuangan tanggal 31 Desember 2024 dan laporan arus kas untuk tahun yang berakhir pada tanggal 31 Desember 2024 direklasifikasi terkait penyajian sertifikat investasi mudharabah antarbank ("SIMA") untuk menyesuaikan dengan penyajian laporan posisi keuangan tanggal 31 Desember 2025 dan laporan arus kas untuk tahun yang berakhir pada tanggal 31 Desember 2025, yaitu sebagai berikut:

55. RECLASSIFICATION OF THE PRIOR YEAR FINANCIAL STATEMENTS

The statement of financial position as of 31 December 2024 and statement of cash flow for the year ended 31 December 2024 were classified in relation to presentation of interbank mudharabah investment certificate ("SIMA") to conform with the presentation of statement of financial position as of 31 December 2025 and statement of cash flow for the year ended 31 December 2025 as follows:

	31 Desember/*December* 2024			
LAPORAN POSISI KEUANGAN	**Sebelum reklasifikasi/ *Before reclassification***	**Reklasifikasi/ *Reclassification***	**Setelah reklasifikasi/ *After reclassification***	***STATEMENT OF FINANCIAL POSISTION***
LIABILITAS				***LIABILITIES***
Simpanan dari bank lain	4,151,348	(3,366,650)	784,698	*Deposits from Other Banks*
DANA SYIRKAH TEMPORER				***TEMPORARY SYIRKAH FUNDS***
Sertifikat Investasi Mudharabah Antarbank ("SIMA")	-	3,366,650	3,366,650	*Interbank Mudharabah Investment Certificate ("SIMA")*

55. REKLASIFIKASI LAPORAN KEUANGAN TAHUN SEBELUMNYA (lanjutan)

55. RECLASSIFICATION OF THE PRIOR YEAR FINANCIAL STATEMENTS *(continued)*

	31 Desember/*December* 2024			
LAPORAN ARUS KAS	**Sebelum reklasifikasi/ *Before reclassification***	**Reklasifikasi/ *Reclassification***	**Setelah reklasifikasi/ *After reclassification***	***STATEMENT OF CASH FLOWS***
ARUS KAS DARI AKTIVITAS OPERASI				***CASH FLOWS FROM OPERATING ACTIVITIES***
Kenaikan/(penurunan) liabilitas				*Increase/(decrease) in liabilities*
Simpanan dari bank lain	2,390,047	(1,738,474)	651,573	*Deposits from Other Banks*
Dana Syirkah Temporer	27,023,092	1,738,474	28,761,566	*Temporary Syirkah Funds*

Dampak reklasifikasi SIMA terhadap laporan posisi keuangan periode awal komparatif (1 Januari 2024) adalah tidak material yaitu terdapat pengurangan saldo liabilitas simpanan dari bank lain sebesar Rp1.628.176 dan penambahan dana syirkah temporer sebesar Rp1.628.176.

The impact of SIMA reclassification on the comparative initial period statement of financial position (1 January 2024) is immaterial, namely there is a reduction in the balance of deposit from other banks of Rp1,628,176 and an increase in temporary syirkah funds of Rp1,628,176.

56. PERISTIWA SETELAH TANGGAL PERIODE PELAPORAN

56. EVENT AFTER THE REPORTING DATE

Perubahan Anggaran Dasar dan penerbitan Surat Kuasa Khusus (SKK)

Bank telah menyelenggarakan Rapat Umum Pemegang Saham Luar Biasa Perseroan tanggal 22 Desember 2025 (“RUPSLB”) dengan salah satu mata acara RUPSLB berupa persetujuan perubahan Anggaran Dasar (“AD”), di mana salah satu poin penting perubahan AD Bank adalah penambahan hak istimewa pemegang saham Seri A Dwiwarna berdasarkan ketentuan UU BUMN. Perubahan Anggaran Dasar Perseroan tersebut telah mendapatkan persetujuan Kementerian Hukum Republik Indonesia Nomor AHU 0003351.AH.01.02.TAHUN 2026 Tentang Persetujuan Perubahan Anggaran Dasar Perseroan Terbatas PT Perusahaan Perseroan (Persero) PT Bank Syariah Indonesia Tbk tanggal 23 Januari 2026 dan Penerimaan Pemberitahuan Perubahan Anggaran Dasar dari Kementerian Hukum Republik Indonesia Nomor AHU AH.01.03-0019406 tanggal 23 Januari 2026.

Dengan telah efektifnya perubahan Anggaran Dasar Perseroan maka secara administrasi Perseroan telah efektif berstatus sebagai Persero sehingga penulisan nama Perseroan pada pasal 1 Anggaran Dasar disesuaikan menjadi "PT Bank Syariah Indonesia (Persero) Tbk" sebagaimana diatur dalam peraturan perundang-undangan yang berlaku.

Amendment to the Articles of Association and Issuance of a Special Power of Attorney

The Bank held an Extraordinary General Meeting of Shareholders (“EGMS”) on 22 December 2025, with one of the agenda items being the approval of amendments to the Articles of Association (“AoA”), whereby one of the key points of the AoA amendment for the Bank is the granting of additional special rights to Series A Dwiwarna shareholders based on the provision of SOE Law. The amendments to the Company’s AoA have been approved by the Ministry of Law of the Republic of Indonesia under Decree No. AHU 0003351.AH.01.02.TAHUN 2026 Regarding the Approval of Amendments to the Articles of Association of the Limited Liability Company PT Perusahaan Perseroan (Persero) PT Bank Syariah Indonesia Tbk dated 23 January 2026 and acknowledgment of notification No. AHU-AH.01.03-0019406 dated 23 January 2026.

With the effective change of the Company's Articles of Association, the Company is administratively effective as a State-Owned Enterprise, so the name of the Company in Article 1 of the Articles of Association is adjusted to “PT Bank Syariah Indonesia (Persero) Tbk” as regulated by the applicable laws and regulations.

56. PERISTIWA SETELAH TANGGAL PERIODE PELAPORAN (lanjutan)

Perubahan Anggaran Dasar dan penerbitan Surat Kuasa Khusus (SKK) (lanjutan)

Setelah dilakukannya perubahan AD Perseroan tersebut, Badan Pengaturan Badan Usaha Milik Negara/BP BUMN (dahulu bernama Kementerian BUMN) yang mewakili Pemerintah sebagai pemegang saham Seri A Dwiwarna pada Perseroan menerbitkan Surat Kuasa Khusus ("SKK") Nomor SKK-7/BPU/01/2026 tanggal 27 Januari 2026 yang melimpahkan sebagian hak dan kewenangan dari pemegang saham Dwi warna kepada PT Danantara Asset Management ("DAM") selaku Holding Operasional BUMN berdasarkan UU BUMN, dan mencabut SKK sebelumnya yang diberikan kepada PT Bank Mandiri (Persero) Tbk salah satu pemegang saham Bank. ("Bank Mandiri")

Dampak dari hal diatas adalah Bank Mandiri telah kehilangan pengendalian atas Bank sesuai dengan kriteria dari Standar Akuntansi Keuangan yang berlaku di Indonesia sejak 27 Januari 2026, karena pengendalian tersebut telah berpindah ke DAM.

56. EVENT AFTER THE REPORTING DATE *(continued)*

Amendment to the Articles of Association and Issuance of a Special Power of Attorney *(continued)*

Following the amendment of the Company's AOA, the State-Owned Enterprises Regulatory Agency / BP BUMN (previously known as Ministry of SOE) which represents the Government, as the holder of Series A Dwiwarna shares in the Company issued a Special Power of Attorney ("SPA") No. SKK-7/BPU/01/2026 dated 27 January 2026, which transferred some of the rights and authorities of the Dwiwarna shareholders to PT Danantara Asset Management ("DAM") as the Operational Holding of SOE pursuant to the SOE Law, and revoked the previous SKK granted to PT Bank Mandiri (Persero) Tbk, one of the Bank's shareholders. ("Bank Mandiri")

The impact of the above is that Bank Mandiri lost its control over the Bank in accordance with the criteria of prevailing Indonesian Accounting Standard since 27 January 2026, as the control has been transferred to DAM.

BSI BANK SYARIAH INDONESIA

PT Bank Syariah Indonesia (Persero) Tbk

Kantor Pusat
Gedung The Tower
Jl. Gatot Subroto No. 27
Kelurahan Karet Semanggi,
Kecamatan Setiabudi,
Jakarta Selatan 1293

Kontak
BSI Call - 14040
Telp. 62081584114040
contactus@bankbsi.co.id

Facebook: Bank Syariah Indonesia
Instagram: @banksyariahindonesia
Youtube: Bank Syariah Indonesia
Twitter: bankbsi_id