PT Remala Abadi Tbk

GROWING

BEYOND LIMITS

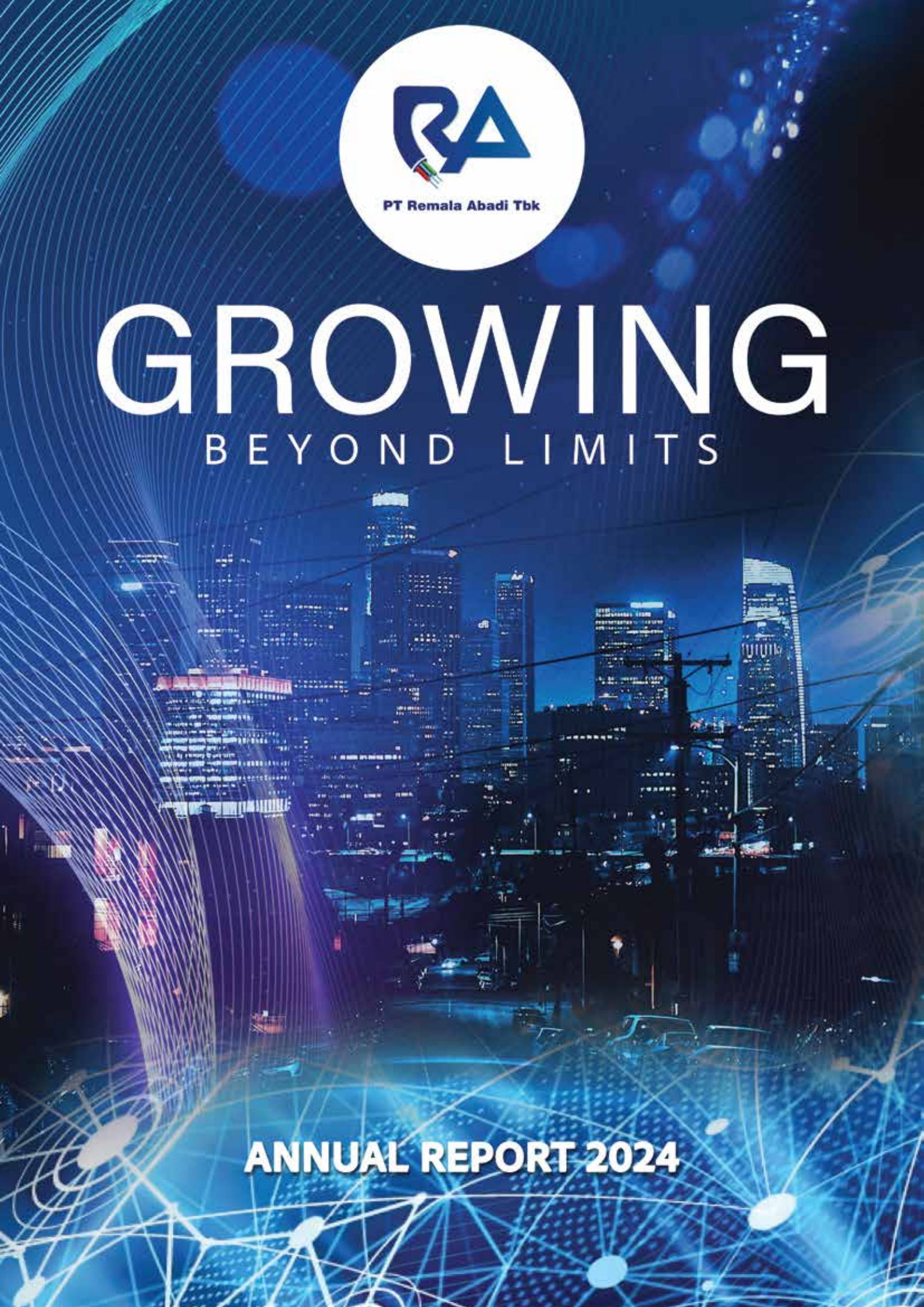

ANNUAL REPORT 2024


REMALA ABADI
RELIABLE CONNECTION, DIGITAL INNOVATION, SMART INDONESIA

CONTINUITY OF THEME

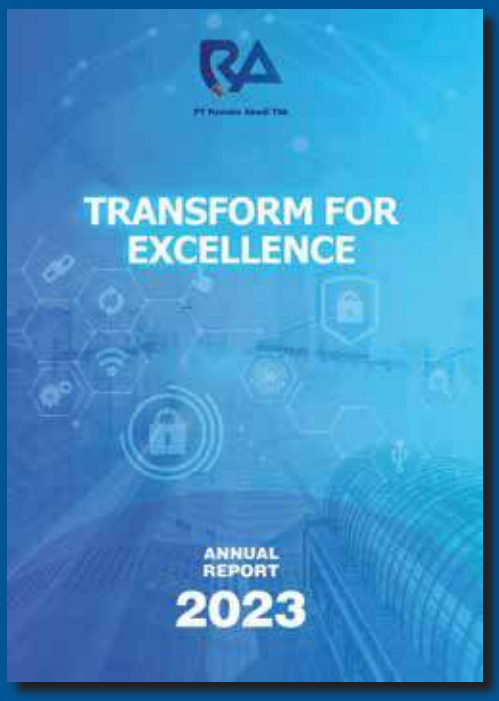

2023
Transform for
Excellence

TABLE OF CONTENT

001 **Introduction**

001 A. 2024 Theme
002 B. About the Annual Report
002 C. Financial Performance
003 D. Brand PT Remala Abadi Tbk

004 **ABOUT PT REMALA ABADI TBK**

005 A. Company Identity
006 B. Vision, Mission, and Corporate Values
007 C. Service Area
008 D. Business Strategy
009 E. Company Business Activities
014 F. Our Partner
015 G. Composition Holders Shares
015 H. Background
018 I. Award and Certification

019 **Analysis and Management Discussion**

020 A. Consumer Performance Overview
021 B. Business Strategy
022 C. Marketing Aspects
023 D. Marketing Aspects
025 E. Financial and Operational Perfomance Highlights

- Performance Summary
- Forward Looking
- Gross Revenues
- EBITDA
- EBITDA Margin
- Traffic
- POP (Point of Presence)
- Total Number of Residential Customers
- Total Number of Corporate Customers
- Total Number of Government Customers

027 F. Financial Overview
- Consolidated Financial Position Statement
- Current Asset
- Non Current Asset
- Short-Term Liabilities
- Long-Term Liability
- Equity

033 G. Profit and Loss and Other Consolidated Comprehensive Income Statements
- Revenues
- Cost of Goods Sold
- Operating Expenses
- EBITDA
- Profit Before Income TAX
- Current Period Net Profit and Comprehensive Profit

037 H. Consolidated Statement of Cash Flow
- Cash Flow from Investment Activities
- Cash Flow from Funding Activities
- Cash and cash Equivalents at Year End

040 I. Financial Ratios

041 J. Liquidity and Solvency
- Credit Risk
- Liquidity Risk

043 K. Market Potential

043 L. Human Resouces Development

045 M. Training Program

049 **Board of Directors Report**

051 A. Macro Economic Review 2024

051 B. Business Development

053 C. Human Resources Management

054 D. Corporate Governance

054 E. Performance Highlights

054 F. Operasional Highlights

054 G. Appreciation

055 H. Board od Directors Profile

056 I. Affiliate Relationship

057 **Board of Commisioners Report**

059 A. Perspectives on Business Development

060 B. Perspectives on Corporate Governance

061 C. Profile of the Board of Commissioners

063 D. Affiliate Relationship

063 E. Closing

064 **Corporate Governance**

066 A. Implementation of Good corporate Governance Principles
068 B. Guide to Good Corporate Governance
069 C. Code of Etnics and Professional Responsibility
070 D. Violation Complaint Management Policy
072 E. ISO Management System *(International Organization for Standardization)*
078 F. Organizational Structure
080 G. Important Legal Matters
080 H. Anti-Corruption, Bribery, and Gratification Policy
084 I. Corporate Governance Structure
- General Meetings of Share Holders (GMS)
- Board of Commissioners
- Board of Directors
- Corporate Secretary
- Audit Committee
- Internal Audit Work Unit
- Nomination and Remuneration Commitee

106 J. Corporate Social Responsibilites
- Corporate Social Responsibility in Relation Society
- Corporate Social Responsibility in Related to House of Worship
- Corporate Social Responsibility in Related to Education
- Corporate Social Responsibility in Related to the Environment

113 **Statement Letter Board of Commissioner and Board of Directors on the Responsibility for the annual Report of PT Remala Abadi, Tbk 2024**

114 **Audited Annual Financial Statements**

INTRODUCTION

I. 2024 THEME

Welcome to the 2024 Annual Report of PT Remala Abadi Tbk. The company has chosen the theme ***Growing Beyond Limits***. The selection of this theme is made based on careful consideration by looking at the Company track record and facts related to the Company's business performance in 2024. The theme reflects the business and organizational strategies for long-term success.

"Growing Beyond Limits" signifies that the Company does not only focus on the growth in terms of numbers and business scale, but also in terms of enhancing organizational capabilities, expanding markets, and providing sustainable added value for customers and stakeholders. By adopting this approach, the Company is committed to expanding its services to new areas, presenting innovative solutions relevant to the market needs, and making continuous innovation to improve the quality of products and services. The Company believes that by expanding the existing limits, the Company may seize new opportunities and it will give a positive impact not only on the company, but also on the community and the environment in the surrounding areas.

This Annual Report has described the Company performance across business, operational, governance and social responsibility aspect. It covers various areas including product quality, digital security, anti corruption measures, environmental initiatives, employment, occupational health and safety as well as community and customer social development. This Annual Report has been prepared comprehensively to provide reads with a clear understanding of the company's performance and to serve as a tool for management to evaluate and improve future performance.

II. ABOUT THE ANNUAL REPORT

The Annual Report provides an overview of the Company business performance and economic scale growth in a fiscal year. This Report has been prepared in compliance with the principles of good Corporate governance namely Transparency, Accountability, Responsibility, Independence, and Fairness. In addition, the report complies with OJK Regulation No. 29/POJK.04/2016 on Annual Report of Issuers or Public Companies.

This Report was prepared based on SEOJK No.16/ SEOJK.04/2021 on Company as a public entity. The 2023 Annual report also serves as a sustainability report in accordance with OJK regulation No. 51/POJK.03/2017 on the implementation of sustainable finance for issuers and public companies.

The Annual Report and Sustainability Report are prepared separately to allow stakeholders to see the different aspects and reporting perspectives of each report. Both reports provide a comprehensive set of information for stakeholders.

III. KINERJA KEUANGAN

- Revenue growth of 20,24%
- YoY increased by Rp 58.611.233.962.
- Market penetration is supported by consistent maintenance and improvement of network quality and services resulting in the revenue growth of Rp 348.191.610.324.
- Net profit for the current year amounted to Rp 111.846.555.751, growing 165,40% YoY supported by revenue growth and cost effectiveness.
- EBITDA grew 135,29% YoY to Rp 177.772.499.397 supported by revenue growth and cost effectiveness.
- Net Profit Margin of 31,12% experienced a significant increase from the previous year of 135,29% due to revenue growth of 20,24% and efficiency of Cost of Revenue of 35,63%.
- Remala Abadi's financial position is sound as reflected in the bank debt and financing to EBITDA of 0,14X.
- Remala Abadi's financial position is sound with ratio debt to EBITDA maintained at 0,66X reflecting a sound financial condition.

IV. BRAND PT REMALA ABADI TBK









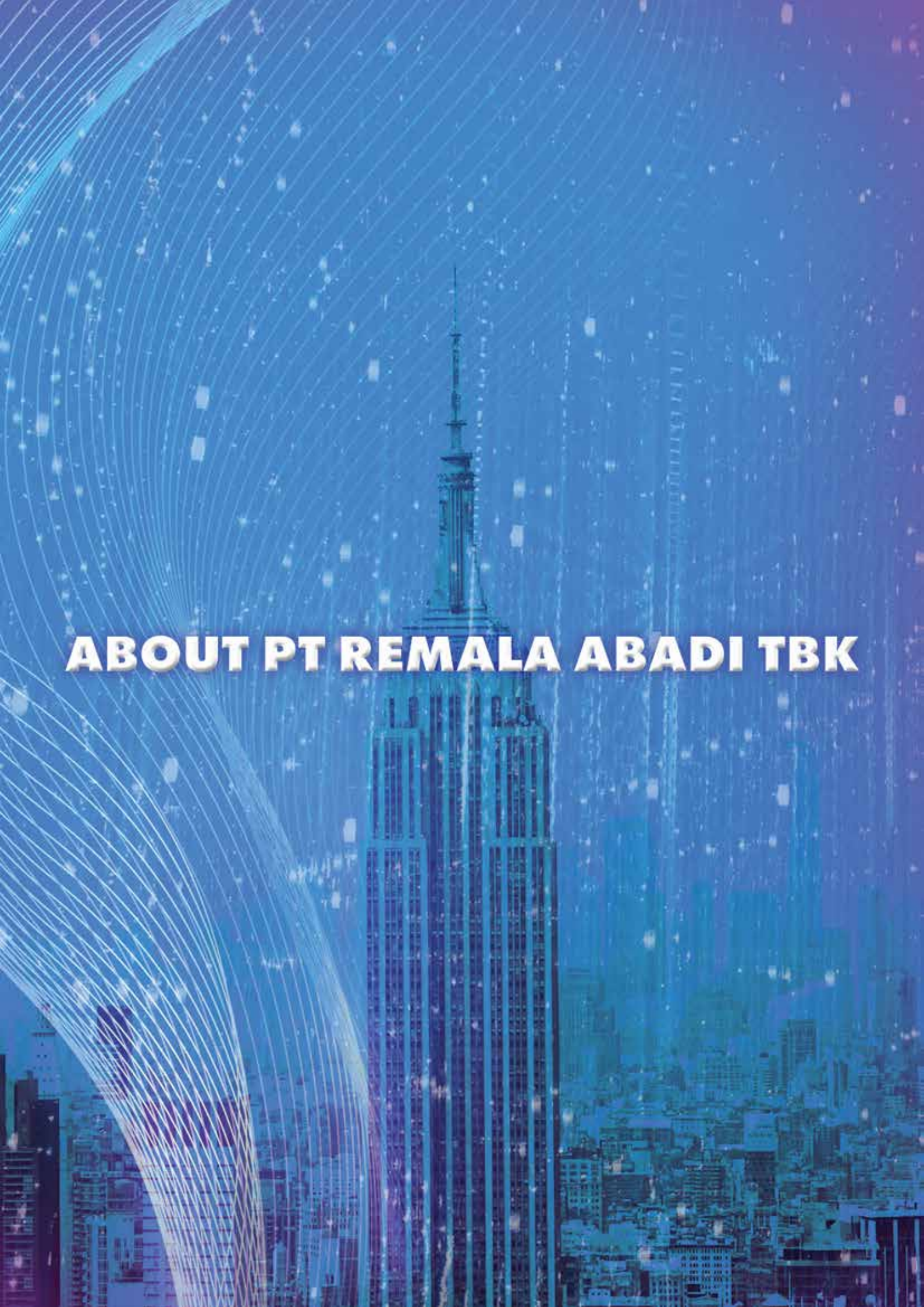

ABOUT PT REMALA ABADI TBK

The telecommunication industry in Indonesia still has promising prospects. This is driven generally by the demographic condition in Indonesia and particularly the demographic condition and level of exposure to technology in the Greater Area of Jakarta (Jabodetabek), which is the Company's main marketing area.

This condition creates high demand of internet service, which continues to grow up to the present time. The increasing demand is reinforced by the advancements in digital technology, including 5G.

A. COMPANY IDENTITY



The Company was established in 2004 and is engaged in the telecommunications sector and technology. The Company provides Internet Access, Network & IT Solution as a part of its Managed Services, supported by professional human resources and reliable network infrastructure comprising of Fiber Optic and Wireless networks using the latest technology.

The Company has experience serving the needs of Telecommunication and Internet services in various types of businesses, both in the Corporation segment, Telecommunication Industry, Government,

Telecommunication Industry, Government, Ministries and Agencies, Banking, Tourism, Education, Housing and other segments. In conducting its business activities, the Company has been guided by the vision and mission, reflecting the aspirations of the Company's founders.

The head office of the Company is located in Graha Mustika Ratu Jalan Gatot Subroto No.74-75, Jakarta Selatan DKI Jakarta 12870.

B. VISION, MISSION, AND CORPORATE VALUES

VISION

To become the leading Internet Service and Solution provider in Indonesia (Ultimate Internet Solution).

MISION

Developing an organization which is at all times creative and innovative, and committed to provide internet services to be the right and reliable solution.

CORPORATE VALUES



Customer Satisfaction
Customer Satisfaction: Providing accurate, reliable, and dependable services and solutions to ensure customer satisfaction is the top priority.



Creativity and Innovation
Creativity and Innovation : Prioritizing creative and innovative thinking in every aspect of the business to continuously develop and meet customer needs.



Reliability and Quality
Committing to providing services and solutions that have a high level of reliability and guaranteed quality, so customers feel confident and trust in the products and services provided.



Industry Leadership
Industry Leadership: Aiming to become a leader in the internet services and solutions industry in Indonesia, setting the benchmark for quality and innovation standards.



Sustainability
Upholding sustainability principles in business operations, considering environmental and social impacts, and acting ethically in every decision made.



Collaboration and Partnership
Building strong relationships with customers, partners, and other stakeholders to create a mutually beneficial and sustainable ecosystem.



Social Responsibility
Social Responsibility: Paying attention to corporate social responsibility by making positive contributions to the community and surrounding environment through social programs and charitable activities.

C. SERVICE AREA

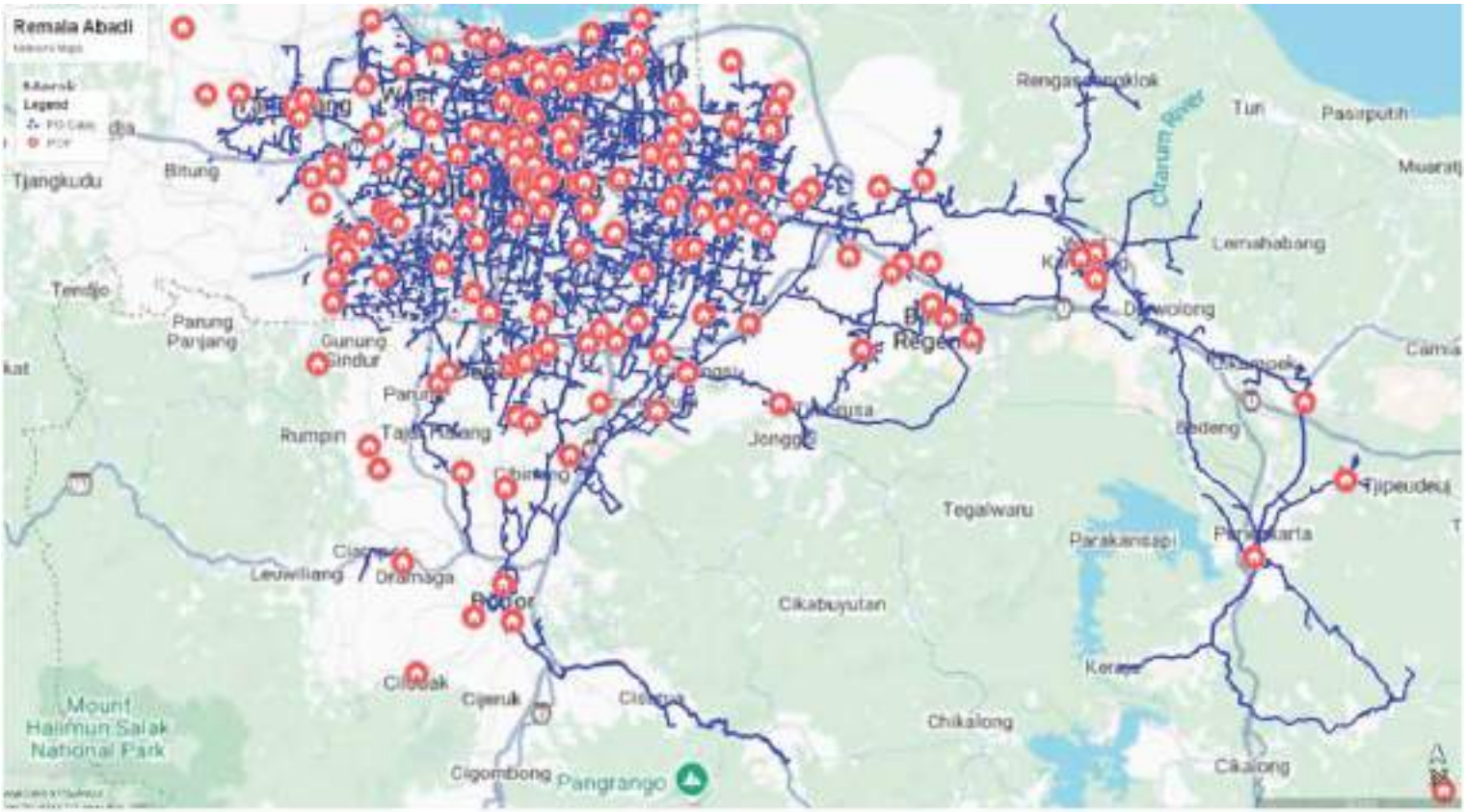

D. BUSINESS STRATEGY

The Company's Business Strategy is to set the right focus in marketing:

Market segmentation

- Government institutions
- Corporations
- SOHO
- Residential sectors

Demography

The Company focuses on markets that have high internet demands, such as in the Greater area of Jakarta and also in the other regions with high purchasing power.

Product Value

To support the products intended for the above-mentioned market segmentation, the Company will provide value added services, such as Managed Services for government institutions and corporate segmentation.

Solution

The Company also develops solutions specifically to enhance the value of the Bandwidth sold, thereby securing good positioning in the market.

E. COMPANY BUSINESS ACTIVITIES

The main business activities encompass:

- Software Wholesale Trading: This involves activities related to wholesale trading of software.
- Internet Service Provider: This encompasses services facilitating access to the internet, often referred to as the gateway to the internet.
- Information Technology Activities and Other Computer Services: This category covers various information technology and computer services that haven't been specifically classified. It includes computer crash recovery, hardware and software installation, incident management, and digital forensics.
- Other Computer Programming Activities: This involves consultation regarding analysis, design, and programming of ready-to-use systems. It includes analyzing computer users' needs, problem-solving, programming, and adapting existing software.
- Computer Consultation and Other Computer Facility Management Activities: This includes consultation on computer hardware, planning computer systems that integrate hardware, software, and communications technology. It also involves system installation, user training, computer system management, and related support services.
- Wireless Telecommunications Activities: This encompasses the operation of mobile telecommunications networks utilizing cellular technology on the earth's surface. It involves the operation, maintenance, and access to facilities for transmitting voice, data, text, sound, and video via wireless infrastructure.
- Cable Telecommunications Activities: This involves the operation, maintenance, and provision of access to telecommunications cable infrastructure for transmitting voice, data, text, sound, and video. It also includes operating fixed telecommunications networks for public telecommunications.
- Rental and Leasing Activities without Option Rights for Office Machines and Equipment: This includes the rental of office machines and equipment without operators, such as typewriters, accounting machines, calculating machines, data processing machines, photocopiers, and office furniture.
- Rental and leasing activities without rights to image recording and editing equipment options: This covers the rental of image and sound recording equipment, including cameras, recording media, lighting, editing tools, and other related supporting equipment.
- Rental and Leasing Activities without Option Rights for MICE Equipment: This includes the rental of machines and decoration equipment for Meeting, Incentive, Convention, and Exhibition (MICE) activities, as well as other supporting equipment.
- Rental and Leasing Activities Without Option Rights and Other Creative Industry Equipment: This involves the rental of machines and other equipment related to the creative industry.
- Software wholesale trading involves the trading of software on a wholesale basis.

Supporting Business Activities, which encompass:

- Wholesale Trade in Computers and Computer Equipment: This involves wholesale trading in computers and computer equipment.
- Wholesale Trade in Telecommunications Equipment: This encompasses wholesale trading in telecommunications equipment, including telephone equipment, communication devices, and radio and television broadcasting equipment.
- Retail Trade in Computers and Equipment: This category includes retail trading in computers, equipment, and various types of computer accessories.
- Retail Trade in Software: This involves retail trading in various types of software, including software for video games.
- Retail Trade in Telecommunications Equipment: This includes retail trading in telecommunications equipment such as cellphones, telephone sets, and other related equipment.
- Rental and Leasing Activities without Option Rights for Digital Technology Tools: This covers rental and leasing activities without option rights (operational leasing) for machines, equipment, and digital technology goods. It includes rendering farm rentals, motion capture rentals, 3D scanner rentals, and other related supporting equipment.

The following is a description of the services offered by the Company namely :

Internet Dedicated

Internet Broadband

Managed Service

Starlink

CLARA

Internet Dedicated

Dedicated internet services for companies/corporates requiring 24-hour internet connectivity to the global network with dedicated Bandwidth allocation (1:1), ensuring network stability and reliability at all times, with the support of Fiber Optic network Backbone and Options to cater a wide range of customers, in order to provide the appropriate and reliable solutions for customers. The Company provides two types of Dedicated Internet Services :

Dedicated Fiber Optic Internet

This service ensures network stability and reliability, with the support of Fiber Optic network with a capacity of 10 Gbps; with this service, the internet users in the office will be able to carry out activities such as browsing, emailing, downloading and uploading files speedily and in a stable manner. Dedicated Fiber Optic Internet service facility of the Company is as follows:

- Available bandwidth ranging from 20 Mbps to 10 Gbps.
- 24/7 Priority Support
- Public IP /29 (5)
- Free Cpanel / Hosting 10 GB.
- Support Additional Service.
- SLA 99,5%

Dedicated Wireless Internet

This service ensures network stability and reliability, and for the customers outside the reach of fiber optic network. It supports wireless devices with the latest technology and Fiber Optic network supports as the main Backbone beside POP. With this service, the office internet users will be facilitated in their activities such as browsing, emailing, downloading dan uploading files in a speedy and stable manner. The Company provides Dedicated Wireless Internet as follows :

- Available bandwidth ranging from 10 Mbps up to 40 (Wireless 5Ghz).
- Available bandwidth from 100 up to 800 Mbps (Wireless Microwave).
- 24/7 Priority Support
- Public IP /29 (5).
- Free Cpanel / Hosting 10 GB.
- Additional Service Support.
- SLA 98%.

Broadband Internet

This Service offers internet connectivity at a more affordable cost supported by fiber optic and the latest telecommunication technology, It utilizes shared network and provides fast internet access with broadband/up to Bandwidth with measurable distribution and comparison so as to ensure adequate, stable and reliable network quality.

The Company provides two types of Internet Broadband service :

Business Broadband

Internet service with broadband Bandwidth tailored to the need of businesses/small and medium enterprises (SMEs) supporting various business fields in their efforts in managing and improving the quality of their business and thus ensuring success in their businesses. It provides affordable services and supports of fiber optic networks and management of measurable broadband Bandwidth tailored to its business needs, allowing customers to focus on running their business peacefully and safely, free from troubles.

Fiber to The Home (FTTH)

This service provides Broadband Bandwidth Internet access for homes/residences and apartments, in line with the increasing demand of residential internet access and it is to support online learning activities and work from home (WFH)

Managed Service

These are additional or supplementary services IT Solution services aimed at improving infrastructure performance of customers' companies Analysis, solution design and issue solutions through regular maintenance by competent and experienced experts in the IT field. This services indirectly managed to reduce the initial investment costs and the need of extra human resources in infrastructure maintenance, and the human resources may enhance their performance by giving more focus on the customers' companies.

- Wireless Fidelity (Wifi)
- Closed Circuit Television (CCTV)
- Networking

Starlink

Starlink (Starlink only/L2) and Starnet (Starlink and Internet/L3 Satellite Service) with Satelit Service Low Earth Orbit (LEO). Starlink is a link to connect access networks to the core network and Starnet, a long distance internet access with high speed internet for land and maritime.

Starlink Excellence :

- Satellites with low latency
- High speed Bandwidth with data speed up to 300 Mbps.
- Easy to install
- Flexible and reliable
- High level security with AES-128 encription technology
- SLA for bandwidth.

Starlink Apps:

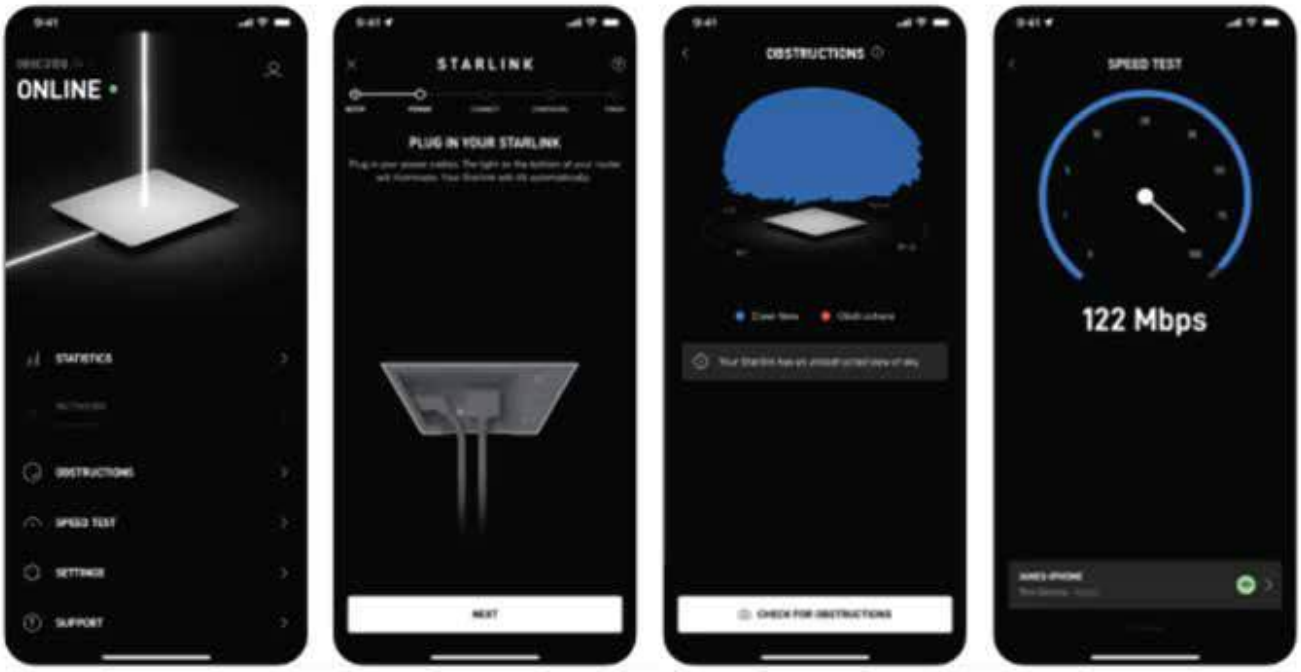

CLARA

Clara is a new service from Remala Abadi that provides access to internet service providers to do peering which is integrated with a leading Content Delivery Network (CDN).

Clara List of Content:

- IIX
- OIXP
- JKT IX
- FNA
- GGC
- Akamai
- Netflix
- Wangsu

The advantages :

- Promoting efficient exchange of internet traffic at the same time reducing overall interconnectivity costs and enhancing network performance for all peering members.
- Facilitating cost-effective exchange of internet traffic .
- Operating distributed peering network in many large data centers in Java.

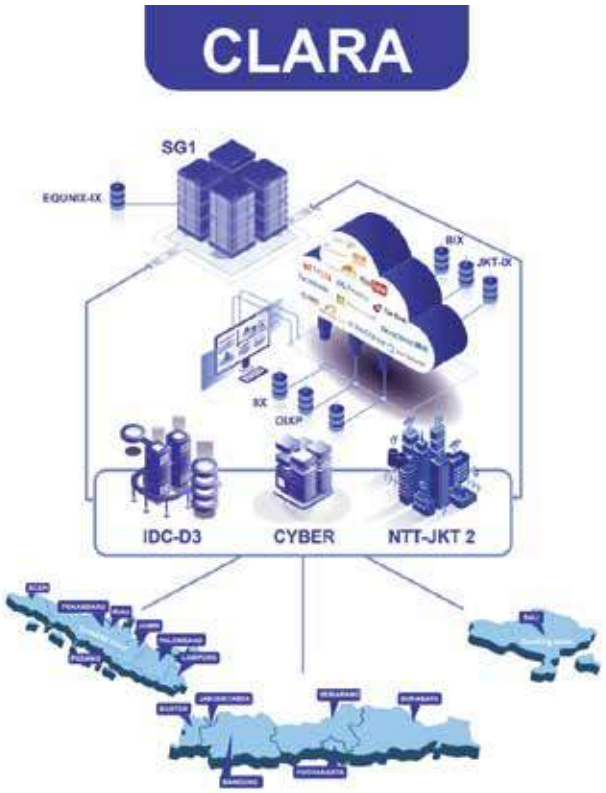

F. OUR PARTNER

G. COMPOSITION HOLDERS SHARES

31 Desember 2024/*December 31, 2024*

Pemegang Saham/ *Shareholders*	Jumlah Saham/ *Number of Shares*	Persentase Kepemilikan/ *Percentage of Ownership*	Total/ *Total*
Verah Wahyudi Singgih Wong	1.076.758.300	78,310%	53.837.915.000
Jimmi Anka	44.000.000	3,200%	2.200.000.000
Samuel Adi Mulia	77.500	0,0006%	3.875.000
Masyarakat	254.164.200	18,385%	12.708.210.000
Total	**1.375.000.000**	**100%**	**68.750.000.000**

H. BACKGROUND

2004

The Company started operational activities as a Value Added Reseller and Integration System for IT Solution

2006

The Company developed into a company with Integration System for Corporate Wireless Solution

2008

The Company focuses on Fiber Optic Infrastructure business & Partnership with Warnet (internet café) and Game Centers.

2011

The Company obtained an "Internet Service Provider (ISP)" license to start selling an internet product named "Tachyon" focusing on serving the needs of Corporations, Soho and Government as well as Projects and the area of focus is in the Greater area of Jakarta (Jabodetabek)

2012

The Company started FO infrastructures commercially

Acquisition of 100 % (one hundred percent) or 100 shares equal to a total value of Rp.100.000.000,- (one hundred million rupiah) of PT PC 24 Cyber Indonesia (according to deed of sale and purchase dated 20 December 2013 No.7, 8 and 9 drawn up by the Notary Office of Erick Maliangkay, S.H.)

2013

2014

The Company entered commercially in the Local Loop market through PT PC 24 Cyber Indonesia

The Company penetrated Residential market

2019

2020

The Company started selling “Net Home.id” product to Residential market.

The Establishment of PT Jaringan Fiber Indonesia with 15% (fifteen percent) participation.

2021

2021

The Establishment of PT Solusi Aplikasi Andalan Semesta with 50% (fifty percent) participation.

The Establishment of PT Aplikasi Informasi Indonesia with 50% (fifty percent) participation.

2023

2024

Listing of PT Remala Abadi Tbk on the Indonesia Stock Exchange

Acquisition of PT Fiber Media Indonesia with 85% (eighty five percent) participation.

2024

2024

Acquisition of PT Fiber Kerumah Indonesia with 51% (fifty one percent) participation.

Establishment of a subsidiary company of PT Mitra Integrasi Bersama with 51% (fifty one percent) participation

2024

I. AWARDS AND CERTIFICATION



ISO 9001



ISO 45001



ISO 20000



ISO 27001



ISO 37001



ISO 14001



Sertifikat Terintegrasi

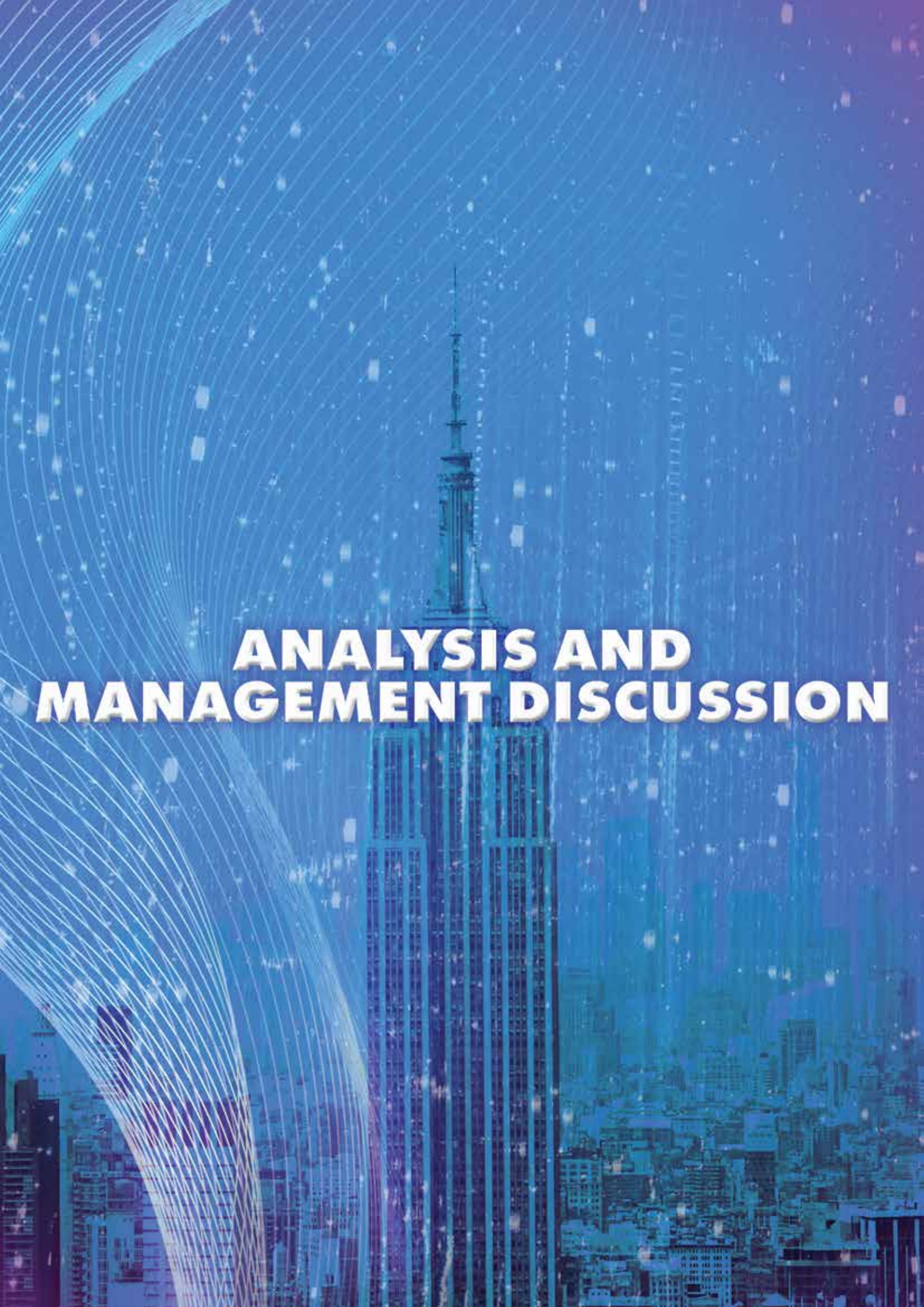

ANALYSIS AND MANAGEMENT DISCUSSION

A. KINERJA KONSUMEN



M. Novel Parisi
Direktur Sales

In the context of marketing, the Company considers that providing the best service is fundamental in increasing market penetration and maintaining sustainable growth.

The Company has been proactive in making innovation in developing the services offered, with the aim of meeting customer needs and remaining relevant in the ever-changing market. To ensure competitive services, the Company has a team that regularly analyzes market trends, consumer needs and competition dynamics.

In addition, collaboration with strategic partners in services marketing and distribution channel diversification is the key step in achieving wider market penetration.

The Company also focuses on establishing good relationship with the stakeholders, so as to increase investor confidence and create long-term values.

With a comprehensive marketing approach, the Company keeps strengthening its position in the market and contributes to the sustainable growth oriented to the stakeholders.



Vivi Olivia Mambo
General Manager

B. BUSINESS STRATEGIES

PT Remala Abadi Tbk implements a business strategy that focuses on a targeted marketing approach to ensure long-term growth and success. This strategy includes :

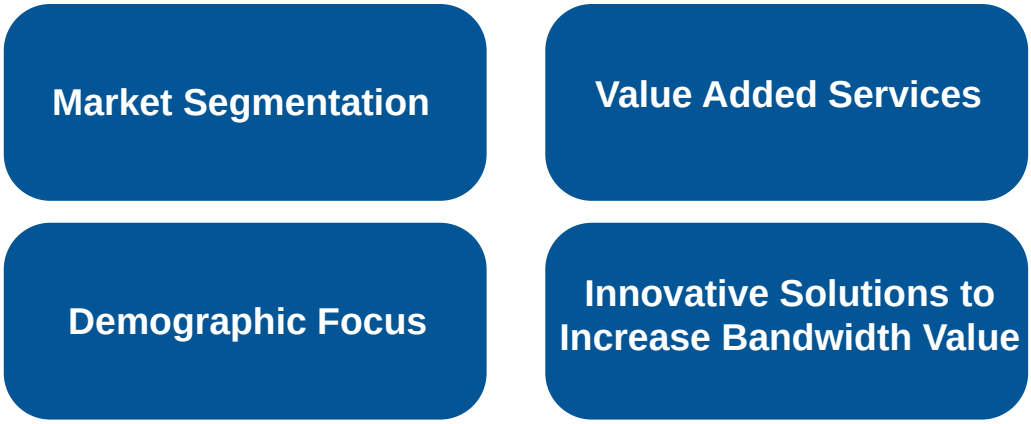

- **Market Segmentation**

  The company divides its target market into several main segments, namely:

  - Government Institutions
  - Corporations
  - Small Office Home Office (SOHO)
  - Residential (Housing)
  - Establish a partnership called KSO (Joint Operation) to expand marketing network.

- **Demographic Focus**

  The Company's targets markets are those that have high internet demands, especially in areas with dense digital activities, such as Greater Area of Jakarta, as well as economic centers with strong purchasing power.

- **Value Added Services**

  In supporting products intended for each market segment, the Company provides value-added services, such as Managed Services that are specially designed to meet the needs of government institutions and corporations, to ensure optimal services which match customer needs.

- **Innovative Solutions to Increase Bandwidth Value**

  The Company also focuses on developing innovative solutions designed to add value of the bandwidth services offered. This move aims to strengthen PT Remala Abadi Tbk's position in the market and create a sustainable competitive advantage.

With this strategy, PT Remala Abadi Tbk is committed to continuing to provide high-quality services that meet market needs, while expanding its reach and enhancing the company's competitiveness.

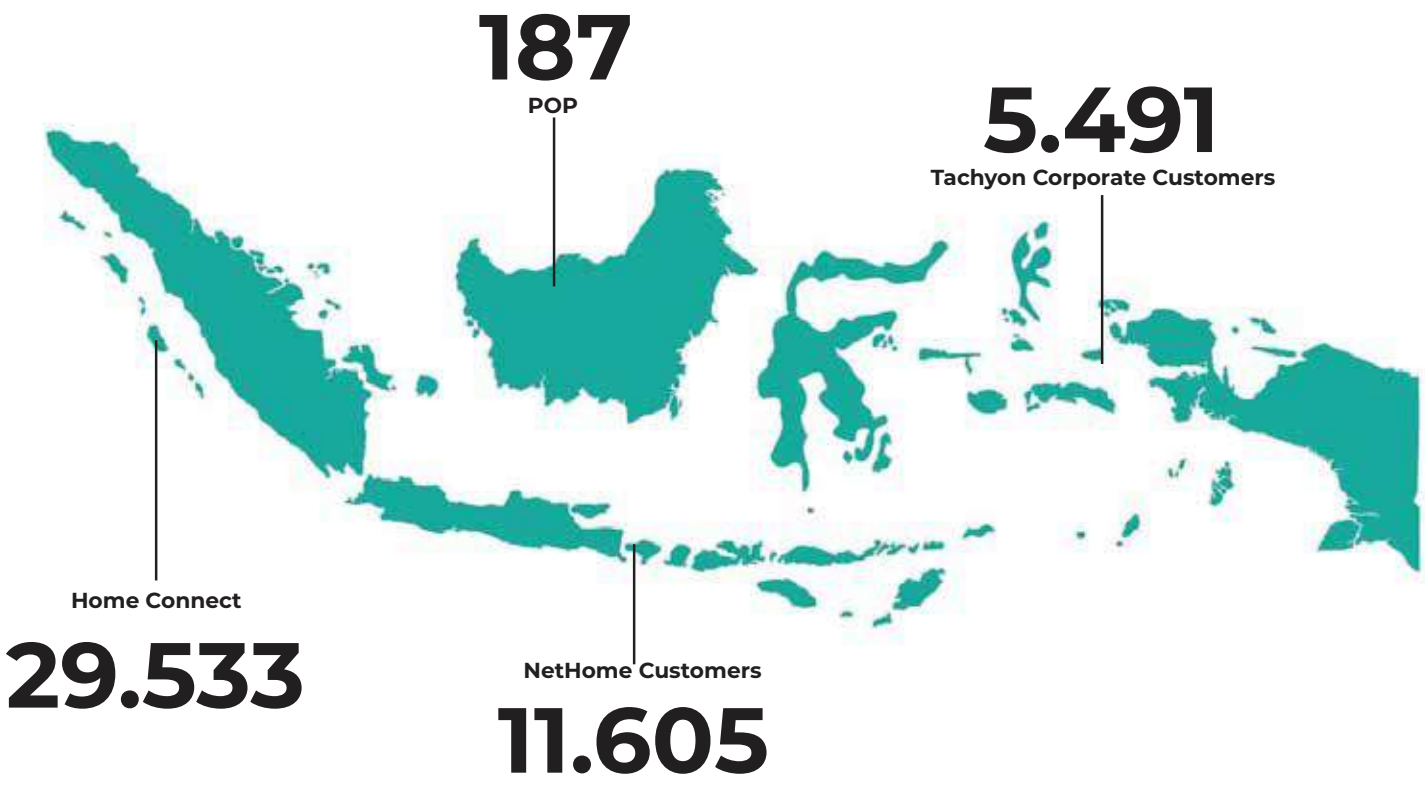

C. MARKETING ASPECTS

The marketing aspect is one of the most important things in an Internet Service Provider (ISP) company. PT Remala Abadi Tbk offers internet services through various products and packages offered to each of its customers.

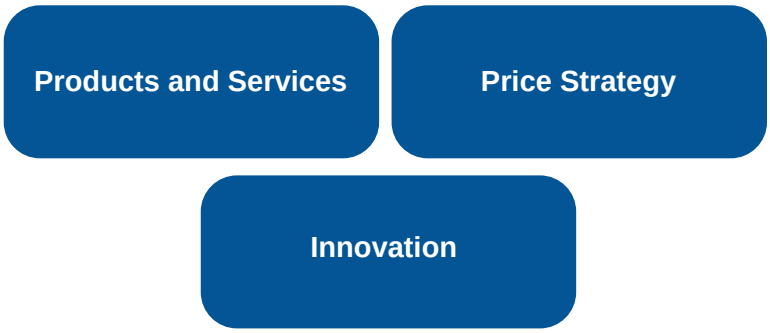

- **Products and Services**

As an ISP company, PT Remala Abadi Tbk offers a variety of products and services to meet the needs of every customer. The products offered include cable, wireless and satellite internet services. In addition, the company also offers high speed internet packages with different prices to meet each diverse customer needs.

- **Price Strategy**

Remala Abadi must have the right pricing strategy to be able to compete in the market. Therefore, we try to understand each customer by providing the best price so that our services can be enjoyed by all.

- **Innovation**

As an ISP company, Remala Abadi must always keep up with the technological development and innovation to be competitive in the market. We are always committed to developing new, more advanced products and providing better services to meet the growing needs of customers.

D. MARKETING ACTIVITIES

The company marketing activities are the efforts to promote the Company's internet services, attract new customers and retain existing customers. Marketing involves various strategies and tactics to develop brands, increase visibility, and meet customer needs. Some marketing activities carried out by the Company are as follows :

a. Direct Marketing B2B

The Company has a marketing team that conducts sales or direct offer to the potential customers who will explain the various advantages of the Company services so that potential customers are interested in using Company services.

b. Partnership and alliance

One of the segments that the Company is aiming is to offer services of partnership and alliance with other companies.

c. After sales maintenance

The services provided by the company is not a one time service for the installation of data interconnection, but the Company customers will also subscribe to the Bandwidth managed by the Company every month during a certain period of contract. This is an important point where the Company employees provide an excellent service among other things by giving a fast and appropriate response in the event of disruption or trouble so that it does not harm the users of telecommunication service, partner of the Company. With this excellent service it is hoped that the customers will be satisfied and there will be repeat orders to meet customer needs at other places and there will be good testimonies from customers indicating their satisfaction that would give a good image for the Company so that other telecommunication companies would also be interested in using the Company's services.

d. Digital and Social Media Marketing

The Company is quite active in digital marketing by utilizing various social media platforms, such as Instagram, and LinkedIn to increase brand awareness and reach a wider target market.

e. Promotion

In marketing products and services, PT Remala Abadi Tbk has been using various promotional strategies such as advertisements in the social media, referral programs, as well as special offers for new customers. One of the flagship strategies of Nethome.id brand implemented is a 3-month free trial promo with a capacity of 100 Mbps for new customers, where the customers can enjoy internet services at no cost during this period. And not only a 3-month free trial service that will be enjoyed by the customers, but after the 3-month free trial service has come to an end, all customers may still enjoy internet services and do not have to experience any disconnection. This strategy is expected to increase the awareness and interest of the consumers in the products and services offered by PT Remala Abadi Tbk through Nethome.id brand.

E. FINANCIAL AND OPERATIONAL PERFORMANCE HIGHLIGHTS

• PERFORMANCE SUMMARY

With the development of the telecommunication business sector, particularly in (ISP (Internet Service Provider) which becoming increasingly competitive in 2024, the Company penetrated into the retail segmentation and the number of customers increased 96,30% in 2024 to 22.941 customers and the company continued enhancing its competitiveness in the corporation segment and managed to increase 32,13% in 2024 to 5.186 customers and has been maintaining a sound pricing competition in line with the market dynamics. The Company is expanding to the retail market segmentation in order to obtain higher revenues as there are many retail segmentations that have not been covered. The Company would continue to improve service quality provided to its customers according to the quality standard that has been established so as to maintain business continuity that would be beneficial to the overall industry. The good achievement in 2024 will give a stronger operational fundamentals in setting targets and establishing marketing, operational and financial strategies in the years to come.

The Company's assets grew 105,10% with the addition of fixed assets (CAPEX) particularly in the additional network installation assets which are intended to expand networks to widen the coverage of retail segment market and improve quality for the customers and eventually increase our cash flow generated both from retail and corporation segments. This has proven to assist the achievement on the traffic growth of 242.2 G. CAPEX allocation is focused on network expansion, and this is reflected from the 170 BTS units 170, which is an increase of 12,58% yoy.

To support the working capital which may be used at any time, the Company utilized overdraft facilities, the largest part of which is with fixed interest so as to be prepared to currency fluctuation risks.

With the Company excellent performance, the Company managed to achieve positive results as reflected in the revenue growth and the efficient and effective control in Cost of Revenue and Operating Expenses which show that the Company is consistent in their commitment in managing resources efficiently and effectively.

The revenues increased 20,24% YoY to Rp 348.191.610.324, with EBITDA growing exceeding the revenues at the level of 135,29% YoY to Rp177.772.499.397. The Company had a EBITDA margin of 51,06%, as a result of a measurable and efficient control of Cost of Revenue and Operating Expenses. Profit after tax grew 165,40% reaching111.846.555.751.

Controlling cost efficiency particularly in Cost of Revenue that decreased 35,63% YoY where the governance and controls in the use of materials and service by the management is under good control. This shows an improvement in the efficiency, and has resulted into a better ratio costs to revenues.

- **FORWARD LOOKING**

Digital technology has been developing rapidly following the economic advancement and the daily life of the society, in particular in the telecommunication sector where innovation and breakthroughs in the telecommunication sector has been developing from time to time to support the business growth in Indonesia.

In terms of telecommunication industry, internet penetration in Indonesian in 2024 has reached 79,5% which when compared with the previous year constituted an increase of 1,4%, according the data released by APJII, and it is estimated will continue to increase to 81,17% up to 2025. The Digital Transformation globally has also influenced the communication technological development Indonesia. According to the Speedtest Global Index per November 2024, Indonesia is placed No. 87 in the world as a broadband mobile strength with internet speed of 29,06 Mbps. From the perspective of fixed broadband, Indonesia is placed No. 118 with the speed of 32,05 Mbps. Therefore in the future Indonesia must focus on the equal access to connectivity network. For the purpose of supporting the equal access to connectivity network in Indonesia, the Company has planned and made a target for a new installation network in 2025 to support penetration into retail segment market, a total of new 550.000 HomeConnect throughout Java with a price affordable by the people. The Company will also continue to focus on the services to the corporation segment and increased its services particularly in the Industrial and Office Zones.

According to the 2025 State Budget that has been set by the Government, the Indonesian Economic Growth is 5,2% with a deficit against GDP of 2,53%. Bank Indonesia estimated a growth of 5,1% and this estimation is lower than the estimation of the 2025 State Budget due to weaker global economic growth where BI estimated that the global economic growth in 2025 is only 3,2%. Meanwhile OECD (Organization for Economic Cooperation and Development) predicted that the Indonesian economic growth is only 4,9%.

Considering the estimated growth of Indonesian economy, the Company must have innovation and diversification in the market segment and also use the latest technology, in order to be able to provide the best service to the customers. This will be make the Company in a position to offer a competitive selling price in the market and enhance its service in striving to give the best service to the service users. In addition, to maintain continued business growth and good governance with the purpose to have a significant growth of revenues in the long run, the Company continues to make innovation on the technology currently used and will remain consistent in carrying out an effective and efficient cost control in supporting the achievement and vision and mission of the Company.

Position data per 31 December of the years mentioned below :

- **Gross Revenues**

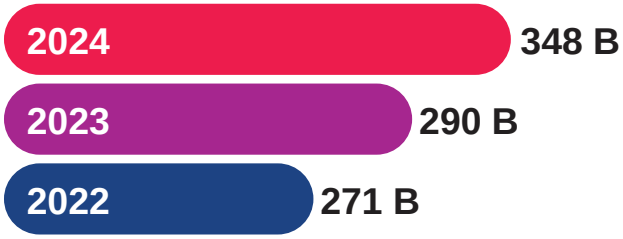

- **POP (Point of Presence)**

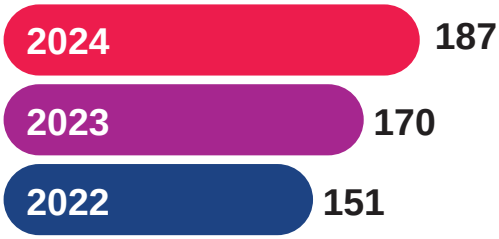

- **EBITDA**

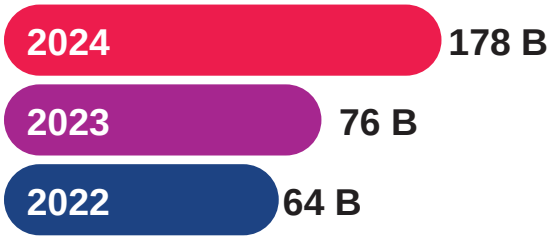

- **Total number of Residential customers**

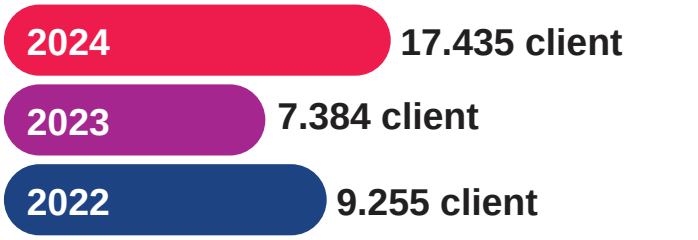

- **EBITDA Margin**

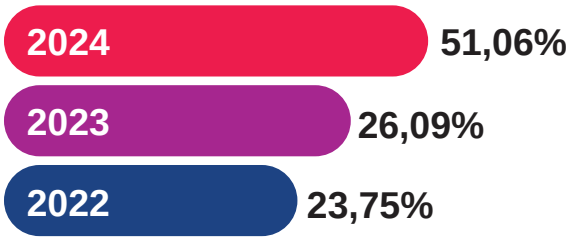

- **Total number of Corporate customers**

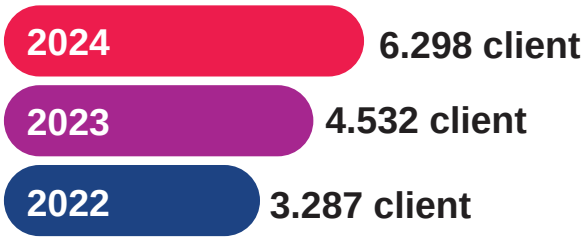

- **Traffic**

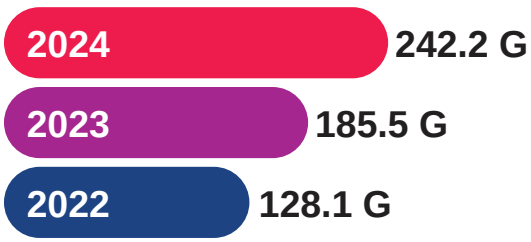

- **Total number of Government customers**

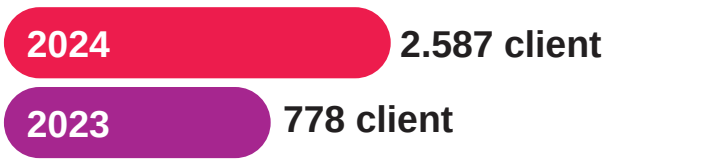

F. FINANCIAL OVERVIEW

Public Accountant Office (KAP) Jamaludin, Ardi, Sukimto & Rekan (Firma Anggota Jaringan Global Audit Trust) has audited the financial statements of PT Remala Abadi Tbk and Subsidiary companies conducted by the auditor Ray Nainggolan, S.E., Ak., CPA with Public Accountant License No. AP.1317 signed on the 24 March 2025.

The Public Accountant Office (KAP) stated that the consolidated financial statements have been presented fairly in all material respects, the financial position and Group financial position per 31 December 2024, as well as the consolidated financial performance and consolidated cash flow for the year ending on that date, according to the Financial Accounting Standards in Indonesia.

• Consolidated Financial Position Statement

The Company has recorded an asset growth of 105,10% to Rp381,20 billion per 31 December 2024 from Rp185,86 billion in the previous year. This increase is mainly supported by the increase in current assets to Rp108,03 billion with a growth of 106,79% and non-current assets to Rp273,17 billion with a growth of 104,44%.

In terms of liabilities, the Company reported a liability increase of 78,99% to Rp118,13 billion. This increase is in line with the increase of short-term liabilities to Rp63,18 billion or an increase of 21,56%. On the other hand, the long-term liabilities experienced an increase of 291,87% to Rp54,95 billion.

The diversification of Company market segments has been successful in increasing profitability which contributed to the increase of profit balance for the financial year of 2024. This is the key factor in increasing the Company equity to Rp263,07 billion, a growth of 119,47% compared to the previous year.

This condition of increased equity as a result of the acquisition of PT Fiber Media Indonesia in May 2024 as such the Financial statements have been consolidated by referring to PSAK No.338 “Business Combination with Entities under common control” so that it is presented as such, as if the acquired entity already joined the company since the beginning under common control.

Consolidated Financial Position Statment
(In million)

Description	Y-2024	Y-2023	Growth In (Dec)	
			Rp	%
Total Current Asset	102.690	50.287	52.403	104,21
Total Non-Current Asset	278.514	135.577	142.937	105,43
Total Asset	381.204	185.864	195.340	105,10
Total Short-Term Liability	63.946	51.976	11.970	23,03
Total Long-Term Liability	54.185	14.022	40.163	286,43
Total Liability	118.131	65.998	52.133	78,99
Total Equity	263.073	119.866	143.207	119,47

• Current Asset

Total current asset reached Rp102,69 billion in 2024, an increase 104,21% yoy from Rp50,29 billion in 2023. This is mainly influenced by the increase of account receivables of Rp3,91 billion, an increase of 33,76% in 2024 and the inventory amounted to Rp67,99 billion in 2024 which is an increase of 287,92% compared to the previous year. The increased Account Receivables was due to the increase in the collection of revenues and increased inventory to support the development of new network installation and needs for existing network maintenance. In addition, Cash and Bank increased to Rp12,23 billion or 5,8% in 2024, Other Receivables increased to Rp1,50 billion or 9,50% in 2024, Prepaid expenses increased to Rp2,17 billion or 27,84% compared to the period of 2023 for the relevant accounts.

However, while there is an increase of current asset, down payment experienced a significant decline of 60,50% to Rp2.59 billion. The decrease from the previous year in the value of Rp6.55 billion is mainly due to

Current Asset
(In million)

Description	Y-2024	Y-2023	Growth Inc (Dec)	
			Rp	%
Cash and Bank	12.232	11.562	670	5,80
Account Receivable	15.497	11.586	3.911	33,76
Other Receivable	1.500	1.370	130	9,50
Inventory	67.992	17.527	50.465	287,92
Prepaid expenses	2.167	1.695	472	27,84
Down Payment	2.586	6.547	-3.961	-60,50
Tax paid in advance	716	0	716	~
Total Current Asset	102.690	50.287	52.403	104,21

• Non Current Asset

The Company recorded an increase of non-current asset of 105,43% to Rp278,51 billion in 2024. The increase from the previous year was mainly influenced by an increase of fixed asset of 102,61% from Rp117,95 billion in 2023 to Rp238,98 billion in 2024. This is in line with the increase of capex for direct asset ownership in the value of Rp145,01 billion in 2024. From that amount, the increased network installation reached Rp120,92 billion. In addition, right of use assets in the form of land, building, and network equipment increased 129,79% to Rp30,62 billion. From that amount, the Company reported the largest addition in the network cable installation that reached Rp16,26 billion in 2024 and further there was additional land and building assets worth Rp2.48 billion in 2024 and additional office space in the value of Rp4,58 billion. The increased fixed assets are in line with the commitment of the Company to give the supports required in providing the best service.

Non Current Asset
(In million)

Description	Y-2024	Y-2023	Growth Inc (Dec)	
			Rp	%
Other Receivables – third party	1.163	674	489	72,53
Down payment	4.177	1.279	2.898	226,56
Goodwill	1.194	428	766	179,10
Fixed Asset - net	238.985	117.953	121.032	102,61
Right of use assets - net	30.625	13.328	17.297	129,79
Deferred tax asset	1.951	1.675	276	16,52
Other non-current asset	419	241	178	73,97
Total Current Asset	278.514	135.577	142.937	105,43

• Short-Term Liabilities

The position of the Company short-term Liabilities in 2024 was Rp63,95 billion, which is 23,03% higher compared to the previous year of Rp51,98 billion, This increase was mainly influenced by the tax debt which increased 153,28% to Rp22.38 billion in 2024 from Rp8.83 billion in the previous year. Accrual expenses increased 19,36% to Rp6.74 billion in 2024 from the previous year which was Rp5.65 billion. Meanwhile, the short-term bank debt increased 83,98% from Rp0,35 billion in 2023 to Rp0,65 billion in 2024. In addition there was a increase of rental liability of 183,30% from Rp0,76 billion in 2023 to Rp2,16 billion in 2024. There was an increased tax debt due to a significant growth of the Company net profit before tax as a result of increased revenues and cost efficiency related to an excellent operational performance.

Short-Term Liabilities
(In million)

Description	Y-2024	Y-2023	Growth Inc (Dec)	
			Rp	%
Short-term bank debt	10.953	14.028	-3.075	-21,92
Third party account receivables	17.308	18.279	-971	-5,32
Third party other receivables	763	0	763	~
Accrual expenses	6.740	5.647	1.093	19,36
Down payment from customers	207	0	207	~
Tax debt	22.37	8.835	13.542	153,28
Long-term debt due in one year				
Bank debt	651	354	297	83,98
Consumer financing debt	2.789	4.071	-1.282	-31,49
Rental liability	2.158	762	1.396	183,30
Total Short-term Liability	63.946	51.976	11.970	23,03

• Long-term Liability

Company long-term liability experienced an increase of 286,43% from Rp14,02 billion in 2023 to Rp54,19 billion in 2024. This increase is mainly due to an 1.281,19% increase of other receivables of the affiliated party or an increase of Rp30,11 billion as such in the year of 2024 it reached Rp32,46 billion which was in the previous year 2023 was Rp2,35 billion. The long term bank debt which is more than 1 year increased 77,83% or in the value of Rp2,67 billion in the year of 2024 where in the previous year of 2023 it was only Rp1,50 billion. Rental liability also increased 220,43% or Rp9,95 billion from the previous year 2023 in the amount of Rp4,51 billion to Rp14,46 billion in 2024. In addition, work fee liabilities increased 20,14% or in the amount of Rp0,55 billion from Rp2,75 billion in the previous year 2023 to Rp3,30 in 2024.

Long-term Liability
(In million)

Description	Y-2024	Y-2023	Growth Inc (Dec)	
			Rp	%
Other receivables of related parties	32.458	2.350	30.108	1.281,19
Long-term debt after deduction of debt that will fall due within one year				
Bank debt	2.672	1.503	1.169	77,83
Consumer financing	1.293	2.910	-1.617	-55,55
Rental Liability	14.463	4.514	9.949	220,43
Work fee liabilities	3.299	2.746	553	20,14
Total Long-term Liability	54.185	14.022	40.163	286,43

- **Equity**

Company equity grew 119,47% to Rp263,07 billion from Rp119,87 billion in the previous year. This was supported by the 334,33% growth of the profit balance from Rp28,89 billion in 2023 to Rp125.48 billion in 2024. This profit balance increase is due to the excellent profitability performance in 2024 as a result of revenue increase and cost efficiency. The Company Performance showed an increase in the net profit in the current period reached Rp111,85 billion in 2024 with a growth of 165,40%. Detailed information concerning the Company profitability performance is shown in the profit and loss statement and consolidated comprehensive income below.

Equity
(In million)

Description	Y-2024	Y-2023	Growth Inc (Dec)	
			Rp	%
Share capital – subscribed and paid-up	68.750	55.000	13.750	25,00
Additional paid-up capital	56.857	7.271	49.586	681,94
Proforma of restructuring transaction of controlling entity	0	28.391	-28.391	-100,00
Profit balance	125.480	28.891	96.590	334,33
Other comprehensive loss	121	-62	183	-294,27
Non-controlling interest	11.865	375	11.489	3.059,28
Total Long Term Liabilities	263.073	119.866	143.207	119,47

G. PROFIT AND LOSS AND OTHER CONSOLIDATED COMPREHENSIVE INCOME STATEMENTS

Cumulatively, the Company has recorded an increase of 165,40% in net profit in the current period to Rp111,85 billion in 2024, where there was a significant improvement in the performance of the Company compared to that of previous year which was Rp42,14 billion and this could be realized with the support of Company Revenues which was Rp348,19 billion in 2024, a growth of 20,24% as a result of cost saving throughout the year, in particular the Cost of Goods Sold decreased -35,63% to Rp84,61 billion in 2024 compared to Rp131,45 billion in the previous year.

There was an increase of net profit since the acquisition of PT Fiber Media Indonesia in May 2024 so that the Financial Statement has been consolidated by referring to PSAK No.338 “Business Combination with Entities under Common Control” so that it is presented as such, as if the acquired entity joined the company and since the beginning has been under common control.

CONSOLIDATED STATEMENTS OF PROFIT AND LOSS AND OTHER COMPREHENSIVE INCOME

(In million)

Description	Y-2024	Y-2023	Growth Inc (Dec)	
			Rp	%
Incone	**348.192**	**289.580**	**58.611**	**20,24**
Repair and maintenance	31.931	52.896	-20.965	-39,63
Material expense	5.992	43.051	-37.058	-86,08
Depreciation	19.485	14.015	5.471	39,04
BHP (Right-of-Use Cost) Universal Service Obligation (USO) and BHP (Right-of-Use Cost) Radio Station License (ISR)	5.796	5.364	432	8,05
Equipment rental	14.916	2.083	12.834	616,18
Operational expense	6.491	14.042	-7.551	-53,78
Cost of Revenues	**84.612**	**131.450**	**-46.838**	**-35,63**
Gross Profit	**263.580**	**158.131**	**105.449**	**66,68**
Commission	25.899	18.777	7.122	37,93
Entertainment	1.626	958	668	69,74
Advertisement	41	98	-57	-57,91
Marketing	324	7	318	4850,17
Selling Expenses	**27.891**	**19.840**	**8.051**	**40,58**
Salary, wage bonus and allowance	58.273	40.800	17.473	42,83
Utility	2.032	4.588	-2.556	-55,70
Fixed depreciation and right of use assets	10.509	5.646	4.863	86,13
Lease	786	3.671	-2.884	-78,57
Professional service	3.343	3.350	-7	-0,20
Fuel, toll and parking fees	2.734	2.423	311	12,82
Repairs and maintenance	1.998	2.754	-756	-27,45
Office Operation	1.792	1.451	341	23,53
Legality and licensing	353	408	-54	-13,34
Freight forwarding agent fees	1.143	337	806	238,75
Employee benefits	935	562	373	66,32
Retribution	5.002	4.921	81	1,64
Insurance	389	35	354	1011,15
Others (under Rp100 million)	380	0	380	~

General and Administrative Expenses	**89.669**	**70.945**	**18.724**	**26,39**
Financial Expenses	**2.555**	**1.409**	**1.147**	**81,40**
Other Expenses (Income)	**-1.758**	**11.453**	**-13.211**	**-115,35**
Operational Expenses	**118.357**	**103.646**	**14.710**	**14,19**
Profit before Income Tax	**145.223**	**54.484**	**90.739**	**166,54**
Income Tax Benefit (Expense)	**-33.377**	**-12.342**	**-21.035**	**170,43**
Profit Before Profit of Subsidiary Impact of Adjustment				
Proforma of Restructuring Transaction of Entities				
Under common control	111.847	42.142	69.704	165,40
Profit of Subsidiary Impact of Adjustment				
Proforma of Restructuring Transaction of Entities				
Under common control	-12.404	-16.089	3.686	-22,91
Current Net Profit	**99.443**	**26.053**	**73.390**	**281,70**
Other Comprehensive Income (Loss) - Net	**187**	**-52**	**239**	**-457,68**
Current Net Comprehensive Profit	**99.630**	**26.001**	**73.629**	**283,18**

- **REVENUES**

The Company revenues grew 20,24% to Rp348,19 billion in 2024 when compared with the previous year which was Rp289,58 billion. This revenue growth is mainly supported by the revenues of retail segment that reached Rp30,75 billion with a growth of 48,19%, SOHO segment reached Rp50,00 billion with a growth of 21,57% and corporation segment is Rp267,44 billion with a growth of 71,98%.

- **COST OF GOODS SOLD**

This experienced a significant decrease of -35,63% to Rp84,61 billion in 2024 compared Rp131,45 billion in the previous year. This decrease was primarily attributed to a reduction in material expenses which declined -86,08% to Rp5,99 billion, a reduction of 39,63% on repair and maintenance expenses to Rp31,93 billion as a result of control and monitoring implemented on the material usage for both new network infrastructure and network maintenance, as well as a reduction of -53,78% on the operational expenses to Rp6,49 billion.

In the meantime, Depreciation expense increased 39,04% to Rp19,49 billion compared to the previous year which was Rp14,02 billion, mainly due to the significant additional new network installation asset and equipment rental expenses that increased 616,18% to Rp14,92 billion in the context of supporting new network service and development, in particular “Java Back Bone”.

- **OPERATING EXPENSES**

The Company’s Operating Expenses experienced a quite reasonable increase of 14,19% to Rp118,36 billion compared to Rp103,65 billion in the previous year. The main reasons are shown below :

1. Commission expenses increased 37,93% to Rp25,90 billion as it is in line with the increase of Company revenues.
2. Salary, wage, bonus and allowance Expenses increased 42,83% to Rp58,27 billion as in 2024 in line with the business development, the Company recruited human resources for the positions in the organizational structure and for supporting operations.
3. Depreciation expenses increased 86,13% to Rp10,51 billion as there was purchases of buildings, land and vehicles to support business operation needs of the Company.
4. Financial expenses increased 48,63% to Rp2.33 billion was due to the additional overdraft facilities in BCA and OCBC to support the development of Network Installation Asset and “Java Backbone” Project.

Furthermore there was some cost savings among other things the utility costs that decreased 55,70% to Rp2,03 billion, rental expenses decreased 78,57% to Rp0,79 billion as well as repair and maintenance expenses decreased 27,45% to Rp2,00 billion. The largest decrease is the Other Expenses (Income) which decreased -113,56% as there was insurance claim for the fire that occurred in Cibubur warehouse amounting to Rp1,5 billion.

- **EBITDA**

Supported by the Company's increased revenues and cost-efficiency during 2024, Earning Before Interest, Tax, Depreciation, and Amortization (EBITDA) rose by 135,29% to Rp177,77 billion in 2024 from Rp75,55 billion in the previous year.

- **PROFIT BEFORE INCOME TAX**

With Company's revenue growth higher than the increase in expenses, it has given a positive impact to the Company's profit before income tax that reached Rp145,22 billion in 2024 with a growth of 166,54%.

- **CURRENT PERIOD NET PROFIT AND COMPREHENSIVE PROFIT**

After deducting income tax expenses of Rp33,38 billion and Profit of Subsidiary Impact of Adjustment of Proforma of Restructuring Transaction of Entities under Common Control of Rp12,40 billion in 2024, the Company managed to record current period net profit of Rp99,44 billion which is a growth of 281,70%. Furthermore, by taking into account the current year other comprehensive profit after tax of Rp0,19 billion, the Company's current period comprehensive profit reached Rp99,63 billion in 2024, an increase of 283,18% compared to that of previous year which was in the value of Rp26,00 billion. Meanwhile, the net profit per common stock was Rp75,53 in 2024 compared to Rp70,15 in the year of 2023.

H. CONSOLIDATED STATEMENT OF CASH FLOW

After deducting income tax expenses of Rp33,38 billion and Profit of Subsidiary Impact of Adjustment of Proforma of Restructuring Transaction of Entities under Common Control of Rp12,40 billion in 2024, the Company managed to record current period net profit of Rp99,44 billion which is a growth of 281,70%. Furthermore, by taking into account the current year other comprehensive profit after tax of Rp0,19 billion, the Company's current period comprehensive profit reached Rp99,63 billion in 2024, an increase of 283,18% compared to that of previous year which was in the value of Rp26,00 billion. Meanwhile, the net profit per common stock was Rp75,53 in 2024 compared to Rp70,15 in the year of 2023.

Consolidated Statement Of Cash Flow
(In million)

Description	Y-2024	Y-2023	Growth Inc (Dec)	
			Rp	%
Net Cash Flow from Operating Activities	63.456	51.671	11.785	22,81
Net Cash Flow for Investment Activities	-129.628	-53.492	-76.136	142,33
Net Cash Flow for Financing Activities	69.910	-14.005	83.915	-599,20
Increase (Decrease) in Net Cash	3.738	-15.826	19.563	-123,62
Increase of Net Cash and Bank and Overdraft related to acquisition	7	0	7	~
Cash at the Beginning of the Period/Year	-2.466	13.360	-15.826	-118,46
Cash at the End of the Period/Year	1.279	-2.466	3.745	-151,87
Cash consisting of:				
Cash	12.232	11.562	670	5,80
Overdraft	-10.953	-14.028	3.075	-21,92
Total	1.279	-2.466	3.745	-151,87

- **CASH FLOW FROM OPERATING EXPENSES**

Company recorded an increase in net cash flow from operating activities of 22,81% yoy to Rp63,46 billion in 2024, compared to the previous year which was Rp51,67 billion. This increase was primarily due to the 19,85% yoy increase in the income from customers to Rp347,74 billion. On the other hand, the Company has implemented cost efficiency on the operational activities (maintenance and upkeep) so that there was a decrease of -61,29% in payment in 2024, from Rp53,21 billion in the previous year to Rp20,60 billion in 2024.

- **CASH FLOW FROM INVESTMENT ACTIVITIES**

In comparison to 2024, the Company recorded a higher net cash flow used for investment activities at Rp129,63 billion in 2024. This reflects an increase of 142,33% yoy compared to Rp53,49 billion in the previous year. This increase was due to the acquisition of fixed asset in 2024 with realized capital expenditure reaching Rp98,87 billion or an increase of 82,09% yoy compared to Rp54,29 billion in 2023. This reflects the commitment of the Company to conduct a measurable business expansion in line with the strategies established in 2024. Additionally, the Company acquired a subsidiary entity worth Rp26,15 billion in 2024.

- **CASH FLOW FROM FUNDING ACTIVITIES**

The Company recorded an increase in net cash flow used for funding activities amounting to Rp83,92 billion in 2024. This increase was attributed to the increase of 1.071,22% in loans from related parties with cash inflow of Rp30,11 billion. Furthermore, there was income from Initial Public Offering on the 6 May 2024 amounting to Rp51,70 billion. There was payment for issuer's cost related to the public offering in the amount of Rp2,20 billion and payment of rental liabilities increased 35,02% with payment of Rp11.03 billion.

- **CASH AND CASH EQUIVALENTS AT YEAR END**

Cumulatively, the Company recorded an increase in net cash and cash equivalents amounting to Rp3,74 billion in 2024. However, cash and cash equivalents at the beginning of the year totaling -Rp2,47 billion, and the Company managed to record a positive cash and cash equivalents at the end of the year worth Rp1,28 billion in 2024 where in supporting the operational activities, the Company used overdraft facilities from the banking sector in the amount of Rp10,95 billion in addition to the Rp12,23 billion Company Cash, while the cash position at the end of the previous year was -Rp2,47 billion.

I. FINANCIAL RATIOS

Financial Ratios
(In million)

Description	Y-2024	Y-2023	Growth In (Dec)	
			Rp	%
EBITDA Margin (%)	51,06	26,09	25	95,69
EBIT Margin (%)	42,44	19,30	23	119,89
Gross Profit Margin (%)	75,70	54,61	21	38,63
Net Comprehensive Profit Margin (%)	28,61	8,98	20	218,68
Profit to Investment Capital Ratio	129,49	33,79	96	283,18
Profit to Total Asset Ratio (%)	26,14	13,99	12	86,83
Profit to Equity Ratio (%)	37,87	21,69	16	74,59
Current (%)	160,59	96,75	64	65,98
Debt to Equity Ratio (X)	0,45	0,55	0	-18,44
Debt to Asset Ratio (X)	0,31	0,36	0	-12,73
Debt to EBITDA Ratio (X)	0,66	0,87	0	-23,93
Debt to EBITDA Ratio (X) - (Only Interest Bearing)	0,14	0,19	0	-27,65

J. LIQUIDITY AND SOLVENCY

Company activities are exposed to various financial risks, among others, market, credit and liquidity risks. The overall risk management program of the Company is focused on facing uncertainties in financial markets and to mitigate the potential adverse impacts on its financial performance.

- **CREDIT RISK**

Credit risk is a risk where one party to financial instrument may fail to meet its obligations, leading to financial losses on the other party. Remala Abadi Group is exposed to credit risk from operational activities (mainly from account receivables to third parties) and from funding activities, including bank accounts. The main credit risk exposure of Remala Abadi Group is in managing account receivables. Remala Abadi Group conducts supervision on the collectability of receivables to ensure that payment is received timely. In addition, periodic reviews of each customer's receivables are conducted to assess any potential failure of collection and based on this assessment reserves are established.

	31 December 2024	31 December 2023
Cash and Bank	12.232.029.244	11.561.916.847
Account Receivables	15.497.364.014	11.586.022.745
Other Receivables	1.500.104.916	1.370.009.835
Down Payment	2.586.242.773	6.547.316.024
Total	31.815.740.947	31.065.265.451

- **LIQUIDITY RISK**

Liquidity risk is defined as a risk when the Group's cash flow position indicates that short-term income is not adequate to cover short term expenditures. Historically, the Group's liquidity needs stemmed from the need to finance investments and capital expenditures related to business expansion programs. Substantial working capital is required by the Group to carry out new projects and cover operational costs. In managing liquidity risks, the Group monitors and maintains cash levels deemed sufficient to finance the Group's operational costs and to address the impacts of cash flow fluctuations. Additionally, the Group regularly evaluates cash flow projections and actual cash flow, including loan maturity schedules, and continuously assess financial market conditions to ensure funding flexibility, by way of maintaining the availability of committed credit facilities.

	31 December 2024	31 December 2023
Short-term bank debt	650.511.825	14.381.448.605
Third party account receivable	17.307.863.802	18.279.545.620
Third party other receivables	762.955.856	0
Accrual Expense	6.740.350.818	5.646.995.896
Down payment of customers	206.913.886	0
Consumer financing	2.789.422.111	4.071.349.650
Total	28.458.018.298	42.379.339.771

K. MARKET POTENTIAL

The consolidation of several major telecommunication operators in Indonesia has significantly impacted the telecommunication industry dynamics throughout 2024. Competition in the telecommunication BTS tower rental industry and fiber optic networks has been increasingly competitive. Additionally, the Company also faces risks associated with changes in government regulations and legislation. To tackle these challenges, the Company undertakes some measures and strategies related to marketing, capacity expansion, efficiency, technological adaptation and business development.

At the end of the year, to be exact on December 23, 2024, the Company undertook a Corporation Action where there was an agreement to sell the majority shareholding of Bu Verah Singgih Wong totaling 51% to PT. Iforte Solusi Infotek which is a subsidiary company of PT. Sarana Menara Nusantara Tbk (TOWR), a subsidiary of Djarum Group. This Corporation Action is undertaken to reinforce the business fundamental of Remala Group in the telecommunications sector and internet service providers and serves as a financial support in the operational and marketing strategies that have been established.

The Company focuses on retail segment development primarily to reach the middle low economy class by offering a free 3 month program as well as various options of subscription fees to customers according to the need and the affordability of customers.

The Company is optimistic with Indonesian economic growth in the range of 4,9%-5,1%, with innovation in the use of an updated technology and provides a better after sales with an attractive tariff offer will be able to boost the Company performance in achieving the 2025 planned objectives

L. HUMAN RESOURCES DEVELOPMENT

Human resources (HR) development in PT Remala Tbk, focuses on the activities to improve skills, competencies, and welfare of the employees. The objective is to create a positive change for the employees and enhance company productivity.

The values that may be instilled in the human resources (HR) development are :

Integrity :
Based on the company values such as honesty, justice and compliance.

Responsibility :
Make use any opportunities to enhance capabilities and skills.

Cooperation :
Develop collaborative organizational culture and appreciate differences.

Ethics :
principles and values applied within the organization to build a positive and productive work environment.

Leadership :
skills, knowledge, and the abilities of a leader to guide and influence other people. This competency is important to achieve the organizational objectives.

Sustainability :
Integrating sustainability principles in HR management, which is an approach focusing on the continued welfare of the employees and business sustainability. It also considers the environmental impact and social responsibility.

The goal is to improve employee productivity and welfare, maintain a balance between organizational growth and social responsibility, create a positive work environment, foster employee loyalty, and support company sustainability. The goal is to improve employee productivity and welfare, maintain a balance between organizational growth and social responsibility, create a positive work environment, foster employee loyalty, and support company sustainability.

Sustainable human resources development

- Developing competencies relevant to future challenges.
- Conducting green skills development training to increase environmental awareness among employees.
- Applying environmentally friendly technology in the operational process, and promoting awareness of the social and environmental impacts of work.

M. TRAINING PROGRAM

TRAINING PROGRAM

4 Programs

- New Employee Orientation
- Fire Emergency Response Training
- ISO 27000, 9001 & 37001 Awareness Training
- ISO PT. Remala Abadi Tbk ISO Internal Audit Training

TRAINING SESSIONS:

11 Sessions

PARTICIPANTS

184 Participants

TRAINING DAYS

11 Days

TOTAL EMPLOYEES

731 Employees

PURPOSE OF TRAINING

Develop the character of HR that are resilient, productive and having integrity at the Company.

At the end of 2024, the Company employed 731 employees. The 731 employees may be grouped as follows:

Remala Abadi

Educational level

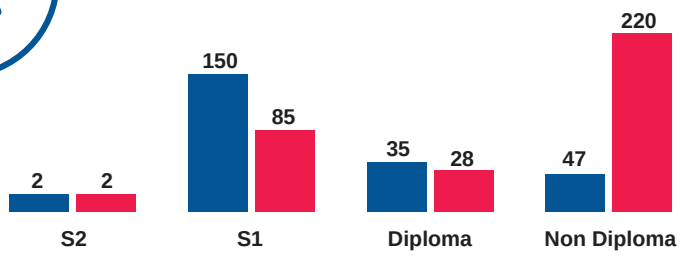

FMI

Educational level



PC24

Educational level



AII

Educational level



2024

2023

Remala Abadi

Employee status

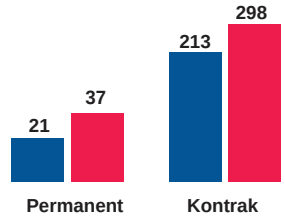

FMI

Employee status

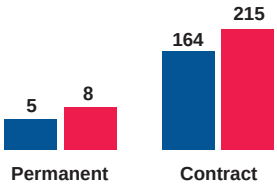

PC24

Employee status

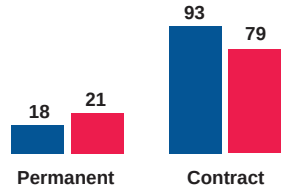

AII

Employee status



FKI

Employee status

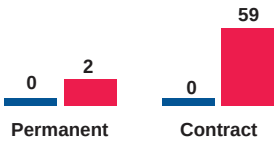

2024

2023

Remala Abadi

Job Title

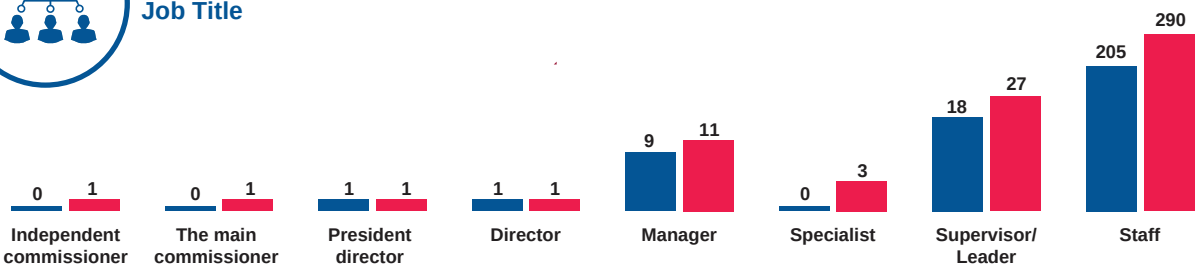

FMI

Job Title

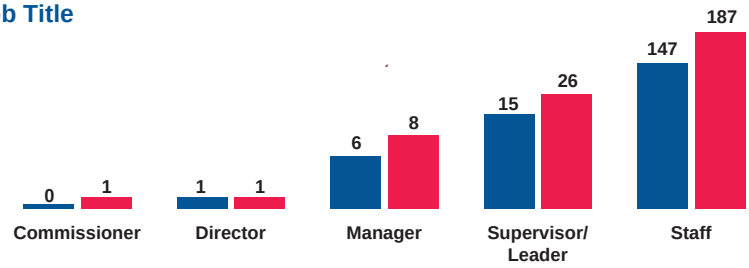

PC24

Job Title

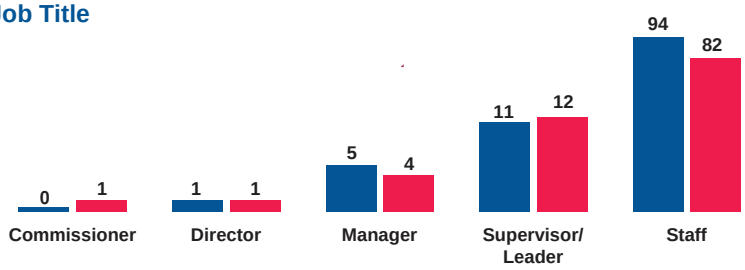

All

Job Title



FKI

Job Title



2024

2023



BOARD OF DIRECTORS REPORT

Richard Kartawijaya

President Director

Chief Executive Officer

Dear Shareholders and Stakeholders, We express our gratitude and praise to the One Almighty God for His grace and blessings bestowed upon the Company so that the Company managed to go through 2024 successfully. In an increasingly competitive business environment, especially in the telecommunications industry, the importance of maintaining a strong position in the market cannot be overlooked. The year 2024 is a year full of challenges but also full of opportunities for the Company. With rapid technological advancements and ever-increasing consumer demands, strategic steps are needed to remain relevant and resilient. Therefore, the Company's stakeholders strongly encourage the implementation of international standards such as ISO 9001:2015 which focuses on quality management systems, provides a framework to improve internal processes and improve customer satisfaction. By implementing this standard, the Company will be in a position to create a mechanism with the objective to continuously improve the quality of products and services. This is especially important considering today's customers are very selective and have a lot of choices.

ISO 27001:2022 concerns with information security management, which is an increasingly important aspect in today's digital context. A company's success in protecting customer data and sensitive information will greatly affect its reputation and trust in the brand. Through the implementation of this standard, the Company shows its seriousness in maintaining information security and protecting consumer trust.

And ISO 20000-1:2018 regulates IT service management systems, which are vital in optimizing operational efficiency. In the telecommunications industry, where IT services are the main pillar, the implementation of this standard will assist the Company in providing responsive and high-quality services. These standards do not only reflect the Company's commitment to provide services, but also serve as a driver to continue making improvements and innovations.

Finally, the implementation of these standards do not only improve the quality and efficiency, but will also assist the Company in complying with the prevailing regulations, providing evidence of the company's commitment to make continuous improvement and meet market expectations.

A. Macro Economic Review 2024

Macroeconomics plays an important role in understanding the dynamics of telecom companies, especially in 2024 when many countries face new challenges and opportunities. In facing 2024, the telecommunications sector in Indonesia is faced with various challenges and opportunities influenced by macroeconomic indicators, including Gross Domestic Product (GDP), and inflation. This sector is strategically positioned to support national economic growth through the services offered and the innovations made. Therefore, it is of utmost importance to analyze the impact of these macroeconomic factors on telecommunications companies in Indonesia, which may impact significantly to their performance and competitiveness.

GDP is one of the main indicators to measure the economic health of a country. In the Indonesian context, GDP growth is expected to continue in 2024, driven by the strong domestic consumption sector and infrastructure investment. According to Bank Indonesia, GDP growth is expected to reach 5.2% in 2024, indicating a post-pandemic recovery and sustainable economic improvement. The Company will benefit from this situation, especially in terms of expanding customer base and increasing data usage. Services such as Broadband internet services for SOHO (small Office home office), Broadband internet services for home needs, Managed Services and Multimedia.

Controlled inflation at moderate levels plays an important role in ensuring economic stability. In Indonesia, inflation is expected to be in the range of 3-4% in 2024. Low inflation opens up space for companies, including in the telecommunications sector, to maintain their service prices However, inflation that rises beyond expectations can force companies to adjust their service rates to cover rising costs. Telecom companies need to consider the right pricing strategy to avoid losing customers. If the company is unable to pass on the increased costs to consumers, this can reduce profit margins. Conversely, in a normal and stable inflation situation, companies can continue to invest in the development of new services and infrastructures.

B. Business Development

PT Remala Abadi Tbk is a company engageed in ISP (Internet Service Provider) which offers different types of internet services to its customers. The company provides services that includes Dedicated internet services; Broadband internet services for SOHO (small Office home office), Broadband internet services for home needs, Managed Services (such as IP CAM, VOIP, and WiFi Device settings), Colocation Servers, Data Centers, Local Link Services, as well as the Provision of Business to Business Fiber Optic Connectivity/Installation and multimedia.

With the brand names Tachyon, Nethome Fiber Media Indonesia, and PC24 Cyber, PT Remala Abadi Tbk has a different focus in providing internet services. Tachyon is focused on serving Corporations, Government, and SOHO (Small Office Home Office) customers, Nethome is focused on serving residential or home customers, Fiber Media Indonesia to serve corporate customers by establishing partnerships with ISPs (Internet Service Providers), PC24 Cyber to establish partnerships in terms of fiber to the home (FTTH) network construction work both in the buildings and business areas and homes.

The company is committed to keep developing reliable fiber optic infrastructures in order to provide the best services and solutions to all customers. In addition, PT Remala Abadi Tbk always maintains its commitment, employs creativity and innovation in providing internet services.

With various types of services offered and focusing on customer segmentation, PT Remala Abadi Tbk is in a position to provide suitable solutions to respond to the needs of each customer. Through the Tachyon, Nethome, Fiber Media Indonesia brands, PC24 Cyber can reach various market segments in a more specific and effective way.

PT. Remala Abadi Tbk is committed to make innovation and adapt to the latest technological developments. PT Remala Abadi Tbk is expected to continue to grow and transform to be more superior in providing quality services and meeting customer expectations from the Corporate to Residential segments.

In addition, PT Remala Abadi Tbk plans to expand its business reach through a targeted expansion strategy, with the following steps:

1. **Fiber Optic Network Expansion**
   Expanding fiber optic networks outside the Greater Jakarta with a focus on infrastructure development in various cities in Java. This plan includes the construction of Point of Presence (PoP) in almost 40 strategic cities in Java.
2. **Increase in Sales of Metro-EM Services**
   Expand sales of Metro-E services to the regions of Java, Bali, Sumatra, Sulawesi, and Kalimantan to reach more customers and strengthen the company's position in the regional market. Collaborate with other cable network owners to support the development of Metro Ethernet (Metro-E) services for the purpose of expanding service coverage and increase market penetration. Collaborate with other cable network owners to support the development of Metro Ethernet (Metro-E) services, so as to expand service coverage and increase market penetration.
3. **IP Transit and CDN Service Development**
   Offering IP Transit and Content Delivery Network (CDN) services that can be optimally distributed to various cities that have become expansion targets.
4. **Starlink-Based Service Innovation**
   Developing Starlink technology-based products focused on the needs of the maritime sector, the oil and gas industry, as well as corporations and government agencies.

5. Data Center

PT Remala Abadi Tbk is committed to building and developing reliable Data Centers with high security standards to meet the needs of corporate, institutional, and cloud-based service provider customers. With state-of-the-art infrastructure and extensive connectivity, the company aims to provide efficient data storage and management solutions, as well as support Indonesia's growing digital ecosystem.

6. Strategic Partnership

With the purpose of strengthening expansion and improving service capabilities, PT Remala Abadi Tbk continues to establish strategic partnerships with various parties. Through this collaboration, the company can expand the scope of services, improve operational efficiency, and provide more comprehensive connectivity and technology solutions for customers in various sectors.

With this strategy, Remala Abadi Group is committed to expand their services, presenting innovations with the latest technology, and strengthening its position as a leader in the telecommunications and digital solutions industry in Indonesia and regions in the surrounding area.

C. Human Resources Management

PT Remala Abadi Tbk is committed to leading the dynamic and highly competitive Internet Service Provider industry. To achieve this vision, the Company is enhancing its policies and formalizing them in the company regulations and at the same time building a work culture that focuses on increasing the productivity and professionalism of all employees. This effort is realized through the planning and implementation of various development programs, including:

- Professional development : Strengthened through leadership, communication and other soft skills training to improve employees' interpersonal and leadership abilities.
- Technical skills enhancement: Special courses and training designed to update employees' knowledge and expertise in technical areas relevant to the industry.
- Other training: A variety of additional trainings, such as occupational safety, business ethics, and self-development training, are organized to support the overall development of employees.

The Company's commitment to employee development does not stop there. Employee performance evaluation policy through the Employee Performance Management (KPI Management) methodology is carried out in each line of the organization to measure the achievement and potential development of employees individually and in groups. This evaluation is an important reference in providing fair and transparent promotion opportunities, by always prioritizing individual achievements and dedication.

More than just programs and evaluations, the human resources policy at PT Remala Abadi Tbk is designed to create a conducive work environment and motivate employees. The Company upholds the principle of equality in promotion opportunities, always based on the performance of each employee and their groups.

D. Corporate Governance

PT Remala Abadi Tbk is determined to be one of the best companies, we are committed to manage the company well and in a transparent manner, while providing the best for all stakeholders.

We are committed to upholding integrity, transparency, and the Board and management team providing equal treatment to all shareholders and various stakeholders

E. Performance Highlights

- Net Profit of Rp 99.44 billion, growing 281,70% YoY
- Revenues of Rp 348,19 billion, growing 20,24% YoY
- Additional CAPEX in the value of Rp Rp145,01 billion, most of the amount in the value of Rp120,92 billion, has been allocated for network development

F. Operasional Highlights

From the above results, it is shown that PT Remala Abadi Tbk is a solid and agile organization that adapts to market developments, an ability which is absolutely necessary in this era in addition to the technical prowess in the industry we are engaged in. It can be said that adaptability is one of the important lessons after the pandemic that we also instill in our employees. In addition to adapting to external situations, such as technological changes, the Company and all its elements must also adapt to internal developments.

G. Appreciation

In conclusion, I would like to extend my gratitude to the employees, management, and board of directors for their contributions throughout the year. I would also like to thank you for all business partners, suppliers, our customers for their continuous support, and to the shareholders for their trust and confidence in Remala Abadi and the management. We look forward to your continued support.

Jakarta, May 29, 2024

For and on behalf of the Board of Directors



Richard Kartawijaya

President Director

H. Board of Directors Profile



Richard Kartawijaya

President Director
Chief Executive Officer

Richard Kartawijaya obtained his Master of Marketing Business at Esa Unggul University in 1993, after previously earning a Bachelor's degree in Electrical Engineering from Atma Jaya Catholic University in 1982.

Richard Kartawijaya has served as the Chief Executive Officer (CEO) at PT. Remala Abadi since 2022, a position that he is holding up to the present time. In addition, Richard has also been active as the Owner at BEATUS Home Living since 2020, Previously, Richard served as CEO & President Director at PT. Graha Teknologi Nusantara (2015 – 2017), as CEO and President Director at PT. Link Net, Tbk (2013 – 2015). He was also in the management of PT. Ander Cakra Buana during (2009 – 2013).



Samuel Adi Mulia

Finance Director
Chief Financial Officer

Samuel Adi Mulia studied Accounting at Trisakti University and earned a Bachelor of Economics in Accounting from Trisakti University in 1993.

Samuel Adi Mulia has served as the Finance Director of PT. Remala Abadi since 2023. Previously, Samuel had the responsibility as Internal Control Manager (Function Strategic & Cost Control Manager) at PT. Satria Antaran Prima Tbk (2019 - 2020), Finance Director at PT. Klaai Dendan Lestari and PT. Pat Petulai Energi (2017 – 2019) and PT. Intan Baruprana Finance Tbk (2012 – 2017).

I. Affiliate Relationship

All members of the Company's Board of Directors do not have an affiliation with fellow members of the Board of Commissioners, members of the Board of Directors, and Major Shareholders of the Company.

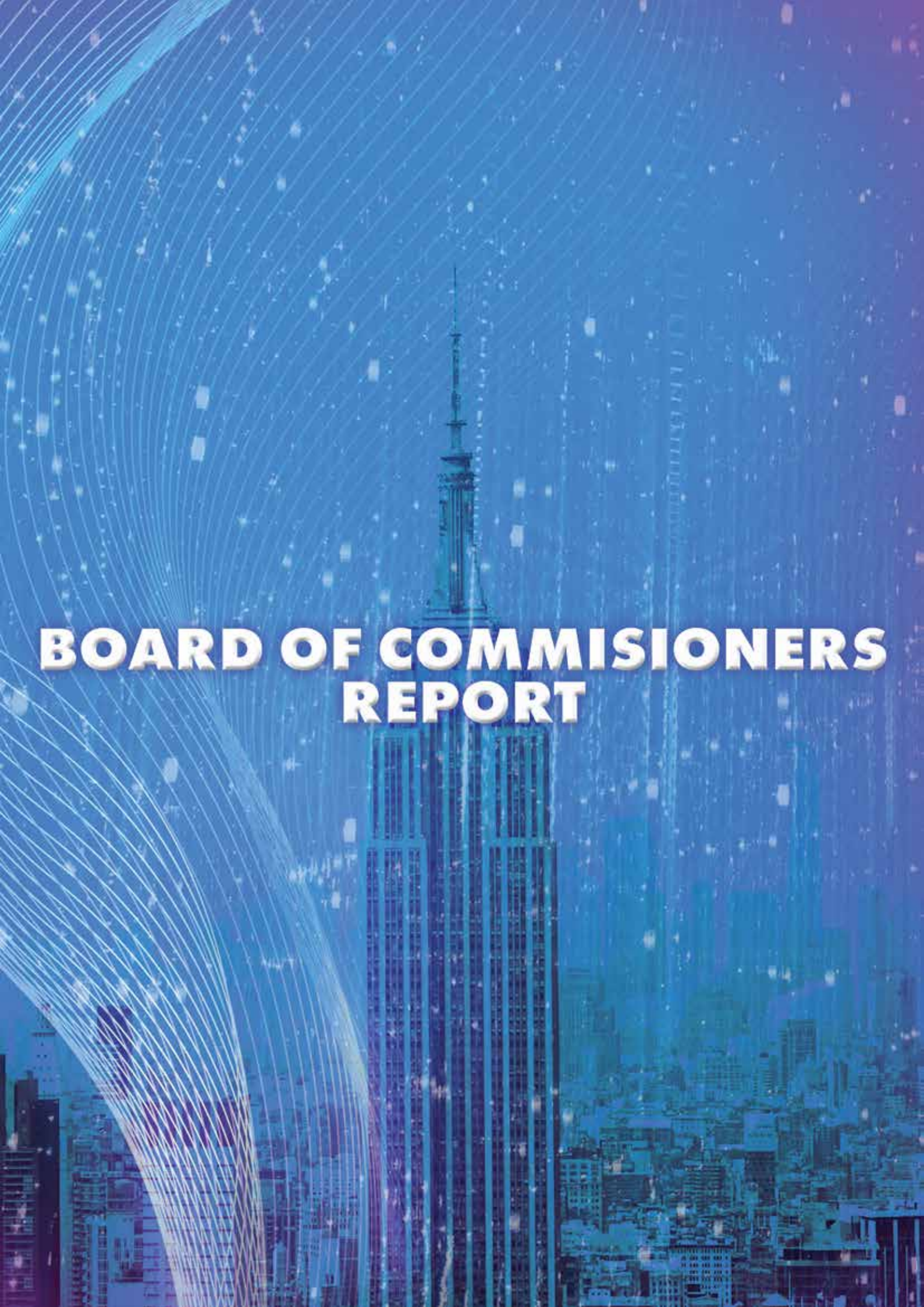

BOARD OF COMMISIONERS REPORT

Dear Shareholders, Praise to God Almighty that by the end of 2024 we have successfully exceeded our operational performance expectations.

On this occasion, we would like to thank our esteemed shareholders. With your support, the Company has become one of the strengths of telecommunication and internet network service providers in Indonesia, has continued to progress and contribute to the progress of the Indonesian economy, at the same time has provided internet as a tool to encourage education, entertainment, and trade facilities for the progress of the Indonesian nation.

Throughout 2024, Remala Abadi Group managed to show excellent performance by strengthening its position as a reliable telecommunications and information technology service provider in Indonesia. Our commitment to continuous operational excellence, quality infrastructure development, and customer-based innovation has been well addressed. We continue to strive and innovate to provide the best service for our customers.

We, the Board of Commissioners, appreciate the Board of Directors who have worked hard in advancing the Company's economic value and building employee welfare. We consider that the Board of Directors is very responsive to any business momentum to move quickly to meet market demand and is always customer-oriented.

The achievement of the Company's financial performance in 2024 is very good, and it is hoped that in the next fiscal year, the Board of Directors and all levels of management will be able to consistently maintain this good performance. The Board of Commissioners as the supervisory board will always monitor and provide strategic and sustainable input, so that the economic scale in the Company may grow exponentially.

A. Perspectives on Business Development

PT Remala Abadi Tbk has a long-term vision to become a leader in the telecommunications and digital solutions industry in Indonesia. With the rapid development of technology and the increasing need for reliable connectivity, companies see huge opportunities in infrastructure expansion and service diversification.

1. Market Opportunities and Growth Potential

The increasing digitalization in various sectors, including business, government, and households, is creating a high demand for quality internet services. With the strategy of developing fiber optic networks and data centers, PT Remala Abadi Tbk has the potential to expand the market and increase revenue significantly.

2. Service Differentiation and Competitive Advantage.

With various brands such as Tachyon, Nethome, Fiber Media Indonesia, and PC24 Cyber, PT Remala Abadi Tbk is able to reach various customer segments with more specific services. This strategy provides a competitive advantage over competitors who may only focus on one specific segment.

3. Technology Collaboration and Innovation

The Company continues to strive to establish strategic partnerships with other technology and infrastructure service providers to accelerate expansion and improve service quality. In addition, the development of Starlink-based services and CDN shows the company's readiness to adopt the latest technologies that has enabled the Company to provide added value for customers

4. Flexible and Sustainable Business Model

PT Remala Abadi Tbk not only focuses on growth, but also builds a flexible and sustainable business model, including innovative promotional strategies such as a free three-month service as well as a no-disconnection policy for late paying customers. This approach strengthens customer loyalty and increases the company's competitiveness in the industry.

5. Challenges and Mitigation Strategies

In business development, the company also anticipates challenges such as government regulations, market competition, and high investment needs in infrastructure. Therefore, the expansion strategy is carried out gradually and in a targeted manner, taking into account risk factors and the potential for optimal return on investment (ROI).

In overall, PT Remala Abadi Tbk has a strong business foundation and a clear growth strategy to continue to grow and make innovation in providing high-quality internet services and digital solutions for the people in Indonesia. Therefore, PT Remala Abadi Tbk provides reliable connections, digital innovation and these should be able to assist Indonesia to achieve a smart nation status.

B. Perspectives on Corporate Governance

PT Remala Abadi Tbk has made Good Corporate Governance (GCG) as the main foundation in conducting sustainable business operations. By applying the principles of transparency, accountability, responsibility, independence, and fairness, the company aims to create an efficient, professional, and interest-oriented governance system for shareholders and all stakeholders.

By applying strong corporate governance principles, PT Remala Abadi Tbk does not only ensure business sustainability, but also increases values for the shareholders and strengthens its position as an integrity, trusted, and innovative company in the telecommunications and digital solutions industry.

On behalf of the Board of Commissioners, I would like to express my sincere appreciation to the Company's Board of Directors, management, and employees for their achievements and accomplishments in 2024, we wish you the very best of luck towards realizing your working plans in 2025.

Jakarta, May 29, 2024

For and on behalf of the Board of commissioners



Verah Wahyudi S. Wong

President Commissioner

C. Profile of the Board of Commissioners



Verah Wahyudi S. Wong
President Commissioner

Verah Wahyudi Singgih Wong pursued Financial Management studies and earned a Bachelor's degree in Financial Management from Surabaya University in 2001.

Verah Wahyudi Singgih Wong currently holds the position as President Commissiner, provides leadership with strategic vision and exceptional wisdom. Previously, Verah served as the Finance Director at i PT. Remala Abadi for 16 years (2006 – 2022). Prior to that role, Verah held the position as Finance Controller at PT. Wing Surya Surabaya (2002 – 2005).



Ahmad Alamsyah Saragih, S.E.

Independent Commissioner

Ahmad Alamsyah Saragih, S.E., pursued his academic studies on Economics at Padjadjaran University, where he earned a Bachelor's degree in Economics from Padjadjaran University in Bandung in 1992.

Ahmad Alamsyah Saragih currently serves as Independent Commissioner of the Company. In addition, Alamsyah has also been active as GCG Advisor in INDUSTRI BATERAI INDONESIA since 2021, Previous to that, Alamsyah held various important roles in the OMBUDSMAN REPUBLIK INDONESIA (2016 – 2021), where Alamsyah was involved in various capacities, including as a Member of the Economic Sector and Member of Special Examination Sector. Alamsyah also served at the Central Information Commission of the Republic of Indonesia (2009 – 2013), where he held positions as Chairman and Member. He also gained valuable experience as a Local Governance Specialist at the World Bank Jakarta (2002 – 2007).

D. Affiliate Relationship

All members of the Company's Board of Commissioners do not have an affiliation with fellow members of the Company's Board of Commissioners and Major Shareholders.

E. Closing

We extend our sincere gratitude for the continued trust placed in us by our shareholders, customers, and business partners. With the significant opportunities available in the market, coupled with the solid financial and operational foundation we have built, Remala Abadi Group is optimistic about consistently delivering superior performance and making positive contributions to our shareholders, the industry, and the progress of the Indonesian nation.


CORPORATE GOVERNANCE



CORPORATE GOVERNANCE

The implementation of corporate governance in a company is very important as a process for maintaining the long-term sustainability of the company's business, which prioritizes the interests of shareholders and stakeholders. Considering the importance of corporate governance, the Company views the need to implement good corporate governance (GCG) practices.

A. IMPLEMENTATION OF GOOD CORPORATE GOVERNANCE PRINCIPLES

- **Transparency**

As a public company, the Company always implements the principles of good governance by prioritizing transparency. It strives to maintain objectivity in carrying out its business activities by providing relevant and timely information to shareholders and stakeholders. The company ensures that information is clear, accurate, and easily accessible through channels such as the Company's official website (www.remala.co.id).

- **Accountability**

The role of accountability within the Company serves as a form of responsibility towards shareholders and stakeholders. This ensures that the Company's management is conducted correctly and in line with the company's interests, while also considering those of shareholders and stakeholders. Committees and work units oversee and control the Company's internal affairs, reporting directly to the board of directors. Management is obligated to be accountable for decisions and performance aligned with the company's vision, mission, values, strategy, and business targets.

- **Responsibility**

Every company conducting business activities has the responsibility to operate in accordance with applicable laws, regulations, ethical values, and healthy business practices. Compliance with legislation benefits not only customers but also ensures smooth business operations, contributing to long-term business continuity. The Company guarantees adherence to laws and regulations, prudently fulfills obligations to the government, actively collaborates for mutual benefit, and endeavors to contribute meaningfully to society as part of its social responsibility.

- **Independency**

The Company ensures that its management is conducted independently, professionally, and free from conflicts of interest, external influence, or pressure contrary to laws, regulations, ethical values, and healthy business practices. This approach ensures objective decision-making and aims to achieve optimal outcomes for shareholders, stakeholders, and employees. Independence is deemed essential for the Company to fulfill its duties properly in accordance with applicable laws and GCG principles.

- **Fairness & Equality**

The principles of fairness and equality are applied by the Company to all parties with an interest in the Company. This includes fair and equal treatment in fulfilling the rights of stakeholders as per agreements, laws, regulations, ethical values, and standards of healthy business practices. The Company ensures interested parties can exercise their rights in accordance with applicable laws and regulations.

B. GUIDE TO GOOD CORPORATE GOVERNANCE

The Company is committed to ensuring and improving good corporate governance based on principles recognized by the government and globally. The main principles in the Corporate Governance guidelines implemented in PT Remala Abadi Tbk. include:

- **CGC Principles**
  This guide is based on the following GCG principles:
  - Accountability: PT Remala Abadi Tbk. must be responsible for all actions and decisions to stakeholders.
  - Transparency: PT Remala Abadi Tbk. must be open and transparent in all activities.
  - Justice: PT Remala Abadi Tbk. must treat all stakeholders fairly and without discrimination.
  - Openness: PT Remala Abadi Tbk. must be open to communication and feedback from stakeholders.
  - Independence: PT Remala Abadi Tbk. must maintain independence from external influence.
  - Responsibility: PT Remala Abadi Tbk. must be responsible for social and environmental impacts.
  - Sustainability: PT Remala Abadi Tbk. must be committed to achieving sustainable growth.

- **Corporate Governance Structure**
  PT Remala Abadi Tbk's corporate governance structure must consist of the following elements:
  - General Meeting of Shareholders (GMS): The GMS is the highest body of the company, tasked with supervising and controlling the company's operations.
  - Board of Commissioners: The Board of Commissioners oversees the performance of the Board of Directors and provides advice.
  - Board of Directors: Responsible for day-to-day operations.
  - Audit Committee: Oversees the audit process and ensures compliance.
  - Corporate Secretary: Ensures smooth operation and compliance with regulations.
  - Internal Audit Unit: Ensures compliance, effective risk management, and goal achievement.
  - Independent Auditor: External auditor appointed by the GMS to audit financial reports.

- **GCG Practices**

  PT Remala Abadi Tbk. must implement good GCG practices in various fields, including:

  - Risk Management: Maintain an effective risk management system to identify, assess, and manage risks.
  - Compliance: Comply with all applicable rules and regulations in the telecommunications industry.
  - Information Disclosure: Openly and transparently disclose all relevant information to stakeholders.
  - Organizing GMS: Hold GMS periodically and in accordance with applicable regulations.
  - Performance Evaluation: Periodically evaluate the performance of Directors, Commissioners, and the Management Team.
  - Providing Remuneration: Determine remuneration for directors, commissioners, and the Management Team fairly and transparently.
  - Corruption Prevention: Implement an effective corruption prevention system.

C. CODE OF ETHICS AND PROFESSIONAL RESPONSIBILITY

The Code of Ethics serves as the primary guide for every decision and action taken by the Company. Key values in the Code of Ethics include integrity, honesty, sustainability, justice, social responsibility, business ethics, and compliance with policies and regulations.

Objectives of Implementing the Code of Ethics:

- Provide guidance for all management and employees in their behavior and interactions with stakeholders.
- Maintain the Company's commitment to the principles of Good Corporate Governance and create a conducive work environment.
- Instill understanding and implement ethical behavior among employees and management to ensure compliance with legal and ethical provisions.
- Strengthen understanding of company values among stakeholders and create a positive image of the Company.
- Provide guidance in making ethical business decisions and considering moral and legal consequences.

The implementation of the Code of Ethics is expected to cultivate a culture of ethical behavior among employees, both in fulfilling duties and responsibilities and in making business decisions. This fosters high integrity, contributing to increased productivity and positive performance. In daily operations, the Company ensures the serious implementation of the Code of Ethics through regular employee training and by reinforcing internal procedures for reporting ethical violations.

The Company's identity is rooted in professional responsibility, extending beyond customers and shareholders to encompass employees, business partners, and society at large. The Company endeavors to fulfill its obligations by positively contributing to the social and environmental landscape in which it operates. Consequently, the Company's business activities prioritize sustainability and shared prosperity, considering the impact on various stakeholders.

The Company's Code of Ethics and professional responsibilities are integrated into daily business practices, including resource management, relationships with suppliers and partners, and interactions with employees and customers, characterized by respect and integrity. The Company remains committed to strengthening a corporate culture that prioritizes these values, while continuously enhancing standards in sustainability, transparency, and accountability.

Furthermore, the Company reinforces its ethical foundation and professional responsibility by cultivating stronger relationships with all stakeholders, while striving for sustainable growth and positive long-term impacts.

D. VIOLATION COMPLAINT MANAGEMENT POLICY

- **Violation Complaints Policy**

The Company consistently endeavors to ensure the effectiveness of existing GCG and internal control systems in mitigating the risk of violations. Consequently, there arises a necessity for a Violation Complaint Management Policy, serving as a platform for witnesses to report suspected violations. Complaints obtained through whistleblowing mechanisms warrant attention and subsequent follow-up actions, including the imposition of appropriate penalties, to serve as a deterrent for potential violators.

The Violation Complaint Management Policy serves as a foundational guideline in addressing Violation Complaints from Stakeholders, ensuring the implementation of an efficient violation complaint resolution mechanism within a reasonable timeframe. The primary objective is to identify and rectify any issues within the Company that deviate from the applicable Code of Ethics.

This Violation Complaint Management Policy applies to both management and employees across all Company business units, guiding them in their daily duties in alignment with the principles of Good Corporate Governance.

- **General Provisions for Handling Violation Complaints**

The Company is obligated to accept complaints of violations from both internal and external parties, regardless of whether the reporters choose to disclose their identities. To facilitate this process, the Company provides two complaint management channels: the Google PT Complaint Form "Remala Abadi" and via email (remalaabadi.wbs@remala.co.id). The form route is designated for internal complaints, while the email route is intended for external complaints.

1. Complaint Handling Process

- The Internal Audit Team, as the Manager of Violation Complaints, verifies incoming reports based on the team's records. Within 30 working days, the Internal Audit Team decides whether an investigation into the violation complaint is necessary, with the possibility of extending this period by a maximum of 30 working days.
- If the verification results demonstrate that the complaint lacks evidence and is not valid, it will not proceed further.
- In cases where verification reveals indications of a violation supported by sufficient evidence, the complaint proceeds to the investigation stage.
- Complaints involving individual employees that require investigation are handled by the Internal Audit Team at the Board of Directors level.
- Complaints involving the Board of Directors, Board of Commissioners, supporting organs of the Board of Commissioners, and Heads of Work Units requiring investigation are managed by the Internal Audit Team in collaboration with the Board of Commissioners.
- Upon confirmation of violators based on investigation results, appropriate actions are taken in accordance with applicable regulations. If the investigation establishes disciplinary violations by an employee, a disciplinary hearing is conducted according to regulations. If violations lead to criminal acts, the legal process is pursued with law enforcement agencies, in coordination with the Board of Directors or designated officials.
- If the investigation reveals that employees have committed violations leading to criminal acts, the applicable legal process will be pursued by law enforcement agencies. This action will be coordinated by the Board of Directors or other authorized officials responsible for handling the case.
- The entire violation complaint process is overseen and administered by the Internal Audit Team.

2. Follow-up Monitoring

- Follow-up monitoring of violation complaints is conducted by the Internal Audit Team.
- The Internal Audit Team is responsible for informing the Board of Directors and/or Board of Commissioners about received complaints, ongoing investigations, and resolved cases, as needed.

• Protection and Appreciation

The Company is committed to providing protection for whistleblowers while ensuring the confidentiality of both the reporter and the reported party until further evidence is provided. Additionally, the Company may offer appreciation to whistleblowers in accordance with Directors' policy for reporting proven violations, thereby safeguarding the Company's assets and finances.

E. SISTEM MANAJEMEN ISO (INTERNATIONAL ORGANIZATION FOR STANDARDIZATION)

The Company has proven its commitment to the sustainable management system of ISO (International Organization for Standardization) which the Company has previously implemented ISO 20000-1: Service Management System or (SMS) in the context of IT services, ensuring that IT services are managed effectively, efficiently, and consistently. Now in 2024 the Company has carved a new history by implementing 6 (six) new Management Systems, including.

1. Integrated Management System (IMS)

Management System Integration (IMS) refers to the merge of several management systems, such as quality management system, environmental management system, occupational health and safety management system, etc. into one integrated management system that harmonizes various aspects of management in an organization.

1. The Company has established an integrated policy that includes a commitment to meet the various standards required by IMS, such as ISO 9001, ISO 14001, and ISO 45001. This policy must be based on the principles of quality, environment, health, and occupational safety.
2. The Company also identifies quality, environmental, health, and occupational safety aspects related to its operational activities. This includes aspects such as energy use, waste management, customer satisfaction, and employee occupational health and safety.
3. After having identified the aspects and impacts, the Company conducted an integrated risk and opportunity assessment to evaluate the risks related to various aspects of management in IMS. The objective is to identify areas where improvements or risk reductions are needed.
4. Based on the risk and opportunity assessment, the Company has planned and implemented integrated programs that aim to improve quality, environmental, health, and occupational safety performance in a balanced and sustainable manner.
5. The Company has provided training to employees on the principles of IMS, knowledge related to quality management, environment, health, and occupational safety, as well as their role in supporting the implementation of IMS.
6. The Company has conducted integrated supervision and monitoring of IMS performance to evaluate the effectiveness of the programs that have been implemented. The data obtained will be used for continuous improvement as well as to meet the requirements of the relevant standards.
7. As a verification step, the Company conducts IMS audits internally or externally to ensure that their integrated management system meets the requirements of various standards incorporated into IMS.

2. ISO 9001 : 2015, Quality Management System

ISO ISO 9001 certification marks an important milestone for the Company, as it creates a quality-focused organizational culture. In the context of ISO 9001, the Company has led by example and provided clear direction to each level of management, ensuring an integrated quality in every aspect of the company's operations. It includes the requirements that have to be met by a company or organization in establishing an effective Quality Management System. By obtaining this certification, the Company shows that the quality management system implemented has achieved high quality standards. More than just a recognition, ISO 9001 certification demonstrates the Company's commitment to continuously improve the quality of service to society, creating continuous added value in every interaction with customers

In order to meet customer expectations and needs on the quality of products and services offered, the Company has made efforts to establish policies in stages including:

1. In the implementation of ISO 9001:2015, the Company has established a quality policy that includes a commitment to provide quality products or services to customers, meet legal and regulatory requirements, and be sustainable in quality improvement.
2. The Company has understood the needs and expectations of customers related to the products or services provided. This is the basis for designing processes that meet customer expectations.
3. The Company has planned the processes necessary to achieve quality objectives, including setting performance indicators, developing operational procedures, and controlling these processes to ensure consistency of results.
4. The Company has regularly measured and monitored their quality performance. This includes measuring customer satisfaction, data analysis, internal audits, and monitoring key processes.
5. Based on the results of performance measurement and evaluation, the Company has taken corrective actions if discrepancies or opportunities for quality improvement are found. In addition, the Company must also focus on continuous improvement in all business processes.
6. The Company has established an effective communication with all employees concerning quality management system. The employee involvement in achieving the quality goals will increase their awareness and responsibility for the quality of the products or services.
7. As a verification step, the Company can conduct quality audits internally or externally to ensure that their quality management system meets the requirements of ISO 9001:2015 and works as expected.

ISO 27001 : 2022, Information Security Management

ISO 27001 certification has proven that the Company prioritizes the protection of information assets of the company and customers. With a focus on clear information security policies, the Company ascertains that its teams adhere to the best practices in protecting sensitive information. The Company's success in obtaining ISO 27001 certification is not merely an internal achievement but it also reflects a positive response to the challenges faced by the business sector in Indonesia, particularly related to Cyber security. The credit of this achievement is not only for the Company, but also all stakeholders, including customers and business partners that play vital roles in this shared achievement. By improving information security protection, the Company does not only strengthen customer trust, but it also shows their commitment to become a leader in the information technology industry in Indonesia

To ensure that the Company's and Customers' data security and protection is maintained, the Company has taken concrete steps including the following:

1. The Board of Directors has issued a Decision Letter on the determination of Business Continuity Plan Personnel with the aim of anticipating threats that may endanger business continuity and ensuring that the business can continue to operate well even when rocked by a crisis.
2. The Company implements Data Masking and Encryption which aims to provide step-by-step guidance in applying masking and encryption techniques to sensitive data in accordance with the ISO 27001 standard. The goal is to protect the integrity and confidentiality of data during use, storage, and exchange, thereby minimizing the risk of information security breaches.
3. The Company conducts Information Security Risk Identification & Management to provide guidance in the process of identifying, evaluating, and handling potential information security risks in the company's infrastructure. This aims to maintain the integrity, confidentiality, and availability of company data and information system.
4. The Company conducts Vulnerability Assessment, a systematic process of identifying, classifying, and evaluating security vulnerabilities in the systems, applications, or networks. It aims to organize and explain the steps to be followed in conducting a vulnerability assessment of systems, applications, or networks to identify potential information security threats and provide appropriate mitigation recommendations.
5. The Company conducts Protection Assurance for malware which aims to ensure effective protection against malware and other related threats in accordance with ISO 27001 standards. The goal is to protect the system and data from any potential damage and theft due to malware attacks.
6. The Company implements the Information Security Incident Handling procedure in order to define the steps and administration that must be taken for handling information security disruption and incidents related to the Information Security system in the Company.

4. ISO 37001 : 2016, Anti-Bribery Management System

ISO 37001 certification strengthens the company's position in the Indonesian business market which is increasingly focused on rejecting all forms of corruption, and involving all levels of management in ensuring anti-bribery compliance and implementing a management system that assists in the prevention, detection and response to acts of bribery. Therefore, ISO 37001 certification is not only a certification but also an effective additional tool in mitigating, detecting and following up on existing risks in a structured and effective manner. This shows that the company is not only satisfied with this achievement, but also determined to continue to improve their efforts in the fight against bribery and to make the company clean, transparent and with integrity

To combat any forms of corruption, the Company has implemented a management system including:

1. The Company has made an anti-bribery management system policy which aims to mitigate, detect and follow up on the riks of corruption crimes.
2. The Board of Directors has issued a Decision Letter on the determination of personnel for Anti-Bribery Compliance Function (FKAP) that have the responsibility or authority to carry out the operations of SMAP.
3. The Company has implemented Due Diligence on vendors or suppliers, both outside and within the country, which aims to ensure that due diligence on vendors/suppliers is conducted correctly, for the purpose of finding out whether the supplier has a potential risk of bribery or not and determine the necessary follow-up to prevent the risk of bribery.
4. The Company has implemented Due Diligence on employees with the aim of ensuring that personnel due diligence is carried out correctly, for the purpose of finding out whether the personnel have a potential risk of bribery or not.
5. The Company has implemented a Whistle Blowing System and Investigation procedure that aims to ensure that bribery reporting through the WBS channel and its investigations are carried out correctly to enhance the effectiveness of the bribery detection system within the Company.
6. The Company has implemented a Gratification Control Procedure which aims to ensure that gratification handling is carried out correctly so that it does not violate the principles of integrity and does not damage the good name of PT Remala Abadi.

5. ISO 45001 : 2018, Occupational Health and Safety Management System

Through ISO 45001 Certification, the Company does not only address the challenges related to its commitment to improving Occupational Health and Saety (K3) performance, but also affirms its proactive approach to mitigating risks. These measures indicate the Company's success in prioritizing employee well-being and setting high standards for the rest of the industry to follow. The Company thus has proven itself as a pioneer in ensuring occupational health, safety and welfare, while also inspiring other companies to prioritize the same aspects in their operations.

The Company has proven its commitment to awareness in prioritizing Occupational Health and Safety in favor of the welfare of Employees in minimizing the risk of Occupational Accidents (KAK) and Occupational Diseases (PAK) which include:

1. The Company has conducted a thorough analysis of potential risks that may affect the health and safety of employees and taken steps to manage them
2. Develop and communicate clear Occupational Health and Safety policies, which reflect the company's commitment to occupational health and safety.
3. The Company organized training and awareness programs for all employees to understand the importance of Occupational Heallth and Safety and how to apply it in the workplace.
4. The Company involves employees in the decision-making process related to Occupational Health and Safety to increase their involvement and concern for safety in the workplace.
5. The Company implements a monitoring and measurement system to assess the performance of Occupational Health and Safety on a regular basis and conducts audits to ensure compliance with the ISO 45001 standard.
6. Identify non-conformities in the Occupational Health and Safety management system and implement corrective and preventive measures to improve the effectiveness of the system.
7. Conduct regular evaluations and reviews of the Occupational Health and Safety management system to identify areas for improvement and ensure the system remains relevant and effective.
8. Provide adequate facilities and infrastructure to support the implementation of the Occupational Health and Safety system, including personal protective equipment (PPE) for employees.

6. ISO 14001 : 2015, Environmental Management System

In the ISO 14001 Framework, the Company shows concern for the environment and directs its organization towards environmental sustainability. They are committed to mitigate environmental impact and being role models in the implementation of environmentally friendly practices. Cross-departmental collaboration is enhanced to identify opportunities for environmental improvement and ensure social and environmental responsibility is integrated in every decision. Through ISO 14001 certification, the Company responds to the current challenges in the Indonesian business that focuses on the environment. The company shows a commitment to building sustainable solutions for the society.

This commitment has been proven by the Company by optimizing the implementation of the ISO 14001 management system in stages including:

1. Integrated policy development, especially on issues of environmental quality, protection, health, information security assurance and other matters. The Occupational Health and Safety and Environmental Management System Policy has been established by the Board of Commissioners in an integrated manner as the goal of equal understanding to all levels of management and the creation of a common perception of the policy, so that an effective relationship is established.
2. The Company has made hazard identification, risk assessment, so that the environmental impact aspects related to work activities, both routine and non-routine, may run securely, smoothly, safe and sound and do not cause pollution/damage to the environment through the Identification and Assessment of Occupational Health, Safety and Environment (K3L) Risk and Opportunity Records.
3. The Company conducted a training related to Occupational Health, Safety and Environment every 6 months to educate their employees. The training comprised of 2 levels, namely the management level and the staff level.
4. Work Environment Measurement and Feasibility Testing.

   The Company has carried out Work Environment Measurement and Feasibility Test which is an aspect of Hygiene in the workplace which includes Physics, Chemical Factors, Biological Factors, Ergonomics and Psychology that may affect safety and health as well as labor productivity. In compliance with the Regulation of the Minister of Manpower of the Republic of Indonesia (PERMENAKER) No. 05 of 2018, Companies are required to conduct Inspection and Testing of K3 Work Environment. The Inspection and Testing can be implemented through the Occupational Safety and Health Service Company (PJK3) which has received SKP (Employee Performance Targets) from the Ministry of Manpower of the Republic of Indonesia.
5. Conducting K3 and Hazardous Materials Inspections in Work Areas and Warehouses

   The Company has always been active in checking or detecting all factors ranging from equipment, work processes, materials, work areas, to procedures that may potentially cause injuries or occupational diseases (PAK). This is to mitigate accidents at work or losses.

By holding a nationally-recognized ISO certification, the Company is in the position to strengthen their reputation as a responsible and high-quality company in the eyes of customers, business partners and the wider community. The application and implementation of this ISO Management System is not only a great achievement for the Company but also provides an example of how business can be an agent of positive change in the society. With continued commitment to improving quality, enhancing information security, minimizing the occurrence of corruption, safeguarding the environment, and prioritizing the safety and health of employees, the company is not only investing in their short-term. but also long-term success.

F. ORGANIZATIONAL STRUCTURE

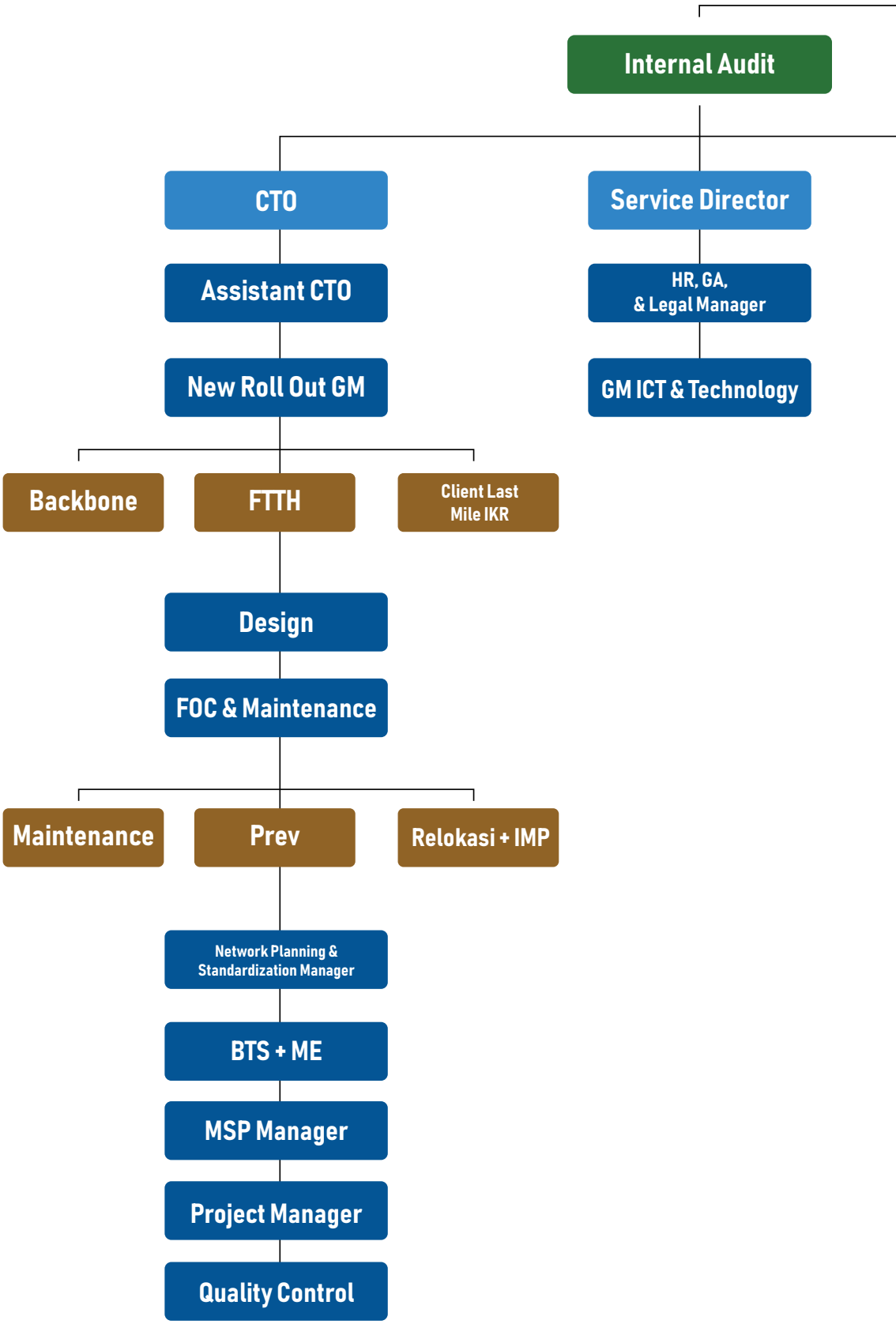

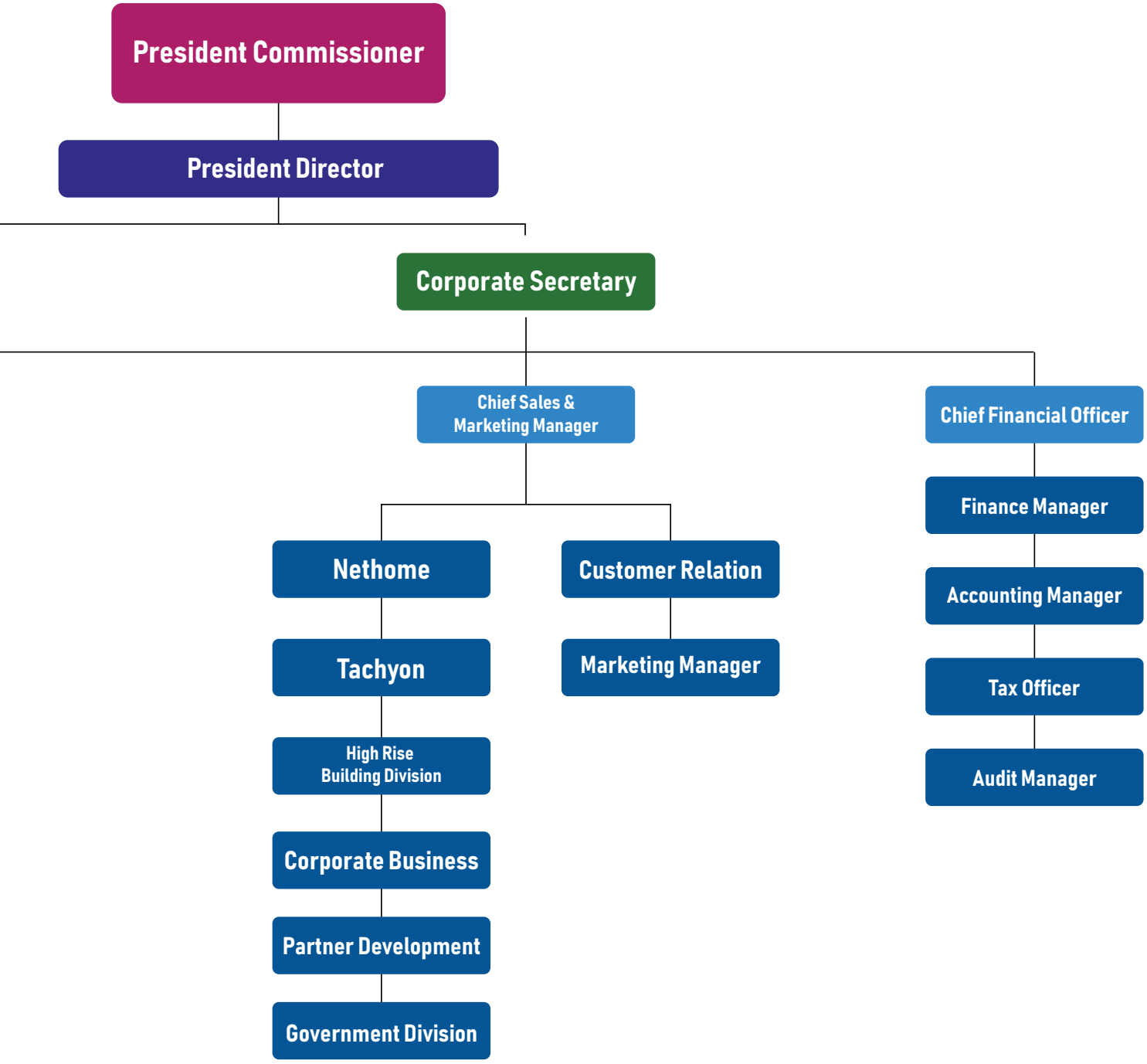
President Commissioner
President Director
Corporate Secretary
Chief Sales & Marketing Manager
Chief Financial Officer
Nethome
Tachyon
High Rise Building Division
Corporate Business
Partner Development
Government Division
Customer Relation
Marketing Manager
Finance Manager
Accounting Manager
Tax Officer
Audit Manager

G. IMPORTANT LEGAL MATTERS

Throughout 2024, the Company was not involved in any direct legal cases that may significantly affect the company's business continuity and operations. However, the company remains alert against potential legal risks that may arise along with regulatory changes in the internet service provider industry.

The Company is active coordinating with the relevant government authorities in terms of compliance with regulations and policies applicable in the internet service provider industry, including obligations related to the supervision and monitoring of internet traffic, as well as the obligation to maintain the quality of services provided to customers. We also go through several processes concerning licensing for the expansion of our infrastructures and services in the respective regions.

The Company is also committed to maintaining the privacy and security of customer data in accordance with applicable personal data protection regulations, including the latest Personal Data Protection Law. The Company ensures that appropriate measures have been taken to prevent unwanted violations and maintain compliance with applicable laws.

During the process of dispute resolution with the Client, the Company will prioritize fairness and efficiency. Some customer complaints related to service quality and technical matters have been resolved through mediation and negotiation without the need of going through formal legal procedures. The company is constantly striving to improve the customer experience and minimize potential disputes in the future

The handling of deviations from the Company Regulations and the Code of Ethics and Professional Responsibility is carried out through an in-depth investigation and based on facts, while the decision is made and taken based on considerations of the consequences of the actions, the degree of intentionality and the motive of the action. Through careful and objective consideration, the Board of Directors will decide on the type of sanction that is adjusted to the weight of the deviation and the organizational hierarchy (rank or position of the employee).

Sanctions to employees can be in the form of verbal reprimands, warning letters (I, II, III), not being given salary increases, ranks or bonuses, and termination of employment (PHK). Especially for termination of employment, after obtaining the approval of the Board of Directors, it is followed by the submission of a permit application to the Ministry of Manpower in accordance with the Labor Law of the Republic of Indonesia.

The Company is aware of the potential legal risks related to regulatory changes in the information and communication technology sector, as well as regulations that may affect the company's business model, therefore the Company will continue to monitor these changes and ensure compliance with all applicable legal provisions to mitigate the negative impacts on the company's operations.

The Company will continue to make its best efforts to resolve all legal matters in a wise manner and in accordance with applicable laws, as well as maintain good relations with all related parties.

H. ANTI – CORRUPTION, BRIBERY, AND GRATIFICATION POLICY

- **Introduction**

In carrying out its business activities, the Company consistently upholds healthy and good corporate governance. This commitment positively impacts business progress and ensures long-term business sustainability. To realize these goals, the Company has developed various strategic policies to maintain management order within its organization.

The strategic policies include the Whistle Blowing System (WBS), Investigation, and Gratification Control Procedures. These aim to ensure proper reporting and investigation of bribery through the WBS channel and effective handling of gratification to uphold integrity and preserve the Company's reputation.

- **Policy Scope**

This policy applies to the Company and all stakeholders, including external parties, Directors, the Board of Commissioners, Management, Employees (permanent, contract, and temporary), and work partners, covering all business activities.

- **General Principles**

The principles outlined in this policy stem from the Company's commitment to integrity and sustainable business practices. This policy requires the Company to adhere consistently to the values of transparency, accountability, responsibility, integrity, and fairness throughout all business activities and jurisdictions. It fosters a culture where corruption, bribery, and gratification are never acceptable. The following are the principles of this policy:

1. Zero Tolerance for Corruption

   The Company has no tolerance for acts of corruption, bribery, and gratification, prohibiting all forms, whether direct or indirect. The Company will not tolerate employees or third parties involved in acts of bribery and corruption.

2. Commitment to Combat Bribery, Gratification, and Corruption

   The Company is committed to proactively fighting corruption, bribery, and graft. It aims to be an industry role model by implementing the best anti-bribery standards and practices, investing in employee training and awareness, and preventing bribery and corruption by third parties, including down the supply chain. The Company reserves the right to refrain from relationships with third parties if there is any doubt about their integrity.

3. Commitment to Compliance with Laws and Regulations

   complying with laws and regulations in all operational areas, given its broad geographic presence.

Bribery and Gratification Anti-Corruption Program

To fulfill the commitments and principles of this policy, the Company has developed a program or procedure consisting of the following components:

- **Whistleblowing System and Investigation Procedures**

1. The Board of Commissioners encourages internal personnel and partners to report any indications of bribery or other fraud, whether observed directly or based on information from others.
2. To encourage reporting, the Board of Commissioners ensures safety and confidentiality for whistleblowers unless disclosure is ordered by the court.
3. A WBS channel is provided to facilitate reporting. Reporters may also report directly to uninvolved officials, including the Company Owner, via email: remalaabadi.wbs@remala.id.
4. Reporters may remain anonymous and must provide logically acceptable preliminary evidence, avoiding reports based on rumors.
5. Fraud and bribery are serious disciplinary violations with potential dismissal (PHK) and possible legal action. Further investigations will be conducted unless the perpetrator is caught red-handed or there is clear video/document evidence.
6. The Investigation Team must be free from any conflict of interest related to the case.
7. The Internal Audit Team identifies reports of suspected bribery, collaborates with Top Management to determine the investigator and necessary resources, and ensures objectivity.
8. Internal investigators document facts/evidence and report findings to both the Internal Audit Team and Top Management, which determines the follow-up actions.
9. Internal Audit and Top Management evaluate the investigation process and handling of bribery, ensuring documentation is complete and confidential.
10. Investigation results may confirm or disprove violations or lead to the discovery of additional cases.
11. If the investigation confirms a loss to the company of at least IDR 100,000,000, the internal investigation report will be forwarded to an external investigative agency.
12. Top Management will impose sanctions for violations, including:
    1. Strong Warning Letter
    2. Termination of employment
    3. Fines of at least twice the proceeds of corruption
    4. Criminal prosecution or imprisonment

- **Gratification Control Procedures**

1. The Company prohibits giving to external parties, except for reasonable service-related facilities, such as lodging, transportation, and meals during Company services.
2. Personnel are prohibited from accepting gratification as defined by the Company.
3. Prohibited gratuities include money or goods valued at Rp. 10,000,000 or more from business-related parties, which must be reported to the Whistle-Blowing System Manager.
4. Gratuities not in the prohibited category and other reasonable gifts must still be reported to the Anti-Bribery Compliance Function via Google form: https://bit.ly/gratificationremala.
5. Personnel must refuse prohibited gratuities given directly by the giver. Gifts received without prior notification must be reported and submitted to Internal Audit.

I. CORPORATE GOVERNANCE STRUCTURE

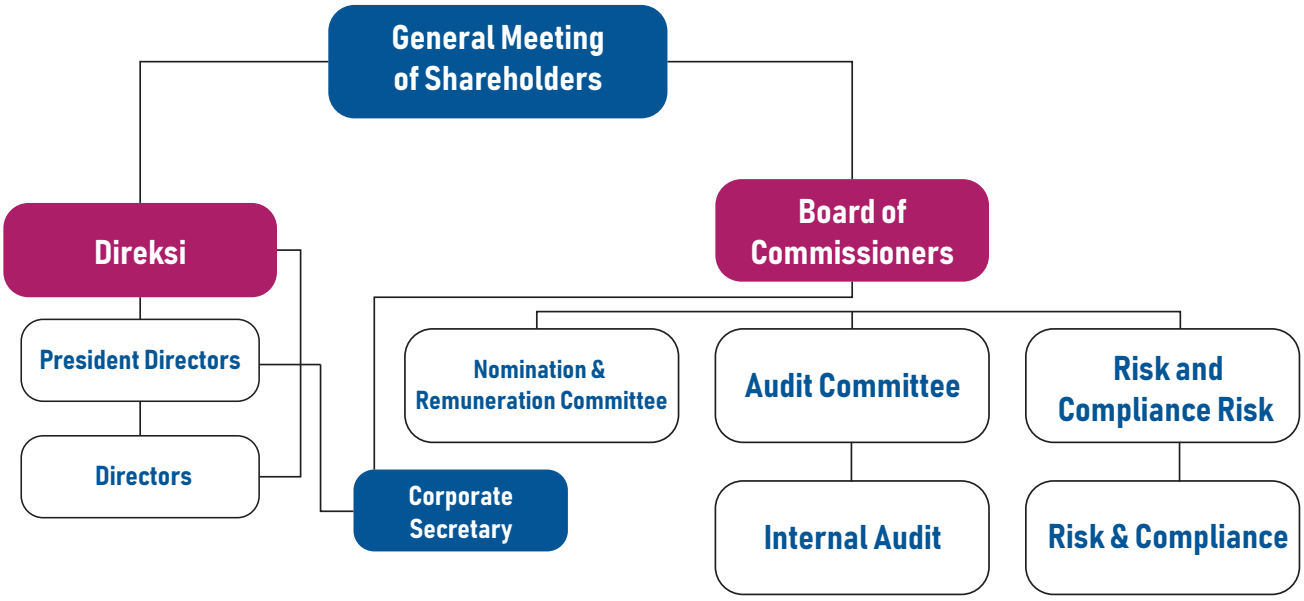

I. GENERAL MEETING OF SHAREHOLDERS (GMS)

The General Meeting of Shareholders (GMS) is the highest governing body of the Company, holding authority that is not granted to the Directors or the Board of Commissioners, as regulated by applicable laws, regulations, and the Articles of Association. The GMS comprises the Annual General Meeting of Shareholders (AGMS) and the Extraordinary General Meeting of Shareholders (EGMS). The GMS serves as a forum for Shareholders to exercise their rights and authority, express opinions and suggestions, vote, and make decisions regarding the activities and management of the Company.

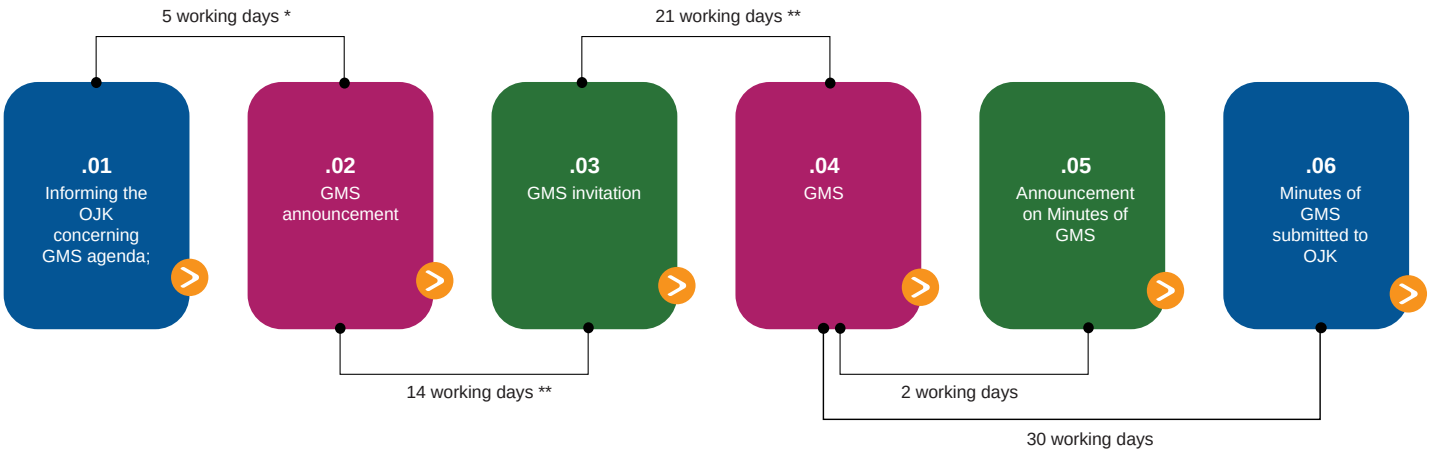

* By not taking into account the date of the GMS announcement
** Not taking into account the announcement date and summons date
*** Not taking into account the date of the summons and the date of the GMS

The authority of the GMS, as regulated in the Company's Articles of Association, includes:

1. Approving the annual report and the supervisory duties report of the Board of Commissioners for the relevant financial year.
2. Approving the use of Company profits.
3. Ratifying the financial report, including the balance sheet at the end of the financial year and the profit and loss statement for the financial year.
4. Appointing or authorizing the Board of Commissioners to appoint a Public Accounting Firm for the current year.
5. Appointing and/or dismissing members of the Company's Board of Directors and Board of Commissioners.
6. Determining remuneration for members of the Board of Directors and Board of Commissioners.
7. Approving additional authorized capital and/or paid-up and issued capital.
8. Ratifying changes to the Company's Articles of Association.
9. Approving mergers, consolidations, takeovers, separations, bankruptcy petitions, extensions of the time of establishment, and dissolution of the Company.
10. Approving the transfer, relinquishment of rights, or use as collateral for all or most of the debt with a value of more than 50% of the Company's net assets in one or more transactions, whether related to each other or not.
11. Approving the Company's corporate actions in accordance with applicable laws and regulations.
12. Approving material transactions and conflicts of interest based on the limits of authority regulated in statutory regulations.

- **The Company's Efforts to Encourage Shareholder Participation**

PT Remala Abadi Tbk provides access for Shareholders to obtain information and materials related to the General Meeting of Shareholders (GMS) on the Company's website. Materials related to the agenda to be discussed at the GMS are also available at the Company's office during working hours from the date of the Invitation to the GMS. The implementation of e-GMS allows shareholders to participate virtually, eliminating the limitations of attending the GMS in person.

- **General Requirements**

The general provisions and procedures for holding a GMS refer to the Financial Services Authority Regulation No. 15/POJK.04/2020 concerning the Plans and Implementation of the General Meeting of Shareholders of Public Companies ("POJK 15/2020"). The mechanism for exercising voting rights by shareholders at the GMS or EGMS is regulated to allow voting directly, through proxies, or electronically.

The GMS must be held no later than six months after the financial year ends. At the GMS, the Board of Commissioners and Directors present and report the following:

1. Annual Report
2. Recommendations for the use of the Company's net profit
3. Appointment of a Public Accounting Firm to audit the Company's financial statements for the current financial year
4. Determination of the Company's Board of Commissioners and Directors, including honorarium, allowances, salaries, bonuses, and other remuneration
5. Other matters requiring shareholder approval for the benefit of the Company

Rules for the General Meeting of Shareholders and Decision-Making Process

1. Language and Chairing of the Meeting
   Meetings are conducted in Indonesian and chaired by a member of the Company's Board of Commissioners.
2. Physical Meeting Arrangements
   Meetings are held physically with limitations on the number of participants allowed in the room.
3. Proof of Authority
   The Chair of the Meeting has the right to request proof of authority from those attending.
4. Eligibility to Attend
   Only Shareholders or their authorized Proxies registered in the Company's Register of Shareholders up to one working day before the invitation to the Meeting are entitled to attend or be represented.
5. Discussion of Meeting Agenda
   After discussing the Meeting agenda, the Chair or an appointed party may address written questions, opinions, proposals, or suggestions related to the agenda from Shareholders or their proxies, using the following mechanisms:
   - Attendees can raise their hand and write on the sheet provided by the Meeting officer.
   - Questions, opinions, proposals, or suggestions are limited to three times per agenda item and must be directly related to the agenda being discussed.

6. Decision-Making
   Decisions are made by deliberation to reach consensus. If consensus is not achieved, decisions are made by voting.
7. Voting Rights
   Each share gives the holder one vote. Shareholders with more than one share vote only once, representing all their shares.
8. Latecomers
   Shareholders or proxies arriving after registration closes, even if the Meeting has not started, cannot ask questions or vote.
9. Minutes of Meeting
   Minutes of the Meeting are documented in a Deed of Meeting Minutes drawn up by a Notary.
10. Validity of Minutes
    The Deed of Meeting Minutes serves as valid evidence for all Shareholders and third parties.

AGENDA GMS

No.	Agenda
1	Approval of the Annual Report and Annual Financial Report for the financial year ending December 31, 2023.
2	Determination of the Company's profit and loss for the financial year ending December 31, 2023.
3	Determination of the amount of salary and other allowances for members of the Board of Directors and members of the Board of Commissioners of the Company.
4	Approval of the Appointment of a Public Accountant and/or Public Accounting Firm.

II. BOARD OF COMMISSIONERS

The Board of Commissioners, in accordance with applicable laws and regulations, represents Shareholders to oversee the implementation of company policies and strategies carried out by the Board of Directors. They also provide direction and advice to the Board of Directors in managing the Company with good faith, care, and responsibility, aiming to strengthen the Company's image in the eyes of the public and Shareholders.

• Legal Basis

1. Law No. 40 of 2007 concerning Limited Liability Companies.
2. OJK Regulation No. 33/POJK.04/2014 concerning Directors and Board of Commissioners of Issuers or Public Companies.
3. Company Articles of Association.

• Board of Commissioners Charter

The Company has a Work Code of Conduct and Code of Ethics for the Board of Commissioners, also known as the Board Manual. This manual serves as a guide for Board members to maintain professional, productive working relationships and to efficiently carry out their duties.

It includes explanations regarding:

1. Criteria and composition.
2. Duties and responsibilities.
3. Work ethics, including regulations on conflicts of interest, confidentiality of Company documents, and compliance with applicable regulations.
4. Procedures for holding meetings, including meeting quorum and voting rights.
5. Remuneration.
6. Division of authority.

• Membership and Term of Service

The requirements for membership of the Board of Commissioners are as follows:

1. Good morals, ethics, and integrity.
2. Capable of legal actions.
3. Within the five years before appointment and during tenure:
    - Never declared bankruptcy.
    - Never been found guilty of causing a company to be declared bankrupt while serving as a member of the Board of Directors or the Board of Commissioners.
    - Never been convicted of a criminal offense detrimental to state finances or related to the financial sector.
    - Never served as a member of the Board of Directors or the Board of Commissioners while committing the above offenses.

Members of the Board of Commissioners are appointed and dismissed at the General Meeting of Shareholders for a period until the closing of the third Annual General Meeting of Shareholders since their appointment. The position ends if they resign, no longer meet the requirements, die, or are dismissed based on a GMS decision.

Name	Position
Verah Wahyudi S. Wong	President Commissioner
Ahmad Alamsyah Saragih, S.E.	Independent Commissioner

III. BOARD OF DIRECTORS

The Board of Directors collectively holds authority and responsibility for managing the Company in alignment with its aims, objectives, vision, and mission as stipulated in the articles of association. They operate under the mandate of the shareholders and stakeholders, managing the Company's operations, implementing necessary actions and policies, and ensuring efficient operation while adhering to applicable laws and regulations.



Richard Kartawijaya

President Director
Chief Executive Officer

Richard Kartawijaya obtained his Master of Marketing Business at Esa Unggul University in 1993, after previously earning a Bachelor's degree in Electrical Engineering from Atma Jaya Catholic University in 1982.

Richard Kartawijaya has served as the Chief Executive Officer (CEO) at PT. Remala Abadi since 2022, a position that he is holding up to the present time. In addition, Richard has also been active as the Owner at BEATUS Home Living since 2020, Previously, Richard served as CEO & President Director at PT. Graha Teknologi Nusantara (2015 – 2017), as CEO and President Director at PT. Link Net, Tbk (2013 – 2015). He was also in the management of PT. Ander Cakra Buana during (2009 – 2013).



Samuel Adi Mulia

Finance Director
Chief Financial Officer

Samuel Adi Mulia studied Accounting at Trisakti University and earned a Bachelor of Economics in Accounting from Trisakti University in 1993.

Samuel Adi Mulia has served as the Finance Director of PT. Remala Abadi since 2023. Previously, Samuel had the responsibility as Internal Control Manager (Function Strategic & Cost Control Manager) at PT. Satria Antaran Prima Tbk (2019 - 2020), Finance Director at PT. Klaai Dendan Lestari and PT. Pat Petulai Energi (2017 – 2019) and PT. Intan Baruprana Finance Tbk (2012 – 2017).

Legal Basis

1. Law No. 40 of 2007 concerning Limited Liability Companies.
2. OJK Regulation No. 33/POJK.04/2014 concerning Directors and Board of Commissioners of Issuers or Public Companies.
3. Company Articles of Association
4. Board Manual & Company Code of Ethics

Work Guidelines and Code of Ethics for Board of Directors

The Company has established a Work Code of Conduct and Code of Ethics for the Board of Directors, known as the Board Manual. This manual serves as a guide for Board members to maintain professional, productive working relationships and to efficiently perform their duties. The Board Manual includes explanations regarding, among other things:

1. Criteria and Composition
2. Duties and Responsibilities
3. Work Ethics, which include:
   - Regulations regarding conflicts of interest
   - Confidentiality of Company documents
   - Compliance with applicable regulations
4. Procedures for Holding Meetings, which encompass:
   - Meeting quorum
   - Voting rights
5. Remuneration
6. Division of Authority

Board of Directors Duties and Responsibilities

Perseroan telah memiliki Pedoman Tata Tertib Kerja dan Kode Etik bagi Direksi atau disebut Board Manual. Board Manual berfungsi sebagai pedoman bagi anggota Direksi guna menjaga hubungan kerja yang profesional dan produktif serta efisien dalam menjalankan tugasnya. Board Manual meliputi penjelasan antara lain mengenai:

1. Approval, Registration, and Confirmation of the Articles of Association Submit the Articles of Association and any amendments to the Ministry of Law and Human Rights for approval or registration and to the State Printing House for confirmation.
2. Share Administration
   Prepare and maintain (or appoint a Securities Administration Agency to manage) share administration records, including:
   a. nama dan alamat semua Pemegang Saham;
   b. jumlah, angka, dan tanggal akuisisi saham atau sertifikat saham gabungan;
   c. nama dan alamat penjaminan saham perusahaan;
   d. informasi penting lainnya.
3. Special Share Administration
   Prepare and maintain special records regarding share ownership and business relationships of the Directors, Board of Commissioners, and their respective families within the company, including the dates shares were acquired.

4. Company Documents
   Maintain all important lists, administrative records, and company documents, including decisions, minutes of the GMS, minutes of meetings of the Board of Directors, and minutes of meetings of the Board of Commissioners within the company's domicile. Provide access to Shareholders in accordance with the law.
5. Company Accounts
   Maintain all company accounts and financial documents in accordance with accounting standards, and provide access to Shareholders as stipulated by law and the Articles of Association.
6. Integrated Annual Report
   Prepare an annual report within 5 months from the end of the financial year, which includes:
   a. Financial statements, including financial data for the latest and previous financial years (profit and loss statements, cash flows, changes in equity, and other related data)
   b. Company activity reports
   c. Corporate social responsibility report
   d. Events impacting company activities
   e. Board of Commissioners' report on supervisory duties from the previous financial year
   f. Names of all members of the Board of Directors and Board of Commissioners
   g. Salaries or honorariums given to members of the Board of Commissioners and Directors
7. Board of Directors Meetings
   Hold Board of Directors Meetings in accordance with applicable regulations.
8. Business Plan
   Submit the company's business plan and budget to the Board of Commissioners for approval no later than 60 days before the financial year ends. If not submitted on time, the previous year's business plan will be used.
9. Company Strategy
   Determine the company's business strategy, and review, monitor, and supervise its implementation.
10. Company Vision and Goals
    Determine the Company's vision and goals regularly and conduct reviews to ensure they remain aligned and relevant to the Company's business.

IV. CORPORATE SECRETARY

Pursuant to OJK Regulation Number 35/POJK.04/2014 dated December 8, 2014 concerning Corporate Secretaries of Issuers or Public Companies ("POJK Number 35/2014"), the Company has appointed Maureen Graciela as the Corporate Secretary effective February 26, 2024. This appointment was made based on Decree Number 023/CSRA/IPO/DIR/II/2024 concerning the Establishment of a Corporate Secretary.

a. Compliance and Advising: Provide input to the Company's Directors to ensure compliance with applicable provisions, including but not limited to Law Number 40 of 2007 concerning Limited Liability Companies, Law Number 8 of 1995 concerning Capital Markets, and other applicable regulations in the Republic of Indonesia. This also includes adherence to general corporate governance norms.
b. Capital Market Development: Stay informed about developments in the Capital Market, especially regulations applicable in the Capital Market sector.
c. Liaison: Act as a liaison between the Financial Services Authority, Indonesian Stock Exchange, stakeholders, and the public.
d. Public Relations: Maintain good relations between the Company and the mass media.
e. Investor Relations: Provide services to the public (investors) for any information required by investors relating to the condition of the Company.
f. Support Activities: Carry out activities that support the Company's operations, including preparing Annual Reports, facilitating the General Meeting of Shareholders, ensuring Information Disclosure, etc.
g. Good Corporate Governance: Prepare and promote Good Corporate Governance (GCG) practices within the Company.
h. Documentation: Maintain and prepare Company documentation, including minutes from Directors' Meetings and Board of Commissioners' Meetings, and related matters.

In addition, the Corporate Secretary can act as a liaison between company management and external parties such as clients, vendors, or other business partners. They also assist in compiling administrative reports and maintaining the confidentiality of company information.



Maureen Graciela
Corporate Secretary

Corporate Secretary Information

Adress	:	Graha Mustika Ratu Jalan Gatot Subroto No.74-75, South Jakarta
Telephone	:	+62 21 8370 9269
Email	:	corporatesecretary@remala.id

Education

- 2022 - 2025 : Bachelor Degree – BINUS UNIVERSITY
- 2018 - 2021 : Associate's Degree – STIKS TARAKANITA

V. AUDIT COMMITEE

- Formation and Charter

The Company has established an Audit Committee and formulated an Audit Committee Charter, which serves as a work guideline for the Audit Committee. The formation and operation of the Audit Committee are regulated by POJK No. 55/2015. According to Decree Number: 001/SK-RA/KOM/XII/2023 concerning the Establishment of the Audit Committee dated November 18, 2023, the term of office for the Audit Committee must not exceed that of the Board of Commissioners as stipulated in the Company's Articles of Association. The committee members can be re-elected for one additional period.

- Audit Committee Duties and Responsibilities

The Audit Committee is tasked with providing independent professional opinions to the Company's Board of Commissioners on reports or issues submitted by the Company's Directors. It also identifies matters requiring the Board of Commissioners' attention. The specific duties include:

a. Annual Activity Plan: Create an annual activity plan approved by the Company's Board of Commissioners.
b. Financial Information Review: Review financial information to be released by the Company, including financial reports, projections, and other financial data.
c. Compliance Review: Assess the Company's compliance with laws and regulations related to its activities.
d. Audit Implementation Review: Conduct a review and assessment of audits performed by internal auditors and oversee follow-up actions taken by the Company's Directors on internal auditor findings.
e. Complaint Review: Review and report to the Board of Commissioners on complaints related to the Company.
f. Confidentiality: Maintain confidentiality with the Public Accountant regarding Company data and information.
g. Public Accountant Relations: Supervise relations with Public Accountants and hold meetings or discussions with them.
h. Guideline Management: Create, review, and update Audit Committee guidelines as necessary.
i. Responsibility Assessment: Assess and confirm that all responsibilities stated in the Audit Committee Guidelines have been fulfilled.
j. Independent Opinion: Provide an independent opinion in case of a disagreement between management and the Public Accountant regarding the services provided.
k. Public Accountant Recommendation: Recommend the appointment of a Public Accountant to the Board of Commissioners, based on considerations of independence, scope of assignment, and fees.
l. Risk Management Review: Review the risk management activities carried out by the Directors and, if applicable, by the risk monitoring function under the Board of Commissioners.
m. Conflict of Interest Review: Review and advise the Board of Commissioners on potential conflicts of interest within the Company.

- Audit Committee Authority

a. Access: Have full, free, and unlimited access to records, employees, funds, assets, and other company resources relevant to their duties.
b. Communication: Communicate directly with employees, including the Board of Directors and parties performing the risk management internal audit function, and Accountants regarding the duties and responsibilities of the Audit Committee.
c. Independent Assistance: Involve independent parties outside the Audit Committee members as necessary to assist in carrying out their duties.
d. Additional Authorities: Exercise other authorities granted by the Board of Commissioners.

Audit Committee Composition and Profiles

Chairman : Ahmad Alamsyah Saragih, S.E.

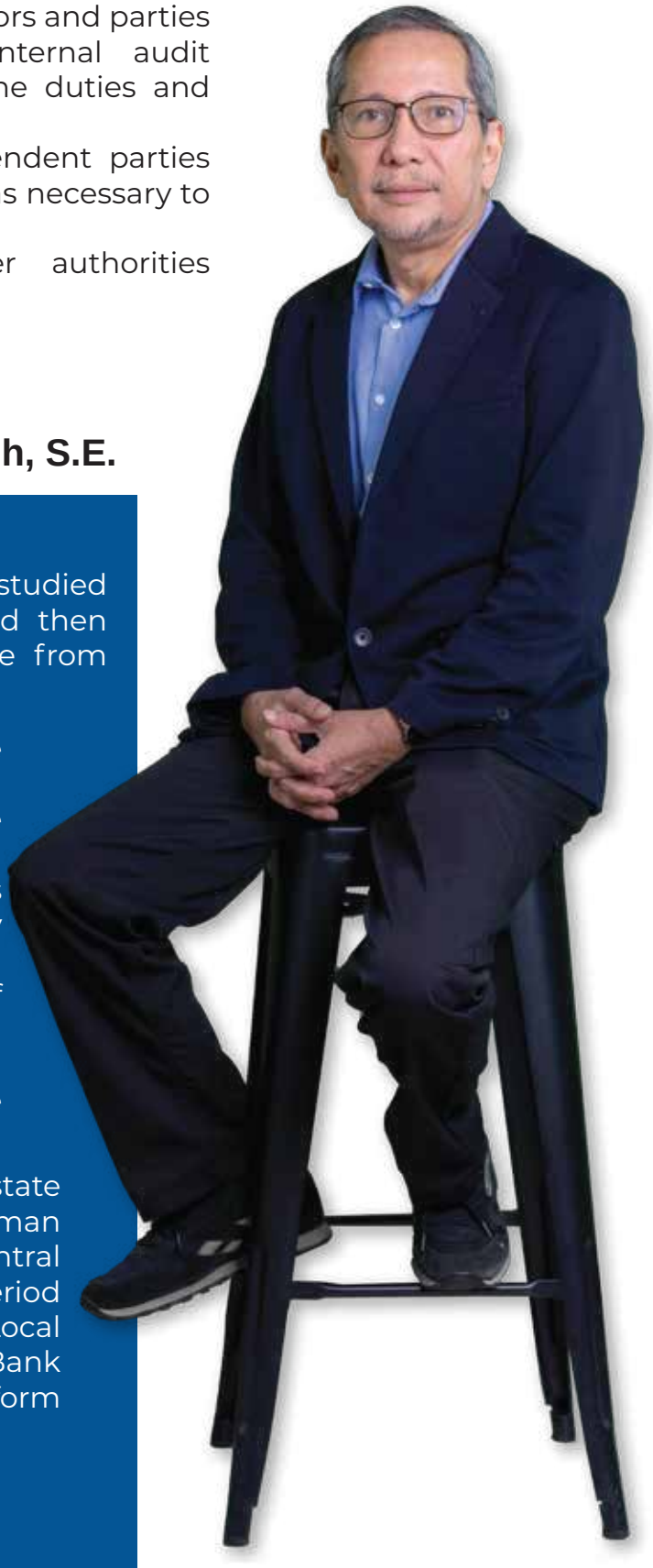

Ahmad Alamsyah Saragih, S.E., studied Economics at Padjadjaran University and then earned a Bachelor of Economics degree from Padjadjaran University, Bandung in 1992.

The following is the work history of the Company's Audit Committee:
Ahmad Alamsyah Saragih serves as the Company's Independent Commissioner. In addition, Alamsyah has also been active as a GCG Advisor in the Indonesian Battery Industry since 2022. Previously, Alamsyah had held various important roles as one of the leaders of the Indonesian Ombudsman for the 2016–2021 period overseeing the Economics and Finance sector.

He also led the Special Audit Unit at the state institution. Alamsyah also served as Chairman and Member of the Indonesian Central Information Commission in the period 2009–2013. Previously he worked as a Local Governance Specialist at the World Bank Jakarta in the Local Governance Reform Initiative (ILGR) program in 2002–2007.

Member 1 : Sunandar Ichsan

Education :

- 1993: Master of Business Administration, The University of Hull, London (Graduated with Distinction)
- 1988: Bachelor Degree in Accounting, Faculty of Economics, Atma Jaya Catholic University of Indonesia, Jakarta

Work Experience :

- 2022 – Present: Director, PT Lautan Rejeki Luas
- 2023 – Present: Tax Advisor, PT Ega Tekelindo Prima
- 2009 – Present: Partner, KKP Sundara Ichsan, SH, MBA
- 2015 – 2022: Independent Audit Committee Member, PT Eterindo Wahanatama Tbk.

Member 2 : Sudarmana, SE., MH., Ak., CA., CPA., CACP., CFI.

Education :

- 1994 : Bachelor Degree in Accounting, Brawijaya University
- 2024 : Master of Law Program, Janabadra University

Work Experience :

- 2022 – Present: Branch Manager, KAP Budiman, Wawan, Pamudji & Partners, Karanganyar
- 2021 – Present: Audit Committee Member, PT Satria Antaran Prima Tbk., Jakarta
- 2016 – Present: Head of the Sudarmana Accounting Services Office
- 2019 – 2022: Branch Manager, KAP Mahsun, Nurdiono, Kukuh & Partners, Surakarta
- 2018 – 2019: Partner, KAP Budiman, Wawan, Pamudji & Partners, Surabaya

- Audit Committee Charter and Meetings

To comply with Article 12 of POJK No. 55/2015, the Company has established an Audit Committee Charter dated November 18, 2023. According to POJK No. 55/2015, the Audit Committee meetings are held periodically at least once every three months and must be attended by more than 50% of the total members. The meetings involve discussions and preparation of a comprehensive work program to implement supervision over the performance of the Board of Directors.

VI. INTERNAL AUDIT WORK UNIT

The Internal Audit Department at PT Remala Abadi Tbk operates under the provisions stipulated in Financial Services Authority Regulation No. 56/POJK.04/2015 concerning the Establishment and Guidelines for Preparing the Internal Audit Unit Charter (POJK 56/POJK.04/2015).

- **Position of the Internal Audit Work Unit:**

The following is an explanation of the position and function of the internal audit work unit:

1. Position of the Internal Audit Work Unit:
   The Internal Audit Work Unit is positioned under the auspices of the Board of Directors or the Company's Audit Committee. This arrangement ensures the independence and autonomy of the Internal Audit Work Unit, enabling it to carry out its duties without undue interference from company management.
2. Functions of the Internal Audit Work Unit:
   - Evaluation and Inspection: Responsible for evaluating and inspecting the company's systems, procedures, and business activities to ensure they are effective, efficient, and compliant.
   - Internal Control: Assesses and enhances the company's internal control system to prevent misuse, fraud, and ensure the smooth continuity of operations.
   - Preparation of Audit Plan: Develops an internal audit plan based on risk analysis to set audit priorities and create an effective audit schedule.
   - Providing Improvement Recommendations: Offers recommendations for improvements to company management following audits to enhance systems, processes, and performance.
   - Follow-up Monitoring: Monitors the implementation of recommended improvements, providing regular progress reports to management.

   With its function, the internal audit work unit is at the forefront in maintaining the integrity, transparency, and sustainability of the company through evaluation, control, and recommendations provided to management.

- **Internal Audit Duties and Responsibilities**

The duties and responsibilities of Internal Audit are guided by the regulations of the OJK and The Institute of Internal Auditors ("IIA") concerning standards and codes of ethics. The Internal Audit functions must be implemented with independence. Key responsibilities include:

1. Annual Audit Plan: Develop an annual audit plan with a risk-based approach covering finance, accounting, operations, human resources, marketing, information technology, and other activities.
2. Implementation of Audit Plan: Execute the approved annual audit plan, including special assignments at the request of the President Director and Board of Commissioners.
3. Inspections and Assessments: Conduct inspections and assessments to evaluate the efficiency and effectiveness of finance, accounting, operations, human resources, marketing, information technology, and other activities.
4. Improvement Suggestions: Provide suggestions for improvement and objective information about examined activities to all levels of management.
5. Audit Reports: Prepare and submit audit result reports to the President Director, Board of Commissioners through the Audit Committee, and related parties.
6. Follow-up Monitoring: Monitor and evaluate the adequacy of the follow-up on audit results by the auditee and report the completion status to the President Director and Board of Commissioners through the Audit Committee.
7. Professionalism Maintenance: Maintain the professionalism of internal auditors through continuing education programs and certification programs to enhance their knowledge and skills.
8. Cooperation with the Audit Committee: Collaborate with the Audit Committee and act as its secretariat.
9. Quality Evaluation Program: Develop a program to evaluate the quality of internal audit activities.
10. Special Reviews and Investigations: Conduct special reviews, evaluations, and/or investigations as needed.

- **Internal Audit Work Unit Authority**

The Internal Audit Work Unit at PT Remala Abadi Tbk holds several key authorities to ensure effective auditing and oversight within the Company:

1. Preparing an Internal Audit Plan: The internal audit unit has the authority to prepare an internal audit plan, which includes defining the scope, objectives, and schedule of the audit. This plan is formulated based on risk assessments conducted within the company.
2. Conducting Internal Audits: The internal audit unit is authorized to carry out internal audits, examining the company's systems, procedures, and business activities. The aim of these audits is to assess the effectiveness, efficiency, and compliance with company policies.
3. Providing Recommendations for Improvements: Based on audit findings, the internal audit unit is empowered to provide recommendations to company management. These recommendations are intended to enhance internal controls and overall company performance.
4. Carrying Out Follow-Up: The internal audit unit is responsible for ensuring follow-up on the recommendations provided to management. This follow-up process is crucial to confirm that the recommended improvements are being implemented effectively and appropriately.
5. Reporting Audit Results: The internal audit unit has the authority to report audit results periodically to the company's Board of Directors or Audit Committee. These reports include findings, recommendations for improvement, and the status of follow-up actions.

Through these authorities, the internal audit unit plays a vital role in aiding the company to achieve its business objectives by ensuring sustainability, transparency, and compliance in company operations.



Information Regarding the Internal Audit Work Unit

- Name: Ika Huraeri Saputro
- Address: Graha Mustika Ratu, Jalan Gatot Subroto No.74-75, South Jakarta
- Telephone: 082110070286
- Email: ika.huraeri@remala.id

Education

- 2018 : Bachelor Degree – Teknik Informatika, Universitas MH Thamrin

Work Experience

- 2022 – 2023: Functional IT, PT Inti Sumber Baja Sakti
- 2019 – 2022: IT Support, Yafindo Group
- 2016 – 2019: IT Support, PT Electronic Data Interchange Indonesia

By exercising its authority in these areas, the Internal Audit Work Unit at PT Remala Abadi Tbk ensures that the Company's operations are continuously evaluated and improved to align with best practices and regulatory standards.

VII. Nomination and Remuneration Committee

In accordance with OJK Regulation No. 34/POJK.04/2014 on the Nomination and Remuneration Committee of Issuers or Public Companies ("POJK No. 34/2014"), the implementation of the Nomination and Remuneration function in the Company is carried out by the Board of Commissioners of the Company based on the Decision Letter of the Board of Commissioners of the Company concerning the Establishment of Nomination and Remuneration Committee Number 003/SK/RA/DIR/XI/2023 dated November 18, 2023, which composition is as follows :



Chairman: Ahmad Alamsyah Saragih, S.E.

- **Basis of Appointment**

The decision of the board of commissioners is NO.003/SK/RA/DIR/XI/2023 and it is extended in accordance with his term-of-office as an Independent Commissioner of the Company.

- **Profile**

Ahmad Alamsyah Saragih, S.E., studied Economics at Padjadjaran University and earned a Bachelor of Economics from Padjadjaran University Bandung in 1992.

Ahmad Alamsyah Saragih serves as the Company's Independent Commissioner. In addition, Alamsyah has also been active as a GCG Advisor in the INDONESIAN BATTERY INDUSTRY since 2021, Previously, Alamsyah held various important roles at the OMBUDSMAN OF THE REPUBLIC OF INDONESIA (2016 – 2021), where Alamsyah was involved in various capacities, including Members of the Economic Division and Members of the Special Examination Field. Alamsyah was involved in the Central Information Commission of the Republic of Indonesia (2009 – 2013), where he served as Chairman and Member. He has accumulated valuable experience as a Local Governance Specialist at the World Bank Jakarta (2002 – 2007).

Member 1 : Richard Kartawijaya



- **Profile**

Richard Kartawijaya holds a Master's degree in Business Marketing from Universitas Esa Unggul in 1993, previous to that he earned Bachelor's degree in Electrical Engineering from Atma Jaya Catholic University pada tahun 1982.

Richard Kartawijaya served as the Chief Executive Officer (CEO) in PT. Remala Abadi since 2022, and susbsequently assuming the role of Chief Executive Director since 2023. In addition, Richard has been active as the Owner of BEATUS Home Living since 2020. Previous to that, Richard served as the CEO & President Director at PT. Graha Teknologi Nusantara (2015 – 2017). CEO at PT. Link Net, Tbk (2013 – 2015) and was in the leadership position at PT. Ander Cakra Buana (2009 – 2013).



Member 2 : Ivan Kurniawan

- **Profile**

Ivan Kurniawan studied at the National University of Bandung in 2007 and earned Bachelor Degree in Psychology.

Ivan Kurniawan has been the HRGA & Legal Manager at PT. Remala Abadi since 2024. Previous to that, Ivan served as the HRGA Manager at PT. Iron Bird Logistics (2021 – 2024), as HR Manager at PT. Sanjaya International Fishery (2018-2021) and as a Recruitment & Assessment Manager at PT. Tips for Anada Cold Storage (2016 - 2018).

Statement of Independence

Based on the Charter and referring to OJK Regulation No. 55/POJK.04/2015, the Nomination and Remuneration Committee acts independently in carrying out its duties and responsibilities and without the interference of any party and is subject to the applicable laws and regulations. The independence of the Nomination and Remuneration Committee is confirmed as the Chairman of the Committee is from the Independent Commissioner and Committee Members are from independent parties. All members of the Nomination and Remuneration Committee of independent parties have met the independence requirements as set out in the Personal Statement, signed at the time of appointment and documented by the Corporate Secretary.

Charter Committee

The Committee already has the Nomination and Remuneration Committee Charter (NRC Charter) used as the basis for the Committee's work. The NRC Charter has been adjusted to be in conformity with POJK. No.34/POJK.04/2014 and approved by the Board of Commissioners.

Implementation of the Nomination Function

In implementing the Nomination function according to the Nomination Policy, members of the Board of Commissioners and the Board of Directors, the Board of Commissioners have the following duties and responsibilities:

1. Provide recommendations to and/or assist the Board of Commissioners on the following matters :
    1. The composition of members of the Board of Directors and/or the Board of Commissioners;
    2. Policies and criteria needed in the nomination process for members of the Board of Directors and/or members of the Board of Commissioners;
    3. Performance evaluation policy for members of the Board of Directors and/or members of the Board of Commissioners;
    4. Systems and procedures for selecting and/or replacing members of the Board of Commissioners and Directors to the Board of Commissioners to be submitted to the General Meeting of Shareholders ("GMS").
2. Assist the Board of Commissioners in assessing the performance of members of the Board of Directors and/or members of the Board of Commissioners based on the benchmarks prepared as performance evaluation and assessment materials for members of the Board of Directors and the Board of Commissioners. This assessment is important to evaluate the individual's contributions, as well as to identify the necessary development or performance improvement needed.
3. Provide recommendations to the Board of Commissioners concerning capacity development programs for members of the Board of Directors and/or members of the Board of Commissioners. This program aims to increase the capacity and skills of the members to carry out their duties effectively.

4. Provide proposals for candidates who are qualified as members of the Board of Directors and/or members of the Board of Commissioners to the Board of Commissioners to be submitted to the General Meeting of Shareholders (GMS). Candidate proposals must be based on the criteria that have been set and their potential contributions to the company.

Implementation of Remuneration Function

The remuneration policy of the Board of Commissioners and the Board of Directors is determined by the Company based on the recommendations given by the Board of Commissioners as the implementor of the nomination and remuneration functions. In carrying out the remuneration function of members of the Board of Commissioners and the Board of Directors, the Board of Commissioners has the following duties and responsibilities:

1. Provide recommendations to and/or assist the Board of Commissioners regarding:
   a. Remuneration structure of members of the Board of Directors and members of the Board of Commissioners;
   b. Policy on the remuneration of members of the Board of Directors and members of the Board of Commissioners;
   c. Amount of remuneration for members of the Board of Directors and members of the Board of Commissioners
2. Assist the Board of Commissioners in assessing the suitability of the remuneration received by the respective members of the Board of Directors and/or members of the Board of Commissioners related to their performance.
3. The preparation of the structure, policy, and amount of remuneration must take into account:
   a. The remuneration applicable to the industry is in accordance with the business activities of similar public companies and the business scale of public companies in their industry;
   b. The duties, responsibilities, and authorities of members of the Board of Directors and/or members of the Board of Commissioners are related to the achievement of the goals and performance of public companies;
   c. Performance targets or performance of each member of the Board of Directors and/or members of the Board of Commissioners;
   d. The balance between fixed and variable allowances
4. The structure, policy and amount of remuneration must be evaluated by the Nomination and Remuneration Committee once a year.

Committee Meeting Policy

The Nomination and Remuneration Committee holds meetings regularly, at least once in four months. The meeting is attended by the majority members of the Nomination and Remuneration Committee and the Chairman of the Nomination and Remuneration Committee. The decision of the Nomination and Remuneration Committee meeting is made by prioritizing deliberations to achieve a consensus. The result of the Nomination and Remuneration Committee meeting is contained in the minutes of the meeting, any dissenting opinions will also be recorded in the minutes, signed by all members of the Nomination and Remuneration Committee present in the meeting.

J. CORPORATE SOCIAL RESPONSIBILITIES

The implementation of Corporate Social Responsibility (CSR) is a manifestation of the Company's commitment to establish a harmonious relationship with the environment, society, and all stakeholders. The implementation of CSR is also directed at the implementation of the Digital Economy to foster sustainable growth. It is hoped that with this effort, the Company will be able to achieve the objectives of the implementation of CSR that is ideal, objective, and on target.

1. Corporate Social Responsibility in Relation to Society

- Free Internet

  In the effort to improve CSR, the Company is committed to provide social benefits to the community through a "Free Internet" program for the residents of Cipayung Kel.Cilangkap Rw.01 Rt.01. This program is in collaboration with the DKI Jakarta City Government Office and Tajuk Jakwifi for several public facility locations. Residents of Cipayung District, Cilangkap District, Rw.01 Rt.01, welcome this program, and here are some of the benefits enjoyed by the local residents:

  - Facilitate access to information and education, especially for those who have difficulty accessing the internet due to the cost
  - Facilitate the residents to provide information in general regarding the situation in the area through WhatsApp/other applications.
  - Local young people also take advantage of this free internet service to find works/employment through online job search platforms.



(The provision of free internet has been ongoing since June 19, 2024, with devices placed at the SisKamLing Post and the supplied bandwidth capacity is 100Mbps.)

- Socialization of RT/RWnet Customers to follow the Joint Cooperation (KSO) procedure

  Based on the regulation of the Minister of Communication and Information Technology (Kominfo) regarding the operation of telecommunication services, PT Remala Abadi Tbk has tried to explain to clients to adopt the Joint Cooperation in order to obtain legality from the provider to resell the internet they have purchased.

  Socialization of KSO (Joint Cooperation) in the field of the internet is a means of introducing and explaining in details the form of joint cooperation related to internet services or infrastructure.

  Purpose of Socialization of KSO Internet

  - Introducing new services or products: KSO in the internet field often produces new services or products that need to be introduced to customers of PT Remala Abadi Tbk. The socialization aims to increase awareness of clients to adopt KSO so that it has legality in buying and selling internet services
  - Explaining the benefits and advantages: The socialization of the internet KSO also aims to communicate the benefits and advantages of the joint cooperation. This is important so that the public or users understand the added value offered by the services or products through KSO
  - Building trust: KSOs in the internet field often involve multiple parties, such as internet service providers (ISPs). Good socialization can help build trust between the Company and the client.
  - Getting support: Socialization of internet KSO also aims to get support from various parties, such as the government, the community, or investors. This support is essential for the success and sustainability of the KSO.



(Socialization Process at the Head Office of PT Remala Abadi Tbk,)

The socialization process phase 1 was carried out on May 24, 2024 at the head office of PT Remala Abadi Tbk which was led directly by the General Manager of Sales & Marketing, Mrs. Vivi Olivia Mambo. This socialization was attended by 21 rt/rwnet clients. This lasts for 5 consecutive days and it was to inform the clients about the terms and benefits of KSO

2. Corporate Social Responsibility Related to House of Worship

PT Remala Abadi Tbk continued to improve CSR programs that are beneficial to local residents, In addition to providing free internet for residents of Cipayung Kel. Cilangkap Rw.01 Rt.01, we also provide free internet services for "Musholla An-Nur RT 010/RW02". The provision of free internet is not only for worship purposes, but also for educational and da'wah activities that increasingly require internet access.

Currently, there is a Early Childhood Education (PAUD) Tahfidz Al Qur-an Yamabi located at the An-Nur Mosque RT 010/RW02 which experienced most benefits of having free internet. The learning method used by the PAUD is internet-based, where students learn through 3-dimensional infocus and through short films/videos on the youtube application

Furthermore, not only for education and preaching (da'wah), Mr. Suratman as the administrator of the prayer room also utilizes this free internet facility for the local youth in providing services for residents who experienced death or other disasters, and the internet is used by the local youth in the surrounding area of public cemetery to inform the community about the funeral process.



(Socialization of free internet provision for places of worship)

3. Corporate Social Responsibility related to Education

a. On -the-job Training Program (PKL)

PKL is a program that provides opportunities for students, especially vocational school students, to gain real work experience in the industry or institution related to their field of study. This program is an integral part of the learning process, where the theoretical learning gained in school can be applied directly in the real work environment.

The Company implements the Field Work Practice Program (PKL) to provide direct experience to students or trainees in the working environment. Through this program, the participants of PKL are given the opportunity to develop their skills and knowledge in various fields relevant to the industry of the Company. In addition, PKL participants are also involved in the social projects of the Company, such as the provision of technology infrastructure and community empowerment. The program has the following objectives :

- **Knowledge application** : Students will be able to apply the theories they have learned in school into real work practice.
- **Developing Skills** : Forming technical skills, soft skills, and work ethics needed in the industrial world.
- **Getting to know the working environment** : Understand the work environment, work procedures, and company culture.
- **Preparing for Work** : Building confidence and readiness to face the working environment.
- **Build Networks** : Build relationships with professionals in the related industries.





(Field Work Practice Program)

We placed PKL students at one of the branch offices of PT Remala Abadi Tbk, namely at the Tebet site. These students were asked to do data input, and they were equipped with the basic knowledge related to the internet distribution process carried out by PT Remala Abadi Tbk.

This PKL started on June 4, 2024 and ended on December 27, 2024. The working hours of the students followed the office business hours, namely Mondays–Fridays 09.00 – 17.00

b. Industrial visit

Industrial visits are out-of-class learning activities carried out by usually students from the vocational or university level, to provide hands-on experience of the production process, technology, and operations in a particular company or industry.

The objectives of Industrial Visit

- **Applying Theory** : Students was able to see firsthand how theories learned in the classroom are applied in the industrial world.
- **Improve Understanding** : Gain a deeper understanding of the production process, the technology used, and the challenges faced by the industry.
- **Broadening Insights** : Broadening insights into various industrial aspects, such as management, marketing, and finance.
- **Build Networks** : Build relationships with professionals in the related industries.
- **Finding Potential Career** : Finding potential career which will match with your interests and talents.

Benefits of Industrial Visits

- **For Students:**
  - Enhance learning motivation
  - Prepare themselves to enter the work environment
  - Discovering interests and talents.
  - Broaden insights.
- **For Schools:**
  - Strengthen relationships with the industry.
  - Enhance the relevance of the curriculum.
- **For Companies:**
  - Introduce the company to the younger generation.
  - Get input from prospective workers.





(Industrial visit from SMK Al-Muslim Bekasi on October 09, 2024)

The visit was carried out by seeing firsthand the operational activities of PT Remala Abadi Tbk and the students learned from the following divisions:

1. Sales Administration and Minutes of Handover
2. Purchasing
3. Customer Relation Managemen
4. NOC (Network Operation Centre)
5. Customer Service
6. Digital Marketing

4. Corporate Social Responsibility Related to the Environment

Indonesia is currently grappling with environmental pollution, one significant aspect being vehicle carbon emissions contributing to air pollution. This issue of air pollution poses a serious threat to public health and the environment at large.

The Company is dedicated to assisting Indonesia in addressing environmental concerns by acquiring 30 (thirty) electric cars (electric vehicles/EVs). In addition to mitigating air pollution, these electric cars also contribute to the reduction of noise pollution.







(part of the operational fleet is zero-emission electronic based)

The Company's commitment to fulfilling social responsibility transcends mere investment in the organization; it permeates the very essence of its existence and sustainability.

SURAT PERNYATAAN ANGGOTA DIREKSI DAN ANGGOTA DEWAN KOMISARIS TENTANG TANGGUNG JAWAB ATAS LAPORAN TAHUNAN PT REMALA ABADI TBK 2024

(Statement Letter of Board of Commissioner and Board of Directors on the Responsibility for the Annual Report of PT Remala Abadi Tbk 2024)

Kami yang beranda tangan di bawah ini menyatakan bahwa semua informasi dalam Laporan Tahunan PT Remala Abadi Tbk tahun 2024 telah dimuat secara lengkap dan bertanggung jawab penuh atas kebenaran isi Laporan Tahunan Perusahaan.
Demikian pernyataan ini dibuat dengan sebenarnya.

(We, the undersigned hereby declare that all information in the Annual Report of PT Remala Abadi Tbk year 2024 has been presented completely and we are solely responsible for the accuracy of the content of the Company's Annual Report.
This is our declaration, which has been made truthfully)

Dewan Komisaris
Board of Commissioners



Verah Wahyudi S. Wong
Komisaris Utama
President Commissioner



Ahmad Alamsyah Saragih, S.E.
Komisaris Independen
Independent Commissioner

Direksi
Board of Directors



Richard Kartawijaya
Direktur Utama
Chief Executive Officer



Samuel Adi Mulia
Direktur Keuangan
Chief Financial Officer



AUDITED ANNUAL FINANCIAL STATEMENTS

PT REMALA ABADI Tbk
DAN ENTITAS ANAK

Laporan Keuangan Konsolidasian
Beserta Laporan Auditor Independen
31 Desember 2024 dan 2023 dan
1 Januari 2023, Serta
Untuk Tahun yang Berakhir pada Tanggal-tanggal
31 Desember 2024 dan 2023

PT REMALA ABADI Tbk
AND SUBSIDIARIES

Consolidated Financial Statements
With Independent Auditors' Report
December 31, 2024 and 2023 and
January 1, 2023, And
For the Years Ended
December 31, 2024 and 2023

Daftar Isi | ***Table of Contents***

	Halaman/ *Page*	
Surat pernyataan direksi		*Board of directors' statement*
Laporan auditor independen		*Independent auditors' report*
Laporan posisi keuangan konsolidasian	1 - 3	*Consolidated statements of financial position*
Laporan laba rugi dan penghasilan komprehensif lain konsolidasian	4 - 5	*Consolidated statements of profit or loss and other comprehensive income*
Laporan perubahan ekuitas konsolidasian	6 - 7	*Consolidated statements of changes in equity*
Laporan arus kas konsolidasian	8 - 9	*Consolidated statements of cash flows*
Catatan atas laporan keuangan konsolidasian	10 - 93	*Notes to the consolidated financial statements*

SURAT PERNYATAAN DIREKSI
TENTANG
TANGGUNG JAWAB ATAS
LAPORAN KEUANGAN KONSOLIDASIAN
PT REMALA ABADI TBK
31 Desember 2024 dan 2023 dan 1 Januari 2023, Serta Untuk Tahun yang Berakhir pada Tanggal-tanggal 31 Desember 2024 dan 2023

Yang bertanda tangan dibawah ini:

Nama	:	Agus Setiono
Alamat Kantor	:	Graha Mustika Ratu Lt. GF, Jl. Gatot Subroto No. 74-75, Kel. Menteng Dalam, Kec. Tebet, Jakarta Selatan.
Alamat Domisili	:	Japos Graha Lestari Blok B.1/11, Kel. Jurangmangu Barat, Kec. Pondok Aren, Tangerang Selatan.
Telepon	:	021 - 83708889
Jabatan	:	Direktur Utama

Nama	:	Samuel Adi Mulia
Alamat Kantor	:	Graha Mustika Ratu Lt. GF, Jl. Gatot Subroto No. 74-75, Kel. Menteng Dalam, Kec. Tebet, Jakarta Selatan.
Alamat Domisili	:	Jl. Azalea II Blok A.2, Kel. Kedoya Selatan, Kec. Kebon Jeruk, Jakarta Barat.
Telepon	:	021 - 83708889
Jabatan	:	Direktur Keuangan

menyatakan bahwa:

1. Bertanggung jawab atas penyusunan dan penyajian laporan keuangan konsolidasian PT Remala Abadi Tbk;
2. Laporan keuangan konsolidasian PT Remala Abadi Tbk Indonesia telah disusun dan disajikan sesuai Standar Akuntansi Keuangan di Indonesia;
3. a. Semua informasi dalam laporan keuangan konsolidasian PT Remala Abadi Tbk telah dimuat secara lengkap dan benar;
   b. Laporan keuangan konsolidasian PT Remala Abadi Tbk tidak mengandung informasi atau fakta material yang tidak benar, dan tidak menghilangkan informasi atau fakta material;
4. Bertanggung jawab atas sistem pengendalian internal dalam PT Remala Abadi Tbk.

BOARD OF DIRECTORS' STATEMENT
REGARDING
THE RESPONSIBILITY FOR
THE FINANCIAL CONSOLIDATED STATEMENTS OF
PT REMALA ABADI TBK
December 31, 2024 and 2023 and January 1, 2023, And For the Years Ended Decmber 31, 2024 and 2023

The undersigned:

Name	:	*Agus Setiono*
Office Address	:	*Graha Mustika Ratu Lt. GF, Jl. Gatot Subroto No. 74-75, Kel. Menteng Dalam, Kec. Tebet, Jakarta Selatan.*
Domicile Address	:	*Japos Graha Lestari Blok B.1/11, Kel. Jurangmangu Barat, Kec. Pondok Aren, Tangerang Selatan.*
Telephone	:	*021 - 83708889*
Title	:	*President Director*

Name	:	*Samuel Adi Mulia*
Office Address	:	*Graha Mustika Ratu Lt. GF, Jl. Gatot Subroto No. 74-75, Kel. Menteng Dalam, Kec. Tebet, Jakarta Selatan.*
Domicile Address	:	*Jl. Azalea II Blok A.2, Kel. Kedoya Selatan, Kec. Kebon Jeruk, Jakarta Barat.*
Telephone	:	*021 - 83708889*
Title	:	Finance Director

declare that:

1. *Responsible for the preparation and presentation of PT Remala Abadi Tbk Indonesia consolidated financial statements;*
2. *PT Remala Abadi Tbk consolidated financial statements have been prepared and presented in accordance with Indonesian Financial Accounting Standards;*
3. a. *All information contained PT Remala Abadi Tbk consolidated financial statements has been dislosed in a complete and truthful manner;*
   b. *PT Remala Abadi Tbk consolidated financial statements do not contain any incorrect information or material fact, nor do they omit information or material fact;*
4. *Responsible for PT Remala Abadi Tbk internal control system.*

Demikian pernyataan ini dibuat dengan sebenarnya. *Thus, this statement is made truthfully.*

Atas nama dan mewakili Direksi / *For and on behalf of the Board of Director*



Agus Setiono	Samuel Adi Mulia
Direktur Utama / *President Director*	Direktur Keuangan / Finance *Director*

Jakarta, 24 Maret 2025 / *Jakarta, March 24, 2025*

auditrust

Jamaludin, Ardi, Sukimto & Rekan
Registered Public Accountants
Member of auditrust International
Head Office License No.1418/KM.1/2012
Branch Office License No.287/KM.1/2019
Branch Office License No.109/KM.1/2013
Branch Office License No.784/KM.1/2022

Laporan Auditor Independen

Laporan No. 00055/2.0927/AU.1/05/1317-2/1/III/2025

Pemegang Saham, Dewan Komisaris
dan Direksi
PT Remala Abadi Tbk

Opini

Kami telah mengaudit laporan keuangan konsolidasian PT Remala Abadi Tbk dan Entitas Anaknya ("Grup"), yang terdiri dari laporan posisi keuangan konsolidasian tanggal 31 Desember 2024, serta laporan laba rugi dan penghasilan komprehensif lain konsolidasian, laporan perubahan ekuitas konsolidasian dan laporan arus kas konsolidasian untuk tahun yang berakhir pada tanggal tersebut, serta catatan atas laporan keuangan konsolidasian, termasuk informasi kebijakan akuntansi material.

Menurut opini kami, laporan keuangan konsolidasian terlampir menyajikan secara wajar, dalam semua hal yang material, posisi keuangan konsolidasian Grup tanggal 31 Desember 2024, serta kinerja keuangan konsolidasian dan arus kas konsolidasiannya untuk tahun yang berakhir pada tanggal tersebut, sesuai dengan Standar Akuntansi Keuangan di Indonesia.

Basis Opini

Kami melaksanakan audit kami berdasarkan Standar Audit yang ditetapkan oleh Institut Akuntan Publik Indonesia. Tanggung jawab kami menurut standar tersebut diuraikan lebih lanjut dalam paragraf Tanggung Jawab Auditor terhadap Audit atas Laporan Keuangan Konsolidasian pada laporan kami. Kami independen terhadap Grup berdasarkan ketentuan etika yang relevan dalam audit kami atas laporan keuangan konsolidasian di Indonesia, dan kami telah memenuhi tanggung jawab etika lainnya berdasarkan ketentuan tersebut. Kami yakin bahwa bukti audit yang telah kami peroleh adalah cukup dan tepat untuk menyediakan suatu basis bagi opini audit kami.

Independent Auditors' Report

Report No. 00055/2.0927/AU.1/05/1317-2/1/III/2025

The Shareholders, Boards of Commissioners and Directors
PT Remala Abadi Tbk

Opinion

We have audited the consolidated financial statements of PT Remala Abadi Tbk and its Subsidiaries (the "Group"), which comprise the consolidated statement of financial position as of December 31, 2024, and the consolidated statement of profit or loss and other comprehensive income, consolidated statement of changes in equity and consolidated statement of cash flows and for the year then ended, and notes to the consolidated financial statements, including material accounting policy information.

In our opinion, the accompanying consolidated financial statements present fairly, in all material respects, the consolidated financial position of the Group as of December 31, 2024, and its consolidated financial performance and its consolidated cash flows for the year then ended, in accordance with Indonesian Financial Accounting Standards.

Basis for Opinion

We conducted our audit in accordance with Standards on Auditing established by the Indonesian Institute of Certified Public Accountants. Our responsibilities under those standards are further described in the Auditor's Responsibilities for the Audit of the Consolidated Financial Statements paragraph of our report. We are independent of the Group in accordance with the ethical requirements that are relevant to our audit of the consolidated financial statements in Indonesia, and we have fulfilled our other ethical responsibilities in accordance with these requirements. We believe that the audit evidence we have obtained is sufficient and appropriate to provide a basis for our opinion.

Hal Audit Utama

Hal audit utama adalah hal-hal yang, menurut pertimbangan profesional kami, merupakan hal yang paling signifikan dalam audit kami atas laporan keuangan konsolidasian periode kini. Hal-hal tersebut disampaikan dalam konteks audit kami atas laporan keuangan konsolidasian secara keseluruhan, dan dalam merumuskan opini kami atas laporan keuangan konsolidasian terkait, kami tidak menyatakan suatu opini terpisah atas hal audit utama tersebut.

Investasi pada Entitas Anak

Sebagaimana yang dijelaskan pada Catatan 2b, 2c dan 1d atas laporan keuangan konsolidasian terlampir, Perusahaan telah mengakuisisi dan meningkatkan kepemilikan di beberapa entitas anak. Kami membawa perhatian signifikan pada area ini sehubungan terdapat akuisisi pada entitas sepengendali dan terdapat juga peningkatan modal di entitas anak yang tidak disertai dengan setoran secara penuh dari pemegang sahamnya.

Sehubungan dengan akuisisi entitas sepengendali, aset dan liabilitas yang diambil alih diakui pada jumlah tercatat sebagai kombinasi bisnis dengan menggunakan metode penyatuan kepemilikan dimana komponen laporan keuangan untuk periode dimana terjadi restrukturisasi dan untuk periode lain yang disajikan, untuk tujuan perbandingan, disajikan sedemikian rupa seolah-olah restrukturisasi telah terjadi sejak awal periode laporan keuangan yang disajikan.

Untuk merespons hal-hal tersebut, kami telah melakukan evaluasi dan menguji proses konsolidasi; menelusuri bukti setoran modal di entitas anak dan menguji kesesuaian dengan Undang Undang Perseroan Terbatas; menguji perhitungan dan rekonsiliasi antara imbalan yang dialihkan dengan aset neto yang diambil alih dan selisihnya telah dibukukan dengan benar; mengevaluasi keselarasan kebijakan akuntansi yang diterapkan oleh entitas anak yang diakuisisi dan menilai kecukupan pengungkapan sehubungan dengan akuisisi entitas anak tersebut.

Key Audit Matters

Key audit matters are those matters that, in our professional judgment, were of most significance in our audit of the consolidated financial statements of the current period. These matters were addressed in the context of our audit of the consolidated financial statements as a whole, and in forming our opinion thereon, and we do not provide a separate opinion on these matters.

Investment in Subsidiaries

As described in Notes 2b, 2c and 1d to the accompanying consolidated financial statements, the Company has acquired and increased ownership in several subsidiaries. We draw significant attention to this area in connection with acquisitions of entities under common control and also capital increase in subsidiaries that were not with full payments from their shareholders.

In connection with the acquisition of entities under common control, the assets and liabilities acquired are recognized at the carrying amount as a business combination using the pooling of interests method where the components of the financial statements for the period in which the restructuring occurred and for other periods presented, for comparative purposes, are presented as if the restructuring had occurred since the beginning of the financial statement period presented.

In response to these matters, we have evaluated and tested the consolidation process; traced evidence of capital payments in subsidiaries and tested compliance with the Limited Liability Company Law; tested the calculation and reconciliation between the consideration transferred and the net assets acquired and the difference had been recorded correctly; evaluated the accounting policies had consistently applied by the acquired subsidiaries and assessed adequate disclosures had applied in connection with acquisition of the subsidiaries.

Pengakuan Pendapatan

Pendapatan Grup untuk tahun yang berakhir pada tanggal 31 Desember 2024 adalah sebesar Rp348.879.885.986 yang terutama berasal dari jasa telekomunikasi sebesar Rp334.029.424.263 atau 95,74% dari total pendapatan. Pendapatan Grup diakui pada saat jasa telah diserahkan kepada pelanggan.

Kami mengidentifikasi pengakuan pendapatan sebagai hal audit utama karena melibatkan volume transaksi yang signifikan dan memerlukan penerapan yang tepat atas prosedur pisah batas.

Prosedur audit kami dalam menganalisis pengakuan pendapatan, antara lain, mengevaluasi implementasi dan efektivitas operasional atas pengendalian internal yang mengatur pengakuan dan pengukuran pendapatan; membandingkan transaksi pendapatan selama periode berjalan dengan dokumen pendukung yang relevan untuk menilai apakah pendapatan telah diakui sesuai dengan kebijakan pengakuan pendapatan Grup; membandingkan transaksi pisah batas pendapatan yang tercatat sebelum dan setelah tutup buku dengan dokumen pendukung yang relevan untuk menentukan apakah pendapatan telah diakui pada periode pelaporan yang tepat; serta menilai pengungkapan atas laporan keuangan konsolidasian dengan mengacu pada persyaratan Standar Akuntansi Keuangan di Indonesia.

Kecukupan penyisihan kerugian penurunan nilai atas piutang usaha

Piutang usaha bruto Grup pada tanggal 31 Desember 2024 adalah sebesar Rp18.905.901.160 dengan jumlah kerugian penurunan nilai piutang sebesar Rp5.570.565.198 sehingga nilai piutang usaha neto adalah sebesar Rp13.335.335.962.

Manajemen telah menentukan tarif provisi untuk setiap kelompok umur jatuh tempo piutang usaha untuk mengestimasi penurunan nilai piutang usaha. Tarif ini mempertimbangkan profil umur piutang historis dan ketertagihan historis serta pola gagal bayar pelanggan. Oleh karena itu, manajemen mengevaluasi risiko gagal bayar yang mungkin terjadi selama perkiraan umur piutang usaha dalam menentukan jumlah kerugian kredit ekspektasian dengan mempertimbangkan ketersediaan informasi spesifik debitur, peristiwa masa lalu, kondisi saat ini dan perkiraan kondisi ekonomi masa depan, termasuk nilai waktu dari uang jika perlu.

Revenue Recognition

The Group's revenue for the year ended December 31, 2024 amounted to Rp348,879,885,986 which mainly derived from telecommunication services amounted to Rp334,029,424,263 or 95.74% of total revenue. The Group's revenue is recognized when the services delivered to the customers.

We identified revenue recognition as a key audit matter as it involves a significant volume of transactions and requires proper application of segregation procedures.

Our audit procedures in analysing revenue recognition include, among others, evaluating the implementation and operating effectiveness of internal controls which addressing revenue recognition and measurement; comparing revenue transactions during the period with relevant supporting documents to assess whether revenue has been recognized in accordance with the Group's revenue recognition policy; comparing revenue cut-off recorded before and after closing date with relevant supporting documents to determine whether revenue has been recognized in the appropriate reporting period; and assessing disclosures in the consolidated financial statements with reference to the requirements of Indonesian Financial Accounting Standards.

Adequacy of allowance for trade receivables impairment

The Group's gross trade receivables as of December 31, 2024 amounted Rp18,905,901,160 with allowance for impairment of trade receivables amounted to Rp5,570,565,198 resulting in net trade receivables amounted to Rp13,335,335,962.

Management has determined the provision rates for each age group of trade receivables to estimate the impairment of trade receivables. This rate considers the historical trade receivable aging profile and historical collection and default patterns of customers. Therefore, management evaluates the risk of default that may occur over the estimated life of trade receivables in determining the amount of expected credit losses by considering the availability of debtor-specific information, past events, current conditions and estimates of future economic conditions, including the time value of money if necessary.

Kami mengidentifikasi penyisihan kerugian penurunan nilai atas piutang usaha sebagai hal audit utama karena merupakan area yang penuh pertimbangan.

Prosedur audit kami dalam menganalisis kecukupan penyisihan kerugian penurunan nilai atas piutang usaha, antara lain, membaca kontrak dengan pelanggan dan merangkum persyaratan utama mereka, khususnya berfokus pada termin pembayaran; menguji penagihan historis dan pola gagal bayar pelanggan dengan melakukan rekalkulasi perhitungan manajemen untuk mencocokkan transaksi penjualan historis dengan penagihan terkait dari pelanggan dan membandingkannya dengan tingkat kerugian historis piutang usaha yang diberikan per kelompok umur yang digunakan oleh manajemen dan mencocokkan rincian penjualan dan penerimaan kas dari pelanggan dengan dokumen pendukungnya; serta memeriksa keakuratan umur piutang usaha pada akhir periode pelaporan dengan menyetujui jadwal yang mendasarinya dan menghitung ulang umur piutang usaha berdasarkan sampel untuk menentukan apakah piutang tersebut dikategorikan dengan tepat dalam kelompok umurnya, serta mencocokkan rincian piutang usaha dengan dokumen pendukungnya, seperti tanggal faktur, tanggal jatuh tempo dan jumlah faktur

We identified the allowance for impairment losses on trade receivables as a key audit matter as it is a judgmental area.

Our audit procedures in analysing the adequacy of the allowance for impairment losses on trade receivables included, among others, reading contracts with customers and summarizing their key terms, particularly focusing on payment terms; testing historical collections and customer default patterns by recalculating management's calculations to match historical sales transactions with related collections from customers and comparing them with historical loss rates of trade receivables provided per age group used by management and matching details of sales and cash receipts from customers with their supporting documents; as well as checking the accuracy of the aging of trade receivables at end of the reporting period by agreeing with the underlying schedules and recalculating the aging of trade receivables based on samples to determine whether the receivables are appropriately categorized within their age groups, and reconcile the details of trade receivables with their supporting documents, such as invoice dates, due dates and invoice amounts.

Penekanan Suatu Hal

Sebagaimana diungkapkan pada catatan 1d dan 4 atas laporan keuangan konsolidasian terlampir, Grup telah menerapkan PSAK No. 338 "Kombinasi Bisnis Entitas Sepengendali" sehubungan dengan akuisisi PT Fiber Media Indonesia yang merupakan entitas sepengendali. PSAK No. 338 mensyaratkan unsur-unsur laporan keuangan konsolidasian Grup disajikan sedemikian rupa seolah-olah entitas yang diakuisisi tersebut telah bergabung sejak awal terjadi sepengendalian, oleh karena itu laporan keuangan konsolidasian tanggal 31 Desember 2023 dan untuk tahun yang berakhir pada tanggal tersebut serta laporan posisi keuangan tanggal 31 Desember 2022/ 1 Januari 2023 telah disajikan kembali. Opini kami tidak dimodifikasi sehubungan dengan hal tersebut.

Emphasis of Matters

As disclosed in notes 1d and 4 to the consolidated financial statements, the Group has applied PSAK No. 338 "Business Combinations of Entities Under Common Control" in connection with the acquisition of PT Fiber Media Indonesia, which are entities under common control. PSAK No. 338 requires the elements of the consolidated financial statements of the Group to be presented in such a way as if the acquired entity had been merged and common control occurred from the earliest period presented, therefore, the consolidated financial statements as of December 31, 2023 and for the year ended and consolidated statement of financial position as of December 31, 2022/January 1, 2023 have been restated. Our opinion is not modified in respect of this matter.

Hal Lain

Kami sebelumnya telah menerbitkan laporan auditor independen No. 00046/2.0927/AU.1/05/1317-2/1/III/2025 tertanggal 3 Maret 2025 atas laporan keuangan konsolidasian Perusahaan tanggal 31 Desember 2024 dan untuk tahun yang berakhir pada tanggal tersebut. Perusahaan menerbitkan kembali laporan keuangan konsolidasian tersebut yang disertai penyesuaian pengungkapan, sebagaimana dijelaskan pada Catatan 45 atas laporan keuangan konsolidasian.

Other Matters

We have previously issued Independent auditors' report No. 00046/2.0927/AU.1/05/1317-2/1/III/2025 dated March 3, 2025 on the consolidated financial statements of the Company as of December 31, 2024 and for the year then ended. The Company reissued its consolidated financial statements with changes on disclosures, as described in Note 45 to the consolidated financial statements.

Informasi Lain

Manajemen bertanggung jawab atas informasi lain. Informasi lain terdiri dari informasi yang tercantum dalam Laporan Tahunan, tetapi tidak termasuk laporan keuangan konsolidasian dan laporan auditor kami. Laporan Tahunan diharapkan akan tersedia bagi kami setelah tanggal laporan auditor ini.

Other Information

Management is responsible for the other information. The other information comprises the information included in the Annual Report, but does not include the consolidated financial statements and our auditors' report thereon. The annual report is expected to be made available to us after the date of this auditors' report.

Opini kami atas laporan keuangan konsolidasian tidak mencakup informasi lain, dan oleh karena itu, kami tidak menyatakan bentuk keyakinan apapun atas informasi lain tersebut.

Our opinion on the consolidated financial statements does not cover the other information, and accordingly, we do not express any form of assurance conclusion thereon.

Sehubungan dengan audit kami atas laporan keuangan konsolidasian, tanggung jawab kami adalah untuk membaca informasi lain yang teridentifikasi di atas, ketika tersedia dan, dalam melaksanakannya, mempertimbangkan apakah informasi lain mengandung ketidakkonsistenan material dengan laporan keuangan konsolidasian atau pemahaman yang kami peroleh selama audit, atau mengandung kesalahan penyajian material.

In connection with our audit of the consolidated financial statements, our responsibility is to read the other information when it becomes available and, in doing so, consider whether the other information is materially inconsistent with the consolidated financial statements or our knowledge obtained in the audit, or otherwise appears to be materially misstated.

Ketika kami membaca Laporan Tahunan, jika kami menyimpulkan bahwa terdapat suatu kesalahan penyajian material di dalamnya, kami diharuskan untuk mengomunikasikan hal tersebut kepada pihak yang bertanggung jawab atas tata kelola dan melakukan tindakan tepat yang akan dilakukan berdasarkan Standar Audit yang ditetapkan oleh Institut Akuntan Publik Indonesia.

When we read the Annual Report, if we conclude that there is a material misstatement therein, we are required to communicate the matter to those charged with governance and take appropriate actions in accordance with Standards on Auditing established by the Indonesian Institute of Certified Public Accountants.

Tanggung Jawab Manajemen dan Pihak yang Bertanggung Jawab atas Tata Kelola terhadap Laporan Keuangan Konsolidasian

Manajemen bertanggung jawab atas penyusunan dan penyajian wajar laporan keuangan konsolidasian tersebut sesuai dengan Standar Akuntansi Keuangan di Indonesia, dan atas pengendalian internal yang dianggap perlu oleh manajemen untuk memungkinkan penyusunan laporan keuangan konsolidasian yang bebas dari kesalahan penyajian material, baik yang disebabkan oleh kecurangan maupun kesalahan.

Dalam penyusunan laporan keuangan konsolidasian, manajemen bertanggung jawab untuk menilai kemampuan Grup dalam mempertahankan kelangsungan usahanya, mengungkapkan, sesuai dengan kondisinya, hal-hal yang berkaitan dengan kelangsungan usaha, dan menggunakan basis akuntansi kelangsungan usaha, kecuali manajemen memiliki intensi untuk melikuidasi Grup atau menghentikan operasi, atau tidak memiliki alternatif yang realistis selain melaksanakannya.

Pihak yang bertanggung jawab atas tata kelola bertanggung jawab untuk mengawasi proses pelaporan keuangan Grup.

Responsibilities of Management and Those Charged with Governance for the Consolidated Financial Statements

Management is responsible for the preparation and fair presentation of the consolidated financial statements in accordance with Indonesian Financial Accounting Standards, and for such internal control as management determines is necessary to enable the preparation of consolidated financial statements that are free from material misstatement, whether due to fraud or error.

In preparing the consolidated financial statements, management is responsible for assessing the Group's ability to continue as a going concern, disclosing, as applicable, matters related to going concern and using the going concern basis of accounting unless management either intends to liquidate the Group or to cease operations, or has no realistic alternative but to do so.

Those charged with governance are responsible for overseeing the Group's financial reporting process.

Tanggung Jawab Auditor terhadap Audit atas Laporan Keuangan Konsolidasian

Tujuan kami adalah untuk memeroleh keyakinan memadai tentang apakah laporan keuangan konsolidasian secara keseluruhan bebas dari kesalahan penyajian material, baik yang disebabkan oleh kecurangan maupun kesalahan, dan untuk menerbitkan laporan auditor yang mencakup opini kami. Keyakinan memadai merupakan suatu tingkat keyakinan tinggi, namun bukan merupakan suatu jaminan bahwa audit yang dilaksanakan berdasarkan Standar Audit akan selalu mendeteksi kesalahan penyajian material ketika hal tersebut ada. Kesalahan penyajian dapat disebabkan oleh kecurangan maupun kesalahan dan dianggap material jika, baik secara individual maupun secara agregat, dapat diekspektasikan secara wajar akan memengaruhi keputusan ekonomi yang diambil oleh pengguna berdasarkan laporan keuangan konsolidasian tersebut.

Auditors' Responsibilities for the Audit of the Consolidated Financial Statements

Our objectives are to obtain reasonable assurance about whether the consolidated financial statements as a whole are free from material misstatement, whether due to fraud or error, and to issue an auditor's report that includes our opinion. Reasonable assurance is a high level of assurance, but is not a guarantee that an audit conducted in accordance with Standard on Auditing will always detect a material misstatement when it exists. Misstatements can arise from fraud or error and are considered material if, individually or in the aggregate, they could reasonably be expected to influence the economic decisions of users taken on the basis of these consolidated financial statements.

Sebagai bagian dari suatu audit berdasarkan Standar Audit, kami menerapkan pertimbangan profesional dan mempertahankan skeptisisme profesional selama audit. Kami juga:

- Mengidentifikasi dan menilai risiko kesalahan penyajian material dalam laporan keuangan konsolidasian, baik yang disebabkan oleh kecurangan maupun kesalahan, mendesain dan melaksanakan prosedur audit yang responsif terhadap risiko tersebut, serta memperoleh bukti audit yang cukup dan tepat untuk menyediakan basis bagi opini kami. Risiko tidak terdeteksinya kesalahan penyajian material yang disebabkan oleh kecurangan lebih tinggi dari yang disebabkan oleh kesalahan, karena kecurangan dapat melibatkan kolusi, pemalsuan, penghilangan secara sengaja, pernyataan salah, atau pengabaian pengendalian internal.
- Memeroleh suatu pemahaman tentang pengendalian internal yang relevan dengan audit untuk mendesain prosedur audit yang tepat sesuai dengan kondisinya, tetapi bukan untuk tujuan menyatakan opini atas keefektivitasan pengendalian internal Grup.
- Mengevaluasi ketepatan kebijakan akuntansi yang digunakan serta kewajaran estimasi akuntansi dan pengungkapan terkait yang dibuat oleh manajemen.
- Menyimpulkan ketepatan penggunaan basis akuntansi kelangsungan usaha oleh manajemen dan, berdasarkan bukti audit yang diperoleh, apakah terdapat suatu ketidakpastian material yang terkait dengan perstiwa atau kondisi yang dapat menyebabkan keraguan signifikan atas kemampuan Grup untuk mempertahankan kelangsungan usahanya. Ketika kami menyimpulkan bahwa terdapat suatu ketidakpastian material, kami diharuskan untuk menarik perhatian dalam laporan auditor kami ke pengungkapan terkait dalam laporan keuangan konsolidasian atau, jika pengungkapan tersebut tidak memadai, harus menentukan apakah perlu untuk memodifikasi opini kami. Kesimpulan kami didasarkan pada bukti audit yang diperoleh hingga tanggal laporan auditor kami. Namun, peristiwa atau kondisi masa depan dapat menyebabkan Grup tidak dapat mempertahankan kelangsungan usaha.
- Mengevaluasi penyajian, struktur, dan isi laporan keuangan konsolidasian secara keseluruhan, termasuk pengungkapannya, dan apakah laporan keuangan konsolidasian mencerminkan transaksi dan peristiwa yang mendasarinya dengan suatu cara yang mencapai penyajian wajar.

As part of an audit in accordance with Standard on Auditing, we exercise professional judgment and maintain professional skepticism throughout the audit. We also:

- *Identify and assess the risks of material misstatement of the consolidated financial statements, whether due to fraud or error, design and perform audit procedures responsive to those risks, and obtain audit evidence that is sufficient and appropriate to provide a basis for our opinion. The risk of not detecting a material misstatement resulting from fraud is higher than for one resulting from error, as fraud may involve collusion, forgery, intentional omissions, misrepresentations, or the override of internal control.*
- *Obtain an understanding of internal control relevant to the audit in order to design audit procedures that are appropriate in the circumstances, but not for the purpose of expressing an opinion on the effectiveness of the Group's internal control.*
- *Evaluate the appropriateness of accounting policies used and the reasonableness of accounting estimates and related disclosures made by management.*
- *Conclude on the appropriateness of management's use of the going concern basis of accounting and, based on the audit evidence obtained, whether a material uncertainty exists related to events or conditions that may cast significant doubt on the Group's ability to continue as a going concern. If we conclude that a material uncertainty exists, we are required to draw attention in our auditors' report to the related disclosures in the consolidated financial statements or, if such disclosures are inadequate, to modify our opinion. Our conclusions are based on the audit evidence obtained up to the date of our auditors' report. However, future events or conditions may cause the Group to cease to continue as a going concern.*
- *Evaluate the overall presentation, structure and content of the consolidated financial statements, including the disclosures, and whether the consolidated financial statements represent the underlying transactions and events in a manner that achieves fair presentation.*

- Memeroleh bukti audit yang cukup dan tepat terkait informasi keuangan entitas atau aktivitas bisnis dalam Grup untuk menyatakan opini atas laporan keuangan konsolidasian. Kami bertanggung jawab atas arahan, supervisi, dan pelaksanaan audit Grup. Kami tetap bertanggung jawab sepenuhnya atas opini audit kami.

Kami mengomunikasikan kepada pihak yang bertanggung jawab atas tata kelola mengenai, antara lain, ruang lingkup dan saat yang direncanakan atas audit, serta temuan audit signifikan, termasuk setiap defisiensi signifikan dalam pengendalian internal yang teridentifikasi oleh kami selama audit.

Kami juga memberikan suatu pernyataan kepada pihak yang bertanggung jawab atas tata kelola bahwa kami telah mematuhi ketentuan etika yang relevan mengenai independensi, dan mengomunikasikan seluruh hubungan, serta hal-hal lain yang dianggap secara wajar berpengaruh terhadap independensi kami, dan, jika relevan, pengamanan terkait.

Dari hal-hal yang dikomunikasikan kepada pihak yang bertanggung jawab atas tata kelola, kami menentukan hal-hal tersebut yang paling signifikan dalam audit atas laporan keuangan konsolidasian periode kini dan oleh karenanya menjadi hal audit utama. Kami menguraikan hal audit utama dalam laporan auditor kami, kecuali peraturan perundang-undangan melarang pengungkapan publik tentang hal tersebut atau ketika, dalam kondisi yang sangat jarang terjadi, kami menentukan bahwa suatu hal tidak boleh dikomunikasikan dalam laporan kami karena konsekuensi merugikan dari mengomunikasikan hal tersebut akan diekspektasikan secara wajar melebihi manfaat kepentingan publik atas komunikasi tersebut.

- *Obtain sufficient appropriate audit evidence regarding the financial information of the entities or business activities within the Group to express an opinion on the consolidated financial statements. We are responsible for the direction, supervision and performance of the Group audit. We remain solely responsible for our audit opinion.*

We communicate with those charged with governance regarding, among other matters, the planned scope and timing of the audit and significant audit findings, including any significant deficiencies in internal control that we identify during our audit.

We also provide those charged with governance with a statement that we have complied with relevant ethical requirements regarding independence, and to communicate with them all relationships and other matters that may reasonably be thought to bear on our independence, and where applicable, related safeguards.

From the matters communicated with those charged with governance, we determine those matters that were of most significance in the audit of the consolidated financial statements of the current period and are therefore the key audit matters. We describe these matters in our auditors' report unless law or regulation precludes public disclosure about the matter or when, in extremely rare circumstances, we determine that a matter should not be communicated in our report because the adverse consequences of doing so would reasonably be expected to outweigh the public interest benefits of such communication.

Jamaludin, Ardi, Sukimto & Rekan

Raynold Nainggolan
Registrasi Akuntan Publik / *Public Accountant Registration*
No. AP.1317

24 Maret 2025 / *March 24, 2025*

PT REMALA ABADI Tbk DAN ENTITAS ANAK
LAPORAN POSISI KEUANGAN KONSOLIDASIAN
31 Desember 2024 dan 2023
dan 1 Januari 2023
(Disajikan dalam Rupiah, kecuali dinyatakan lain)

PT REMALA ABADI Tbk AND SUBSIDIARIES
CONSOLIDATED STATEMENTS OF
FINANCIAL POSITION
December 31, 2024 and 2023
and January 1, 2023
(Expressed in Rupiah, unless otherwise stated)

	Catatan/ *Notes*	31 Desember 2024/ *December 31, 2024*	31 Desember 2023*)/ *December 31, 2023*)*	1 Januari 2023*)/ *January 1, 2023*)*	
ASET					***ASSETS***
ASET LANCAR					***CURRENT ASSETS***
Kas dan bank	5	12.232.029.244	11.561.916.847	15.174.180.157	*Cash and bank*
Piutang usaha	6				*Trade receivables*
Pihak ketiga		14.725.633.042	9.890.865.756	11.116.110.655	*Third parties*
Pihak berelasi	37	771.730.972	1.695.156.989	2.008.884.444	*Related parties*
Piutang non-usaha - pihak ketiga	7a	1.500.104.916	1.370.009.835	56.557.092	*Non-trade receivables - third parties*
Persediaan	8	67.992.377.284	17.527.482.958	8.613.955.688	*Inventories*
Biaya dibayar dimuka	9	2.166.394.439	1.694.576.965	3.700.123.611	*prepaid expenses*
Uang muka	10	2.586.242.773	6.547.316.024	100.000.000	*Advances*
Pajak dibayar dimuka	22a	715.436.662	-	-	*Prepaid taxes*
Total Aset Lancar		102.689.949.332	50.287.325.374	40.769.811.647	*Total Current Assets*
ASET TIDAK LANCAR					***NON-CURRENT ASSETS***
Piutang non-usaha - pihak ketiga	7b	1.162.932.222	674.062.749	1.476.853.448	*Non-trade receivables - third parties*
Uang muka	10	4.176.690.000	1.279.000.000	-	*Advances*
Investasi pada entitas asosiasi		-	-	729.711.112	*Investment in associates*
Goodwill	11	1.193.614.515	427.672.658	-	*Goodwill*
Aset tetap - neto	12	238.985.401.024	117.952.793.934	73.986.023.636	*Fixed assets - net*
Aset hak guna - neto	13	30.625.151.531	13.327.639.990	2.036.113.611	*Right-of-use assets - net*
Aset pajak tangguhan	22d	1.951.326.366	1.674.681.955	1.376.656.862	*Deferred tax assets*
Aset tidak lancar lainnya	14	419.333.930	241.043.430	123.662.390	*Other non-current assets*
Total Aset Tidak Lancar		278.514.449.588	135.576.894.716	79.729.021.059	*Total Non-Current Assets*
TOTAL ASET		**381.204.398.920**	**185.864.220.090**	**120.498.832.706**	***TOTAL ASSETS***

*) Disajikan kembali (Catatan 4)

**) As restated (Note 4)*

Catatan atas laporan keuangan konsolidasian merupakan bagian yang tidak terpisahkan dari laporan keuangan konsolidasian secara keseluruhan.

The accompanying notes to consolidated financial statements are an integral part of these consolidated financial statements.

	Catatan/ *Notes*	31 Desember 2024/ *December 31, 2024*	31 Desember 2023*)/ December 31, 2023*)	1 Januari 2023*)/ *January 1, 2023*)*	
LIABILITAS DAN EKUITAS					***LIABILITIES AND EQUITY***
LIABILITAS					***LIABILITIES***
LIABILITAS JANGKA PENDEK					***CURRENT LIABILITIES***
Utang bank jangka pendek	15a	10.952.914.283	14.027.877.173	1.814.459.365	
Utang usaha					*Trade payables*
Pihak ketiga	16	17.307.863.802	18.279.545.620	14.379.469.107	*Third parties*
Utang non-usaha					*Non-trade payables*
Pihak ketiga	19	762.955.856	-	-	*Third parties*
Beban akrual	17	6.740.350.818	5.646.995.896	6.832.003.385	*Accrued expenses*
Uang muka pelanggan		206.913.886	-	-	*Advance from customers*
Utang pajak	22b	22.376.498.573	8.834.810.289	7.922.345.217	*Taxes payable*
Utang jangka panjang yang jatuh tempo dalam satu tahun:					*Current maturities of long-term liabilities:*
Utang bank	15b	650.511.825	353.571.432	-	*Bank loans*
Pembiayaan konsumen	18	2.789.422.111	4.071.349.650	1.260.504.632	*Consumer financing*
Liabilitas sewa	20	2.158.340.359	761.865.833	252.796.085	*Lease liabilities*
Total Liabilitas Jangka Pendek		63.945.771.513	51.976.015.893	32.461.577.791	*Total Current Liabilities*
LIABILITAS JANGKA PANJANG					***NON-CURRENT LIABILITIES***
Utang non-usaha					*Non-trade payables*
Pihak berelasi	19,37	32.457.940.713	2.350.000.000	5.450.000.000	*Related parties*
Utang jangka panjang setelah dikurangi bagian yang jatuh tempo dalam satu tahun:					*Long-term liabilities net of current maturities:*
Utang bank	15b	2.672.166.737	1.502.678.562	2.209.821.426	*Bank loans*
Pembiayaan konsumen	18	1.293.412.050	2.909.874.617	670.347.045	*Consumer financing*
Liabilitas sewa	20	14.462.876.576	4.513.603.981	-	*Lease liabilities*
Liabilitas imbalan kerja	21	3.299.100.099	2.746.040.709	2.112.303.980	*Employee benefits liability*
Total Liabilitas Jangka Panjang		54.185.496.175	14.022.197.869	10.442.472.451	*Total Non-Current Liabilities*
Total Liabilitas		118.131.267.688	65.998.213.762	42.904.050.242	***Total Liabilities***

*) Disajikan kembali (Catatan 4)

**) As restated (Note 4)*

PT REMALA ABADI Tbk DAN ENTITAS ANAK
LAPORAN POSISI KEUANGAN KONSOLIDASIAN
31 Desember 2024 dan 2023
dan 1 Januari 2023
(Disajikan dalam Rupiah, kecuali dinyatakan lain)

PT REMALA ABADI Tbk AND SUBSIDIARIES
CONSOLIDATED STATEMENTS OF
FINANCIAL POSITION
December 31, 2024 and 2023
and January 1, 2023
(Expressed in Rupiah, unless otherwise stated)

	Catatan/ *Notes*	31 Desember 2024/ *December 31, 2024*	31 Desember 2023*)/ December 31, 2023*)	1 Januari 2023*)/ *January 1, 2023*)*	
EKUITAS					***EQUITY***
Modal saham - nilai nominal Rp50 per saham pada 31 Desember 2024 dan 2023 dan Rp100.000 pada 1 Januari 2023					*Share capital - par value Rp50 per shares as of December 31, 2024 and 2023 and Rp100,000 as of January 1, 2023*
Modal dasar - 4.400.000.000 saham pada 31 Desember 2024 dan 2023 dan 550 saham pada 1 Januari 2023					*Authorized capital - 4,400,000,000 shares as of December 31, 2024 and 2023 and 550 shares as of January 1, 2023*
Modal ditempatkan dan disetor - 1.375.000.000 saham pada 31 Desember 2024 dan 1.100.000.000 saham pada 31 Desember 2023 dan 250 saham pada 1 Januari 2023	23	68.750.000.000	55.000.000.000	25.000.000	*Issued and fully paid capital - 1,375,000,000 shares as of as of December 31, 2024 and 1,100,000,000 as of December 31, 2023 and 250 shares as of January 1, 2023*
Tambahan modal disetor	24	56.857.515.587	7.271.363.600	7.271.363.600	*Additional paid-in capital*
Proforma dari transaksi restrukturisasi entitas sepengendali	25	-	28.390.552.771	12.305.079.505	*Proforma from restructuring transaction of entities under common control*
Saldo laba					*Retained earnings*
Telah ditentukan penggunaannya		2.000.000.000	1.000.000.000	-	*Appropriated*
Belum ditentukan penggunaannya	26	123.480.274.813	27.890.661.326	57.838.171.482	*Unappropriated*
Rugi komprehensif lain	27	120.684.881	(62.121.168)	(9.993.078)	*Other comprehensive loss*
Ekuitas yang dapat diatribusikan kepada pemilik entitas induk		251.208.475.281	119.490.456.529	77.429.621.509	*Equity attributable to owners of the parent entity*
Kepentingan nonpengendali	28	11.864.655.951	375.549.799	165.160.955	*Noncontrolling interest*
Total Ekuitas		263.073.131.232	119.866.006.328	77.594.782.464	*Total Equity*
TOTAL LIABILITAS DAN EKUITAS		**381.204.398.920**	**185.864.220.090**	**120.498.832.706**	***TOTAL LIABILITIES AND EQUITY***

*) Disajikan kembali (Catatan 4)

**) Restated (Note 4)*

Catatan atas laporan keuangan konsolidasian merupakan bagian yang tidak terpisahkan dari laporan keuangan konsolidasian secara keseluruhan.

The accompanying notes to consolidated financial statements are an integral part of these consolidated financial statements.

PT REMALA ABADI Tbk DAN ENTITAS ANAK
LAPORAN LABA RUGI DAN PENGHASILAN KOMPREHENSIF LAIN KONSOLIDASIAN
Untuk Tahun yang Berakhir pada Tanggal-tanggal 31 Desember 2024 dan 2023
(Disajikan dalam Rupiah, kecuali dinyatakan lain)

PT REMALA ABADI Tbk AND SUBSIDIARIES
CONSOLIDATED STATEMENTS OF PROFIT OR LOSS AND OTHER COMPREHENSIVE INCOME
For the Years Ended December 31, 2024 and 2023
(Expressed in Rupiah, unless otherwise stated)

	Catatan/ *Notes*	2024	2023	
PENDAPATAN	29	348.191.610.324	289.580.376.362	***REVENUE***
BEBAN POKOK PENDAPATAN	30	(84.611.629.053)	(131.449.669.891)	***COST OF REVENUE***
LABA BRUTO		263.579.981.271	158.130.706.471	***GROSS PROFIT***
Beban penjualan	31	(27.891.161.737)	(19.840.096.583)	*Selling expenses*
Beban umum dan administrasi	32	(89.668.690.640)	(70.944.629.927)	*General and administrative expenses*
Beban lain-lain	35	1.532.167.834	(11.293.862.501)	*Other expenses*
LABA USAHA		147.552.296.728	56.052.117.460	***OPERATING PROFIT***
Penghasilan keuangan	33	681.207.466	383.475.326	*Finance income*
Beban keuangan	34	(3.010.296.959)	(1.951.232.545)	*Finance expenses*
LABA SEBELUM BEBAN PAJAK PENGHASILAN		145.223.207.235	54.484.360.241	***PROFIT BEFORE INCOME TAX EXPENSE***
Beban pajak penghasilan - neto	22c	(33.376.651.484)	(12.342.131.660)	*Income tax expense - net*
Laba Sebelum Laba Entitas Anak Dampak Penyesuaian Proforma dari Transaksi Restrukturisasi Entitas Sepengendali		111.846.555.751	42.142.228.581	*Earnings Before Earnings of Subsidiaries Impact of Proforma Adjustments From Restructuring Transactions of Entities Under Common Control*
Laba Entitas Anak Dampak Penyesuaian Proforma dari Transaksi Restrukturisasi Entitas Sepengendali	25	(12.403.658.063)	(16.089.295.903)	*Profit From Subsidiaries Impact of Proforma Adjustments From Restructuring Transactions of Entities Under Common Control*
LABA NETO PERIODE BERJALAN		99.442.897.688	26.052.932.678	***NET PROFIT FOR THE PERIOD***
PENGHASILAN KOMPREHENSIF LAIN				***OTHER COMPREHENSIVE INCOME***
Pos yang tidak akan direklasifikasi ke laba rugi:				***Item that will not be reclassified to profit or loss:***
Pengukuran kembali atas liabilitas imbalan kerja	21	239.290.679	(71.800.919)	*Remeasurement on employee benefits liabilities*
Beban pajak terkait	22d	(52.643.949)	15.796.202	*Related tax expense*
Rugi Komprehensif Lain Entitas Anak Dampak Penyesuaian Proforma dari Transaksi Restrukturisasi Entitas Sepengendali	25	-	3.822.637	*Other Comprehensive Loss before Subsidiaries Impact of Proforma Adjustments from Restructuring Transactions of Entities Under Common Control*
Total Rugi Komprehensif Lain		186.646.730	(52.182.080)	***Total Other Comprehensive Loss***
LABA KOMPREHENSIF PERIODE BERJALAN		**99.629.544.418**	**26.000.750.598**	***COMPREHENSIVE INCOME FOR THE PERIOD***

Catatan atas laporan keuangan konsolidasian merupakan bagian yang tidak terpisahkan dari laporan keuangan konsolidasian secara keseluruhan.

The accompanying notes to consolidated financial statements are an integral part of these consolidated financial statements.

	Catatan/ *Notes*	2024	2023	
Laba Neto yang dapat				***Net Income***
Diatribusikan Kepada:				***Attributable to:***
Pemilik entitas induk		96.589.613.487	26.027.489.844	*Owners of the parent entity*
Kepentingan nonpengendali		2.853.284.201	25.442.834	*Non-controlling interest*
Total		**99.442.897.688**	**26.052.932.678**	***Total***
Laba Komprehensif yang dapat				***Comprehensive Income***
Diatribusikan Kepada:				***Attributable to:***
Pemilik entitas induk		96.772.419.536	25.975.361.754	*Owners of the parent entity*
Kepentingan nonpengendali		2.857.124.882	25.388.844	*Non-controlling interest*
Total		**99.629.544.418**	**26.000.750.598**	***Total***
Laba per Saham				***Earning Per Share***
yang dapat Diatribusikan Kepada				***Attributable to Owners of***
Pemilik Entitas Induk	36	**75,53**	**70,15**	***the Parent Entity***

PT REMALA ABADI Tbk DAN ENTITAS ANAK
LAPORAN PERUBAHAN EKUITAS KONSOLIDASIAN
Untuk Tahun yang Berakhir pada Tanggal-tanggal
31 Desember 2024 dan 2023
(Disajikan dalam Rupiah, kecuali dinyatakan lain)

PT REMALA ABADI Tbk AND SUBSIDIARIES
CONSOLIDATED STATEMENTS OF CHANGES IN EQUITY
For the Years Ended
December 31, 2024 and 2023
(Expressed in Rupiah, unless otherwise stated)

	Ekuitas yang dapat Diatribusikan kepada Pemilik Entitas Induk/ *Equity Attributable to Owners of the Parent Entity*									
	Modal Ditempatkan dan Disetor Penuh/ *Issued and Fully Paid-up Capital*	Tambahan Modal Disetor/ *Additional Paid-in Capital*	Proforma dari Transaksi Restrukturisasi Entitas Sepengendali/ *Proforma from Restructuring Transactions of Entities Under Common Control*	Saldo Laba/ *Retained Earnings*		Rugi Komprehensif Lain/ *Other Comprehensive Loss*	Total/ *Total*	Kepentingan Nonpengendali/ *Non-Controlling Interest*	Total Ekuitas/ *Total Equity*	
				Telah ditentukan Penggunaannya/ *Appropriated*	Belum Ditentukan Penggunaannya/ *Unappropriated*					
Saldo 1 Januari 2023 - dilaporkan sebelumnya	25.000.000	7.271.363.600	-	-	57.838.171.482	(9.993.078)	65.124.542.004	165.160.955	65.289.702.959	*Balance as of January 1, 2023 - as previously reported*
Penyesuaian	-	-	12.305.079.505	-	-	-	12.305.079.505	-	12.305.079.505	*Adjustment*
Saldo 1 Januari 2023 - disajikan kembali	25.000.000	7.271.363.600	12.305.079.505	-	57.838.171.482	(9.993.078)	77.429.621.509	165.160.955	77.594.782.464	*Balance as of January 1, 2023 - as restated*
Akuisisi entitas anak (Catatan 1d)	-	-	-	-	-	-	-	185.000.000	185.000.000	*Acquisition of subsidiaries (Note 1d)*
Laba neto periode berjalan	-	-	-	-	26.027.489.844	-	26.027.489.844	25.442.834	26.052.932.678	*Net profit for the period*
Rugi komprehensif lain	-	-	-	-	-	(52.128.090)	(52.128.090)	(53.990)	(52.182.080)	*Other comprehensive loss*
Dividen saham (Catatan 23)	54.975.000.000	-	-	-	(54.975.000.000)	-	-	-	-	*Share dividend (Note 23)*
Pencadangan saldo laba sebagai cadangan umum (Catatan 23)	-	-	-	1.000.000.000	(1.000.000.000)	-	-	-	-	*Appropriation of retained earnings for general reserve (Note 23)*
Efek penyesuaian proforma pra-akuisisi	-	-	16.085.473.266	-	-	-	16.085.473.266	-	16.085.473.266	*Pre-acquisition proforma adjustment effect*
Saldo 31 Desember 2023	**55.000.000.000**	**7.271.363.600**	**28.390.552.771**	**1.000.000.000**	**27.890.661.326**	**(62.121.168)**	**119.490.456.529**	**375.549.799**	**119.866.006.328**	***Balance as of December 31, 2023***

Catatan atas laporan keuangan konsolidasian merupakan bagian yang tidak terpisahkan dari laporan keuangan konsolidasian secara keseluruhan.

The accompanying notes to consolidated financial statements are an integral part of these consolidated financial statements.

PT REMALA ABADI Tbk DAN ENTITAS ANAK
LAPORAN PERUBAHAN EKUITAS KONSOLIDASIAN
Untuk Tahun yang Berakhir pada Tanggal-tanggal
31 Desember 2024 dan 2023
(Disajikan dalam Rupiah, kecuali dinyatakan lain)

PT REMALA ABADI Tbk AND SUBSIDIARIES
CONSOLIDATED STATEMENTS OF CHANGES IN EQUITY
For the Years Ended
December 31, 2024 and 2023
(Expressed in Rupiah, unless otherwise stated)

	Ekuitas yang dapat Diatribusikan kepada Pemilik Entitas Induk/ *Equity Attributable to Owners of the Parent Entity*									
	Modal Ditempatkan dan Disetor Penuh/ *Issued and Fully Paid-up Capital*	Tambahan Modal Disetor/ *Additional Paid-in Capital*	Proforma dari Transaksi Restrukturisasi Entitas Sepengendali/ *Proforma from Restructuring Transactions of Entities Under Common Control*	Saldo Laba/ *Retained Earnings*		Rugi Komprehensif Lain/ *Other Comprehensive Loss*	Total/ *Total*	Kepentingan Nonpengendali/ *Non-Controlling Interest*	Total Ekuitas/ *Total Equity*	
				Telah ditentukan Penggunaannya/ *Appropriated*	Belum Ditentukan Penggunaannya/ *Unappropriated*					
Saldo 31 Desember 2023	**55.000.000.000**	**7.271.363.600**	**28.390.552.771**	**1.000.000.000**	**27.890.661.326**	**(62.121.168)**	**119.490.456.529**	**375.549.799**	**119.866.006.328**	***Balance as of December 31, 2023***
Setoran modal dari penawaran umum perdana	13.750.000.000	37.950.000.000	-	-	-	-	51.700.000.000	-	51.700.000.000	*Paid-in capital from initial public offering*
Biaya emisi saham	-	(3.000.073.478)	-	-	-	-	(3.000.073.478)	-	(3.000.073.478)	*Share issuance costs*
Akuisisi entitas anak (Catatan 1d)	-	-	-	-	-	-	-	170.995.901	170.995.901	*Acquisition of subsidiaries (Note 1d)*
Setoran modal entitas anak oleh non-pengendali	-	-	-	-	-	-	-	2.453.000.000	2.453.000.000	*Paid-up capital of the subsidiaries from non-controlling interest*
Akuisisi kepentingan non-pengendali	-	(38.853.744)	-	-	-	-	(38.853.744)	(111.146.256)	(150.000.000)	*Acquisition of non-controlling interest*
Pencadangan saldo laba sebagai cadangan umum (Catatan 23)	-	-	-	1.000.000.000	(1.000.000.000)	-	-	-	-	*Appropriation of retained earnings for general reserve (Note 23)*
Laba neto periode berjalan	-	-	-	-	96.589.613.487	-	96.589.613.487	2.853.284.201	99.442.897.688	*Net profit for the period*
Rugi komprehensif lain	-	-	-	-	-	182.806.049	182.806.049	3.840.681	186.646.730	*Other comprehensive loss*
Efek penyesuaian proforma pra-akuisisi	-	-	12.403.658.063	-	-	-	12.403.658.063	-	12.403.658.063	*Pre-acquisition proforma adjustment effect*
Selisih transaksi restrukturisasi entitas sepengendali	-	14.675.079.209	(40.794.210.834)	-	-	-	(26.119.131.625)	6.119.131.625	(20.000.000.000)	*Difference in restructuring transactions of entities under common control*
Saldo 31 Desember 2024	**68.750.000.000**	**56.857.515.587**	**-**	**2.000.000.000**	**123.480.274.813**	**120.684.881**	**251.208.475.281**	**11.864.655.951**	**263.073.131.232**	***Balance as of December 31, 2024***

Catatan atas laporan keuangan konsolidasian merupakan bagian yang tidak terpisahkan dari laporan keuangan konsolidasian secara keseluruhan.

The accompanying notes to consolidated financial statements are an integral part of these consolidated financial statements.

	Catatan/ *Notes*	2024	2023	
ARUS KAS DARI AKTIVITAS OPERASI				***CASH FLOWS FROM OPERATING ACTIVITIES***
Penerimaan dari pelanggan		347.736.599.956	290.145.426.768	*Receipts from customers*
Pembayaran ke pemasok		(181.969.430.417)	(132.348.374.384)	*Payments to suppliers*
Pembayaran ke karyawan		(58.702.899.232)	(40.370.278.401)	*Payments to employees*
Pembayaran beban operasional dan lainnya		(20.597.203.616)	(53.209.799.010)	*Payments of operating expenses and others*
Penerimaan penghasilan keuangan		681.207.466	383.475.326	*Finance income received*
Pembayaran beban keuangan		(3.010.296.959)	(1.951.232.545)	*Finance expenses paid*
Pembayaran pajak penghasilan		(20.682.049.114)	(10.978.389.206)	*Payment of income tax*
Arus Kas Neto Diperoleh dari Aktivitas Operasi		63.455.928.084	51.670.828.548	*Net Cash Flows Used in Operating Activities*
ARUS KAS DARI AKTIVITAS INVESTASI				***CASH FLOWS FROM INVESTING ACTIVITIES***
Perolehan aset tetap	12	(98.866.830.001)	(54.294.732.064)	*Acquisition of fixed assets*
Perolehan aset hak guna	13	(942.000.000)	-	*Acquisition of right of use assets*
Akuisisi entitas anak	1c	(26.154.000.000)	-	*Acquisition of subsidiaries*
Pembayaran uang muka investasi		(4.076.690.000)	-	*Payment of investment advance*
Penerimaan dari piutang non-usaha - pihak ketiga		411.130.527	802.790.699	*Receipt from non-trade receivables - third parties*
Arus Kas Neto Digunakan untuk Aktivitas Investasi		(129.628.389.474)	(53.491.941.365)	*Net Cash Flows Provided by Investing Activities*
ARUS KAS DARI AKTIVITAS PENDANAAN				***CASH FLOW FROM FINANCING ACTIVITIES***
Pembayaran utang bank		(353.571.432)	(353.571.432)	*Payment of bank loans*
Penerimaan utang bank		1.820.000.000	-	*Receipt from bank loans*
Pembayaran pembiayaan konsumen		(2.898.390.106)	(2.379.573.310)	*Payment of consumer financing*
Penerimaan utang pihak ketiga		312.955.856	-	*Received from third parties payables*
Penerimaan (pembayaran) utang pihak berelasi		30.107.940.713	(3.100.000.000)	*Receipt from (payment to) related parties payables*
Pembayaran liabilitas sewa		(11.033.272.874)	(8.171.423.559)	*Payment of lease liabilities*
Setoran modal entitas anak dari nonpengendali		2.453.000.000	-	*Paid-up capital in subsidiary from non-controlling interest*
Penerimaan dari penawaran umum perdana	21,22	51.700.000.000	-	*Proceeds from initial public offering*
Biaya emisi saham	22	(2.198.432.454)	-	*Share issuance costs*
Arus Kas Neto Diperoleh dari (Digunakan untuk) Aktivitas Pendanaan		69.910.229.703	(14.004.568.301)	*Net Cash Flows Provided by (Used in) Financing Activities*

Catatan atas laporan keuangan konsolidasian merupakan bagian yang tidak terpisahkan dari laporan keuangan konsolidasian secara keseluruhan.

The accompanying notes to consolidated financial statements are an integral part of these consolidated financial statements.

	Catatan/ *Notes*	2024	2023	
KENAIKAN (PENURUNAN) NETO KAS DAN BANK DAN CERUKAN		3.737.768.313	(15.825.681.118)	***NET INCREASE (DECREASE) OF CASH AND BANK AND OVERDRAFTS***
KENAIKAN NETO KAS DAN BANK DAN CERUKAN SEHUBUNGAN DENGAN AKUISISI		7.306.974	-	***NET INCREASE OF CASH AND BANK AND OVERDRAFTS RELATED TO ACQUISITION***
KAS DAN BANK DAN CERUKAN PADA AWAL PERIODE		(2.465.960.326)	13.359.720.792	***AND OVERDRAFTS AT THE BEGINNING OF THE PERIOD***
KAS DAN BANK DAN CERUKAN PADA AKHIR PERIODE		**1.279.114.961**	**(2.465.960.326)**	***CASH AND BANK AND OVERDRAFTS AT THE END OF THE PERIOD***

Kas dan bank dan cerukan terdiri dari:

Cash and banks and overdrafts are as follows

	Catatan/ *Notes*	2024	2023	
Kas dan bank	5	12.232.029.244	11.561.916.847	*Cash and bank*
Cerukan	15a	(10.952.914.283)	(14.027.877.173)	*Overdrafts*
Total		**1.279.114.961**	**(2.465.960.326)**	***Total***

Informasi tambahan atas aktivitas yang tidak mempengaruhi arus kas disajikan pada Catatan 40.

Supplementary information on activities that do not affect cash flows is presented in Note 40.

1. UMUM

a. Pendirian Perusahaan

PT Remala Abadi ("Perusahaan") didirikan di Republik Indonesia berdasarkan Akta Notaris No. 5 oleh Fajra Rizqi Nasution, SH., tanggal 15 Maret 2004 dan telah disahkan oleh Menteri Kehakiman dan Hak Asasi Manusia Republik Indonesia dalam Surat Keputusan No. C-12023 HT.01.01.TH.2004 tanggal 13 Mei 2004 dan diumumkan dalam Berita Negara No. 081 Tambahan Berita Negara RI No. 031462 tanggal 10 Oktober 2023. Anggaran Dasar Perusahaan telah mengalami beberapa kali perubahan, terakhir berdasarkan Akta No. 45 tanggal 15 November 2023 oleh Notaris Elizabeth Karina Leonita, SH., M.Kn., Notaris di Jakarta Selatan, yang telah mendapat persetujuan dari Menteri Hukum dan Hak Asasi Manusia Republik Indonesia dalam Surat Keputusan No. AHU-0071258.AH.01.02.TAHUN 2023 tanggal 17 November 2023 dan telah diterima oleh Menteri Hukum dan Hak Asasi Manusia berdasarkan surat No. AHU-AH.01.09-0186388 dan surat No. AHU-AH.01.03-0143300 tanggal 17 November 2023.

Sesuai dengan pasal 3 Anggaran Dasar, Perusahaan bergerak dalam bidang perdagangan dan jasa, yaitu perdagangan komputer dan perlengkapan komputer, piranti lunak serta jasa internet service provider. Saat ini, Perusahaan bergerak dalam bidang jasa internet service provider. Perusahaan memulai kegiatan usaha komersialnya sejak tahun 2004. Domisili Perusahaan adalah di Graha Mustika Ratu Lt. GF, Jl. Gatot Subroto No.74 - 75, Jakarta Selatan, sedangkan Lokasi operasional atau kantor pemasaran berada di 3 (tiga) lokasi yang tersebar di Jakarta Pusat, Jakarta Timur dan Bekasi.

Pemegang saham pengendali Perusahaan adalah Verah Wahyudi Singgih Wong.

1. GENERAL

a. Establishment the Company's

PT Remala Abadi (the "Company") was established in the Republic of Indonesia based on Notarial Deed No. 5 by Fajra Rizqi Nasution, S.H., dated March 15, 2004 and was approved by the Minister of Justice and Human Rights of the Republic of Indonesia in Decree No. C-12023 HT.01.01.TH.2004 dated May 13, 2004 and announced in the State Gazette No. 081 Supplement to the State Gazette of RI No. 031462 dated October 10, 2023. The Company's Articles of Association have been amended several times, most recently based on Deed No. 45 dated November 15, 2023 by Notary Elizabeth Karina Leonita, SH., M.Kn., Notary in South Jakarta, which has been approved by the Minister of Law and Human Rights of the Republic of Indonesia in Decree No. AHU-0071258.AH.01.02.TAHUN 2023 dated November 17, 2023 and has been received by the Minister of Law and Human Rights based on letter No. AHU-AH.01.09-0186388 and letter No. AHU-AH.01.03-0143300 dated November 17, 2023.

In accordance with article 3 of the Articles of Association, the Company is engaged in trading and services, namely trading of computers and computer equipment, software and internet service provider services. Currently, the Company is engaged in internet service provider. The Company started its commercial business activities in 2004. The Company's domicile is at Graha Mustika Ratu Lt. GF, Jl. Gatot Subroto No.74 - 75, South Jakarta, while the operational locations or marketing offices are in 3 (three) locations spread across Central Jakarta, East Jakarta and Bekasi.

The controlling shareholder of the Company is Verah Wahyudi Singgih Wong.

1. UMUM *(Lanjutan)*

b. Penawaran Umum Perdana

Pada tanggal 26 April 2024, Perusahaan memperoleh pernyataan efektif dari Otoritas Jasa Keuangan (OJK) dengan suratnya No. S-58/D.04/2024 untuk melakukan Penawaran Umum Perdana atas 275.000.000 saham dengan nilai nominal Rp50 per saham dengan harga penawaran Rp188 per saham. Pada tanggal 7 Mei 2024, saham-saham tersebut telah dicatatkan pada Bursa Efek Indonesia.

c. Susunan Dewan Komisaris, Direksi dan Komite Audit serta Karyawan

Susunan Dewan Komisaris dan Direksi pada tanggal 31 Desember 2024 dan 2023 adalah sebagai berikut:

***1. GENERAL** (Continued)*

b. Initial Public Offering

On April 26, 2024, the Company obtained an effective statement from the Financial Services Authority (OJK) with its letter No. S-58/D.04/2024 to conduct an Initial Public Offering of 275,000,000 shares with a nominal value of Rp50 per share at an offering price of Rp188 per share. On May 7, 2024, the shares were listed on the Indonesia Stock Exchange.

c. Boards of Commissioners, Directors and Audit Committee and Employees

The composition of the Board of Commissioners and Board of Directors as of December 31, 2024 and 2023 is as follows:

Dewan Komisaris		***Board of Commissioners***
Komisaris Utama	Verah Wahyudi Singgih Wong	*President Commissioner*
Komisaris Independen	Ahmad Alamsyah Saragih	*Independent Commissioner*
Direksi		***Board of Directors***
Direktur Utama	Richard Kartawijaya	*President Director*
Direktur	Samuel Adi Mulia	*Director*

Pada tanggal 26 Februari 2024, Direksi Perusahaan telah menunjuk Maureen Graciela sebagai Sekretaris Perusahaan berdasarkan Surat Keputusan No. 023/CS/RA/IPO/DIR/II/2024.

On February 26, 2024, the Board of Directors of the Company has appointed Maureen Graciela as Corporate Secretary based on Decision Letter No. 023/CS/RA/IPO/DIR/II/2024.

Total remunerasi dari Dewan Komisaris dan Direksi Perusahaan pada tanggal 31 Desember 2024 dan 2023 masing-masing sebesar Rp3.069.038.792 dan Rp609.666.703.

Total remuneration of the Company's Board of Commissioners and Directors as of December 31, 2024 and 2023 amounted to Rp3,069,038,792 and Rp609,666,703, respectively.

Susunan komite audit Perusahaan pada tanggal 31 Desember 2024 dan 2023 adalah sebagai berikut:

The composition of the Company's audit committee as of December 31, 2024 and 2023 is as follows:

Komite Audit		***Audit Committee***
Ketua	Ahmad Alamsyah Saragih	*Chairman*
Anggota	Sudarmana	*Member*
Anggota	Sundara Ichsan	*Member*

1. UMUM *(Lanjutan)*

Jumlah karyawan tetap Perusahaan dan Entitas Anak (selanjutnya secara bersama-sama disebut sebagai "Grup") pada tanggal 31 Desember 2024 dan 2023, masing-masing sebanyak 106 dan 69 karyawan (tidak diaudit).

***1. GENERAL** (Continued)*

The number of permanent employees of the Company and Subsidiaries (hereinafter collectively referred to as the "Group") as of December 31, 2024 and 2023, were 106 and 69 employees, respectively (unaudited).

d. Entitas Anak

Perusahaan memiliki pengendalian pada entitas anak sebagai berikut:

d. Subsidiaries

The Company has control over the Subsidiaries as follows:

Entitas Anak/ *subsidiaries*	Domisili/ *Domicile*	Kegiatan Usaha/ *Business activities*	Mulai Beroperasi Komersial/ Commencement *of Commercial Operations*	*Persentase Kepemilikan/ Percentage of Ownership*		Total Aset Sebelum Dieliminasi/ *Total Assets Before Elimination*	
				31 Desember 2024/ *December 31, 2024*	31 Desember 2023/ *December 31, 2023*	31 Desember 2024/ *December 31, 2024*	31 Desember 2023/ *December 31, 2023*
Kepemilikan langsung/ *direct ownership*							
PT Fiber Media Indonesia (FMI)	Jakarta Selatan	Penyedia jasa layanan internet/ *Internet Service Provider*	2010	85,00%	85,00%	70.147.941.673	185.864.220.090
PT PC 24 Cyber Indonesia (PC 24)	Jawa Barat	Penyedia jasa layanan internet/ *Internet Service Provider*	2006	99,00%	99,00%	35.112.979.204	27.805.636.233
PT Fiber Kerumah Indonesia (FKI)	Jakarta Barat	Perdagangan/ *Trading*	2024	51,00%	-	14.551.698.973	-
PT Solusi Aplikasi Andalan Semesta (SAAS)	Jakarta Timur	Perdagangan dan Pemograman komputer/ *Computer trading and programming*	Belum beroperasi	88,00%	88,00%	495.036.772	667.285.720
PT Akselerasi Informasi Indonesia (AII)	Jakarta Selatan	Perdagangan/ *Trading*	Belum beroperasi	51,00%	50,00%	284.966.130	222.292.512
Kepemilikan tidak langsung/ *indirect ownership*							
Melalui FMI/ *Through FMI*							
PT Jaringan Fiber Indonesia (JFI)	Jawa Barat	Perdagangan/ *Trading*	2022	100%*)	100%*)	1.628.192.023	1.700.327.024

*) Dimiliki FMI, Perusahaan dan PC 24 masing-masing sebesar 75%, 15% dan 10%.

*) *Owned by FMI, the Company and PC 24 each 75%, 15% and 10%.*

1. UMUM *(Lanjutan)*

PT PC 24 Cyber Indonesia ("PC 24")

Perusahaan mendirikan PT PC 24 Cyber Indonesia ("PC 24") berdasarkan Akta Notaris No. 2 oleh Anita Munaf, SH., tanggal 6 Januari 2006 dan telah disahkan oleh Menteri Hukum dan Hak Asasi Manusia Republik Indonesia dalam Surat Keputusan No. C-02103 HT.01.01.TH.2006 tanggal 24 Januari 2006. Anggaran Dasar PC 24 telah mengalami beberapa kali perubahan, terakhir berdasarkan Akta Notaris No. 4 tanggal 10 Juni 2020 oleh Idriansyah Rizal, S.H., M.Kn., mengenai penambahan maksud dan tujuan kegiatan usaha. Perubahan ini telah disetujui oleh Menteri Hukum dan Hak Asasi Manusia dalam Surat Keputusan No. AHU-0040319. AH.01.02.TAHUN 2020 tanggal 13 Juni 2020.

PC 24 bergerak dalam bidang telekomunikasi dengan kabel, aktivitas pemrograman komputer, konstruksi jaringan elektrikal dan telekomunikasi lainnya, serta perdagangan besar dan eceran, yaitu perdagangan komputer dan perlengkapan komputer, serta piranti lunak. Domisili PC 24 adalah di Kota Bekasi, Jawa Barat. Saat ini, PC 24 bergerak dalam bidang jasa internet service provider dan memulai kegiatan usaha komersialnya sejak tahun 2006.

Kepemilikan saham oleh Perusahaan di PC 24 adalah sebesar 99%.

PT Solusi Aplikasi Andalan Semesta ("SAAS")

Perusahaan mendirikan PT Solusi Aplikasi Andalan Semesta ("SAAS") berdasarkan Akta Notaris No. 8 oleh Idriansyah Rizal, S.H., M.Kn., tanggal 29 Agustus 2021 dan telah disahkan oleh Menteri Hukum dan Hak Asasi Manusia Republik Indonesia dalam Surat Keputusan No. AHU-0052254.AH.01. 01.TAHUN 2021 tanggal 24 Agustus 2021 dengan susunan pemegang saham sebagai berikut:

***1. GENERAL** (Continued)*

PT PC 24 Cyber Indonesia ("PC 24")

The Company established PT PC 24 Cyber Indonesia ("PC 24") based on Notarial Deed No. 2 by Anita Munaf, S.H., dated January 6, 2006 and was approved by the Minister of Law and Human Rights of the Republic of Indonesia in Decree No. C-02103 HT.01.01.TH.2006 dated January 24, 2006. The Articles of Association of PC 24 have been amended several times, most recently based on Notarial Deed No. 4 dated June 10, 2020 by Idriansyah Rizal, S.H., M.Kn., regarding the addition of the purpose and objectives of business activities. This amendment has been approved by the Minister of Law and Human Rights in Decree No. AHU-0040319.AH.01.02.TAHUN 2020 dated June 13, 2020.

PC 24 is engaged in cable telecommunications, computer programming activities, construction of electrical networks and other telecommunications, as well as wholesale and retail trade, namely trading in computers and computer equipment, and software. PC 24's domicile is in Bekasi City, West Java. Currently, PC 24 is engaged in internet service provider and started its commercial business activities since 2006.

The Company's shareholding in PC 24 is 99%.

PT Solusi Aplikasi Andalan Semesta ("SAAS")

The Company established PT Solusi Aplikasi Andalan Semesta ("SAAS") based on Notarial Deed No. 8 by Idriansyah Rizal, S.H., M.Kn., dated August 29, 2021 and has been approved by the Minister of Law and Human Rights of the Republic of Indonesia in Decree No. AHU-0052254.AH.01.01.TAHUN 2021 dated August 24, 2021 with the following shareholder composition:

1. UMUM *(Lanjutan)*

a. Perusahaan sebesar Rp400.000.000 atau 400 lembar saham.
b. Tri Sefti Adi sebesar Rp50.000.000 atau 50 lembar saham.
c. Nur Rakhmad Setiawan sebesar Rp50.000.000 atau 50 lembar saham.

Selanjutnya, berdasarkan Akta Notaris No. 8 tanggal 20 Mei 2022 oleh Novita Sari Sianturi, S.H., M.Kn., dan telah diterima oleh Menteri Hukum dan Hak Asasi Manusia dalam Surat Penerimaan Pemberitahuan Perubahan Data SAAS No. AHU-AH.01.09-0016330 tanggal 28 Mei 2022. pemegang saham SAAS menyetujui penjualan/pengalihan seluruh saham milik Nur Rakhmad Setiawan sebanyak 30 lembar saham kepada Moh Reza Pahlevi dan sebanyak 20 lembar saham kepada Perusahaan, serta penjualan/pengalihan 20 lembar saham milik Tri Sefti Adi kepada Perusahaan, sehingga susunan pemegang saham SAAS menjadi sebagai berikut:

a. Perusahaan sebesar Rp440.000.000 atau 440 lembar saham.
b. Tri Sefti Adi sebesar Rp30.000.000 atau 30 lembar saham.
c. Moh Reza Palevi sebesar Rp30.000.000 atau 30 lembar saham.

SAAS bergerak dalam bidang perdagangan besar dan aktivitas pemrograman komputer. Domisili SAAS adalah di Jakarta Timur. SAAS belum memulai kegiatan usaha komersialnya.

Penyetoran modal oleh Perusahaan di SAAS telah dilakukan pada tanggal 13 Desember 2022 sebesar Rp1.000.000 dan pada bulan Maret - Juni 2023 sebesar Rp439.000.000. Berdasarkan Akta Notaris No. 11 tanggal 7 November 2023, para pemegang saham memutuskan memberikan dispensasi dan ratifikasi atas keterlambatan pemenuhan kewajiban penyetoran modal oleh para pemegang saham SAAS. Sehubungan dengan hal tersebut maka SAAS dikonsolidasi ke Perusahaan mulai tanggal 7 November 2023.

***1. GENERAL** (Continued)*

a. Company amounted to Rp400,000,000 or 400 shares.
b. Tri Sefti Adi amounted to Rp50,000,000 or 50 shares.
c. Nur Rakhmad Setiawan amounted to Rp50,000,000 or 50 shares.

Furthermore, based on Notarial Deed No. 8 dated May 20, 2022 by Novita Sari Sianturi, S.H., M.Kn., and has been accepted by the Minister of Law and Human Rights in the Letter of Acceptance of Notification of SAAS Data Changes No. AHU-AH.01. SAAS shareholders approved the sale / transfer of All shares owned by Nur Rakhmad Setiawan amounted to 30 shares to Moh Reza Pahlevi and amounted to 20 shares to the Company, and the sale / transfer of 20 shares owned by Tri Sefti Adi to the Company, so that the composition of SAAS shareholders is as follows:

a. The Company amounted to Rp440,000,000 or 440 shares.
b. Tri Sefti Adi amounted to Rp30,000,000 or 30 shares.
c. Moh Reza Palevi amounted to Rp30,000,000 or 30 shares.

SAAS is engaged in wholesale trading and computer programming activities. The domicile of SAAS is in East Jakarta. SAAS has not yet commenced its commercial business activities.

Paid-up capital by the Company in SAAS have been made on December 13, 2022 amounted to Rp1,000,000 and in March - June 2023 amounted to Rp439,000,000. Based on Notarial Deed No. 11 dated November 7, 2023, the shareholders decided to grant dispensation and ratification of the delay in the fulfillment of capital payment by SAAS shareholders. In connection with this, SAAS consolidated to the Company starting November 7, 2023.

1. UMUM *(Lanjutan)*

PT Akselerasi Informasi Indonesia ("AII")

Perusahaan mendirikan PT Akselerasi Informasi Indonesia ("AII") berdasarkan Akta Notaris No. 18 oleh Kumala Tjahjani Widodo, S.H., MH., M.Kn., tanggal 27 Januari 2023 dan telah disahkan oleh Menteri Hukum dan Hak Asasi Manusia Republik Indonesia dalam Surat Keputusan No. AHU-0007657.AH 01.01.TAHUN 2023 tanggal 31 Januari 2023 dengan kepemilikan Perusahaan di AII sebesar 50% (setara dengan Rp125.000.000 atau 125 lembar saham).

AII bergerak dalam bidang perdagangan besar dan informasi dan komunikasi. Domisili AII adalah di Jakarta Selatan. AII belum memulai kegiatan usaha komersialnya. Penyetoran modal oleh Perusahaan di AII telah dilakukan pada tanggal 14 Maret 2023 sebesar Rp16.390.000 dan pada tanggal 28 Juli 2023 sebesar Rp108.610.000. Berdasarkan Akta Notaris No. 60 tanggal 17 November 2023, para pemegang saham memutuskan memberikan dispensasi dan ratifikasi atas keterlambatan pemenuhan kewajiban penyetoran modal oleh para pemegang saham AII. Sehubungan dengan hal tersebut maka AII dikonsolidasi ke Perusahaan mulai tanggal 17 November 2023.

Berdasarkan Akta Pernyataan Keputusan Para Pemegang Saham AII oleh Notaris Elizabeth Karina Leonita, S.H., M.Kn., No. 32 tanggal 8 Mei 2024, Pemegang saham AII menyetujui peralihan saham sebanyak 125 lembar milik Richard Kartawijaya menjadi milik Perusahaan dan juga menyetujui peningkatan modal disetor dari Rp250.000.000 menjadi sebesar Rp3.000.000.000 yang diambil bagian oleh Perusahaan dan PT Darpa Balakosa Semesta. Sehingga susunan pemegang saham AII menjadi sebagai berikut:

a. Perusahaan sebesar Rp1.530.000.000 atau 1.530 lembar saham.
b. PT Darpa Balakosa Semesta sebesar Rp1.470.000.000 atau 1.470 lembar saham.

***1. GENERAL** (Continued)*

PT Akselerasi Informasi Indonesia ("AII")

The Company established PT Akselerasi Informasi Indonesia ("AII") based on Notarial Deed No. 18 by Kumala Tjahjani Widodo, S.H., MH, M.Kn., dated January 27, 2023 and has been approved by the Minister of Law and Human Rights of the Republic of Indonesia in Decree No. AHU-0007657.AH 01.01.TAHUN 2023 dated January 31, 2023 with the Company's ownership in AII amounted to 50% (equivalent to Rp125,000,000 or 125 shares).

AII is engaged in wholesale trade and information and communication. AII's domicile is in South Jakarta. AII has not yet commenced its commercial business activities. Capital injection by the Company in AII has been made on March 14, 2023 amounted to Rp16,390,000 and on July 28, 2023 amounted to Rp108,610,000. Based on Notarial Deed No. 60 dated November 17, 2023, the shareholders decided to grant dispensation and ratification for the delay in the fulfillment of capital deposit obligations by AII shareholders. In connection with this, AII was consolidated to the Company starting November 17, 2023.

Based on the Deed of Resolution of the Shareholders of AII by Notary Elizabeth Karina Leonita, S.H., M.Kn., No. 32 dated May 8, 2024, the shareholders of AII approved the transfer of 125 shares owned by Richard Kartawijaya to the Company and also approved the increase in paid-up capital from Rp250,000,000 to Rp3,000,000,000 taken by the Company and PT Darpa Balakosa Semesta. So that the composition of AII's shareholders becomes as follows:

a. The Company amounted to Rp1,530,000,000 or 1,530 shares.
b. PT Darpa Balakosa amounted to Rp1,470,000,000 or 1,470 shares.

1. UMUM *(Lanjutan)*

Nilai wajar aset neto yang diambil alih dan jumlah imbalan yang dialihkan adalah sebagai berikut:

Nilai wajar aset neto yang diambil alih	111.146.256	*Fair value of net assets acquired*
Selisih nilai transaksi ekuitas	38.853.744	*Difference in value of equity transaction*
Imbalan yang dialihkan	**150.000.000**	***Consideration transfer***

***1. GENERAL** (Continued)*

Fair value of net assets acquired and total consideration transferred were as follows:

PT Fiber Media Indonesia ("FMI")

FMI bergerak dalam bidang antara lain: konstruksi media magnetik dan media optik; perdagangan peralatan telekomunikasi; serta bidang informasi dan komunikasi. FMI berkedudukan di kota Bekasi, Jawa Barat. FMI memulai kegiatan usaha komersialnya pada tahun 2022.

Berdasarkan Akta Notaris Elizabeth Karina Leonita, S.H., M.Kn., No. 19 tanggal 6 Agustus 2024, disetujui peralihan hak atas saham milik Budi Aditya Erna Mulyanto kepada Perusahaan dengan nilai nominal Rp850.000.000 atau sebesar 85% modal FMI dengan jumlah imbalan yang dialihkan sebesar Rp20.000.000.000. Transaksi akuisisi ini merupakan kombinasi bisnis entitas sepengendali sehubungan pengendali akhir yang sama antara Perusahaan dengan FMI yang dibukukan sesuai dengan PSAK 338 dan menyebabkan laporan keuangan konsolidasian tahun sebelumnya disajikan kembali (Catatan 4).

Nilai tercatat aset neto dan jumlah imbalan yang dialihkan adalah sebagai berikut:

Total aset	56.531.079.826	*Total assets*
Total liabilitas	(15.396.199.632)	*Total liabilities*
Kepemilikan sebelumnya atas entitas anak	(340.669.360)	*Previous ownership of subsidiaries*
Aset neto	40.794.210.834	*Net assets*
Kepentingan nonpengendali	(6.119.131.625)	*Non-controlling interest*
Selisih dari jumlah imbalan yang dialihkan dan jumlah tercatat aset neto yang diambil alih	(14.675.079.209)	*Difference of consideration transferred and carrying amount of net assets acquired*
Imbalan yang dialihkan	**20.000.000.000**	***Consideration transferred***

PT Fiber Media Indonesia ("FMI")

FMI is engaged in, among others: construction of magnetic media and optical media; trading of telecommunications equipment; and information and communications. FMI is domiciled in Bekasi, West Java. FMI started its commercial business activities in 2022.

Based on Notarial Deed of Elizabeth Karina Leonita, S.H., M.Kn., No. 19 dated August 6, 2024, the transfer of shares owned by Budi Aditya Erna Mulyanto to the Company with par value of Rp850,000,000 or 85% of FMI's capital with consideration transfer of Rp20,000,000,000. This acquisition transaction is a business combination of entities under common control with respect to the same ultimate controller between the Company and FMI which was accounted for in accordance with PSAK 338 and accordingly the prior year consolidated financial statements had been restated (Note 4).

Carrying amount of net assets and total consideration transferred were as follows:

1. UMUM *(Lanjutan)*

PT Fiber Kerumah Indonesia ("FKI")

FKI bergerak dalam bidang perdagangan besar dan informasi dan komunikasi. Perusahaan berkedudukan di Jakarta Barat. FKI belum memulai kegiatan usaha komersialnya. Berdasarkan Akta Notaris Elizabeth Karina Leonita, S.H., M.Kn., No. 5 tanggal 3 Juni 2024, Pemegang saham FKI menyetujui peralihan saham sebanyak 4 lembar milik Ardyanto Mulyadi menjadi milik Perusahaan sebesar Rp6.004.000.000 dan juga menyetujui peningkatan modal saham dari Rp200.000.000 menjadi sebesar Rp6.200.000.000 yang hanya disetorkan oleh Perusahaan. Sehingga susunan pemegang saham FKI menjadi sebagai berikut:

a. Perusahaan sebesar Rp6.004.000.000 atau 6.004 lembar saham.
b. Iman Taufik sebesar Rp196.000.000 atau 196 lembar saham.

Nilai wajar aset neto dan jumlah imbalan yang dialihkan adalah sebagai berikut:

Total aset	6.773.108.875	*Total assets*
Total liabilitas	(1.364.054.831)	*Total liabilities*
Nilai wajar aset neto	5.409.054.044	*Fair value of net assets*
Kepentingan nonpengendali	(170.995.901)	*Non-controlling interest*
Goodwill	765.941.857	*Goodwill*
Imbalan yang dialihkan	**6.004.000.000**	***Consideration transfer***

Berdasarkan Akta Pernyataan Keputusan Para Pemegang Saham FKI oleh Notaris Elizabeth Karina Leonita, S.H., M.Kn., No. 129 tanggal 28 November 2024, Pemegang saham FKI menyetujui peralihan saham sebanyak 196 lembar milik Iman Taufik menjadi milik Wukong Technology Partners Limited dan juga menyetujui peningkatan modal disetor dari Rp6.200.000.000 menjadi sebesar Rp50.000.000.000 yang diambil bagian oleh Perusahaan dan Wukong Technology Partners Limited. Sehingga susunan pemegang saham FKI menjadi sebagai berikut:

***1. GENERAL** (Continued)*

PT Fiber Kerumah Indonesia ("FKI")

FKI is engaged in wholesale trade and information and communication. The Company is domiciled in West Jakarta. FKI has not yet commenced its commercial business activities. Based on Notarial Deed of Elizabeth Karina Leonita, S.H., M.Kn., No. 5 dated June 3, 2024, the shareholders of FKI approved the transfer of 4 shares owned by Ardyanto Mulyadi to the Company amounted to Rp6,004,000,000 and also approved an increase in share capital from Rp200,000,000 to Rp6,200,000,000 which was only paid-up by the Company. So that the composition of FKI's shareholders became as follows:

a. The Company amounted to Rp6,004,000,000 or 6,004 shares.
b. Iman Taufik amounted to Rp196,000,000 or 196 shares.

Fair value of net assets and total consideration transferred were as follows:

Based on the Deed of the Shareholder's Decision of FKI by Notary Elizabeth Karina Leonita, S.H., M.Kn., No. 129 dated November 28, 2024, FKI's shareholders approved the transfer of 196 shares owned by Iman Taufik to Wukong Technology Partners Limited and also approved an increase in paid-in capital from Rp6,200,000,000 to Rp50,000,000,000 which was paid-up by the Company and Wukong Technology Partners Limited. So that the composition of FKI's shareholders becomes as follows:

1. UMUM *(Lanjutan)*

a. Perusahaan sebesar Rp25.500.000.000 atau 25.500 lembar saham.
b. Wukong Technology Partners Limited sebesar Rp24.500.000.000 atau 24.500 lembar saham.

PT Jaringan Fiber Indonesia ("JFI")

JFI didirikan di Republik Indonesia berdasarkan Akta Notaris No. 11 oleh Nova Helida, S.H., tanggal 27 Agustus 2021 dan telah disahkan oleh Menteri Hukum dan Hak Asasi Manusia Republik Indonesia dalam Surat Keputusan No. AHU-0056749.AH.01. 01.TAHUN 2021 tanggal 11 September 2021 dan diumumkan dalam Berita Negara No. 081 Tambahan No. 031467 tanggal 10 Oktober 2023.

Sesuai dengan pasal 3 Anggaran Dasar, JFI bergerak di bidang antara lain: konstruksi media magnetik dan media optik; perdagangan peralatan telekomunikasi; serta bidang informasi dan komunikasi. Perusahaan berkedudukan di kota Bekasi, Jawa Barat. Perusahaan memulai kegiatan usaha komersialnya pada tahun 2022.

Berdasarkan Akta Notaris No. 8 tanggal 24 Mei 2023 oleh Idriansyah Rizal, SH., M.Kn, yang telah disetujui oleh Menteri Hukum dan Hak Asasi Manusia Republik Indonesia dalam Surat Keputusan No. AHU-AH.01.09-0120645 tanggal 25 Mei 2023, para pemegang saham JFI menyetujui jual beli saham milik Ferdi Agus Riyanto sebanyak 1.300 saham kepada FMI, sehingga struktur pemegang saham JFI menjadi sebagai berikut:

a) FMI sebanyak 1.500 saham dengan nilai sebesar Rp1.500.000.000.
b) Perusahaan sebanyak 300 saham dengan nilai sebesar Rp300.000.000.
c) PC 24 sebanyak 200 saham dengan nilai sebesar Rp200.000.000.

***1. GENERAL** (Continued)*

a. The Company amounted to Rp25,500,000,000 or 25,500 shares.
b. Wukong Technology Partners Limited amounted to Rp24,500,000,000 or 24,500 shares.

PT Jaringan Fiber Indonesia ("JFI")

JFI was established in the Republic of Indonesia based on Notarial Deed No. 11 by Nova Helida, S.H., dated August 27, 2021 and has been approved by the Minister of Law and Human Rights of the Republic of Indonesia in Decree No. AHU-0056749. AH.01.01.TAHUN 2021 dated September 11, 2021 and announced in State Gazette No. 081 Supplement No. 031467 dated October 10, 2023.

In accordance with article 3 of the Articles of Association, JFI is engaged in, among others: construction of magnetic media and optical media; trading of telecommunications equipment; and information and communications. The Company is domiciled in the city of Bekasi, West Java. The Company commenced its commercial business activities in 2022.

Based on Notarial Deed No. 8 dated May 24, 2023 by Idriansyah Rizal, SH, M.Kn, which was approved by the Minister of Law and Human Rights of the Republic of Indonesia in Decree No. AHU-AH.01.09-0120645 dated May 25, 2023, JFI shareholders approved the sale and purchase of 1,300 shares owned by Ferdi Agus Riyanto to FMI, so that JFI shareholder structure is as follows:

a) FMI amounted to 1,500 shares with a value of Rp1,500,000,000.
b) The Company amounted to 300 shares with a value of Rp300,000,000.
c) PC 24 amounted to 200 shares with a value of Rp200,000,000.

1. UMUM *(Lanjutan)*

PT Mitra Integrasi Bersama ("MIB")

MIB didirikan di Republik Indonesia berdasarkan Akta Notaris No. 11 oleh Daniar Wasdiana, S.H., M.Kn., tanggal 10 Desember 2024 dan telah disahkan oleh Menteri Hukum dan Hak Asasi Manusia Republik Indonesia dalam Surat Keputusan No. AHU-0000571.AH.01.01.TAHUN 2025 tanggal 10 Januari 2025.

Sesuai dengan pasal 3 Anggaran Dasar, MIB bergerak di bidang konstruksi sentral telekomunikasi dan aktivitas telekomunikasi dengan kabel. MIB berkedudukan di Jakarta Utara. MIB belum memulai kegiatan usaha komersialnya.

Pada tanggal 31 Desember 2024, modal MIB belum disetorkan oleh Perusahaan sehingga belum di konsolidasi.

e. Penyelesaian Laporan Keuangan Konsolidasian

Manajemen Perusahaan bertanggung jawab atas penyusunan laporan keuangan konsolidasian ini yang telah disetujui oleh Direksi untuk diterbitkan pada tanggal 24 Maret 2025.

2. INFORMASI KEBIJAKAN AKUNTANSI MATERIAL

a. Dasar Penyusunan Laporan Keuangan Konsolidasian

Laporan keuangan konsolidasian telah disusun sesuai dengan Standar Akuntansi Keuangan ("SAK") di Indonesia, yang mencakup Pernyataan Standar Akuntansi Keuangan ("PSAK") dan Interpretasi Standar Akuntansi Keuangan ("ISAK") yang diterbitkan oleh Dewan Standar Akuntansi Keuangan Ikatan Akuntan Indonesia, serta peraturan regulator pasar modal.

***1. GENERAL** (Continued)*

PT Mitra Integrasi Bersama ("MIB")

JFI was established in the Republic of Indonesia based on Notarial Deed No. 11 by Daniar Wasdiana, S.H., M.Kn., dated December 10, 2024 and has been approved by the Minister of Law and Human Rights of the Republic of Indonesia in Decree No. AHU-0000571.AH.01.01.TAHUN 2025 dated January 10, 2025.

In accordance with article 3 of the Articles of Association, MIB is engaged in the construction of telecommunication centers and telecommunication activities with cables. MIB is domiciled in North Jakarta. MIB has not commenced its commercial business activities yet.

As of December 31, 2024, MIB's capital has not been paid by the Company and therefore has not been consolidated.

e. Completion of The Consolidated Financial Statements

The Company's management is responsible for the preparation and presentation of these consolidated financial statements which were completed and authorized to be issued on March 24, 2025.

2. MATERIAL ACCOUNTING POLICY INFORMATION

a. Basis of Preparation of the Consolidated Financial Statements

The consolidated financial statements have been prepared in accordance with Indonesian Financial Accounting Standards (''FAS''), which include Statements of Financial Accounting Standards (''PSAK'') and Interpretations of Financial Accounting Standards ("ISAK") issued by the Financial Accounting Standards Board of the Indonesian Institute of Accountants, and capital market regulatory regulations.

2. INFORMASI KEBIJAKAN AKUNTANSI MATERIAL *(Lanjutan)*

Kebijakan akuntansi yang diterapkan dalam penyusunan laporan keuangan konsolidasian tanggal 31 Desember 2024 adalah selaras dengan kebijakan akuntansi yang diterapkan dalam penyusunan laporan keuangan konsolidasian Grup tanggal 31 Desember 2023.

Laporan keuangan konsolidasian, kecuali laporan arus kas konsolidasian, telah disusun secara akrual dengan menggunakan konsep biaya perolehan (historical cost), kecuali untuk akun-akun tertentu yang diukur berdasarkan basis lain seperti yang dijelaskan dalam kebijakan akuntansi terkait.

Laporan arus kas konsolidasian disusun dengan menggunakan metode langsung, dan dikelompokkan ke dalam aktivitas operasi, investasi dan pendanaan.

Berikut ini adalah amandemen standar yang berlaku efektif untuk tahun buku yang dimulai pada atau setelah tanggal 1 Januari 2024 namun tidak berdampak terhadap laporan keuangan konsolidasian adalah sebagai berikut:

1. Amendemen PSAK 201: "Penyajian Laporan Keuangan" tentang liabilitas diklasifikasikan sebagai jangka pendek atau jangka Panjang, serta pengungkapan kebijakan akuntansi.
2. Amendemen PSAK 216: "Aset Tetap"
3. Amendemen PSAK 208: "Kebijakan Akuntansi, Perubahan Estimasi Akuntansi dan Kesalahan" tentang definisi estimasi akuntansi.
4. Amendemen PSAK 212: "Pajak Penghasilan" tentang pajak tangguhan terkait aset dan liabilitas yang timbul dari transaksi tunggal.

Implementasi dari standar-standar tersebut tidak memiliki dampak terhadap jumlah yang dilaporkan di tahun berjalan atau tahun sebelumnya.

DSAK-IAI juga mengesahkan perubahan penomoran PSAK dan ISAK yang berlaku efektif 1 Januari 2024, Dimana perubahan ini tidak mempengaruhi substansi pengaturan dalam masing-masing PSAK dan ISAK tersebut.

2. MATERIAL ACCOUNTING POLICY INFORMATION *(Continued)*

The accounting policies applied in the preparation of the consolidated financial statements as of December 31, 2024 are consistent with those applied in the preparation of the consolidated financial statements of the Group as of December 31, 2023.

The consolidated financial statements, except for the consolidated statements of cash flows, have been prepared on an accrual basis using the historical cost concept, except for certain accounts that are measured on other bases as described in the related accounting policies.

The consolidated statements of cash flows are prepared using the direct method, and are categorized into operating, investing and financing activities.

The following amendments to standards that effective for financial years beginning on or after January 1, 2024 but have no impact on the consolidated financial statements are as follows:

1. *Amendment to PSAK 201: "Presentation of Financial Statements" regarding liabilities classified as short-term or long-term, as well as disclosure of accounting policies.*
2. *Amendment to PSAK 216: "Fixed Assets"*
3. *Amendment to PSAK 208: "Accounting Policies, Changes in Accounting Estimates and Errors" regarding the definition of accounting estimates.*
4. *Amendment to PSAK 212: "Income Taxes" regarding deferred taxes related to assets and liabilities arising from a single transaction.*

The implementation of the above standards had no significant impact for the current year or prior financial year.

DSAK-IAI also ratified change to the numbering of PSAK and ISAK which will be effective on January 1, 2024. This changes does not affect the substance of the requirement in each PSAK and ISAK.

2. INFORMASI KEBIJAKAN AKUNTANSI MATERIAL *(Lanjutan)*

b. Prinsip Konsolidasian

Grup menerapkan PSAK No. 110 "Laporan Keuangan Konsolidasian". Laporan keuangan konsolidasian menggabungkan seluruh Entitas Anak yang dikendalikan oleh Perusahaan. Pengendalian diperoleh ketika Perusahaan (investor) terekspos atau memiliki hak atas imbal hasil variabel dari keterlibatannya dengan investee dan memiliki kemampuan untuk mempengaruhi imbal hasil tersebut melalui kekuasaannya atas investee.

Dengan demikian, investor mengendalikan investee jika, dan hanya jika, investor memiliki seluruh hal berikut ini:
(a) kekuasaan atas investee;
(b) eksposur atau hak atas imbal hasil variabel dari keterlibatannya dengan *investee*; dan
(c) kemampuan untuk menggunakan kekuasaannya atas *investee* untuk mempengaruhi jumlah imbal hasil investor.

Konsolidasi atas investee dimulai sejak tanggal investor memperoleh pengendalian atas investee dan berakhir ketika investor kehilangan pengendalian atas investee.

Kepentingan nonpengendali mencerminkan bagian atas laba rugi dan aset neto yang tidak diatribusikan kepada entitas induk dan disajikan secara terpisah dalam laporan laba rugi dan penghasilan komprehensif lain konsolidasian dan ekuitas pada laporan posisi keuangan konsolidasian, dipisahkan dari ekuitas yang dapat diatribusikan kepada entitas induk.

Seluruh penghasilan komprehensif diatribusikan pada pemilik entitas induk dan pada kepentingan nonpengendali bahkan jika hal ini mengakibatkan kepentingan nonpengendali mempunyai saldo defisit.

2. MATERIAL ACCOUNTING POLICY INFORMATION *(Continued)*

b. Principles of Consolidation

The Group applies PSAK No. 110 "Consolidated Financial Statements". The consolidated financial statements incorporate all subsidiaries controlled by the Company. Control is obtained when the Company (investor) is exposed to or has rights to variable returns from its involvement with an investee and has the ability to influence those returns through its control over the investee.

Accordingly, an investor controls an investee if, and only if, the investor has all the following:

(a) power over the investee;
(b) exposure or rights to variable returns from its involvement with the investee; and
(c) the ability to exercise its power over the investee to influence the amount of investor returns.

Consolidation of an investee commences from the date the investor obtains control of the investee and ends when the investor loses control of the investee.

Non-controlling interests represent the portion of profit or loss and net assets not attributable to the parent entity and are presented separately in the consolidated statements of profit or loss and other comprehensive income and equity in the consolidated statements of financial position, separated from equity attributable to the parent entity.

All comprehensive income is attributed to owners of the parent and to non-controlling interests even if this results in the non-controlling interests having a deficit balance.

2. INFORMASI KEBIJAKAN AKUNTANSI MATERIAL *(Lanjutan)*

Perubahan dalam bagian kepemilikan entitas induk pada entitas anak yang tidak mengakibatkan hilangnya pengendalian dicatat sebagai transaksi ekuitas, dimana jumlah tercatat kepentingan pengendali dan nonpengendali disesuaikan untuk mencerminkan perubahan bagian relatifnya atas entitas anak. Perbedaan antara jumlah kepentingan nonpengendali disesuaikan dan nilai wajar imbalan yang diberikan atau diterima diakui secara langsung dalam ekuitas dan diatribusikan pada pemilik entitas induk.

Seluruh saldo akun dan transaksi yang material antar entitas yang dikonsolidasi telah dieliminasi.

Jika entitas induk kehilangan pengendalian pada entitas anak, maka entitas induk:
a) menghentikan pengakuan aset (termasuk setiap goodwill) dan liabilitas entitas anak terdahulu dari laporan posisi keuangan konsolidasian.
b) mengakui sisa investasi pada entitas anak terdahulu pada nilai wajarnya pada tanggal hilangnya pengendalian, dan selanjutnya mencatat sisa investasi tersebut dan setiap jumlah terutang oleh atau kepada entitas anak terdahulu. Nilai wajar tersebut dianggap sebagai nilai wajar pada saat pengakuan awal aset keuangan atau, jika sesuai, biaya perolehan pada saat pengakuan awal investasi pada entitas asosiasi.
c) mengakui keuntungan atau kerugian terkait dengan hilangnya pengendalian yang dapat diatribusikan pada kepentingan pengendali terdahulu.

c. Kombinasi Bisnis

Akuisisi bisnis dicatat dengan menggunakan metode akuisisi. Imbalan yang dialihkan dalam suatu kombinasi bisnis diukur pada nilai wajar yang dihitung sebagai hasil penjumlahan dari nilai wajar tanggal akuisisi atas seluruh aset yang dialihkan oleh Grup, liabilitas yang diakui oleh Grup kepada pemilik sebelumnya dari pihak yang diakuisisi dan kepentingan ekuitas yang diterbitkan oleh Grup dalam pertukaran pengendalian dari pihak yang diakuisisi. Biaya-biaya yang terkait akuisisi diakui dalam laba rugi pada saat terjadinya.

2. MATERIAL ACCOUNTING POLICY INFORMATION *(Continued)*

Changes in the parent's interest in a Subsidiaries that do not result in a loss of control are accounted for as equity transactions, whereby the carrying amounts of the controlling and non-controlling interests are adjusted to reflect the change in their relative interests in the Subsidiaries. The difference between the amount of the adjusted non-controlling interest and the fair value of the consideration given or received is recognized directly in equity and attributed to owners of the parent.

All material account balances and transactions between consolidated entities have been eliminated.

If the parent entity loses control of a Subsidiaries, the parent entity:
a) derecognize the assets (including any goodwill) and liabilities of the former Subsidiaries from the consolidated statement of financial position.
b) recognize the remaining investment in the former Subsidiaries at fair value at the date control is lost, and subsequently record the remaining investment and any amounts due by or to the former Subsidiaries. The fair value is deemed to be the fair value on initial recognition of the financial asset or, where appropriate, the cost on initial recognition of the investment in an associate.
c) recognize gains or losses related to loss of control that are attributable to the former controlling interest.

c. Business Combination

Acquisitions of businesses are accounted for using the acquisition method. The consideration transferred in a business combination is measured at fair value, which is calculated as the sum of the acquisition date fair values of the assets transferred by the Group, liabilities incurred by the Group to the former owners of the acquiree, and the equity interests issued by the Group in exchange for control of the acquiree. Acquisition-related costs are recognized in profit or loss as incurred

2. INFORMASI KEBIJAKAN AKUNTANSI MATERIAL *(Lanjutan)*

Restrukturisasi Entitas Sepengendali

Akuisisi atau pengalihan saham antara entitas sepengendali dicatat sesuai dengan PSAK 338, "Kombinasi Bisnis Entitas Sepengendali". Pengalihan aset, liabilitas, saham dan instrumen kepemilikan lainnya dari entitas sepengendali tidak menghasilkan laba atau rugi bagi perusahaan atau entitas individual dalam kelompok yang sama.

Karena transaksi kombinasi bisnis entitas sepengendali tidak mengakibatkan perubahan substansi ekonomi pemilikan atas aset, liabilitas, saham atau instrumen kepemilikan lainnya yang dipertukarkan, aset atau liabilitas yang dialihkan diakui pada jumlah tercatat sebagai kombinasi bisnis dengan menggunakan metode penyatuan kepemilikan *(pooling-of-interests)*.

Dalam menerapkan metode penyatuan kepemilikan, komponen laporan keuangan untuk periode dimana terjadi restrukturisasi dan untuk periode lain yang disajikan untuk tujuan perbandingan, disajikan sedemikian rupa seolah-olah restrukturisasi telah terjadi sejak awal periode laporan keuangan yang disajikan. Selisih antara nilai tercatat investasi pada tanggal efektif dan harga pengalihan diakui sebagai bagian dari akun "Tambahan Modal Disetor" pada ekuitas dalam laporan posisi keuangan konsolidasian.

d. Kas dan Bank

Kas terdiri dari saldo kas dan bank, dan tidak digunakan sebagai jaminan atau dibatasi penggunaannya.

e. Persediaan

Grup menerapkan PSAK No. 202 "Persediaan". Persediaan dinyatakan sebesar nilai yang lebih rendah antara biaya perolehan atau nilai realisasi neto. Nilai realisasi neto adalah taksiran harga jual dalam kegiatan usaha normal dikurangi estimasi biaya penyelesaian dan taksiran biaya yang diperlukan untuk penjualan.

2. MATERIAL ACCOUNTING POLICY INFORMATION *(Continued)*

Restructuring of Entities Under Common Control

Acquisitions or transfers of shares between entities under common control are accounted for in accordance with PSAK 338, "Business Combinations of Entities under Common Control". Transfers of assets, liabilities, shares and other ownership instruments of entities under common control do not result in gain or loss for the company or individual entities within the same group.

Since business combination transactions of entities under common control do not result in a change in the economic substance of ownership of the assets, liabilities, shares or other ownership instruments exchanged, the transferred assets or liabilities are recognized at their carrying amounts as a business combination using the pooling-of-interests method.

In applying the pooling of interests method, the components of the financial statements for the period in which the restructuring occurred and for other periods presented for comparative purposes are presented as if the restructuring had occurred since the beginning of the financial statements period presented. The difference between the carrying amount of the investment at the effective date and the transfer price is recognized as part of "Additional Paid-in Capital" account in equity in the consolidated statements of financial position.

d. Cash and Banks

Cash consists of cash and bank balances and is not used as collateral or restricted in use.

e. Inventories

The Group applies PSAK No. 202 "Inventories". Inventories are stated at the lower of cost or net realizable value. Net realizable value is the estimated selling price in the normal course of business less estimated costs of completion and estimated costs necessary to sell.

2. INFORMASI KEBIJAKAN AKUNTANSI MATERIAL *(Lanjutan)*

Biaya perolehan ditentukan dengan metode Masuk Pertama Keluar Pertama. Penyisihan persediaan usang ditentukan berdasarkan hasil penelaahan atas keadaan persediaan pada akhir periode pelaporan.

f. Biaya Dibayar Dimuka

Biaya dibayar dimuka diamortisasi sesuai masa manfaatnya dengan menggunakan metode garis lurus.

g. Investasi pada Entitas Asosiasi

Grup menerapkan PSAK No. 228 "Investasi pada entitas asosiasi dan ventura bersama". Entitas asosiasi adalah entitas yang mana Grup memiliki pengaruh signifikan dan bukan merupakan entitas anak maupun bagian partisipasi dalam ventura bersama. Pemilikan, secara langsung maupun tidak langsung, 20% atau lebih hak suara investee dianggap memiliki pengaruh signifikan, kecuali dapat dibuktikan dengan jelas hal yang sebaliknya.

Investasi pada entitas asosiasi dicatat dengan menggunakan metode ekuitas, dimana pada awalnya diakui sebesar biaya perolehan. Selanjutnya, bagian Grup atas laba rugi entitas asosiasi, setelah penyesuaian yang diperlukan terhadap dampak penyeragaman kebijakan akuntansi dan eliminasi laba atau rugi yang dihasilkan dari transaksi antara Grup dan entitas asosiasi, akan menambah atau mengurangi jumlah tercatat investasi tersebut dan diakui sebagai laba rugi Grup. Penerimaan distribusi dari entitas asosiasi mengurangi jumlah tercatat investasi.

Penyesuaian terhadap jumlah tercatat tersebut juga diperlukan jika terdapat perubahan dalam proporsi bagian Grup atas entitas asosiasi yang timbul dari penghasilan komprehensif lain dari entitas asosiasi. Bagian Grup atas perubahan tersebut diakui dalam penghasilan komprehensif lain dari Grup.

2. MATERIAL ACCOUNTING POLICY INFORMATION *(Continued)*

The acquisition cost is determined by the First-in, First-out method. Allowance for inventory obsolescence is determined based on a review of the conditions of inventories at the end of the reporting period.

f. Prepaid expenses

Prepaid expenses are amortized over their useful lives using the straight-line method.

g. Investment in Associates

The Group applies PSAK No. 228 "Investments in associates and joint ventures". An associate is an entity over which the Group has significant influence and is neither a Subsidiaries nor a participating interest in a joint venture. Ownership, directly or indirectly, of 20% or more of the voting rights of an investee is considered to be significant influence, unless it can be clearly demonstrated otherwise.

Investments in associates are accounted for using the equity method, which is initially recognized at cost. Subsequently, the Group's share of the associate's profit or loss, after necessary adjustments for the effects of uniform accounting policies and elimination of gains or losses resulting from transactions between the Group and the associate, increases or decreases the carrying amount of the investment and is recognized in the Group's profit or loss. Receipt of distributions from associates reduces the carrying amount of the investment.

An adjustment to the carrying amount is also required if there is a change in the Group's proportionate interest in the associate arising from the associate's other comprehensive income. The Group's share of such changes is recognized in other comprehensive income of the Group.

2. INFORMASI KEBIJAKAN AKUNTANSI MATERIAL *(Lanjutan)*

Goodwill yang terkait dengan akuisisi entitas asosiasi termasuk dalam jumlah tercatat investasi. Jika terdapat goodwill negatif, maka jumlah tersebut diakui di dalam laba rugi. Goodwill tidak diamortisasi dan dilakukan uji penurunan nilai setiap tahun.

Apabila nilai tercatat investasi telah mencapai nilai nol, kerugian selanjutnya akan diakui hanya jika Grup mempunyai komitmen untuk menyediakan bantuan pendanaan atau menjamin kewajiban entitas asosiasi yang bersangkutan.

Jika investasi pada entitas asosiasi menjadi investasi pada ventura bersama atau sebaliknya, maka entitas melanjutkan penerapan metode ekuitas dan tidak mengukur kembali kepentingan yang tersisa.

Perubahan nilai investasi yang disebabkan oleh terjadinya perubahan nilai ekuitas di entitas asosiasi yang timbul dari transaksi modal di entitas asosiasi dengan pihak ketiga diakui sebagai penghasilan komprehensif lain dan akan diakui sebagai penghasilan atau beban pada saat pelepasan investasi yang bersangkutan.

h. Aset Tetap

Grup menerapkan PSAK No. 216 “Aset Tetap”. Grup telah memilih untuk menggunakan model biaya sebagai kebijakan akuntansi pengukuran aset tetapnya. Penyusutan dihitung dengan metode garis lurus selama masa manfaat aset. Taksiran masa manfaat aset tetap adalah sebagai berikut:

2. MATERIAL ACCOUNTING POLICY INFORMATION *(Continued)*

Goodwill associated with the acquisition of associates is included in the carrying amount of the investment. If negative goodwill exists, the amount is recognized in profit or loss. Goodwill is not amortized and is tested for impairment annually.

If the carrying amount of the investment has reached zero, further losses will be recognized only if the Group has a commitment to provide financial assistance or guarantee the obligations of the associate.

If an investment in an associate becomes an investment in a joint venture or otherwise, the entity continues to apply the equity method and does not remeasure the remaining interest.

Changes in the value of investments caused by changes in the value of equity in associates arising from capital transactions in associates with third parties are recognized as other comprehensive income and will be recognized as income or expense upon disposal of the investment.

h. Fixed Assets

The Group applies PSAK No. 216 “Fixed Assets”. The Group has elected to use the cost model as its accounting policy for measurement of fixed assets. Depreciation is computed using the straight-line method over the useful lives of the assets. The estimated useful lives of fixed assets are as follows:

	Taksiran Masa Manfaat / *Estimated Useful Period*	**Persentase/ *Percentage***	
Bangunan	20 tahun	5%	*Buildings*
Kendaraan	8 tahun	12,5%	*Vehicles*
Peralatan kantor	4 dan 8 tahun	25,0% dan 12,5%	*Office equipments*
Infrastruktur jaringan	8 tahun	12,5%	*Network infrastructure*

2. INFORMASI KEBIJAKAN AKUNTANSI MATERIAL *(Lanjutan)*

Masa manfaat aset tetap dan metode depresiasi ditelaah dan disesuaikan, jika sesuai keadaan, pada setiap akhir periode pelaporan.

Tanah dinyatakan sebesar biaya perolehan dan tidak disusutkan.

Biaya pengurusan legal hak atas tanah dalam bentuk Hak Guna Usaha ("HGU"), Hak Guna Bangunan ("HGB") dan Hak Pakai ("HP") ketika tanah diperoleh pertama kali diakui sebagai bagian dari biaya perolehan tanah pada akun "Aset Tetap" dan tidak diamortisasi. Sementara biaya pengurusan atas perpanjangan atau pembaharuan legal hak atas tanah dalam bentuk HGU, HGB dan HP diakui sebagai bagian dari akun "Beban Ditangguhkan - Neto" pada laporan posisi keuangan konsolidasian dan diamortisasi sepanjang mana yang lebih pendek antara umur hukum dan umur ekonomis tanah.

Beban perbaikan dan pemeliharaan dibebankan pada laba rugi pada saat terjadinya; biaya penggantian atau inspeksi yang signifikan dikapitalisasi pada saat terjadinya dan jika besar kemungkinan manfaat ekonomis di masa depan berkenaan dengan aset tersebut akan mengalir ke Grup, dan biaya perolehan aset dapat diukur secara andal. Aset tetap dihentikan pengakuannya pada saat dilepaskan atau ketika tidak ada manfaat ekonomis masa depan yang diharapkan dari penggunaan atau pelepasannya. Keuntungan atau kerugian yang timbul dari penghentian pengakuan aset dimasukkan dalam laba rugi pada periode aset tersebut dihentikan pengakuannya.

2. MATERIAL ACCOUNTING POLICY INFORMATION *(Continued)*

The useful lives of fixed assets and depreciation methods are reviewed and adjusted, as appropriate, at the end of each reporting period.

Land is stated at cost and is not depreciated.

The cost of obtaining legal rights to land in the form of Cultivation Rights ("HGU"), Building Rights ("HGB") and Use Rights ("HP") when the land is first acquired is recognized as part of the cost of land acquisition in the "Property, Plant and Equipment" account and is not amortized. Meanwhile, the cost of obtaining legal extension or renewal of land rights in the form of HGU, HGB and HP is recognized as part of "Deferred Charges - Net" account in the consolidated statement of financial position and amortized over the shorter of the legal and economic life of the land.

Repair and maintenance expenses are charged to profit or loss as incurred; significant replacement or inspection costs are capitalized when incurred and when it is probable that future economic benefits in respect of the asset will flow to the Group, and the cost of the asset can be measured reliably. Fixed assets are derecognized upon disposal or when no future economic benefits are expected from their use or disposal. Any gain or loss arising on derecognition of the asset is included in profit or loss in the period the asset is derecognized.

2. INFORMASI KEBIJAKAN AKUNTANSI MATERIAL *(Lanjutan)*

i. Penurunan Nilai Aset Non-keuangan

Grup menerapkan PSAK No. 236 "Penurunan Nilai Aset". Pada setiap akhir periode pelaporan, Grup menilai apakah terdapat indikasi aset mengalami penurunan nilai. Jika terdapat indikasi tersebut, maka Grup mengestimasi jumlah terpulihkan aset tersebut. Jumlah terpulihkan suatu aset atau unit penghasil kas adalah jumlah yang lebih tinggi antara nilai wajar dikurangi biaya pelepasan dan nilai pakainya. Jika jumlah terpulihkan suatu aset lebih kecil dari jumlah tercatatnya, maka jumlah tercatat aset tersebut diturunkan nilainya menjadi sebesar jumlah terpulihkan. Rugi penurunan nilai diakui segera dalam laba rugi.

Pembalikan rugi penurunan nilai untuk aset nonkeuangan, diakui jika, dan hanya jika, terdapat perubahan estimasi yang digunakan dalam menentukan jumlah terpulihkan aset sejak pengujian penurunan nilai terakhir diakui. Pembalikan rugi penurunan nilai tersebut diakui segera dalam laba rugi, kecuali aset disajikan pada jumlah revaluasian.

j. Transaksi dengan Pihak-Pihak Berelasi

Grup mengungkapkan transaksi dengan pihak-pihak berelasi berdasarkan PSAK No. 224 "Pengungkapan Pihak-pihak Berelasi". Suatu pihak dianggap berelasi dengan Grup jika:

1. Orang atau anggota keluarga terdekat mempunyai relasi dengan entitas pelapor jika orang tersebut:

   (i) memiliki pengendalian atau pengendalian bersama atas entitas pelapor;
   (ii) memiliki pengaruh signifikan atas entitas pelapor; atau
   (iii) personil manajemen kunci entitas pelapor atau entitas induk entitas pelapor.

2. MATERIAL ACCOUNTING POLICY INFORMATION *(Continued)*

i. Impairment of Non-financial Assets

The Group applies PSAK No. 236 "Impairment of Assets". At the end of each reporting period, the Group assesses whether there is any indication that an asset may be impaired. If such indication exists, the Group estimates the asset's recoverable amount. The recoverable amount of an asset or cash-generating unit is the higher of its fair value less costs of disposal and its value in use. If the recoverable amount of an asset is less than its carrying amount, the carrying amount of the asset is impaired to its recoverable amount. Impairment losses are recognized immediately in profit or loss.

A reversal of an impairment loss for a non-financial asset is recognized if, and only if, there has been a change in the estimates used in determining the asset's recoverable amount since the last impairment test was recognized. The reversal of the impairment loss is recognized immediately in profit or loss, unless the asset is carried at revalued amount.

j. Transaction with Related Parties

The Group discloses transactions with related parties based on PSAK No. 224 "Related Party Disclosures". A party is considered to be related to the Group if:

1. An individual or family member is related to the Group if:

(i) has control or joint control over the reporting entity;
(ii) has *significant influence over the reporting entity; or*
(iii) key management personnel of the reporting entity or a parent of the reporting entity.

2. INFORMASI KEBIJAKAN AKUNTANSI MATERIAL *(Lanjutan)*

2. Suatu entitas berelasi dengan entitas pelapor jika memenuhi salah satu hal berikut:

(i) Entitas dan entitas pelapor adalah anggota dari kelompok usaha yang sama (artinya entitas induk, entitas anak, dan entitas anak berikutnya terkait dengan entitas lain).

(ii) Satu entitas adalah entitas asosiasi atau ventura bersama dari entitas lain (atau entitas asosiasi atau ventura bersama yang merupakan anggota suatu kelompok usaha, yang mana entitas lain tersebut adalah anggotanya).

(iii) Kedua entitas tersebut adalah ventura bersama dari pihak ketiga yang sama.

(iv) Satu entitas adalah ventura bersama dari entitas ketiga dan entitas yang lain adalah entitas asosiasi dari entitas ketiga.

(v) Entitas tersebut adalah suatu program imbalan pasca kerja untuk imbalan kerja dari salah satu entitas pelapor atau entitas yang terkait dengan entitas pelapor. Jika entitas pelapor adalah entitas yang menyelenggarakan program tersebut, maka entitas sponsor juga berelasi dengan entitas pelapor.

(vi) Entitas yang dikendalikan atau dikendalikan bersama oleh orang yang diidentifikasi dalam angka (1).

(vii) Orang yang diidentifikasi dalam angka (1) (i) memiliki pengaruh signifikan atas entitas atau personil manajemen kunci entitas (atau entitas induk dari entitas).

(viii) Entitas, atau anggota dari kelompok dimana entitas merupakan bagian dari kelompok tersebut, menyediakan jasa personal manajemen kunci kepada entitas pelapor atau kepada entitas induk dari entitas pelapor.

Semua transaksi yang signifikan dengan pihak-pihak berelasi diungkapkan dalam catatan atas laporan keuangan konsolidasian.

2. MATERIAL ACCOUNTING POLICY INFORMATION *(Continued)*

2. An individual or family member is related to the Group if:

(i) The entity and the reporting entity are members of the same group (meaning that the parent entity, subsidiaries, and subsequent subsidiaries are related to other entities).

(ii) One entity is an associate or joint venture of another entity (or an associate or joint venture that is a member of a group of which the other entity is a member).

(iii) Both entities are joint ventures of the same third party.

(iv) One entity is a joint venture of a third entity and the other entity is an associate of a third entity.

(v) The entity is a post-employment benefit plan for the employee benefits of either the reporting entity or an entity related to the reporting entity. If the reporting entity is the entity that administers the plan, the sponsoring entity is also related to the reporting entity.

(vi) Entities controlled or jointly controlled by a person identified in (1).

(vii) The person identified in (1)(i) has significant influence over the entity or the key management personnel of the entity (or a parent of the entity).

(viii) The entity, or a member of a group of which the entity is a part, provides key management personnel services to the reporting entity or to a parent of the reporting entity.

All significant transactions with related parties are disclosed in the notes to the consolidated financial statements.

2. INFORMASI KEBIJAKAN AKUNTANSI MATERIAL *(Lanjutan)*

k. Pengakuan Pendapatan dan Beban

Grup mengakui pendapatan sesuai dengan PSAK No. 115, "Pendapatan dari Kontrak dengan Pelanggan", dengan melakukan analisa transaksi melalui metode lima langkah pengakuan pendapatan sebagai berikut:

1. Mengidentifikasi kontrak dengan pelanggan, dimana Grup mencatat kontrak dengan pelanggan hanya jika seluruh kriteria berikut terpenuhi:
   - Kontrak telah disetujui oleh para pihak dalam kontrak
   - Grup dapat mengidentifikasi hak dari para pihak dan jangka waktu pembayaran atas barang yang akan dialihkan.
   - Kontrak memiliki substansi komersial.
   - Kemungkinan besar Grup akan menerima imbalan atas barang yang dialihkan.
2. Mengidentifikasi kewajiban pelaksanaan dalam kontrak.
3. Menentukan harga transaksi.
4. Mengalokasikan harga transaksi pada setiap kewajiban pelaksanaan.
5. Mengakui pendapatan ketika kewajiban pelaksanaan telah dipenuhi (pada suatu waktu tertentu atau sepanjang waktu)

Beban diakui pada saat terjadinya, dengan menggunakan dasar akrual.

l. Pajak Penghasilan

Grup menerapkan PSAK No. 212 "Pajak Penghasilan". Beban pajak kini ditetapkan berdasarkan taksiran laba kena pajak periode berjalan.

Pajak penghasilan dalam laba rugi periode berjalan terdiri dari pajak kini dan tangguhan. Pajak penghasilan diakui dalam laba rugi, kecuali untuk transaksi yang berhubungan dengan transaksi yang diakui langsung dalam ekuitas atau penghasilan komprehensif lain, dalam hal ini diakui dalam ekuitas atau penghasilan komprehensif lain.

2. MATERIAL ACCOUNTING POLICY INFORMATION *(Continued)*

k. Revenue and Expense Recognition

The Group recognizes revenue in accordance with PSAK No. 115, "Revenue from Contracts with Customers", by analyzing transactions through the five-step revenue recognition method as follows:

1. *Identify contracts with customers, where the Group records contracts with customers only if All of the following criteria are met:*
   - *The contract has been approved by the parties to the contract*
   - *The Group can identify the rights of the parties and the payment terms of the goods to be transferred.*
   - *Contracts have commercial substance.*
   - *It is likely that the Group will receive consideration for the transferred goods.*
2. *Identify performance obligations in the contract.*
3. *Determine the transaction price.*
4. *Allocate the transaction price to each performance obligation.*
5. *Recognize revenue when the performance obligation has been fulfilled (at a specific point in time or over time).*

Expenses are recognized when incurred, with an accrual basis.

l. Income Taxes

The Group applied PSAK No. 212 "Income Taxes". Current tax expense is determined based on the estimated taxable profit for the period.

Income tax in profit or loss for the period comprises current and deferred tax. Income tax is recognized in profit or loss, except for transactions that relate to transactions recognized directly in equity or other comprehensive income, in which case it is recognized in equity or other comprehensive income.

2. INFORMASI KEBIJAKAN AKUNTANSI MATERIAL *(Lanjutan)*

Aset pajak kini dan liabilitas pajak kini dilakukan saling hapus jika, dan hanya jika, entitas memiliki hak yang dapat dipaksakan secara hukum untuk melakukan saling hapus jumlah yang diakui; dan memiliki intensi untuk menyelesaikan dengan dasar neto, atau merealisasikan aset dan menyelesaikan liabilitas secara bersamaan.

Aset dan liabilitas pajak tangguhan diakui atas perbedaan temporer antara aset dan liabilitas untuk tujuan komersial dan untuk tujuan perpajakan setiap tanggal pelaporan. Aset pajak tangguhan diakui untuk seluruh perbedaan temporer yang boleh dikurangkan sepanjang besar kemungkinan perbedaan temporer yang boleh dikurangkan tersebut dapat dimanfaatkan untuk mengurangi laba fiskal pada masa yang akan datang. Manfaat pajak di masa mendatang, seperti saldo rugi fiskal yang belum digunakan, diakui sejauh besar kemungkinan realisasi atas manfaat pajak tersebut.

Aset dan liabilitas pajak tangguhan diukur pada tarif pajak yang diharapkan akan digunakan pada periode ketika aset direalisasi atau ketika liabilitas dilunasi berdasarkan tarif pajak (dan peraturan perpajakan) yang berlaku atau secara substansial telah diberlakukan pada akhir periode pelaporan.

Aset pajak tangguhan dan liabilitas pajak tangguhan dilakukan saling hapus jika, dan hanya jika, entitas memiliki hak secara hukum untuk saling hapus aset pajak kini terhadap liabilitas pajak kini, dan aset pajak tangguhan dan liabilitas pajak tangguhan terkait dengan pajak penghasilan yang dikenakan oleh otoritas perpajakan atas entitas kena pajak, yang sama atau entitas kena pajak berbeda yang bermaksud untuk memulihkan aset dan liabilitas pajak kini dengan dasar neto, atau merealisasikan aset dan menyelesaikan liabilitas secara bersamaan, pada setiap periode masa depan yang mana jumlah signifikan atas aset atau liabilitas pajak tangguhan diharapkan diselesaikan atau dipulihkan.

2. MATERIAL ACCOUNTING POLICY INFORMATION *(Continued)*

Current tax assets and current tax liabilities are offset if, and only if, the entity has a legAIly enforceable right to set off the recognized amounts; and has the intention to settle on a net basis, or realize the asset and settle the liability simultaneously.

Deferred tax assets and liabilities are recognized for temporary differences between assets and liabilities for commercial and tax purposes at each reporting date. Deferred tax assets are recognized for AII deductible temporary differences to the extent that it is probable that the deductible temporary differences can be utilized to reduce future taxable profit. Future tax benefits, such as unused tax loss carryforwards, are recognized to the extent that realization of such tax benefits is probable.

Deferred tax assets and liabilities are measured at the tax rates expected to be used in the period when the asset is realized or when the liability is settled based on tax rates (and tax laws) enacted or substantively enacted at the end of the reporting period.

Deferred tax assets and deferred tax liabilities are offset if, and only if, the entity has a legal right to offset current tax assets against current tax liabilities, and the deferred tax assets and deferred tax liabilities relate to income taxes levied by taxation authorities on the same or different taxable entities that intend to recover current tax assets and liabilities on a net basis, or realize the assets and settle the liabilities simultaneously, in each future period in which a significant amount of the deferred tax assets or liabilities is expected to be settled or recovered.

2. INFORMASI KEBIJAKAN AKUNTANSI MATERIAL *(Lanjutan)*

Perubahan terhadap kewajiban perpajakan diakui pada saat penetapan pajak diterima dan/atau, jika Grup mengajukan keberatan dan/atau banding, pada saat keputusan atas keberatan dan/atau banding telah ditetapkan.

m. Transaksi dan Saldo dalam Mata Uang Asing

Grup menerapkan PSAK No. 221 "Pengaruh Perubahan Kurs Valuta Asing". Transaksi dalam mata uang asing dijabarkan ke dalam mata uang fungsional dengan kurs yang berlaku pada saat transaksi dilakukan. Pada akhir periode pelaporan, aset dan liabilitas moneter dalam mata uang asing disesuaikan ke dalam mata uang fungsional menggunakan kurs tengah yang ditetapkan oleh Bank Indonesia pada tanggal terakhir transaksi perbankan pada periode tersebut. Keuntungan atau kerugian yang timbul dari penyesuaian kurs maupun penyelesaian aset dan liabilitas moneter dalam mata uang asing tersebut dikreditkan atau dibebankan sebagai laba rugi periode berjalan.

Kurs penutup yang digunakan pada tanggal 31 Desember 2024 dan 2023 terhadap USD 1 adalah masing-masing sebesar Rp16.162 dan Rp15.416.

n. Instrumen Keuangan

Grup menerapkan PSAK No. 109 "Instrumen Keuangan". Grup mengakui aset dan liabilitas keuangan dalam laporan posisi keuangan konsolidasian jika, dan hanya jika, Grup menjadi salah satu pihak dalam ketentuan kontraktual instrumen keuangan tersebut.

1. Aset Keuangan

Grup mengklasifikasikan aset keuangan dalam kategori berikut ini:

- Grup mengklasifikasikan aset keuangan dalam kategori berikut ini:
- diukur pada nilai wajar melalui penghasilan komprehensif lain atau diukur melalui laba rugi.

2. MATERIAL ACCOUNTING POLICY INFORMATION *(Continued)*

Changes to tax liabilities are recognized when the tax assessment is received and/or, if the Group files an objection and/or appeal, when the decision on the objection and/or appeal has been determined.

m. Foreign Currency Transactions and Balances

The Group applies PSAK No. 221 "The Effects of Changes in Foreign Exchange Rates". Transactions denominated in foreign currencies are translated into the functional currency at the exchange rate prevailing at the time of the transaction. At the end of the reporting period, monetary assets and liabilities denominated in foreign currencies are adjusted into the functional currency using the middle rate determined by Bank Indonesia at the last date of banking transactions during the period. Gains or losses arising from exchange rate adjustments or settlement of foreign currency monetary assets and liabilities are credited or charged to profit or loss for the period.

The closing rates used on December 31, 2024 and 2023 against USD 1 were Rp16,162 and Rp15,416, respectively.

n. Financial Instruments

The Group applies PSAK No. 109 "Financial Instruments". The Group recognizes financial assets and liabilities in the consolidated statement of financial position when, and only when, it becomes a party to the contractual provisions of the financial instrument.

1. Financial Assets

The Group classifies financial assets in the following categories:

- *The Group classifies financial assets in the following categories:*
- *measured at fair value through other comprehensive income or measured through profit or loss.*

2. INFORMASI KEBIJAKAN AKUNTANSI MATERIAL *(Lanjutan)*

Klasifikasi ini tergantung pada model bisnis Grup dan persyaratan kontraktual arus kas.

a) Aset keuangan diukur pada biaya perolehan diamortisasi

Klasifikasi ini berlaku untuk instrumen utang yang dikelola dalam model bisnis dimiliki untuk mendapatkan arus kas dan memiliki arus kas yang memenuhi kriteria "semata-mata dari pembayaran pokok dan bunga".

Pada pengakuan awal, piutang usaha yang tidak memiliki komponen pendanaan yang signifikan, diakui sebesar harga transaksi. Aset keuangan lainnya awalnya diakui sebesar nilai wajar dikurangi biaya transaksi yang terkait. Aset keuangan ini selanjutnya diukur sebesar biaya perolehan diamortisasi menggunakan metode suku bunga efektif. Keuntungan atau kerugian pada penghentian atau modifikasi aset keuangan yang dicatat pada biaya perolehan diamortisasi diakui pada laba rugi.

b) Aset keuangan diukur pada nilai wajar melalui penghasilan komprehensif lain

Klasifikasi ini berlaku untuk aset keuangan berikut ini:

(i) Instrumen utang yang dikelola dengan model bisnis yang bertujuan untuk memiliki aset keuangan dalam rangka mendapatkan arus kas kontraktual dan menjual dan dimana arus kasnya memenuhi kriteria "semata-mata dari pembayaran pokok dan bunga".

2. MATERIAL ACCOUNTING POLICY INFORMATION *(Continued)*

This classification depends on the Group's business model and the contractual terms of the cash flows.

a) Financial assets measured at amortized cost

This classification applies to debt instruments that are managed within the held-for-cash business model and have cash flows that meet the criteria of "solely from principal and interest payments".

On initial recognition, trade receivables that do not have a significant financing component are recognized at transaction price. Other financial assets are initially recognized at fair value less related transaction costs. These financial assets are subsequently measured at amortized cost using the effective interest method. Gains or losses on retirement or modification of financial assets carried at amortized cost are recognized in profit or loss.

b) Financial assets at fair value through other comprehensive income

This classification applies to the following financial assets:

(i) Debt instruments managed under a business model that aims to hold financial assets in order to obtain contractual cash flows and sell and where the cash flows meet the criteria of "solely from principal and interest payments".

2. INFORMASI KEBIJAKAN AKUNTANSI MATERIAL *(Lanjutan)*

Perubahan nilai wajar aset keuangan ini dicatat pada penghasilan komprehensif lain, kecuali pengakuan keuntungan atau kerugian penurunan nilai, penghasilan bunga (termasuk biaya transaksi menggunakan metode suku bunga efektif), keuntungan atau kerugian yang timbul dari penghentian pengakuan, serta keuntungan atau kerugian dari selisih kurs diakui pada laba rugi.

Ketika aset keuangan dihentikan pengakuannya, keuntungan atau kerugian nilai wajar kumulatif yang sebelumnya diakui pada penghasilan komprehensif lain direklasifikasi pada laba rugi.

(ii) Investasi ekuitas dimana Grup telah memilih secara tak terbatalkan untuk menyajikan keuntungan dan kerugian nilai wajar dari revaluasi pada penghasilan komprehensif lain.

Pilihan dapat didasarkan pada investasi individu, namun, tidak berlaku pada investasi ekuitas yang dimiliki untuk diperdagangkan. Keuntungan atau kerugian nilai wajar dari revaluasi investasi ekuitas, termasuk komponen selisih kurs, diakui pada penghasilan komprehensif lain. Ketika investasi ekuitas dihentikan pengakuannya, keuntungan atau kerugian nilai wajar yang sebelumnya diakui dalam penghasilan komprehensif lain tidak direklasifikasi pada laba rugi. Dividen diakui pada laba rugi ketika hak untuk menerima pembayaran telah ditetapkan.

2. MATERIAL ACCOUNTING POLICY INFORMATION *(Continued)*

Changes in the fair value of these financial assets are recorded in other comprehensive income, except that impairment gains or losses, interest income (including transaction costs using the effective interest method), gains or losses arising from derecognition, and foreign exchange gains or losses are recognized in profit or loss.

When a financial asset is derecognized, the cumulative fair value gain or loss previously recognized in other comprehensive income is reclassified to profit or loss.

(ii) Equity investments for which the Group has irrevocably elected to present fair value gains and losses from revaluation in other comprehensive income.

The option can be based on individual investments, however, it does not apply to equity investments held for trading. Fair value gains or losses on revaluation of equity investments, including foreign exchange components, are recognized in other comprehensive income. When an equity investment is derecognized, fair value gains or losses previously recognized in other comprehensive income are not reclassified to profit or loss. Dividends are recognized in profit or loss when the right to receive payment has been established.

2. INFORMASI KEBIJAKAN AKUNTANSI MATERIAL *(Lanjutan)*

c) Aset keuangan diukur pada nilai wajar melalui laba rugi

Klasifikasi ini berlaku untuk aset keuangan berikut ini, dimana dalam semua kasus, biaya transaksi dibebankan pada laba rugi:

(i) Instrumen utang yang tidak memiliki kriteria biaya perolehan diamortisasi atau nilai wajar melalui penghasilan komprehensif lain. Keuntungan atau kerugian nilai wajar selanjutnya akan dicatat pada laba rugi.

(ii) Investasi ekuitas yang dimiliki untuk diperdagangkan atau dimana pilihan penghasilan komprehensif lain tidak berlaku. Keuntungan atau kerugian nilai wajar dan penghasilan dividen terkait diakui pada laba rugi.

Aset keuangan dihentikan pengakuannya ketika hak kontraktual atas arus kas dari aset keuangan tersebut telah berakhir atau telah ditransfer dan Grup telah mentransfer secara substansial seluruh risiko dan manfaat atas kepemilikan aset. Pada saat penghentian pengakuan aset keuangan, selisih antara jumlah tercatat dengan imbalan yang diterima diakui dalam laba rugi.

Penurunan Nilai Aset Keuangan

Penelaahan kerugian kredit ekspektasian masa depan diharuskan untuk: instrumen utang yang diukur pada biaya perolehan diamortisasi atau diukur pada nilai wajar melalui penghasilan komprehensif lain dan piutang usaha yang tidak memberi hak tanpa syarat untuk menerima imbalan.

2. MATERIAL ACCOUNTING POLICY INFORMATION *(Continued)*

c) Financial assets at fair value through profit or loss

This classification applies to the following financial assets, where in AII cases, transaction costs are charged to profit or loss:

(i) Debt instruments that do not meet the criteria of amortized cost or fair value through other comprehensive income. Subsequent fair value gains or losses will be recorded in profit or loss.

(ii) Equity investments held for trading or where the other comprehensive income option is not applicable. Fair value gains or losses and related dividend income are recognized in profit or loss.

A financial asset is derecognized when the contractual rights to the cash flows from the financial asset have expired or have been transferred and the Group has transferred substantiality AII the risks and rewards of ownership. Upon derecognition of a financial asset, the difference between the carrying amount and the consideration received is recognized in profit or loss.

Impairment of Financial Assets

The review of expected future credit losses is required for: debt instruments measured at amortized cost or measured at fair value through other comprehensive income and trade receivables that do not give unconditional rights to receive consideration.

2. INFORMASI KEBIJAKAN AKUNTANSI MATERIAL *(Lanjutan)*

Grup mengakui provisi atas kerugian penurunan nilai untuk kerugian kredit ekspektasian atas aset keuangan yang diukur pada biaya perolehan diamortisasi. Provisi atas kerugian penurunan nilai piutang usaha diukur dengan jumlah yang sama dengan kerugian kredit ekspektasian sepanjang umurnya. Kerugian kredit ekspektasian sepanjang umurnya adalah kerugian kredit ekspektasian yang dihasilkan dari semua kemungkinan kejadian gagal bayar sepanjang umur yang diharapkan dari suatu instrumen keuangan.

Ketika menentukan apakah risiko kredit dari suatu aset keuangan telah meningkat secara signifikan sejak pengakuan awal dan ketika memperkirakan kerugian kredit ekspektasian, Grup mempertimbangkan informasi relevan yang wajar dan dapat dibuktikan dan tersedia tanpa biaya atau usaha yang tidak semestinya. Ini mencakup informasi dan analisis kuantitatif dan kualitatif, berdasarkan pengalaman historis Grup dan penilaian kredit dan termasuk informasi masa depan

Grup menganggap aset keuangan gagal bayar ketika pelanggan tidak mampu membayar kewajiban kreditnya kepada Grup secara penuh. Periode maksimum yang dipertimbangkan ketika memperkirakan kerugian kredit ekspektasian adalah periode maksimum kontrak dimana Grup terekspos terhadap risiko kredit.

Kerugian kredit ekspektasian adalah perkiraan probabilitas-tertimbang dari kerugian kredit. Kerugian kredit diukur sebagai nilai sekarang dari semua kekurangan penerimaan kas (yaitu perbedaan antara arus kas terutang dari suatu entitas berdasarkan kontrak dan arus kas yang diharapkan untuk diterima). Kerugian kredit ekspektasian didiskontokan pada tingkat bunga efektif dari aset keuangan tersebut.

2. MATERIAL ACCOUNTING POLICY INFORMATION *(Continued)*

The Group recognizes provisions for impairment losses for expected credit losses on financial assets measured at amortized cost. Provisions for impairment losses on trade receivables are measured at an amount equal to the expected credit losses over their lives. Expected credit loss over the life is the expected credit loss resulting from AII possible events of default over the expected life of a financial instrument.

When determining whether the credit risk of a financial asset has increased significantly since initial recognition and when estimating expected credit losses, the Group considers relevant information that is reasonable and demonstrable and available without undue cost or effort. This includes both quantitative and qualitative information and analysis, based on the Group's historical experience and credit assessments and including future information

The Group considers a financial asset to be in default when a customer is unable to pay its credit obligations to the Group in full. The maximum period considered when estimating expected credit losses is the maximum contractual period over which the Group is exposed to credit risk.

Expected credit losses are probability-weighted estimates of credit losses. Credit losses are measured as the present value of AII cash receipt shortfAIIs (i.e. the difference between the cash flows due from an entity under a contract and the cash flows it expects to receive). Expected credit losses are discounted at the effective interest rate of the financial asset.

2. INFORMASI KEBIJAKAN AKUNTANSI MATERIAL *(Lanjutan)*

2. Liabilitas Keuangan

Pada saat pengakuan awal, Grup mengukur liabilitas keuangan pada nilai wajar ditambah atau dikurangi, biaya transaksi yang terkait langsung dengan perolehan atau penerbitan liabilitas keuangan. Grup mengklasifikasikan semua liabilitas keuangannya ke dalam kategori liabilitas keuangan yang diukur pada biaya perolehan diamortisasi.

Setelah pengakuan awal, liabilitas keuangan selanjutnya diukur pada biaya perolehan diamortisasi dengan menggunakan metode suku bunga efektif. Keuntungan atau kerugian diakui dalam laba rugi ketika liabilitas keuangan tersebut dihentikan pengakuannya atau mengalami penurunan nilai, dan melalui proses amortisasi.

Grup mengeluarkan liabilitas keuangan dari laporan posisi keuangan konsolidasiannya jika, dan hanya jika, kewajiban yang ditetapkan dalam kontrak dilepaskan atau dibatalkan atau kadaluwarsa. Selisih antara jumlah tercatat liabilitas keuangan yang berakhir atau yang dialihkan ke pihak lain, dan imbalan yang dibayarkan, termasuk aset nonkas yang dialihkan atau liabilitas yang ditanggung diakui dalam laba rugi.

3. Saling Hapus Instrumen Keuangan

Aset keuangan dan liabilitas keuangan saling hapus dan jumlah netonya dilaporkan dalam laporan posisi keuangan konsolidasian jika, dan hanya jika, saat ini memiliki hak yang berkekuatan hukum untuk melakukan saling hapus atas jumlah yang telah diakui dan terdapat niat untuk menyelesaikannya secara neto, atau untuk merealisasikan aset dan menyelesaikan liabilitasnya secara simultan.

2. MATERIAL ACCOUNTING POLICY INFORMATION *(Continued)*

2. Financial Liabilities

On initial recognition, the Group measures financial liabilities at fair value plus, or minus, transaction costs directly attributable to the acquisition or issue of the financial liability. The Group classifies AII its financial liabilities into the category of financial liabilities measured at amortized cost.

Subsequent to initial recognition, financial liabilities are measured at amortized cost using the effective interest method. Gains or losses are recognized in profit or loss when the financial liability is derecognized or impaired, and through the amortization process.

The Group removes a financial liability from its consolidated statement of financial position when, and only when, the obligation specified in the contract is discharged or cancelled or expires. The difference between the carrying amount of a financial liability that is extinguished or transferred to another party, and the consideration paid, including any non-cash assets transferred or liabilities assumed, is recognized in profit or loss.

3. Offsetting of Financial Instruments

Financial assets and financial liabilities are offset and the net amount reported in the consolidated statement of financial position if, and only if, they currently have a legally enforceable right to offset the recognized amounts and there is an intention to settle on a net basis, or to realize the asset and settle the liability simultaneously.

2. INFORMASI KEBIJAKAN AKUNTANSI MATERIAL *(Lanjutan)*

o. Pengukuran Nilai Wajar

Grup menerapkan PSAK No. 113 "Pengukuran Nilai Wajar". Nilai wajar instrumen keuangan yang diperdagangkan di pasar aktif pada setiap tanggal pelaporan ditentukan dengan mengacu pada kuotasi harga pasar atau kuotasi harga pedagang efek (harga penawaran untuk posisi beli dan harga permintaan untuk posisi jual), tidak termasuk pengurangan apapun untuk biaya transaksi.

Untuk instrumen keuangan yang tidak memiliki pasar aktif, nilai wajar ditentukan dengan menggunakan teknik penilaian. Teknik penilaian mencakup penggunaan transaksi pasar terkini yang dilakukan secara wajar oleh pihak-pihak yang berkeinginan dan memahami (recent arm's length market transactions), penggunaan nilai wajar terkini instrumen lain yang secara substansial sama, analisa arus kas yang didiskonto, atau model penilaian lain.

p. Imbalan Kerja

Imbalan Kerja Jangka Pendek

Imbalan kerja jangka pendek merupakan kompensasi yang diberikan oleh Grup seperti gaji, tunjangan, bonus dan pembayaran manfaat pensiun, yang diakui pada saat terutang kepada karyawan.

2. MATERIAL ACCOUNTING POLICY INFORMATION *(Continued)*

o. fair value measurement

The Group applies PSAK No. 113 "Fair Value Measurement". The fair value of financial instruments traded in active markets at each reporting date is determined by reference to quoted market prices or quoted dealer prices (bid price for long positions and ask price for short positions), excluding any deduction for transaction costs.

For financial instruments that do not have an active market, fair value is determined using valuation techniques. Valuation techniques include the use ofrecent arm's length market transactions by willing and understanding parties, the use ofrecent fair values of other instruments that are substantiality similar, discounted cash flow analysis, or other valuation models.

p. Employee Benefits

Short-term Employee Benefits

Short-term employee benefits represent compensation provided by the Group such as salaries, allowances, bonuses and retirement benefit payments, which are recognized when payable to employees.

2. INFORMASI KEBIJAKAN AKUNTANSI MATERIAL *(Lanjutan)*

Imbalan Pascakerja

Pada tanggal 2 Februari 2021, Pemerintah mengundangkan dan memberlakukan Peraturan Pemerintah No. 35 Tahun 2021 (PP 35/2021) untuk melaksanakan ketentuan Pasal 81 dan Pasal 185(b) UU No. 11/2020 mengenai Cipta Kerja, yang bertujuan untuk menciptakan lapangan kerja yang seluas-luasnya bagi rakyat Indonesia secara merata, dalam rangka memenuhi kehidupan yang layak. PP 35/2021 mengatur mengenai perjanjian alih daya, waktu kerja, waktu istirahat dan pemutusan hubungan kerja, yang dapat mempengaruhi manfaat imbalan minimum yang harus dibayar kepada para karyawan. PSAK No. 219 mensyaratkan entitas menggunakan metode "*Projected Unit Credit*" untuk menentukan nilai kini kewajiban imbalan pasti, biaya jasa kini terkait, dan biaya jasa lalu.

Ketika Grup memiliki surplus dalam program imbalan pasti, maka Grup mengukur aset imbalan pasti pada jumlah yang lebih rendah antara surplus program imbalan pasti dan batas atas aset yang ditentukan dengan menggunakan tingkat diskonto.

Grup mengakui komponen biaya imbalan pasti, kecuali SAK mensyaratkan atau mengizinkan biaya tersebut sebagai biaya perolehan aset, sebagai berikut:

(a) biaya jasa dalam laba rugi;
(b) bunga neto atas liabilitas (aset) imbalan pasti neto dalam laba rugi; dan
(c) pengukuran kembali liabilitas (aset) imbalan pasti neto dalam penghasilan komprehensif lain.

Pengukuran kembali atas liabilitas (aset) imbalan pasti neto yang diakui dalam penghasilan komprehensif lain tidak direklasifikasi ke laba rugi pada periode berikutnya. Akan tetapi, Grup dapat mengalihkan jumlah yang diakui sebagai penghasilan komprehensif lain tersebut pada pos lain dalam ekuitas.

2. MATERIAL ACCOUNTING POLICY INFORMATION *(Continued)*

Post-employment Benefits

On February 2, 2021, the Government promulgated and enforced Government Regulation No. 35 of 2021 (PP 35/2021) to implement the provisions of Article 81 and Article 185(b) of Law No. 11/2020 on Job Creation, which aims to create the widest possible employment opportunities for the Indonesian people equAIly, in order to fulfill a decent life. Government Regulation 35/2021 regulates outsourcing agreements, working time, rest periods and termination of employment, which may affect the minimum benefit payable to employees. PSAK No. 219 requires entities to use the "Projected Unit Credit" method to determine the present value of the defined benefit obligation, related current service cost, and past service cost.

When the Group has a surplus in a defined benefit plan, the Group measures the defined benefit asset at the lower of the defined benefit plan surplus and the asset ceiling determined using the discount rate.

The Group recognizes the components of defined benefit costs, unless SAK requires or permits such costs to be included in the cost of an asset, as follows:

(a) service charge in profit or loss;
(b) net interest on the net defined benefit liability (asset) in profit or loss; and
(c) remeasurement of the net defined benefit liability (asset) in other comprehensive income.

Remeasurements of the net defined benefit liability (asset) recognized in other comprehensive income are not reclassified to profit or loss in subsequent periods. However, the Group may transfer the amount recognized in other comprehensive income to other items in equity.

2. INFORMASI KEBIJAKAN AKUNTANSI MATERIAL *(Lanjutan)*

Bunga neto dihitung dengan menggunakan tingkat diskonto terhadap liabilitas atau aset imbalan pasti neto. Biaya jasa terdiri dari biaya jasa kini dan biaya jasa lalu, keuntungan dan kerugian kurtailmen dan penyelesaian tidak rutin, jika ada. Beban atau pendapatan bunga neto, dan biaya jasa diakui dalam laba rugi.

Grup mengakui biaya jasa lalu sebagai beban pada tanggal yang lebih awal antara ketika amandemen atau kurtailmen program terjadi dan ketika Grup mengakui biaya restrukturisasi terkait atau pesangon. Grup mengakui keuntungan atau kerugian atas penyelesaian program imbalan pasti pada saat penyelesaian terjadi.

Kurtailmen terjadi ketika Grup mengurangi secara signifikan jumlah pekerja yang ditanggung oleh program, atau mengubah ketentuan program imbalan pasti sehingga unsur yang signifikan dari jasa masa depan karyawan saat ini tidak lagi memenuhi syarat atas imbalan, atau akan memenuhi syarat hanya untuk imbalan yang dikurangi.

q. Sewa

Grup menerapkan PSAK No. 116, "Sewa".

Grup sebagai Penyewa

Grup menerapkan pendekatan pengakuan dan pengukuran tunggal untuk semua sewa, kecuali untuk sewa jangka pendek dan sewa aset bernilai rendah. Grup mengakui liabilitas sewa untuk melakukan pembayaran sewa dan aset hak-guna yang mewakili hak untuk menggunakan aset pendasar.

2. MATERIAL ACCOUNTING POLICY INFORMATION *(Continued)*

Net interest is calculated by applying a discount rate to the net defined benefit liability or asset. Service cost comprises current and past service cost, gains and losses on curtailment and non-recurring settlements, if any. Net interest expense or income, and service cost are recognized in profit or loss.

The Group recognizes past service cost as an expense at the earlier of the date when the plan amendment or curtailment occurs and when the Group recognizes the related restructuring or severance costs. The Group recognizes gains or losses on settlement of defined benefit plans when settlement occurs.

A curtailment occurs when the Group significantly reduces the number of employees covered by the plan, or changes the terms of a defined benefit plan so that a significant element of the employees' current future service is no longer eligible for benefits, or will be eligible only for reduced benefits.

q. Lease

The Group applies PSAK No. 116, "Leases"

Group as Tenant

The Group applies a single recognition and measurement approach for all leases, except for short-term leases and low-value asset leases. The Group recognizes a lease liability for making lease payments and a right-of-use asset representing the right to use the underlying asset.

2. INFORMASI KEBIJAKAN AKUNTANSI MATERIAL *(Lanjutan)*

Aset Hak-Guna

Aset hak guna diukur pada biaya perolehan, dikurangi dengan akumulasi penyusutan dan penurunan nilai. Biaya perolehan aset hak guna meliputi jumlah pengukuran liabilitas sewa, biaya langsung awal yang dikeluarkan oleh penyewa, dan pembayaran sewa yang dilakukan pada atau sebelum tanggal permulaan, dikurangi dengan insentif sewa yang diterima. Aset hak-guna disusutkan selama jangka waktu yang lebih pendek antara umur manfaat aset hak-guna atau masa sewa.

Liabilitas Sewa

Liabilitas sewa diukur pada nilai kini pembayaran sewa yang belum dibayar. Setiap pembayaran sewa dialokasikan antara porsi pelunasan liabilitas dan biaya keuangan. Liabilitas sewa, disajikan sebagai liabilitas jangka panjang kecuali untuk bagian yang jatuh tempo dalam waktu 12 bulan atau kurang yang disajikan sebagai liabilitas jangka pendek. Unsur bunga dalam biaya keuangan dibebankan ke laba rugi selama masa sewa yang menghasilkan tingkat suku bunga konstan atas saldo liabilitas.

Grup tidak mengakui aset hak-guna dan liabilitas sewa untuk:
- sewa jangka-pendek yang memiliki masa sewa 12 bulan atau kurang; atau
- sewa yang asetnya bernilai rendah. Pembayaran yang dilakukan untuk sewa tersebut dibebankan ke laba rugi dengan dasar garis lurus selama masa sewa.

Grup sebagai Pesewa

Apabila Grup memiliki aset yang disewakan melalui sewa pembiayaan, nilai kini pembayaran sewa diakui sebagai piutang. Selisih antara nilai piutang bruto dan nilai kini piutang tersebut diakui sebagai penghasilan sewa pembiayaan tangguhan. Penghasilan sewa diakui selama masa sewa dengan menggunakan metode investasi neto yang mencerminkan suatu tingkat pengembalian periodik yang konstan.

2. MATERIAL ACCOUNTING POLICY INFORMATION *(Continued)*

Right-of-Use Assets

Right-of-use assets are measured at cost, less accumulated depreciation and impairment. The cost of a right-of-use asset includes the sum of the measurement of the lease liability, initial direct costs incurred by the lessee, and lease payments made on or before the inception date, less any lease incentives received. Right-of-use assets are depreciated over the shorter of the useful life of the right-of-use asset or the lease term.

Lease Liabilities

Lease liabilities are measured at the present value of unpaid lease payments. Each lease payment is AIlocated between the repayment portion of the liability and finance costs. Lease liabilities are presented as long-term liabilities except for the portion due in 12 months or less which are presented as current liabilities. The interest element of finance costs is charged to profit or loss over the lease term resulting in a constant interest rate on the liability balance.

The Group does not recognize right-of-use assets and lease liabilities for:
- *short-term leases that have a lease term of 12 months or less; or*
- *leases where the asset is of low value. Payments made for such leases are charged to profit or loss on a straight-line basis over the lease term.*

Group as Lessee

If the Group owns assets leased under finance leases, the present value of lease payments is recognized as a receivable. The difference between the gross receivable and the present value of the receivable is recognized as deferred finance lease income. Rental income is recognized over the lease term using the net investment method which reflects a constant periodic rate of return.

2. INFORMASI KEBIJAKAN AKUNTANSI MATERIAL *(Lanjutan)*

Apabila aset disewakan melalui sewa operasi, aset disajikan di laporan posisi keuangan sesuai sifat aset tersebut. Penghasilan sewa diakui sebagai pendapatan dengan dasar garis lurus selama masa sewa.

r. Informasi Segmen

Grup menerapkan PSAK No. 108 "Segmen Operasi". Grup mengungkapkan informasi yang memungkinkan pengguna laporan keuangan untuk mengevaluasi sifat dan dampak keuangan dari aktivitas bisnis dan menggunakan "pendekatan manajemen" dalam menyajikan informasi segmen menggunakan dasar yang sama seperti halnya pelaporan internal. Segmen operasi dilaporkan dengan cara yang konsisten dengan pelaporan internal yang disampaikan kepada pengambil keputusan operasional. Dalam hal ini pengambil keputusan operasional yang mengambil keputusan strategis adalah Direksi.

s. Laba atau Rugi per Saham

Grup menerapkan PSAK No. 223 "Laba per Saham". Laba atau rugi per saham dasar dihitung dengan membagi laba atau rugi yang dapat diatribusikan kepada pemegang saham biasa entitas induk, dengan jumlah rata-rata tertimbang saham biasa yang beredar, dalam suatu periode.

3. PERTIMBANGAN, ESTIMASI DAN ASUMSI AKUNTANSI YANG SIGNIFIKAN

Penyusunan laporan keuangan konsolidasian, sesuai dengan Standar Akuntansi Keuangan di Indonesia, mewajibkan manajemen untuk membuat estimasi dan pertimbangan yang mempengaruhi jumlah-jumlah yang dilaporkan dalam laporan keuangan konsolidasian. Sehubungan dengan adanya ketidakpastian yang melekat dalam membuat estimasi, hasil sebenarnya yang dilaporkan di masa mendatang dapat berbeda dengan jumlah estimasi yang dibuat.

2. MATERIAL ACCOUNTING POLICY INFORMATION *(Continued)*

If the asset is leased under an operating lease, the asset is presented in the statement of financial position according to the nature of the asset. Rental income is recognized as revenue on a straight-line basis over the lease term.

r. Segment Information

The Group applied PSAK No. 108 "Operating Segments". The Group discloses information that enables users of the financial statements to evaluate the nature and financial effects of its business activities and uses a "management approach" in presenting segment information on the same basis as internal reporting. Operating segments are reported in a manner consistent with internal reporting to the chief operating decision maker. In this case, the operational decision maker who makes strategic decisions is the Board of Directors.

s. Profit or Loss per Share

The Group applied PSAK No. 223 "Earnings per Share". Basic earnings or loss per share is calculated by dividing the profit or loss attributable to ordinary shareholders of the parent entity, by the weighted average number of ordinary shares outstanding, for the period.

3. SIGNIFICANT ACCOUNTING JUDGEMENTS, ESTIMATES AND ASSUMPTIONS

The preparation of the consolidated financial statements, in accordance with Indonesian Financial Accounting Standards, requires management to make estimates and judgments that affect the amounts reported in the consolidated financial statements. Due to the inherent uncertainty in making estimates, actual results reported in the future may differ from the amounts estimated.

3. PERTIMBANGAN, ESTIMASI DAN ASUMSI AKUNTANSI YANG SIGNIFIKAN *(Lanjutan)*

Grup mendasarkan estimasi dan pertimbangannya pada parameter yang tersedia pada saat laporan keuangan konsolidasian disusun. Situasi mengenai perkembangan masa depan mungkin berubah akibat perubahan pasar atau situasi di luar kendali Grup. Perubahan tersebut dicerminkan dalam pertimbangan terkait pada saat terjadinya.

Estimasi dan pertimbangan berikut ini dibuat oleh manajemen dalam rangka penerapan kebijakan akuntansi Grup yang memiliki pengaruh paling signifikan atas jumlah yang diakui dalam laporan keuangan konsolidasian:

Klasifikasi aset keuangan dan liabilitas keuangan

Grup menetapkan klasifikasi atas aset dan liabilitas tertentu sebagai aset keuangan dan liabilitas keuangan dengan mempertimbangkan apakah definisi yang ditetapkan PSAK No. 109 dipenuhi. Dengan demikian, aset keuangan dan liabilitas keuangan diakui sesuai dengan kebijakan akuntansi Grup seperti diungkapkan pada Catatan 2.

Menentukan nilai wajar dan perhitungan dari instrumen keuangan

Grup mencatat aset dan liabilitas keuangan tertentu pada nilai wajar melalui laba rugi dan pada biaya perolehan diamortisasi, yang mengharuskan penggunaan estimasi akuntansi. Sementara komponen signifikan atas pengukuran nilai wajar dan asumsi yang digunakan dalam perhitungan biaya perolehan diamortisasi ditentukan menggunakan bukti objektif yang dapat diverifikasi, jumlah nilai wajar atau amortisasi dapat berbeda jika Grup menggunakan metodologi penilaian atau asumsi yang berbeda. Perubahan tersebut dapat mempengaruhi secara langsung laba rugi Grup. Penjelasan lebih rinci diungkapkan dalam Catatan 38.

3. SIGNIFICANT ACCOUNTING JUDGEMENTS, ESTIMATES AND ASSUMPTIONS *(Continued)*

The Group bases its estimates and judgments on the parameters available at the time the consolidated financial statements are prepared. The situation regarding future developments may change due to market changes or situations beyond the Group's control. Such changes are reflected in the related judgments as they occur.

The following estimates and judgments are made by management in the application of the Group's accounting policies that have the most significant effect on the amounts recognized in the consolidated financial statements:

Classification of financial assets and financial liabilities

The Group determines the classification of certain assets and liabilities as financial assets and financial liabilities by considering whether the definitions set out in PSAK No. 109 are met. Accordingly, financial assets and financial liabilities are recognized in accordance with the Group's accounting policies as disclosed in Note 2.

Determine the fair value and accounting of financial instruments

The Group records certain financial assets and liabilities at fair value through profit or loss and at amortized cost, which requires the use of accounting estimates. While the significant components of the fair value measurement and the assumptions used in the calculation of amortized cost are determined using verifiable objective evidence, the fair value or amortization amount may differ if the Group uses different valuation methodologies or assumptions. Such changes may directly affect the Group's profit or loss. A more detailed explanation is disclosed in Note 38.

3. PERTIMBANGAN, ESTIMASI DAN ASUMSI AKUNTANSI YANG SIGNIFIKAN *(Lanjutan)*

Menilai jumlah terpulihkan dari aset nonkeuangan

Penyisihan penurunan nilai pasar dan keusangan persediaan diestimasi berdasarkan fakta dan situasi yang tersedia, termasuk namun tidak terbatas kepada, kondisi fisik persediaan yang dimiliki, harga jual pasar, estimasi biaya penyelesaian dan estimasi biaya yang timbul untuk penjualan. Penyisihan dievaluasi kembali dan disesuaikan jika terdapat tambahan informasi yang memengaruhi jumlah yang diestimasi. Penjelasan lebih rinci diungkapkan dalam Catatan 8.

Jumlah terpulihkan aset tetap didasarkan pada estimasi dan asumsi khususnya mengenai prospek pasar dan arus kas terkait dengan aset. Estimasi arus kas masa depan mencakup perkiraan mengenai pendapatan masa depan. Setiap perubahan dalam estimasi ini mungkin memiliki dampak material terhadap pengukuran jumlah terpulihkan dan bisa mengakibatkan penyesuaian penyisihan penurunan nilai yang sudah dibukukan. Penjelasan lebih rinci diungkapkan dalam Catatan 12.

Penyisihan atas kerugian penurunan nilai piutang

Grup mengevaluasi akun piutang tertentu yang diketahui bahwa pelanggan tertentu tidak dapat memenuhi kewajiban keuangannya. Dalam hal tersebut, Grup menggunakan pertimbangan, berdasarkan fakta dan situasi yang tersedia, termasuk namun tidak terbatas pada, jangka waktu hubungan dengan pelanggan dan status kredit dari pelanggan berdasarkan catatan kredit dari pihak ketiga yang tersedia dan faktor pasar yang telah diketahui, untuk mencatat penyisihan spesifik atas pelanggan terhadap jumlah terutang guna mengurangi jumlah piutang yang diharapkan dapat diterima oleh Grup. Penyisihan spesifik ini dievaluasi kembali dan disesuaikan jika tambahan informasi yang diterima mempengaruhi jumlah penyisihan atas penurunan nilai piutang. Penjelasan lebih lanjut diungkapkan dalam Catatan 6.

3. SIGNIFICANT ACCOUNTING JUDGEMENTS, ESTIMATES AND ASSUMPTIONS *(Continued)*

Assess the recoverable amount of non-financial assets

Allowance for decline in market value and obsolescence of inventories is estimated based on available facts and circumstances, including but not limited to, the physical condition of the inventories held, market selling prices, estimated costs of completion and estimated costs incurred to sell. allowances are reevaluated and adjusted as additional information becomes available that affects the estimated amounts. Further details are disclosed in Note 8.

The recoverable amount of property, plant and equipment is based on estimates and assumptions, particularly regarding the market outlook and cash flows associated with the assets. Estimates of future cash flows include estimates of future revenues. Any change in these estimates may have a material impact on the measurement of the recoverable amount and may result in an adjustment to the recorded impairment allowance. Further details are disclosed in Note 12.

Allowance for impairment loss on receivables

The Group evaluates certain accounts receivable where it is known that certain customers may not be able to fulfill their financial obligations. In such cases, the Group uses judgment, based on available facts and circumstances, including but not limited to, the duration of the relationship with the customer and the credit standing of the customer based on available third party credit records and known market factors, to record a specific allowance for the customer against amounts due to reduce the amount of receivables the Group expects to receive. These specific allowances are re-evaluated and adjusted if additional information received affects the amount of the allowance for impairment of receivables. Further explanation is disclosed in Note 6.

3. PERTIMBANGAN, ESTIMASI DAN ASUMSI AKUNTANSI YANG SIGNIFIKAN *(Lanjutan)*

Menentukan metode penyusutan dan estimasi masa manfaat aset tetap

Biaya perolehan aset tetap disusutkan dengan menggunakan metode garis lurus berdasarkan estimasi masa manfaatnya. Manajemen mengestimasi masa manfaat aset tetap 4 tahun sampai dengan 20 tahun. Ini adalah ekspektasi umur yang secara umum diterapkan dalam industri dimana Grup menjalankan bisnisnya. Perubahan tingkat pemakaian dan perkembangan teknologi dapat mempengaruhi masa manfaat dan nilai sisa aset, dan karenanya beban penyusutan masa depan mungkin direvisi. Penjelasan lebih rinci diungkapkan dalam Catatan 12.

Estimasi beban dan liabilitas imbalan kerja

Penentuan liabilitas dan beban untuk imbalan kerja Grup tergantung pada pemilihan asumsi yang digunakan dalam menghitung jumlah tersebut. Asumsi tersebut termasuk antara lain tingkat diskonto, tingkat kenaikan gaji, tingkat pengunduran diri, tingkat kecacatan, umur pensiun dan tingkat mortalitas. Hasil aktual yang berbeda dari asumsi yang ditetapkan Grup langsung diakui dalam laba rugi pada saat terjadinya. Sementara Grup berkeyakinan bahwa asumsi tersebut adalah wajar dan sesuai, perbedaan signifikan pada hasil aktual atau perubahan signifikan dalam asumsi yang ditetapkan Grup dapat mempengaruhi secara material liabilitas dan beban imbalan kerja. Penjelasan lebih lanjut diungkapkan dalam Catatan 21.

Menentukan pajak penghasilan

Pertimbangan signifikan dilakukan dalam menentukan provisi atas pajak penghasilan badan. Terdapat transaksi dan perhitungan tertentu yang penentuan pajak akhirnya tidak pasti sepanjang kegiatan usaha normal. Dalam situasi tertentu, Grup tidak dapat menentukan secara pasti jumlah liabilitas pajak mereka pada saat ini atau masa depan karena proses pemeriksaan oleh otoritas perpajakan. Grup mengakui liabilitas atas pajak penghasilan badan yang diharapkan berdasarkan estimasi apakah akan terdapat tambahan pajak penghasilan badan yang akan jatuh tempo. Penjelasan lebih rinci diungkapkan dalam Catatan 22.

3. SIGNIFICANT ACCOUNTING JUDGEMENTS, ESTIMATES AND ASSUMPTIONS *(Continued)*

Determine the depreciation method and estimated useful life of fixed assets

The cost of fixed assets is depreciated using the straight-line method based on their estimated useful lives. Management estimates the useful lives of fixed assets to be 4 years to 20 years. This is the expected life that is generality applied in the industry in which the Group conducts its business. Changes in usage levels and technological developments may affect the useful lives and residual values of assets, and therefore future depreciation charges may be revised. Further details are disclosed in Note 12.

Estimate of employee benefits expense and liability

The determination of the Group's liabilities and expenses for employee benefits depends on the selection of assumptions used in calculating these amounts. These assumptions include, among others, discount rate, rate of salary increase, resignation rate, disability rate, retirement age and mortality rate. Actual results that differ from the assumptions set by the Group are recognized immediately in profit or loss as they occur. While the Group believes that the assumptions are reasonable and appropriate, significant differences in actual results or significant changes in the Group's assumptions could materiality affect the liabilities and expenses for employee benefits. Further explanation is disclosed in Note 21.

Determine income tax

Significant judgment is exercised in determining the provision for corporate income tax. There are certain transactions and calculations for which the ultimate tax determination is uncertain in the normal course of business. In certain circumstances, the Group may not be able to determine with certainty the amount of its current or future tax liabilities due to audits by taxation authorities. The Group recognizes a liability for expected corporate income tax based on an estimate of whether there will be additional corporate income tax due. Further details are disclosed in Note 22.

3. PERTIMBANGAN, ESTIMASI DAN ASUMSI AKUNTANSI YANG SIGNIFIKAN *(Lanjutan)*

Aset pajak tangguhan diakui apabila besar kemungkinannya bahwa laba kena pajak akan tersedia. Estimasi signifikan oleh manajemen disyaratkan dalam menentukan jumlah aset pajak tangguhan yang dapat diakui, berdasarkan saat penggunaan dan tingkat laba kena pajak dan strategi perencanaan pajak masa depan. Namun tidak terdapat kepastian bahwa Grup dapat menghasilkan laba kena pajak yang cukup untuk memungkinkan penggunaan sebagian atau keseluruhan dari aset pajak tangguhan tersebut. Penjelasan lebih rinci diungkapkan dalam Catatan 22.

3. *SIGNIFICANT ACCOUNTING JUDGEMENTS, ESTIMATES AND ASSUMPTIONS (Continued)*

Deferred tax assets are recognized to the extent that it is probable that taxable profit will be available. Significant estimates by management are required in determining the amount of deferred tax assets that can be recognized, based on the timing and level of taxable profits and future tax planning strategies. However, there can be no assurance that the Group will generate sufficient taxable profit to AIlow the utilization of some or AII of the deferred tax assets. Further details are disclosed in Note 22.

4. PENYAJIAN KEMBALI LAPORAN KEUANGAN KONSOLIDASIAN

Perusahaan juga telah menyajikan kembali laporan keuangan konsolidasian tanggal 31 Desember 2023 dan 1 Januari 2023 sehubungan dengan akuisisi entitas sepengendali (Catatan 1c). Penyajian kembali tersebut sesuai dengan PSAK 338 yang mensyaratkan unsur-unsur laporan keuangan konsolidasian dari Perusahaan harus disajikan sedemikian rupa seolah-olah perusahaan yang diakuisisi tersebut telah bergabung sejak awal terjadi sepengendalian.

4. *RESTATEMENT OF THE CONSOLIDATED FINANCIAL STATEMENTS*

The Company has also restated the consolidated financial statements as of December 31, 2023 and January 1, 2023 in connection with the acquisition of entities under common control (Note 1c). The restatement is in accordance with PSAK 338 which requires the elements of the consolidated financial statements of the Company to be presented in such a way as if the acquired companies had been merged and common control occurred from the earliest period presented.

Dampak dari penyajian kembali adalah sebagai berikut:

The impact of the restatement is as follows:

	Dilaporkan Sebelumnya/ *Previously Reported*	Penyesuaian/ *Adjustment*	Disajikan *Kembali/ As Restated*	
31 Desember 2023				***December 31, 2023***
LAPORAN POSISI KEUANGAN				***STATEMENT OF FINANCIAL POSITION***
ASET LANCAR				***CURRENT ASSETS***
Kas dan bank	9.440.496.783	2.121.420.064	11.561.916.847	*Cash and bank*
Piutang usaha				*Trade receivables*
Pihak ketiga	3.494.778.324	6.396.087.432	9.890.865.756	*Third parties*
Pihak berelasi	1.437.366.657	257.790.332	1.695.156.989	*Related parties*
Piutang non-usaha				*Non-trade receivables*
Pihak ketiga	1.370.009.835	-	1.370.009.835	*Third parties*
Persediaan	12.124.390.559	5.403.092.399	17.527.482.958	*Inventories*
Biaya dibayar dimuka	343.108.374	1.351.468.591	1.694.576.965	*prepaid expenses*
Uang muka	7.726.316.024	(1.179.000.000)	6.547.316.024	*Advances*

4. PENYAJIAN KEMBALI LAPORAN KEUANGAN KONSOLIDASIAN *(Lanjutan)*

4. *RESTATEMENT OF THE CONSOLIDATED FINANCIAL STATEMENTS (Continued)*

	Dilaporkan Sebelumnya/ *Previously Reported*	Penyesuaian/ *Adjustment*	Disajikan *Kembali/ As Restated*	
31 Desember 2023				***December 31, 2023***
ASET TIDAK LANCAR				***NON-CURRENT ASSETS***
Uang muka	100.000.000	1.179.000.000	1.279.000.000	*Advances*
Investasi pada entitas asosiasi	456.891.917	(456.891.917)	-	*Investment in associate*
Piutang non-usaha				*Non-trade receivables*
Pihak ketiga	-	674.062.749	674.062.749	*Third parties*
Pihak berelasi	3.707.674.348	(3.707.674.348)	-	*Related parties*
Aset tetap	92.628.290.579	25.324.503.355	117.952.793.934	*Fixed assets*
Aset hak guna	12.710.736.093	616.903.897	13.327.639.990	*Right-of-use assets*
Aset pajak tangguhan	1.225.295.691	449.386.264	1.674.681.955	*Deferred tax assets*
Goodwill	-	427.672.658	427.672.658	*Goodwill*
LIABILITAS JANGKA PENDEK				***CURRENT LIABILITIES***
Utang bank jangka pendek	12.602.714.636	1.425.162.537	14.027.877.173	
Utang usaha - pihak ketiga	15.449.371.731	2.830.173.889	18.279.545.620	*Trade payables - third parties*
Beban akrual	4.414.848.193	1.232.147.703	5.646.995.896	*Accrued expenses*
Utang pajak	7.592.339.670	1.242.470.619	8.834.810.289	*Taxes payable*
Utang jangka panjang yang				*Current maturities of*
jatuh tempo dalam satu tahun:				*long-term liabilities:*
Pembiayaan konsumen	3.339.189.887	732.159.763	4.071.349.650	*Consumer financing*
Liabilitas sewa	692.476.700	69.389.133	761.865.833	*Lease liabilities*
LIABILITAS JANGKA PANJANG				***NON-CURRENT LIABILITIES***
Utang jangka panjang setelah				
dikurangi bagian yang jatuh tempo				*Long-term liabilities net of*
dalam satu tahun:				*current maturities:*
Utang bank	-	1.502.678.562	1.502.678.562	*Bank loans*
Pembiayaan konsumen	2.223.014.297	686.860.320	2.909.874.617	*Consumer financing*
Liabilitas sewa	4.148.632.393	364.971.588	4.513.603.981	*Lease liabilities*
Liabilitas imbalan kerja	2.612.829.682	133.211.027	2.746.040.709	*Employee benefits liability*
EKUITAS				***EQUITY***
Proforma dari transaksi restrukturisasi				*Proforma from restructuring transaction*
entitas sepengendali	-	28.390.552.771	28.390.552.771	*of entities under common control*

4. PENYAJIAN KEMBALI LAPORAN KEUANGAN KONSOLIDASIAN *(Lanjutan)*

4. *RESTATEMENT OF THE CONSOLIDATED FINANCIAL STATEMENTS (Continued)*

	Dilaporkan Sebelumnya/ *Previously Reported*	Penyesuaian/ *Adjustment*	Disajikan *Kembali/ As Restated*	
1 Januari 2023				***January 1, 2023***
LAPORAN POSISI KEUANGAN				***STATEMENT OF FINANCIAL POSITION***
ASET LANCAR				***CURRENT ASSETS***
Kas dan bank	13.178.488.169	1.995.691.988	15.174.180.157	*Cash and bank*
Piutang usaha				*Trade receivables*
Pihak ketiga	5.911.682.330	5.204.428.325	11.116.110.655	*Third parties*
Pihak berelasi	2.008.884.444	-	2.008.884.444	*Related parties*
Piutang non-usaha - pihak ketiga	4.500.000	52.057.092	56.557.092	*Non-trade receivables - third parties*
Persediaan	7.991.118.576	622.837.112	8.613.955.688	*Inventories*
Biaya dibayar dimuka	2.107.511.833	1.592.611.778	3.700.123.611	*prepaid expenses*
ASET TIDAK LANCAR				***NON-CURRENT ASSETS***
Uang muka	441.355.556	(441.355.556)	-	*Advances*
Investasi pada entitas asosiasi	47.500.000	682.211.112	729.711.112	*Investment in associate*
Piutang non-usaha				*Non-trade receivables*
Pihak ketiga	462.975.185	1.013.878.263	1.476.853.448	*Third parties*
Pihak berelasi	4.748.529.904	(4.748.529.904)	-	*Related parties*
Aset tetap	56.666.431.536	17.319.592.100	73.986.023.636	*Fixed assets*
Aset pajak tangguhan	1.009.964.008	366.692.854	1.376.656.862	*Deferred tax assets*
LIABILITAS JANGKA PENDEK				***CURRENT LIABILITIES***
Utang bank jangka pendek	189.770.927	1.624.688.438	1.814.459.365	
Utang usaha - pihak ketiga	13.178.605.526	1.200.863.581	14.379.469.107	*Trade payables - third parties*
Beban akrual	5.160.417.407	1.671.585.978	6.832.003.385	*Accrued expenses*
Utang pajak	7.031.760.090	890.585.127	7.922.345.217	*Taxes payable*
Utang jangka panjang yang				*Current maturities of*
jatuh tempo dalam satu tahun:				*long-term liabilities:*
Pembiayaan konsumen	598.250.302	662.254.330	1.260.504.632	*Consumer financing*
Liabilitas sewa	-	252.796.085	252.796.085	*Lease liabilities*
LIABILITAS JANGKA PANJANG				***NON-CURRENT LIABILITIES***
Utang non-usaha - pihak berelasi	2.700.000.000	(2.700.000.000)	-	*Non-trade payables - related parties*
Utang jangka panjang setelah				
dikurangi bagian yang jatuh tempo				*Long-term liabilities net of*
dalam satu tahun:				*current maturities:*
Utang bank	-	2.209.821.426	2.209.821.426	*Bank loans*
Liabilitas imbalan kerja	2.019.863.286	92.440.694	2.112.303.980	*Employee benefits liability*
EKUITAS				***EQUITY***
Proforma dari transaksi restrukturisasi				*Proforma from restructuring transaction*
entitas sepengendali	-	12.305.079.505	12.305.079.505	*of entities under common control*

5. KAS DAN BANK / *5. CASH AND BANKS*

Akun ini terdiri dari: / *This account consists of:*

	31 Desember 2024/ *December 31, 2024*	31 Desember 2023/ *December 31, 2023*	
Kas			***Cash***
Rupiah	33.466.002	25.152.325	*Rupiah*
Bank			***Banks***
Rupiah			*Rupiah*
PT Bank Central Asia Tbk	5.442.306.340	5.050.205.800	*PT Bank Central Asia Tbk*
PT Bank DKI	2.360.709.297	-	*PT Bank DKI*
PT Bank Rakyat Indonesia (Persero) Tbk	720.748.401	511.860.186	*PT Bank Rakyat Indonesia (Persero) Tbk*
PT Bank Pembangunan Daerah Maluku dan Maluku Utara	394.639.856	-	*PT Bank Pembangunan Daerah Maluku dan Maluku Utara*
PT Bank Mandiri (Persero) Tbk	331.868.864	5.863.960.718	*PT Bank Mandiri (Persero) Tbk*
PT Bank Permata Tbk	1.356.399	1.067.500	*PT Bank Permata Tbk*
Subtotal	9.251.629.157	11.427.094.204	*Subtotal*
Dolar AS			*US Dollar*
PT Bank Central Asia Tbk	172.406.839	109.670.318	*PT Bank Central Asia Tbk*
Deposito Berjangka			***Time Deposit***
Rupiah			*Rupiah*
PT Bank Permata Tbk	2.774.527.246	-	*PT Bank Permata Tbk*
Total	**12.232.029.244**	**11.561.916.847**	***Total***

Seluruh rekening bank ditempatkan pada pihak ketiga dan tidak terdapat saldo kas dan bank yang digunakan sebagai jaminan atau dibatasi penggunaannya.

All bank accounts are placed with third parties and there were no cash and bank balances used as collateral or restricted in use.

Tingkat bunga deposito berjangka per tahun adalah sebesar 5,75% dengan jangka waktu 1 bulan.

The interest rate on time deposits per annum is 5.75% with a maturity of 1 month.

6. PIUTANG USAHA / *TRADE RECEIVABLES*

Akun ini terdiri dari: / *This account consists of:*

	31 Desember 2024/ *December 31, 2024*	31 Desember 2023/ *December 31, 2023*	
Pihak ketiga	18.932.854.818	14.294.040.564	*Third parties*
Pihak berelasi (Catatan 37)	2.135.074.394	1.695.156.989	*Related parties (Note 37)*
Cadangan penurunan nilai	(5.570.565.198)	(4.403.174.808)	*Allowance for impairment*
Neto	**15.497.364.014**	**11.586.022.745**	***Net***

Rincian piutang usaha berdasarkan umur adalah sebagai berikut: / *The breakdown of trade receivables by age is as follows:*

	31 Desember 2024/ *December 31, 2024*	31 Desember 2023/ *December 31, 2023*	
Lancar	1.544.701.385	341.822.810	*Current*
Telah jatuh tempo:			*Overdue:*
1-30 hari	10.680.795.535	9.467.875.603	*1-30 days*
31-60 hari	2.135.589.771	1.045.201.352	*31-60 days*
61-90 hari	867.321.590	231.970.802	*61-90 days*
Lebih dari 90 hari	5.839.520.931	4.902.326.986	*Over 90 days*
Subtotal	21.067.929.212	15.989.197.553	*Subtotal*
Cadangan penurunan nilai	(5.570.565.198)	(4.403.174.808)	*Allowance for impairment*
Total	**15.497.364.014**	**11.586.022.745**	***Total***

Mutasi cadangan penurunan nilai piutang usaha adalah sebagai berikut: / *Movements in the allowance for impairment of trade receivables are as follows:*

	31 Desember 2024/ *December 31, 2024*	31 Desember 2023/ *December 31, 2023*	
Saldo awal	4.403.174.808	4.145.227.207	*Beginning balance*
Penambahan (Catatan 35)	1.655.674.097	1.037.677.386	*Addition (Note 35)*
Pemulihan (Catatan 35)	(488.283.707)	(779.729.785)	*Reversal (Note 35)*
Saldo akhir	**5.570.565.198**	**4.403.174.808**	***Ending balance***

Berdasarkan hasil evaluasi manajemen, penyisihan kerugian atas penurunan nilai piutang usaha adalah cukup untuk menutupi kerugian atas tidak tertagihnya piutang usaha.

Based on management's evaluation, the allowance for impairment of trade receivables is sufficient to cover uncollectible trade receivables.

Seluruh piutang usaha dalam mata uang Rupiah dan tidak digunakan sebagai jaminan atas utang.

All trade receivables are denominated in Rupiah and are not used as collateral for loan.

7. PIUTANG NON-USAHA / *NON-TRADE RECEIVABLES*

a. Aset Lancar / *a. Current Assets*

	31 Desember 2024/ *December 31, 2024*	31 Desember 2023/ *December 31, 2023*	
Pihak ketiga			***Third parties***
Karyawan	1.223.104.916	-	*Employee*
PT Raya Esa Hutama	150.000.000	66.009.835	*PT Raya Esa Hutama*
PT Jangkar Putra Indonesia	127.000.000	307.000.000	*PT Jangkar Putra Indonesia*
PT Netco Trans Nusa	-	900.000.000	*PT Netco Trans Nusa*
CV Bina Manunggal Sejati	-	97.000.000	*CV Bina Manunggal Sejati*
Total	**1.500.104.916**	**1.370.009.835**	***Total***

Piutang lain-lain dari PT Jangkar Putra Indonesia merupakan pinjaman yang diberikan tanpa jaminan dengan total sebesar Rp307.000.000 dan dikenakan bunga sebesar 11% dengan jangka waktu pelunasan selama 17 bulan terhitung sejak tanggal 17 Januari 2024 - 17 Mei 2025.

Other receivables from PT Jangkar Putra Indonesia represent unsecured loans totaling Rp307,000,000 and bear interest at 11% with a repayment period of 17 months from January 17, 2024 - May 17, 2025.

b. Aset Tidak Lancar / *b. Non-Current Assets*

	31 Desember 2024/ *December 31, 2024*	31 Desember 2023/ *December 31, 2023*	
Pihak ketiga			***Third parties***
PT Jasa Rosa	309.244.000	-	*PT Jasa Rosa*
PT Fajar Mitra Krida	250.000.000	250.000.000	*PT Fajar Mitra Krida*
CV Ananda Jaya	103.188.358	-	*CV Ananda Jaya*
Lain-lain (dibawah Rp100 juta)	500.499.864	887.037.934	*Others (Below Rp100 Million)*
Cadangan penurunan nilai	-	(462.975.185)	*Allowance for impairment*
Neto	**1.162.932.222**	**674.062.749**	***Net***

Piutang lain-lain dari PT Netco Trans Nusa merupakan pinjaman untuk modal kerja yang diberikan sebesar Rp900.000.000 dengan jangka waktu 6 bulan dengan imbalan sebesar 25%.

Other receivables from PT Netco Trans Nusa represent loans for working capital amounted to Rp900,000,000 with a period of 6 months at a rate of 25%.

7. PIUTANG NON-USAHA *(Lanjutan)* / *NON-TRADE RECEIVABLES (Continued)*

Mutasi penyisihan kerugian atas penurunan nilai piutang non-usaha adalah sebagai berikut:

The movement of the allowance for impairment losses on non-trade receivables is as follows:

	31 Desember 2024/ *December 31, 2024*	31 Desember 2023/ *December 31, 2023*	
Saldo awal	462.975.185	-	*Beginning balance*
Penambahan (Catatan 35)	-	462.975.185	*Addition (Note 35)*
Pemulihan (Catatan 35)	(462.975.185)	-	*Reversal (Note 35)*
Saldo akhir	**-**	**462.975.185**	***Ending balance***

Piutang PT Fajar Mitra Krida, PT Jasa Rosa dan CV Ananda Jaya merupakan pinjaman yang diberikan tanpa bunga, jaminan dan tempo pembayaran.

Receivables from PT Fajar Mitra Krida, PT Jasa Rosa and CV Ananda Jaya represent loans with no interest, collateral and due date.

8. PERSEDIAAN / *INVENTORIES*

Akun ini terdiri dari:

This account consists of:

	31 Desember 2024/ *December 31, 2024*	31 Desember 2023/ *December 31, 2023*	
Kabel, tiang dan sparepart	**67.992.377.284**	**17.527.482.958**	*Cable, pole and sparepart*

Pada tanggal 14 Oktober 2023, gudang penyimpanan Grup yang berlokasi di Cibubur mengalami kebakaran dan menyebabkan seluruh persediaan kabel terbakar sehingga Grup melakukan penghapusan atas persediaan kabel dan kerugian atas penghapusan persediaan dicatat pada akun Beban Lain-lain (Catatan 35). Sampai dengan tanggal penyelesaian laporan keuangan konsolidasian, Grup sedang dalam proses pengajuan klaim ke pihak asuransi.

On October 14, 2023, the Group's storage warehouse located in Cibubur experienced a fire and caused the entire cable inventory to burn, therefore the Group wrote off the cable inventory and the loss on inventory write-off was recorded in Other Expenses account (Note 35). Until completion date of these consolidated financial statements, the Group is in the process of filing a claim to the insurance company.

Berdasarkan evaluasi manajemen, penyisihan kerugian atas penurunan nilai persediaan tidak diperlukan karena tidak terdapat persediaan usang.

Based on management's evaluation, no allowance for impairment of inventories is necessary as there were no obsolete inventories.

Persediaan Grup terutama digunakan sendiri untuk aset tetap – infrastruktur jaringan.

The Group's inventories mainly used for fixed assets – network infrastructure.

8. PERSEDIAAN *(Lanjutan)* / *INVENTORIES (Continued)*

Persediaan telah diasuransikan dengan PT Sunday Insurance Indonesia, pihak ketiga pada tanggal 31 Desember 2024 dengan nilai pertanggungan sebesar Rp 9.000.000.000 dan diasuransikan dengan PT Sunday Insurance Indonesia dan PT Asuransi Bina Dana Arta Tbk, pihak ketiga, pada tanggal 31 Desember 2023 dengan nilai pertanggungan sebesar Rp16.116.545.500.

Inventories have been insured with PT Sunday Insurance Indonesia, a third party as of December 31, 2024 with total coverage amounted to Rp 9,000,000,000 and insured with PT Sunday Insurance Indonesia and PT Asuransi Bina Dana Arta Tbk, a third party, as of December 31, 2023 with total coverage amounted to Rp16,116,545,500.

Pada tanggal 21 Januari 2025, Perusahaan menandatangani perjanjian asuransi persediaan dengan PT Sunday Insurance Indonesia dengan nilai pertanggungan sebesar Rp70.894.913.576.

On January 21, 2025, the Company signed an inventory insurance agreement with PT Sunday Insurance Indonesia with total coverage amounted to Rp70,894,913,576.

9. BIAYA DIBAYAR DIMUKA / *PREPAID EXPENSES*

Akun ini terdiri dari: / *This account consists of:*

	31 Desember 2024/ *December 31, 2024*	31 Desember 2023/ *December 31, 2023*	
Sewa	1.890.293.758	1.544.085.861	*Rent*
Asuransi	192.908.743	150.491.104	*Insurance*
Lain-lain	83.191.938	-	*Others*
Total	**2.166.394.439**	**1.694.576.965**	***Total***

Sewa dibayar dimuka merupakan sewa gedung dan lahan untuk penempatan perangkat jaringan telekomunikasi Perusahaan.

Prepaid rent represents building and land rent for the placement of the Company's telecommunications network equipment.

10. UANG MUKA / *ADVANCES*

	31 Desember 2024/ *December 31, 2024*	31 Desember 2023/ *December 31, 2023*	
Lancar			***Current***
Pembayaran kepada pemasok	2.586.242.773	5.647.500.000	*Payment to supplier*
Jasa profesional	-	801.641.024	*Professional fee*
Lain-lain	-	98.175.000	*Others*
Subtotal	2.586.242.773	6.547.316.024	*Subtotal*

10. UANG MUKA *(Lanjutan)* / *10. ADVANCE PAYMENTS (Continued)*

	31 Desember 2024/ *December 31, 2024*	31 Desember 2023/ *December 31, 2023*	
Tidak Lancar			***Non-Current***
Investasi di:			*Investment in:*
PT Sentra Inovasi Prima	1.800.000.000	100.000.000	*PT Sentra Inovasi Prima*
Pembelian tanah	1.300.000.000	200.000.000	*Land purchase*
Pembelian ruko	1.076.690.000	979.000.000	*Shophouse purchase*
Subtotal	4.176.690.000	1.279.000.000	*Subtotal*
Total	**6.762.932.773**	**7.826.316.024**	***Total***

Uang muka Investasi di PT Sentra Inovasi Prima ("SIP") merupakan uang muka atas setoran modal yang disetor oleh Perusahaan kepada SIP berdasarkan Perjanjian Pengikatan Jual Beli Saham antara SIP, Para Pemegang Saham SIP, Perusahaan dan Djatmiko Catur Riyanto tanggal 7 Oktober 2024.

Investment advances in PT Sentra Inovasi Prima ("SIP") represent advances for capital paid by the Company to SIP based on the Share Sale and Purchase Agreement between SIP, the Shareholders of SIP, the Company and Djatmiko Catur Riyanto dated October 7, 2024.

Uang muka jasa profesional merupakan uang muka atas jasa profesi penunjang yang dibayarkan oleh Perusahaan sehubungan dengan rencana Penawaran Umum Perdana Saham Perusahaan. Pada tanggal 7 Mei 2024 saldo ini telah di reklasifikasi ke Tambahan Modal disetor sehubungan dengan Pencatatan Penawaran Umum Perdana Perusahaan.

Advances for professional services represent advances for supporting professional services paid by the Company in connection with the Company's Initial Public Offering. As of May 7, 2024, the balance has been reclassified to Additional Paid-in Capital in connection with the Listing of the Company's Initial Public Offering.

11. *GOODWILL* / *11. GOODWILL*

	31 Desember 2024/ *December 31, 2024*	31 Desember 2023/ *December 31, 2023*	
PT Fiber Kerumah Indonesia	765.941.857	-	*PT Fiber Kerumah Indonesia*
PT Jaringan Fiber Indonesia	427.672.658	427.672.658	*PT Jaringan Fiber Indonesia*
Total	**1.193.614.515**	**427.672.658**	***Total***

Goodwill merupakan selisih lebih imbalan yang dialihkan dengan nilai wajar aset neto yang diambil alih pada tanggal akuisisi entitas anak (Catatan 1d).

Goodwill represents the excess of the consideration transferred over the fair value of net assets acquired on the acquisition date of subsidiaries (Note 1d).

Berdasarkan evaluasi manajemen, tidak terdapat kejadian atau perubahan yang mengindikasikan adanya penurunan nilai *goodwill* milik Grup.

Based on the evaluation by management, there were no events or changes in circumstances that indicated impairment in the value of the Group's goodwill.

12. ASET TETAP / *12. FIXED ASSETS*

	Saldo 1 Januari 2024/ *Balance as of January 1, 2024*	Akuisisi entitas anak/ *Acquisition of subsidiaries*	Penambahan/ *Addition*	Pengurangan/ *Deduction*	Saldo 31 Desember 2024/ *Balance as of December 31, 2024*	
Biaya Perolehan						***Acquisition Cost***
Tanah	4.859.708.350	-	4.258.025.000	-	9.117.733.350	*Land*
Bangunan	9.506.603.642	-	12.043.438.540	-	21.550.042.182	*Building*
Kendaraan	23.914.899.630	-	892.315.000	-	24.807.214.630	*Vehicle*
Peralatan kantor	7.136.969.767	45.971.279	1.693.536.196	-	8.876.477.242	*Office equipment*
Infrastruktur jaringan	140.367.498.435	527.480.804	120.392.192.799	-	261.287.172.038	*Network infrastructure*
Bangunan dalam penyelesaian	647.500.000	-	5.161.376.595	-	5.808.876.595	*Building in progress*
Total biaya perolehan	186.433.179.824	573.452.083	144.440.884.130	-	331.447.516.037	*Total acquisition cost*
Akumulasi Penyusutan						***Accumulated Depreciation***
Bangunan	1.466.635.901	-	506.310.442	-	1.972.946.343	*Building*
Kendaraan	8.927.509.486	-	2.680.935.186	-	11.608.444.672	*Vehicle*
Peralatan kantor	4.044.371.155	1.950.192	1.298.010.294	-	5.344.331.641	*Office equipment*
Infrastruktur jaringan	54.041.869.348	9.231.747	19.485.291.262	-	73.536.392.357	*Network infrastructure*
Total akumulasi penyusutan	68.480.385.890	11.181.939	23.970.547.184	-	92.462.115.013	*Total accumulated depreciation*
Nilai Buku Neto	**117.952.793.934**				**238.985.401.024**	***Net Book Value***

	Saldo 1 Januari 2023/ *Balance as of January 1, 2023*	Akuisisi entitas anak/ *Acquisition of subsidiaries*	Penambahan/ *Addition*	Pengurangan/ *Deduction*	Saldo 31 Desember 2023/ *Balance as of December 31, 2023*	
Biaya Perolehan						***Acquisition Cost***
Tanah	3.505.658.350	-	1.354.050.000	-	4.859.708.350	*Land*
Bangunan	2.504.064.000	-	7.002.539.642	-	9.506.603.642	*Building*
Kendaraan	14.262.465.359	-	9.652.434.271	-	23.914.899.630	*Vehicle*
Peralatan kantor	4.195.777.764		2.941.192.003	-	7.136.969.767	*Office equipment*
Infrastruktur jaringan	99.866.604.387	-	40.500.894.048	-	140.367.498.435	*Network infrastructure*
Bangunan dalam penyelesaian	373.932.000		273.568.000	-	647.500.000	*Building in progress*
Total biaya perolehan	124.708.501.860	-	61.724.677.964	-	186.433.179.824	*Total acquisition cost*
Akumulasi Penyusutan						***Accumulated Depreciation***
Bangunan	1.098.445.717	-	368.190.184	-	1.466.635.901	*Building*
Kendaraan	6.689.239.651	-	2.238.269.835	-	8.927.509.486	*Vehicle*
Peralatan kantor	2.907.424.888	-	1.136.946.267	-	4.044.371.155	*Office equipment*
Infrastruktur jaringan	40.027.367.968	-	14.014.501.380	-	54.041.869.348	*Network infrastructure*
Total akumulasi penyusutan	50.722.478.224	-	17.757.907.666	-	68.480.385.890	*Total accumulated depreciation*
Nilai Buku Neto	**73.986.023.636**				**117.952.793.934**	***Net Book Value***

Beban penyusutan aset tetap untuk tahun yang berakhir pada tanggal-tanggal 31 Desember 2024 dan 2023 sebagai berikut:

The depreciation expense of fixed assets as of December 31, 2024 and 2023 are as follows:

	2024	2023	
Beban pokok pendapatan (Catatan 30)	19.485.291.262	14.014.501.380	*Cost of revenue (Note 30)*
Beban umum dan administrasi (Catatan 32)	4.485.255.922	3.743.406.286	*General and administrative expenses (Note 32)*
Total	**23.970.547.184**	**17.757.907.666**	***Total***

12. ASET TETAP *(Lanjutan)*

Pada tanggal 31 Desember 2024 dan 2023, tidak terdapat aset tetap yang tidak dipakai sementara dan yang dihentikan dari penggunaan aktif.

Pada tanggal 31 Desember 2024 dan 2023, rincian jumlah tercatat bruto dari aset tetap yang telah disusutkan penuh dan masih digunakan adalah sebagai berikut:

12. FIXED ASSETS *(Continued)*

As of December 31, 2024 and 2023, there were no fixed assets that were temporarily idle or retired from active use.

As of December 31, 2024 and 2023, details of the gross carrying amounts of fixed assets that have been fully depreciated and are still in use are as follows:

	31 Desember 2024/ ***December 31, 2024***	**31 Desember 2023/** ***December 31, 2023***	
Infrastruktur jaringan	15.283.743.119	14.930.179.719	*Network infrastructure*
Kendaraan	2.980.983.144	1.927.066.450	*Vehicle*
Peralatan kantor	3.196.754.531	1.832.675.546	*Office equipment*
Total	**21.461.480.794**	**18.689.921.715**	***Total***

Pada tanggal 31 Desember 2024, penambahan aset tetap berupa tanah dan bangunan, merupakan penambahan atas:

a. Pembelian tanah dan bangunan oleh Perusahaan dari Rochyatun, pihak ketiga, senilai R448.000.000 berdasarkan Perjanjian Jual Beli Tanah tanggal 10 September 2024 dengan luas tanah dan bangunan sebesar 280 m^2 yang berlokasi di Desa Sikasur, Kecamatan Belik, Kabupaten Pemalang, Provinsi Jawa Tengah.
b. Pembelian tanah dan bangunan oleh Perusahaan dari Rian Irawan, pihak ketiga, senilai Rp700.000.000 berdasarkan Perjanjian Jual Beli Tanah tanggal 20 September 2024 dengan luas tanah dan bangunan sebesar 283 m^2 yang berlokasi di Desa Ciamis, Kecamatan Ciamis, Kabupaten Ciamis, Provinsi Jawa Barat.
c. Pembelian tanah dan bangunan oleh Perusahaan dari Suci Herawati, pihak ketiga, senilai Rp400.000.000 berdasarkan Perjanjian Jual Beli Tanah tanggal 9 September 2024 dengan luas tanah dan bangunan sebesar 222 m^2 yang berlokasi di Jl. Wijaya Kusuma RT 01 RW 01, Sidakaya, Kecamatan Cilacap, Kota Cilacap.

As of December 31, 2024, the addition of fixed assets in the form of land and building, represents the addition of:

a. Purchase of land and building by the Company from Rochyatun, a third party, amounted to R448,000,000 based on Land Sale and Purchase Agreement dated September 10, 2024 with a land and building area of 280 m^2 located in Sikasur Village, Belik District, Pemalang Regency, Central Java Province.

b. Purchase of land and building by the Company from Rian Irawan, a third party, amounted to Rp700,000,000 based on Land Sale and Purchase Agreement dated September 20, 2024 with a land and building area of 283 m^2 located in Ciamis Village, Ciamis District, Ciamis Regency, West Java Province.
c. Purchase of land and building by the Company from Suci Herawati, a third party, amounted to Rp400,000,000 based on Land Sale and Purchase Agreement dated September 9, 2024 with a land and building area of 222 m^2 located at Jl. Wijaya Kusuma RT 01 RW 01, Sidakaya, Cilacap District, Cilacap City.

12. ASET TETAP *(Lanjutan)*

d. Pembelian tanah dan bangunan oleh Perusahaan dari Barkah Basalamah, pihak ketiga, senilai Rp700.000.000 berdasarkan Perjanjian Jual Beli Tanah tanggal 12 September 2024 dengan luas tanah dan bangunan sebesar 129 m^2 yang berlokasi di Jl. Pancuran RT 04 RW 09, Sukapura, Kecamatan Kejaksan, Kota Cirebon.
e. Pembelian tanah dan bangunan oleh Perusahaan dari Siti Rofingatun, pihak ketiga, senilai Rp600.000.000 berdasarkan Perjanjian Jual Beli Tanah tanggal 9 September 2024 dengan luas tanah dan bangunan sebesar 811 m^2 yang berlokasi di Desa Wringinharjo, Kecamatan Wringinharjo, Kabupaten Cilacap, Jawa Tengah.
f. Pembelian tanah dan bangunan oleh Perusahaan dari Yani Yulianti, pihak ketiga, senilai Rp650.000.000 berdasarkan Perjanjian Pengikatan Jual Beli tanggal 1 Oktober 2024 dengan luas tanah dan bangunan sebesar 88 m^2 yang berlokasi di Kecamatan Garut Kota, Kabupaten Garut, Jawa Barat.
g. Pembelian tanah dan bangunan oleh Perusahaan dari Faoji, pihak ketiga, senilai Rp1.000.000.000 berdasarkan Perjanjian Jual Beli tanggal 17 September 2024 dengan luas tanah dan bangunan sebesar 1135 m^2 yang berlokasi di Kecamatan Losarang, Kabupaten Indramayu.
h. Pembelian tanah dan bangunan oleh Perusahaan dari Mulianto, pihak ketiga, senilai Rp600.000.000 berdasarkan Perjanjian Jual Beli Tanah tanggal 31 Oktober 2024 dengan luas tanah dan bangunan sebesar 69 m^2 yang berlokasi di Kabupaten Karawang, Jawa Barat.
i. Pembelian tanah dan bangunan oleh Perusahaan dari Yuyun Yunarti, pihak ketiga, senilai Rp450.000.000 berdasarkan Perjanjian Jual Beli Tanah tanggal 19 Oktober 2024 dengan luas tanah dan bangunan sebesar 48 m^2 yang berlokasi di Kabupaten Sukabumi, Jawa Barat.
j. Pembelian tanah dan bangunan oleh PC 24 dari Nur Handayani, pihak ketiga, senilai Rp2.600.000.000 berdasarkan Perjanjian Jual Beli Tanah tanggal 28 Maret 2024 dengan luas tanah dan bangunan sebesar 350 m2 yang berlokasi di Kabupaten Purwakarta, Jawa Barat.

12. FIXED ASSETS *(Continued)*

d. Purchase of land and building by the Company from Barkah Basalamah, a third party, amounted to Rp700,000,000 based on Land Sale and Purchase Agreement dated September 12, 2024 with a land and building area of 129 m^2 located at Jl. Pancuran RT 04 RW 09, Sukapura, Kejaksan District, Cirebon City.
e. Purchase of land and building by the Company from Siti Rofingatun, a third party, amounted to Rp600,000,000 based on Land Sale and Purchase Agreement dated September 9, 2024 with a land and building area of 811 m^2 located in Wringinharjo Village, Wringinharjo District, Cilacap Regency, Central Java.
f. Purchase of land and building by the Company from Yani Yulianti, a third party, amounted to Rp650,000,000 based on Sale and Purchase Binding Agreement dated October 1, 2024 with a land and building area of 88 m^2 located in Garut Kota District, Garut Regency, West Java.

g. Purchase of land and building by the Company from Faoji, a third party, amounted to Rp1,000,000,000 based on Sale and Purchase Agreement dated September 17, 2024 with a land and building area of 1135 m^2 located in Losarang District, Indramayu Regency.
h. Purchase of land and building by the Company from Mulianto, a third party, amounted to Rp600,000,000 based on Land Sale and Purchase Agreement dated October 31, 2024 with a land and building area of 69 m^2 located in Karawang Regency, West Java.

i. Purchase of land and building by the Company from Yuyun Yunarti, a third party, amounted to Rp450,000,000 based on Land Sale and Purchase Agreement dated October 19, 2024 with a land and building area of 48 m^2 located in Sukabumi Regency, West Java.
j. Purchase of land and building by PC 24 from Nur Handayani, a third party, amounted to Rp2,600,000,000 based on Land Sale and Purchase Agreement dated March 28, 2024 with an area of 350 m^2 located in Purwakarta Regency, West Java.

12. ASET TETAP *(Lanjutan)*

Pada tanggal 31 Desember 2023, penambahan aset tetap berupa tanah dan bangunan, merupakan penambahan atas:

a. Pembelian tanah dan bangunan oleh Perusahaan dari Christian Nugroho, pihak ketiga, senilai Rp1.800.000.000 berdasarkan Akta Jual Beli No. 33 tanggal 31 Maret 2023 dengan luas tanah dan bangunan sebesar 235 m2 yang berlokasi di Desa Cikopo, Kecamatan Bungursari, Kabupaten Purwakarta, Provinsi Jawa Barat, dengan Sertifikat Hak Guna Bangunan (SHGB) No. 0336/Cikopo;
b. Pembelian tanah dan bangunan oleh Perusahaan dari Anton Bingah Kuntarjo, pihak ketiga, senilai Rp2.850.000.000 berdasarkan Akta Jual Beli No. 33 tanggal 10 Agustus 2023 dengan luas tanah sebesar 95 m^2 yang berlokasi di Jalan Howitzer No. 9B RT 008 RW 006 Kelurahan Sumur Batu, Kecamatan Kemayoran, Provinsi DKI Jakarta, dengan SHGB No. 3201/Sumur Batu;
c. Pembelian tanah oleh Perusahaan dari Sudiro, pihak ketiga, senilai Rp550.000.000 berdasarkan Akta Pengikatan Jual Beli No. 2 tanggal 29 Agustus 2023 dengan luas tanah sebesar 910 m^2 yang berlokasi di Desa Galala, Kecamatan Oba Utara, Kota Tidore Kepulauan, Provinsi Maluku Utara, dengan Sertifikat Hak Milik (SHM) No. 162/Galala atas nama Sudiro;
d. Pembelian tanah dan bangunan oleh PC 24 dari PT Alindatama Saktib Rother, pihak ketiga, senilai Rp850.000.000 berdasarkan Akta Jual Beli No. 19 tanggal 21 Februari 2023 dengan luas tanah dan bangunan sebesar 135 m^2 yang berlokasi di Desa Sukasari, Kecamatan Serang Baru, Kabupaten Bekasi, Provinsi Jawa Barat, dengan SHGB No. 5878/Sukasari; serta biaya-biaya terkait perolehan tanah dan bangunan tersebut di atas dan renovasi kantor sebesar Rp2.117.657.642. Penambahan aset tanah dan bangunan ini diperuntukkan untuk kantor operasional Grup.

Pada tanggal 31 Desember 2024 dan 2023, penambahan aset tetap, berupa kendaraan, merupakan pembelian kendaraan melalui pembiayaan konsumen (Catatan 18) dan digunakan untuk kegiatan operasional.

12. FIXED ASSETS *(Continued)*

As of December 31, 2023, the addition of fixed assets in the form of land and building, represents the addition of:

a. Purchase of land and building by the Company from Christian Nugroho, a third party, amounted to Rp1,800,000,000 based on Deed of Sale and Purchase No. 33 dated March 31, 2023 with a land and building area of 235 m2 located in Cikopo Village, Bungursari Subdistrict, Purwakarta Regency, West Java Province, with Building Rights Title Certificate (SHGB) No. 0336/Cikopo;
b. Purchase of land and building by the Company from Anton Bingah Kuntarjo, a third party, amounted to Rp2,850,000. 000 based on Deed of Sale and Purchase No. 33 dated August 10, 2023 with a land area of 95 m2 located at Jalan Howitzer No. 9B RT 008 RW 006 Kelurahan Sumur Batu, Kecamatan Kemayoran, DKI Jakarta Province, with SHGB No. 3201/Sumur Batu
c. Purchase of land by the Company from Sudiro, a third party, amounted to Rp550,000,000 based on Deed of Sale and Purchase Agreement No. 2 dated August 29, 2023. No. 2 dated August 29, 2023 with a land area of 910 m2 located in Galala Village, North Oba Subdistrict, Tidore Islands City, North Maluku Province, with SHM No. 162/Galala under the ownership name of Sudiro;
d. Purchase of land and building by PC 24 from PT Alindatama Saktib Rother, a third party, amounted to Rp850,000,000 based on Deed of Sale and Purchase No. 19 dated February 21, 2023 with a land and building area of 135 m2 located in Sukasari Village, Serang Baru Subdistrict, Bekasi Regency, West Java Province, with SHGB No. 5878/Sukasari; and costs related to the acquisition of the above land and building and office renovation amounted to Rp2,117,657,642. The addition of land and building assets is intended for the Group's operational offices.

As of December 31, 2024 and 2023 additions to fixed assets, in the form of vehicles, represent purchases of vehicles through consumer financing (Note 18) and are used for operational activities.

12. ASET TETAP *(Lanjutan)* / *12. FIXED ASSETS (Continued)*

Pada tanggal 31 Desember 2024 dan 2023, aset tetap berupa kendaraan, telah diasuransikan atas risiko kerugian secara *All-risk* kepada beberapa pihak ketiga dengan rincian nilai pertanggungan sebagai berikut:

As of December 31, 2024 and 2023, fixed assets in the form of vehicles were insured against All risks of loss to several third parties with details of sum insured as follows:

	31 Desember 2024/ *December 31, 2024*	31 Desember 2023/ *December 31, 2023*	
PT Asuransi Raksa Praktika	5.121.640.000	7.714.850.000	*PT Asuransi Raksa Praktika*
PT Asuransi Sahabat Artha Proteksi	2.487.000.000	1.658.000.000	*PT Asuransi Sahabat Artha Proteksi*
PT ACA Asuransi	801.000.000	875.000.000	*PT ACA Asuransi*
PT Mega Finance	-	300.000.000	*PT Mega Finance*
Total	**8.409.640.000**	**10.547.850.000**	***Total***

Manajemen berkeyakinan bahwa nilai pertanggungan tersebut adalah cukup untuk menutup kemungkinan kerugian atas aset yang dipertanggungkan.

Management believes that the sum insured is adequate to cover possible losses on the insured assets.

Berdasarkan evaluasi manajemen, tidak terdapat kejadian-kejadian atau perubahan keadaan yang mengindikasikan adanya penurunan nilai atas aset tetap.

Based on management's evaluation, there were no events or changes in circumstances that indicate impairment of fixed assets.

Aset tetap berupa kendaraan dan tanah, digunakan sebagai jaminan atas utang bank dan utang pembiayaan konsumen (Catatan 15 dan 18).

Fixed assets in the form of vehicles and land are used as collateral for bank loans and consumer financing loans (Notes 15 and 18).

13. ASET HAK-GUNA / *13. RIGHT OF USE ASSETS*

Grup menyewa beberapa aset termasuk ruang kantor, tanah dan bangunan yang memiliki masa sewa antara 36 bulan dan 56 bulan

The Group leases certain assets including office space, land and buildings with lease terms between 36 months and 56 months.

	Saldo 1 Januari 2024/ *Balance as of January 1, 2024*	Penambahan/ *Addition*	Pengurangan/ *Deduction*	Saldo 31 Desember 2024/ *Balance as of December 31, 2024*	
Biaya Perolehan					***Acquisition Cost***
Ruang kantor	5.889.726.288	4.581.854.860	-	10.471.581.148	*Office space*
Kabel jejaring	5.419.201.000	16.257.603.000	-	21.676.804.000	*Network cable*
Tanah dan bangunan	4.960.728.888	2.481.562.135	(1.943.218.109)	5.499.072.914	*Land and building*
Total harga perolehan	16.269.656.176	23.321.019.995	(1.943.218.109)	37.647.458.062	*Total Acquisition Cost*

13. ASET HAK-GUNA *(Lanjutan)* / *13. RIGHT OF USE ASSETS (Continued)*

	Saldo 1 Januari 2024/ *Balance as of January 1, 2024*	Penambahan/ *Addition*	Pengurangan/ *Deduction*	Saldo 31 Desember 2024/ *Balance as of December 31, 2024*	
Akumulasi Penyusutan					***Accumulated Depreciation***
Ruang kantor	431.713.298	1.662.602.926	-	2.094.316.224	*Office space*
Kabel jejaring	-	1.806.400.335	-	1.806.400.335	*Network cable*
Tanah dan bangunan	2.510.302.888	2.554.505.193	(1.943.218.109)	3.121.589.972	*Land and building*
Total akumulasi depresiasi	2.942.016.186	6.023.508.454	(1.943.218.109)	7.022.306.531	*Total Accumulated Depreciation*
Nilai Buku Neto	**13.327.639.990**			**30.625.151.531**	***Net Book Value***

	Saldo 1 Januari 2023/ *Balance as of January 1, 2023*	Penambahan/ *Addition*	Pengurangan/ *Deduction*	Saldo 31 Desember 2023/ *Balance as of December 31, 2023*	
Biaya Perolehan					***Acquisition Cost***
Ruang kantor	-	5.889.726.288	-	5.889.726.288	*Office space*
Kabel jejaring	-	5.419.201.000	-	5.419.201.000	*Network cable*
Tanah dan bangunan	3.075.558.888	1.885.170.000	-	4.960.728.888	*Land and building*
Total harga perolehan	3.075.558.888	13.194.097.288	-	16.269.656.176	*Total Acquisition Cost*
Akumulasi Penyusutan					***Accumulated Depreciation***
Ruang kantor	-	431.713.298	-	431.713.298	*Office space*
Kabel jejaring	-	-	-	-	*Network cable*
Tanah dan bangunan	1.039.445.277	1.470.857.611	-	2.510.302.888	*Land and building*
Total akumulasi depresiasi	1.039.445.277	1.902.570.909	-	2.942.016.186	*Total Accumulated Depreciation*
Nilai Buku Neto	**2.036.113.611**			**13.327.639.990**	***Net Book Value***

Beban penyusutan aset hak guna untuk tahun yang berakhir pada tanggal-tanggal 31 Desember 2024 dan 2023 sebagai berikut:

The depreciation expense of right-of-use assets as of December 31, 2024 and 2023 were as follows:

	2024	2023	
Beban umum dan administrasi (Catatan 32)	**6.023.508.454**	**1.902.570.909**	*General and administrative expenses (Note 32)*

Aset hak-guna berupa ruang kantor berdasarkan perjanjian sewa menyewa dengan PT Mustika Ratu Centre (Catatan 20).

Right-of-use assets in the form of office space based on lease agreement with PT Mustika Ratu Center (Note 20).

13. ASET HAK-GUNA *(Lanjutan)* / *13. RIGHT OF USE ASSETS (Continued)*

Aset hak guna berupa tanah dan bangunan merupakan sewa atas lahan berlokasi di beberapa wilayah di DKI Jakarta, Depok, Tangerang Selatan, Bogor, Karawang dan Cianjur yang digunakan untuk meletakkan perangkat yang menyambungkan atau memutus jaringan internet dan komunikasi kepada pelanggan (PoP).

Right-of-use assets in the form of land and buildings represent leases on land located in several areas in DKI Jakarta, Depok, South Tangerang, Bogor, Karawang and Cianjur which are used to place devices that connect or disconnect internet and communication networks to customers (PoP).

14. ASET TIDAK LANCAR LAINNYA / *14. OTHER NON-CURRENT ASSETS*

Akun ini terdiri dari: / *This account consists of:*

	31 Desember 2024/ *December 31, 2024*	31 Desember 2023/ *December 31, 2023*	
Uang jaminan	**419.333.930**	**241.043.430**	*Security deposit*

Akun ini merupakan uang jaminan atas sewa ruang kantor di Graha Mustika Ratu berdasarkan kontrak sewa dengan PT Mustika Ratu Centre (Catatan 20).

This account represents security deposit for office space rental at Graha Mustika Ratu based on lease contract with PT Mustika Ratu Center (Note 20).

15. UTANG BANK / *15. BANK LOANS*

a. Jangka pendek / *a. Short-term*

	31 Desember 2024/ *December 31, 2024*	31 Desember 2023/ *December 31, 2023*	
Pinjaman Rekening Koran (Cerukan)			*Current Account (Overdraft)*
PT Bank OCBC NISP Tbk	2.512.821.649	2.059.663.413	*PT Bank OCBC NISP Tbk*
PT Bank Central Asia Tbk	8.440.092.634	11.968.213.760	*PT Bank Central Asia Tbk*
Total	**10.952.914.283**	**14.027.877.173**	***Total***

b. Jangka panjang / *b. Long-term*

	31 Desember 2024/ *December 31, 2024*	31 Desember 2023/ *December 31, 2023*	
PT Bank Central Asia Tbk	3.322.678.562	1.856.249.994	*PT Bank Central Asia Tbk*
Dikurangi bagian yang jatuh tempo dalam satu tahun	(650.511.825)	(353.571.432)	*Less current maturities*
Bagian Jangka Panjang - Neto	**2.672.166.737**	**1.502.678.562**	***Long-Term Portion - Net***

15. UTANG BANK *(Lanjutan)*

Perusahaan

PT Bank Central Asia Tbk

Pada tanggal 15 November 2019, Perusahaan menandatangani Perjanjian Kredit dengan PT Bank Central Asia Tbk ("BCA") yang tertuang dalam Perjanjian Kredit No. 03496/PK/SLK/2019 dimana BCA menyetujui pemberian Fasilitas Kredit Lokal (Rekening Koran) kepada. Perjanjian ini telah diperpanjang dan mengalami perubahan beberapa kali, terakhir berdasarkan Perubahan Perjanjian Kredit No. 00129-1/PPK/0979S/2024 tanggal 6 Maret 2024 dimana jumlah maksimal kredit menjadi Rp16.000.000.000 dan jatuh tempo tanggal 19 November 2025 dengan tingkat suku bunga atas fasilitas kredit adalah sebesar 11,00% per tahun.

Jaminan atas fasilitas kredit dari BCA adalah sebagai berikut:

a. Sebidang tanah seluas 68 m^2 yang terletak di Ruko Canadian Kota Wisata Blok CB.D No. 22, Desa Limusnunggal, Kecamatan Cileungsi, Kabupaten Bogor, Jawa Barat dengan Sertifikat Hak Milik (SHM) No. 3733/Limusnunggal atas nama Verah Wahyudi S Wong.
b. Sebidang tanah seluas 50 m^2 yang terletak di Ruko Boston Kota Wisata Blok RK 2 No. 25, Desa Ciangsana, Kecamatan Gunung Putri, Kabupaten Bogor, Jawa Barat dengan Sertifikat Hak Guna Bangunan (SHGB) No. 10369/Ciangsana atas nama Verah Wahyudi S Wong.
c. Sebidang tanah seluas 58 m2 yang terletak di Jl. Raya Tapos No 50 RT.02/12, Propinsi Jawa Barat, Kota Depok, Kecamatan Tapos, Kelurahan Tapos dengan SHM No. 3209/Tapos atas nama Budi Aditya Erna Mulyanto.
d. Sebidang tanah seluas 56 m^2 yang terletak di Jalan KH Mansyur, Kelurahan Gondrong, Kecamatan Cipondoh, Kota Tangerang, Banten dengan SHM No. 1842/Gondrong atas nama Budi Aditya Erna Mulyanto.

15. BANK LOANS *(Continued)*

The Company

PT Bank Central Asia Tbk

On November 15, 2019, the Company signed a Credit Agreement with PT Bank Central Asia Tbk ("BCA") as stated in Credit Agreement No. 03496/PK/SLK/2019 where BCA approved the provision of a Local Credit Facility (Current Account) to the Company. This agreement has been extended and amended several times, most recently based on the Amendment to Credit Agreement No. 00129-1/PPK/0979S/2024 dated March 3, 2024 where the maximum credit amount became Rp16,000,000,000 and matured on November 19, 2025 with an interest rate on the credit facility of 11.00% per annum.

Guarantees for the credit facility from BCA are as follows:

a. A plot of land with an area of 68 m2 located at Ruko Canadian Kota Wisata Blok CB.D No. 22, Limusnunggal Village, Cileungsi Sub-district, Bogor District, West Java with Certificate of Title (SHM) No. 3733/Limusnunggal under the name of Verah Wahyudi S. Wong.
b. A plot of land covering an area of 50 m2 located at Ruko Boston Kota Wisata Blok RK 2 No. 25, Ciangsana Village, Gunung Putri Sub-district, Bogor Regency, West Java with Building Rights Title Certificate (SHGB) No. 10369/Ciangsana in the name of Verah Wahyudi S Wong.
c. A plot of land with an area of 58 m2 located at Jl. Raya Tapos No. 50 RT.02/12, West Java Province, Depok City, Tapos Subdistrict, Tapos Village with SHM No. 3209/Tapos in the name of Budi Aditya Erna Mulyanto.
d. A plot of land measuring 56 m2 located at Jalan KH Mansyur, Gondrong Village, Cipondoh Subdistrict, Tangerang City, Banten with SHM No. 1842/Gondrong under the name of Budi Aditya Erna Mulyanto.

15. UTANG BANK *(Lanjutan)*

e. 2 bidang tanah yang terletak di Jalan Raden Fattah, Kelurahan Sudimara Barat, Kecamatan Ciledug, Kota Tangerang, Banten dengan SHM No. 3403/Sudimara Barat seluas 32 m^2 dan SHM No. 3408/Sudimara Barat seluas 5 m^2 dimana keduanya atas nama Budi Aditya Erna Mulyanto.

f. Sebidang tanah seluas 175 m^2 yang terletak di Ruko Jalan Raya Cinere Blok M No. 26, Desa Cinere, Kecamatan Limo, Kota Depok, Jawa Barat dengan SHM No. 4050/Cinere atas nama Budi Aditya Erna Mulyanto.

g. Sebidang tanah seluas 128 m^2 yang terletak di Perumahan Kota Wisata Cluster Ottawa Blok UC 2 No. 3, Desa Limusnunggal, Kecamatan Cileungsi, Kota Bogor, Jawa Barat dengan SHM No. 4553/Limusnunggal atas nama Budi Aditya Erna Mulyanto.

h. Sebidang tanah seluas 2.095 m^2 yang terletak di Jalan Purnawarman, Kp. Lebak Sirna RT.001 RW.07, Desa Ciampea, Kecamatan Ciampea, Kota Bogor, Jawa Barat dengan SHM No. 442/Ciampea atas nama Budi Aditya Erna Mulyanto.

i. Sebidang tanah seluas 150 m^2 yang terletak di Ruko Jln. Wibawa Mukti II No. 3C RT.01 RW.07, Kelurahan Jatiasih, Kecamatan Jatiasih, Kota Bekasi, Jawa Barat dengan SHM No. 8215/Jatiasih atas nama Budi Aditya Erna Mulyanto.

j. Sebidang tanah seluas 180 m^2 yang terletak di Perumahan Kota Wisata Cluster Coastesville Blok SC 5 No. 35, Desa Ciangsana, Kecamatan Gunung Putri, Kabupaten Bogor, Jawa Barat dengan SHM No. 7377/Ciangsana atas nama Budi Aditya Erna Mulyanto.

k. Sebidang tanah seluas 95 m^2 yang terletak di Propinsi Daerah Khusus Ibukota Jakarta, Kota Administrasi Jakarta Pusat, Kecamatan Kemayoran, Kelurahan Sumur Batu SHGB NIB 09.01.000000056.0 atas nama Perusahaan.

l. Sebidang tanah seluas 235 m^2 yang terletak di Propinsi Jawa Barat, Kabupaten Purwakarta, Kecamatan Bungursari, Desa Cikopo dengan SHGB No. 03306/Cikopo atas nama Perusahaan.

m. Sebidang tanah seluas 64 m^2 yang terletak di Propinsi Jawa Barat, Kabupaten Purwakarta, Kecamatan Bungursari, Desa Cikopo dengan SHM No. 8477/Sarua atas nama Budi Aditya Erna Mulyanto.

15. BANK LOANS *(Continued)*

e. 2 lots of land located at Jalan Raden Fattah, Sudimara Barat Urban Village, Ciledug Subdistrict, Tangerang City, Banten with SHM No. 3403/Sudimara Barat covering an area of 32 m2 and SHM No. 3408/Sudimara Barat covering an area of 5 m2, both under the name of Budi Aditya Erna Mulyanto.

f. A land area of 175 m2 located at Ruko Jalan Raya Cinere Blok M No. 26, Cinere Village, Limo District, Depok City, West Java with SHM No. 4050/Cinere in the name of Budi Aditya Erna Mulyanto.

g. A plot of land with an area of 128 m2 located in Kota Wisata Housing Cluster Ottawa Block UC 2 No. 3, Limusnunggal Village, Cileungsi District, Bogor City, West Java with SHM No. 4553/Limusnunggal in the name of Budi Aditya Erna Mulyanto.

h. A plot of land measuring 2,095 sqm located at Jalan Purnawarman, Kp. Lebak Sirna RT.001 RW.07, Ciampea Village, Ciampea Sub-district, Bogor City, West Java with SHM No. 442/Ciampea in the name of Budi Aditya Erna Mulyanto.

i. A plot of land covering an area of 150 m2 located at Ruko Jln. Wibawa Mukti II No. 3C RT.01 RW.07, Jatiasih Village, Jatiasih Sub-district, Bekasi City, West Java with SHM No. 8215/Jatiasih in the name of Budi Aditya Erna Mulyanto.

j. A plot of land with an area of 180 square meters located in Kota Wisata Housing Cluster Coastesville Block SC 5 No. 35, Ciangsana Village, Gunung Putri Subdistrict, Bogor Regency, West Java with SHM No. 7377/Ciangsana in the name of Budi Aditya Erna Mulyanto.

k. A plot of land with an area of 95 m2 located in the Province of Jakarta Special Capital Region, Central Jakarta Administration City, Kemayoran Sub-district, Sumur Batu Village SHGB NIB 09.01.000000056.0 in the name of the Company.

l. A plot of land with an area of 235 m2 located in West Java Province, Purwakarta Regency, Bungursari Subdistrict, Cikopo Village with SHGB No. 03306/Cikopo in the name of the Company.

m. A plot of land measuring 64 m2 located in West Java Province, Purwakarta Regency, Bungursari Subdistrict, Cikopo Village with SHM No. 8477/Sarua in the name of Budi Aditya Erna Mulyanto.

15. UTANG BANK *(Lanjutan)*

Berdasarkan perjanjian, Perusahaan tidak diperkenankan melakukan kegiatan-kegiatan berikut tanpa persetujuan tertulis terlebih dahulu dari BCA, yaitu:

a. memperoleh pinjaman/kredit baru dari pihak lain dan/atau mengikatkan diri sebagai penjamin dalam bentuk dan dengan nama apapun dan/atau mengagunkan harta kekayaan kepada pihak lain.
b. meminjamkan uang, termasuk namun tidak terbatas pada perusahaan afiliasinya, kecuali dalam rangka menjalankan usaha sehari-hari.
c. melakukan investasi, penyertaan atau membuka usaha baru di luar bisnis inti Perusahaan.
d. melakukan peleburan, penggabungan, pengambilalihan, pembubaran/likuidasi, serta mengubah status kelembagaan, anggaran dasar, susunan direksi dan dewan komisaris dan pemegang saham dan melakukan pembagian dividen.

Perusahaan telah mendapat *waiver* dari BCA terkait hal tersebut di atas dalam Surat No. 00479/SLK/2023 tanggal 8 Mei 2023 dan Surat No. 00793/SLK/2023 tanggal 21 Juli 2023.

PT PC 24 Cyber Indonesia ("PC 24")

PT Bank OCBC NISP Tbk

Pada tanggal 27 Juni 2023, PC 24 menandatangani Perjanjian Pinjaman dengan PT Bank OCBC NISP Tbk ("OCBC") yang tertuang dalam Akta Perjanjian Pinjaman No. 158 dimana OCBC menyetujui pemberian Fasilitas Kredit Rekening Koran ("KRK") kepada PC 24. Perjanjian ini telah diperpanjang dan mengalami perubahan beberapa kali, terakhir berdasarkan Surat Pemberitahuan Perpanjangan Kredit 035/OL/EMB-HI/FH/V/2024 pada tanggal 20 Juni 2024. Jumlah maksimal dari fasilitas kredit ini adalah sebesar Rp6.000.000.000 yang digunakan untuk kebutuhan modal kerja. Jangka waktu perjanjian adalah selama satu tahun terhitung sejak tanggal penandatanganan perjanjian pinjaman dengan tingkat suku bunga kredit sebesar 8,25%.

15. BANK LOANS *(Continued)*

Based on the agreement, the Company is not Allowed to carry out the following activities without prior written approval from BCA, as follows:

a. obtain new loans/credit from other parties and/or bind themselves as guarantors in any form and by any name and/or pledge assets to other parties.
b. lending money, including but not limited to its affiliated companies, except in the context of carrying out daily business.
c. make investments, investments or open new businesses outside the Company's core business.
d. conducting consolidation, merger, acquisition, dissolution/liquidation, as well as changing the institutional status, articles of association, composition of the board of directors and board of commissioners and shareholders and conducting dividend distribution.

The Company has received a waiver from BCA related to the above in Letter No. 00479/SLK/2023 dated May 8, 2023 and Letter No. 00793/SLK/2023 dated July 21, 2023.

PT PC 24 Cyber Indonesia ("PC 24")

PT Bank OCBC NISP Tbk

On June 27, 2023, PC 24 entered into a Loan Agreement with PT Bank OCBC NISP Tbk ("OCBC") as stated in the Deed of Loan Agreement No. 158 where OCBC approved the granting of Current Account Credit Facility ("KRK") to PC 24. This agreement has been extended and amended several times, most recently based on the Notice of Credit Extension 035/OL/EMB-HI/FH/V/2024 dated June 20, 2024. The maximum amount of this credit facility is Rp6,000,000,000 which is used for working capital. The term of the agreement is for one year from the date of signing the loan agreement with an interest rate of 8.25%.

15. UTANG BANK *(Lanjutan)*

Jaminan atas fasilitas kredit dari OCBC adalah sebagai berikut:

a. Sebidang tanah seluas 63 m^2 yang terletak di Jalan Petojo V.I.Y. I No. 22 RT.002/006, Kelurahan Cideng, Kecamatan Gambir, Jakarta Pusat dengan SHM No. 1512/Cideng atas nama Budi Aditya Erna Mulyanto.
b. Sebidang tanah seluas 66 m^2 yang terletak di Kelurahan Sukasari, Kecamatan Tangerang, Banten dengan SHM No. 4330/Sukasari atas nama Budi Aditya Erna Mulyanto.
c. Sebidang tanah seluas 54 m^2 yang terletak di RT.017/06, Desa Pasirsari, Kecamatan Cikarang Selatan, Bekasi, Jawa Barat dengan SHM No. 4482/Pasirsari atas nama Budi Aditya Erna Mulyanto.
d. Sebidang tanah seluas 135 m^2 yang terletak di Kav. A.1-1, Desa Sukasari, Kecamatan Serang Baru, Bekasi, Jawa Barat dengan SHM No. 05878/Sukasari atas nama Budi Aditya Erna Mulyanto.

Berdasarkan perjanjian, PC 24 tidak diperkenankan melakukan kegiatan-kegiatan berikut tanpa persetujuan tertulis terlebih dahulu dari OCBC, antara lain, sebagai berikut:

a. Melakukan perubahan susunan pemegang saham dan pihak pengendali (langsung atau tidak langsung), serta susunan direksi dan dewan komisaris.
b. Melikuidasi atau membubarkan Perusahaan atau terikat dalam merger, akuisisi, konsolidasi dan/atau usaha patungan dengan perusahaan lain.
c. Menurunkan modal disetor Perusahaan.
d. Membayar dividen dengan cara apapun kepada pemegang saham.

PC24 telah mendapat waiver dari OCBC terkait butir a sampai dengan d tersebut di atas dalam Surat No. 02/EXT/EMB/I/2024 tanggal 18 Januari 2024 dengan ketentuan untuk butir a sampai dengan c dengan persetujuan tertulis dari OCBC sedangkan untuk butir d wajib menyerahkan pemberitahuan sebelumnya kepada OCBC.

15. BANK LOANS *(Continued)*

Guarantees for the credit facility from OCBC is as follows:

a. A plot of land measuring 63 m2 located at Jalan Petojo V.I.Y. I No. 22 RT.002/006, Cideng Village, Gambir District, Central Jakarta with SHM No. 1512/Cideng in the name of Budi Aditya Erna Mulyanto.
b. A plot of land with an area of 66 m2 located in Sukasari Village, Tangerang District, Banten with SHM No. 4330/Sukasari in the name of Budi Aditya Erna Mulyanto.
c. A plot of land measuring 54 m2 located in RT.017/06, Pasirsari Village, South Cikarang District, Bekasi, West Java with SHM No. 4482/Pasirsari in the name of Budi Aditya Erna Mulyanto.
d. A piece of land with an area of 135 m2 located at Kav. A.1-1, Sukasari Village, Serang Baru Subdistrict, Bekasi, West Java with SHM No. 05878/Sukasari in the name of Budi Aditya Erna Mulyanto.

According to the agreement, PC 24 is not permitted to carry out the following activities without OCBC's prior written consent, among others, as follows:

a. Making changes to the composition of shareholders and controlling parties (direct or indirect), as well as the composition of the board of directors and board of commissioners.
b. Liquidate or dissolve the Company or engage in merger, acquisition, consolidation and/or joint venture with other companies.
c. Decrease the paid-up capital of the Company.
d. Pay dividends in any way to shareholders.

PC24 has received a waiver from OCBC in relation to items a to d mentioned above in its Letter No. 02/EXT/EMB/I/2024 dated January 18, 2024 with the provisions for items a to c with written approval from OCBC while for item d must submit prior notification to OCBC.

15. UTANG BANK *(Lanjutan)*

PT Bank Central Asia Tbk

Pada tanggal 2 Desember 2024, PC24 menandatangani Perjanjian Kredit dengan PT Bank Central Asia Tbk ("BCA") yang tertuang dalam Surat Perjanjian Kredit No. 01836/PK/0979S/2024 dimana BCA menyetujui pemberian fasilitas kredit investasi jumlah kredit senilai Rp1.820.000.000 dengan tingkat suku bunga sebesar 9,75% dan jatuh tempo pada tanggal 2 Desember 2029.

Fasilitas tersebut dijamin dengan agunan sebagai berikut:

a. Sebidang tanah dan bangunan di Jalan Basuki Rahmat, RT. 005/RW. 006 Kel. Sindangkasih, Kec. Purwakarta, 41112, Kab. Purwakarta sesuai sertifikat HGB 10.07.000007393.0 atas nama PC24.

PT Fiber Media Indonesia ("FMI")

PT Bank Central Asia Tbk

Pada tanggal 29 Maret 2022, FMI menandatangani Perjanjian Kredit dengan PT Bank Central Asia Tbk ("BCA") yang tertuang dalam Akta Perjanjian Kredit No. 00042/KML/SPPK/2012 dimana BCA menyetujui pemberian fasilitas pinjaman kepada FMI. Perjanjian ini telah diperpanjang dan mengalami perubahan beberapa kali, terakhir berdasarkan Surat Pemberitahuan Perpanjangan Jangka Waktu No. 00126/KML/SPPJ/2024 tanggal 22 Mei 2024.

Fasilitas pinjaman ini terdiri dari:

1. Fasilitas kredit lokal dengan jumlah maksimal kredit senilai Rp2.400.000.000 dengan tingkat suku bunga sebesar 11,5% dan jatuh tempo pada tanggal 28 Mei 2025.
2. Fasilitas kredit investasi jumlah maksimal kredit senilai Rp2.475.000.000 dengan tingkat suku bunga sebesar 9% dan jatuh tempo pada tanggal 29 Maret 2029.

15. BANK LOANS *(Continued)*

PT Bank Central Asia Tbk

On December 2, 2024, PC24 signed a Credit Agreement with PT Bank Central Asia Tbk ("BCA") as stated in the Credit Agreement Letter No. 01836/PK/ 0979S/2024 where BCA approved the provision of investment credit facilities with a total credit amount of Rp1,820,000,000 with an interest rate of 9.75% and maturing on December 2, 2029.

The facility is secured by the following collateral:

a. A plot of land and building at Jalan Basuki Rahmat, RT. 005/RW. 006 Kel. Sindangkasih, Kec. Purwakarta, 41112, Kab. Purwakarta according to HGB certificate 10.07.000007393.0 in the name of PC24.

PT Fiber Media Indonesia (:FMI")

PT Bank Central Asia Tbk

On March 29, 2022, FMI signed a Credit Agreement with PT Bank Central Asia Tbk ("BCA") as stated in the Deed of Credit Agreement No. 00042/KML/SPPK/2012 whereby BCA agreed to provide loan facilities to FMI. This agreement has been extended and amended several times, most recently based on the Notification Letter of Extension of Time Period No. 00126/KML/ SPPJ/2024 dated May 22, 2024.

This loan facility consists of:

1. Local credit facility with a maximum credit amount of Rp2,400,000,000 with an interest rate of 11.5% and matures on May 28, 2025.

2. The investment credit facility has a maximum credit amount of Rp2,475,000,000 with an interest rate of 9% and matures on March 29, 2029.

15. UTANG BANK *(Lanjutan)*

Fasilitas tersebut dijamin dengan agunan sebagai berikut:

a. Sebuah Ruko di Jalan Prof. Dr. Soepomo, SH No. 45, Kelurahan Tebet Barat, Kecamatan. Tebet, Kota Jakarta Selatan sesuai sertifikat HGB - SHGB No. 03922/Tebet Barat atas nama Ridhomas Aritonang, Posmida Siahaan.
b. Sebidang Tanah di Jalan Durian 6 No. 223, Kelurahan Depok Jaya, Kecamatan Pancoran Mas, Kota Depok sesuai sertifikat HM - SHM No. 04742/Depok Jaya atas nama Budi Aditya Erna Mulyanto.
c. Sebidang Tanah bangunan lainnya di Jalan Ir. Mangkudijojo, Kampung Jatirasa, Kelurahan Karang Pawitan, Kecamatan Karawang Barat, Kabupaten Karawang sesuai sertifikat HM - SHM No. 914/Karang Pawitan atas nama Budi Aditya Erna Mulyanto.
d. Sebidang Tanah bangunan lainnya di Jalan Plered RT 005 RW 007, Kelurahan Pengasin, Kecamatan Sawangan, Kota Depok sesuai sertifikat HM - SHM No. 04050/Pengasinan atas nama Budi Aditya Erna Mulyanto.
e. Sebidang Tanah bangunan lainnya di Jalan Raya Gunung Putri, Kelurahan Tanjung Udik, Kecamatan Gunung Putri, Kabupaten Bogor sesuai sertifikat HM - SHM No. 5693/Tanjung Udik atas nama Budi Aditya Erna Mulyanto.
f. Sebidang Tanah bangunan lainnya di Kampung Cikalangan, Jalan Raya Cileungsi (Transyogie) Kelurahan Cileungsi, Kecamatan Cileungsi, Kabupatan Bogor sesuai sertifikat HM - SHM NO.3238/Cileungsi atas nama Budi Aditya Erna Mulyanto.

Berdasarkan perjanjian, FMI tidak diperkenankan melakukan kegiatan-kegiatan berikut tanpa persetujuan tertulis terlebih dahulu dari BCA, yaitu:

a. Memperoleh pinjaman baru dari pihak lain dan/atau mengikatkan diri sebagai penanggung atau penjamin dalam bentuk dan dengan nama apa pun dan/atau mengagunkan harta kekayaan FMI kepada pihak lain;
b. Meminjamkan uang, termasuk tetapi tidak terbatas kepada perusahaan afiliasinya, kecuali dalam rangka menjalankan usaha sehari-hari;
c. Melakukan peleburan, penggabungan, pengambilalihan, pembubaran/likuidasi;
d. Mengubah status kelembagaan.

15. BANK LOANS *(Continued)*

The facility is secured by the following collateral:

a. A shophouse on Jalan Prof. Dr. Soepomo, SH No. 45, Tebet Barat Urban Village, District. Tebet, South Jakarta City according to HGB - SHGB certificate No. 03922/Tebet Barat in the name of Ridhomas Aritonang, Posmida Siahaan.
b. A plot of land at Jalan Durian 6 No. 223, Depok Jaya Urban Village, Pancoran Mas Subdistrict, Depok City according to HM - SHM certificate No. 04742/Depok Jaya in the name of Budi Aditya Erna Mulyanto.
c. Another plot of land and building on Jalan Ir. Mangkudijojo, Kampung Jatirasa, Kelurahan Karang Pawitan, Kecamatan Karawang Barat, Kabupaten Karawang in accordance with HM certificate - SHM No. 914/Karang Pawitan in the name of Budi Aditya Erna Mulyanto.
d. A plot of land and other buildings at Jalan Plered RT 005 RW 007, Pengasin Village, Sawangan Subdistrict, Depok City according to HM - SHM certificate No. 04050/Pengasinan in the name of Budi Aditya Erna Mulyanto.
e. Another plot of land and building at Jalan Raya Gunung Putri, Kelurahan Tanjung Udik, Kecamatan Gunung Putri, Kabupaten Bogor in accordance with HM certificate - SHM No. 5693/Tanjung Udik in the name of Budi Aditya Erna Mulyanto.
f. Another plot of land and building in Cikalangan Village, Jalan Raya Cileungsi (Transyogie), Cileungsi Village, Cileungsi Subdistrict, Bogor Regency according to HM certificate - SHM NO.3238/Cileungsi in the name of Budi Aditya Erna Mulyanto.

Based on the agreement, FMI is not Allowed to carry out the following activities without prior written approval from BCA, as follows:

a. Obtaining new loans from other parties and/or binding itself as an insurer or guarantor in any form and by any name and/or pledging FMI's assets to other parties;
b. Lending money, including but not limited to its affiliated companies, except in the context of carrying out daily business;
c. Conducting consolidation, merger, acquisition, dissolution/liquidation;
d. Changing institutional status.

16. UTANG USAHA / *16. TRADE PAYABLES*

	31 Desember 2024/ *December 31, 2024*	31 Desember 2023/ *December 31, 2023*	
Pihak ketiga	**17.307.863.802**	**18.279.545.620**	*Third parties*

Seluruh utang usaha dalam mata uang Rupiah. Grup tidak memberikan jaminan atas utangnya kepada pemasok.

All trade payables are denominated in Rupiah. The Group does not provide collateral for its payables to suppliers.

17. BEBAN AKRUAL / *17. ACCRUED EXPENSES*

Akun ini terdiri dari: / *This account consists of:*

	31 Desember 2024/ *December 31, 2024*	31 Desember 2023/ *December 31, 2023*	
Biaya Hak Penyelenggaraan (BHP) dan *Universal Service Obligation (USO)*	5.901.221.525	4.666.798.084	*Operating Rights Fee (BHP) and Universal Service Obligation (USO)*
Gaji dan tunjangan	480.647.460	980.197.812	*Salaries and allowances*
Asuransi	356.011.992	-	*Insurance*
Lain-lain	2.469.841	-	*Others*
Total	**6.740.350.818**	**5.646.995.896**	***Total***

18. PEMBIAYAAN KONSUMEN / *18. CONSUMER FINANCING*

Akun ini terdiri dari: / *This account consists of:*

	31 Desember 2024/ *December 31, 2024*	31 Desember 2023/ *December 31, 2023*	
PT BCA Finance	3.259.815.034	5.071.592.449	*PT BCA Finance*
PT Maybank Indonesia Finance	823.019.127	1.478.238.127	*PT Maybank Indonesia Finance*
PT Mega Finance	-	146.480.060	*PT Mega Finance*
PT Astra Sedaya Finance	-	251.955.618	*PT Astra Sedaya Finance*
PT Federal International Finance	-	32.958.013	*PT Federal International Finance*
Total	4.082.834.161	6.981.224.267	*Total*
Dikurangi bagian yang jatuh tempo dalam satu tahun	(2.789.422.111)	(4.071.349.650)	*Less current maturities*
Bagian Jangka Panjang - Neto	**1.293.412.050**	**2.909.874.617**	***Long-Term Portion - Net***

18. PEMBIAYAAN KONSUMEN *(Lanjutan)*

Perusahaan

Perusahaan menandatangani beberapa perjanjian pembiayaan konsumen dengan PT BCA Finance, PT Mega Finance, PT Maybank Indonesia Finance dan PT Federal International Finance yang digunakan untuk membiayai pembelian kendaraan. Fasilitas pinjaman ini dijamin dengan kendaraan tersebut dan akan jatuh tempo pada 2024, 2025 dan 2026 dengan tingkat suku bunga tetap yang berkisar antara 2,66% sampai 29,69% per tahun.

PT PC 24 Cyber Indonesia ("PC 24")

PC 24 menandatangani beberapa perjanjian pembiayaan konsumen dengan PT BCA Finance dan PT Maybank Indonesia Finance yang digunakan untuk membiayai pembelian kendaraan. Fasilitas pinjaman ini dijamin dengan kendaraan tersebut dan akan jatuh tempo pada 2024 dan 2026 dengan tingkat suku bunga tetap yang berkisar antara 2,66% sampai 7,49% per tahun.

PT Fiber Media Indonesia ("FMI")

FMI menandatangani beberapa perjanjian pembiayaan konsumen dengan PT BCA Finance dan PT Maybank Indonesia Finance yang digunakan untuk membiayai pembelian kendaraan. Fasilitas pinjaman ini dijamin dengan kendaraan tersebut dan akan jatuh tempo pada 2026 dengan tingkat suku bunga tetap yang berkisar antara 2,66% sampai 7,48% per tahun.

18. CONSUMER FINANCING (Continued)

The Company

The Company entered into several consumer finance agreements with PT BCA Finance, PT Mega Finance, PT Maybank Indonesia Finance and PT Federal International Finance which were used to finance the purchases of transportation equipment. These loan facilities are collateralized by the related transportation equipment and will expire in 2024, 2025 and 2026 and bear fixed interest rates ranging from 2.66% to 29.69% per annum.

PT PC 24 Cyber Indonesia ("PC 24")

PC 24 entered into several consumer finance agreements with PT BCA Finance and PT Maybank Indonesia Finance which were used to finance the purchases of transportation equipment. These loan facilities are collateralized by the related transportation equipment and will expire in 2024 and 2026 and bear fixed interest rates ranging from 2.66% to 7.49% per annum.

PT Fiber Media Indonesia ("FMI")

FMI entered into several consumer finance agreements with PT BCA Finance and PT Maybank Indonesia Finance which were used to finance the purchases of transportation equipment. These loan facilities are collateralized by the related transportation equipment and will expire in 2026 and bear fixed interest rates ranging from 2.66% to 7.48% per annum.

19. UTANG NON-USAHA

19 NON-TRADE PAYABLES

Akun ini terdiri dari:

This account consists of:

	31 Desember 2024/ *December 31, 2024*	31 Desember 2023/ *December 31, 2023*	
Jangka pendek			***Short term***
Pihak ketiga	762.955.856	-	*Third parties*
Jangka panjang			***Long term***
Pihak berelasi (Catatan 37)	32.457.940.713	2.350.000.000	*Related parties (Note 37)*
Total	**33.220.896.569**	**2.350.000.000**	***Total***

Seluruh utang lain-lain dalam mata uang Rupiah.

All other payables are denominated in Rupiah.

20. LIABILITAS SEWA / *20. LEASE LIABILITIES*

Pembayaran sewa minimum di masa yang akan datang, serta nilai kini atas pembayaran minimum sewa adalah sebagai berikut:

Future minimum lease payments, and the present value of minimum lease payments are as follows:

	31 Desember 2024/ *December 31, 2024*	31 Desember 2023/ *December 31, 2023*	
Sewa	16.621.216.935	5.275.469.814	*Lease*
Dikurangi bagian yang jatuh tempo dalam satu tahun	(2.158.340.359)	(761.865.833)	*Less current maturities*
Bagian Jangka Panjang - Neto	**14.462.876.576**	**4.513.603.981**	***Long-Term Portion - Net***

Besarnya bunga inkremental implisit yang digunakan sebesar 6%

The amount of implicit incremental interest used is 6%.

Grup menandatangani beberapa perjanjian sewa berkaitan dengan sewa ruang kantor. Perjanjian sewa memiliki periode tetap dari 3 bulan sampai dengan 56 bulan, tetapi dapat memiliki opsi perpanjangan. Perjanjian sewa tidak memberikan persyaratan apapun, tetapi aset yang disewakan tidak dapat digunakan sebagai jaminan atas pinjaman. Grup mengadakan perjanjian sewa ruang kantor dengan PT Mustika Ratu Centre sebagai berikut:

The Group entered into several lease agreements relating to the lease of office space. The lease agreements have fixed periods from 3 months to 56 months, but may have renewal options. The lease agreements do not provide any conditions, but the leased assets cannot be used as collateral for loans. The Group entered into office space lease agreements with PT Mustika Ratu Center as follows:

a. Pada tanggal 13 Mei 2022, Perusahaan menandatangani Perjanjian Sewa Menyewa dengan PT Mustika Ratu Centre atas ruang kantor. Perjanjian ini telah diadendum beberapa kali, terakhir pada tanggal 24 Juli 2023 dimana Perusahaan menyewa ruang kantor di *Ground Floor* seluas 388,18 m^2 dengan jangka waktu sewa selama 4 tahun 8 bulan dari tanggal 15 September 2023 sampai dengan tanggal 12 Juni 2028.

a. On May 13, 2022, the Company signed a Lease Agreement with PT Mustika Ratu Center for office space. This agreement has been amended several times, most recently on July 24, 2023 where the Company leases office space on the Ground Floor covering an area of 388.18 m^2 *with a lease period of 4 years and 8 months from September 15, 2023 to June 12, 2028.*

b. Pada tanggal 7 November 2022, Perusahaan menandatangani Perjanjian Sewa Menyewa dengan PT Mustika Ratu Centre atas ruang kantor. Perjanjian ini telah diadendum beberapa kali, terakhir pada tanggal 1 Januari 2024 dimana Perusahaan menyewa ruang kantor di Lantai Annex seluas 147,5 m2 dengan jangka waktu sewa selama 5 tahun dari tanggal 1 Januari 2024 sampai dengan tanggal 31 Desember 2028.

b. On November 7, 2022, the Company entered into a Lease Agreement with PT Mustika Ratu Center for office space. This agreement has been amended several times, most recently on January 1, 2024 where the Company leased office space on the Annex Floor covering an area of 147.5 m^2 *with a lease period of 5 years from January 1, 2024 to December 31, 2028.*

20. LIABILITAS SEWA *(Lanjutan)*

c. Pada tanggal 22 Desember 2023, Perusahaan menandatangani Perjanjian Sewa Menyewa dengan PT Mustika Ratu Centre atas lahan. dimana Perusahaan menyewa lahan untuk penempatan gardu di Lantai Annex seluas 34,8 m2 dengan jangka waktu sewa selama 5 tahun dari tanggal 22 Desember 2024 sampai dengan tanggal 21 Desember 2028.

d. Pada tanggal 7 November 2022, PC 24 menandatangani Perjanjian Sewa Menyewa dengan PT Mustika Ratu Centre atas ruang kantor. Perjanjian ini telah diadendum beberapa kali, terakhir pada tanggal 1 Januari 2024 dimana PC 24 menyewa ruang kantor di Lantai Annex dengan luas 73,28 m^2 dengan jangka waktu sewa selama 5 tahun dari tanggal 1 Januari 2024 sampai dengan tanggal 31 Desember 2028.

e. Pada tanggal 7 November 2022, FMI menandatangani Perjanjian Sewa Menyewa dengan PT Mustika Ratu Centre atas ruang kantor. Perjanjian ini telah diadendum beberapa kali, terakhir pada tanggal 1 Januari 2024 dimana FMI menyewa ruang kantor di Lantai Annex dengan luas 73,28 m^2 dengan jangka waktu sewa selama 5 tahun dari tanggal 1 Januari 2024 sampai dengan tanggal 31 Desember 2028.

20. LEASE LIABILITIES *(Continued)*

c. On December 22, 2023, the Company entered into a Lease Agreement with PT Mustika Ratu Centre for land, whereby the Company leased 34.8 m2 of land for the placement of substations on the Annex Floor with a lease period of 5 years from December 22, 2024 to December 21, 2028.

d. On November 7, 2022, PC 24 signed a Lease Agreement with PT Mustika Ratu Center for office space. This agreement has been amended several times, most recently on January 1, 2024 where PC 24 leased office space on the Annex Floor with an area of 73.28 m^2 *with a lease period of 5 years from January 1, 2024 to December 31, 2028.*

e. On November 7, 2022, FMI signed a Lease Agreement with PT Mustika Ratu Center for office space. This agreement has been amended several times, most recently on January 1, 2024 where FMI leased office space on the Annex Floor with an area of 73.28 m^2 *with a lease period of 5 years from January 1, 2024 to December 31, 2028.*

21. LIABILITAS IMBALAN KERJA

Liabilitas imbalan kerja Grup untuk tahun yang berakhir pada 31 Desember 2024 dan 2023 dihitung oleh aktuaris independen, Kantor Konsultan Aktuaria Arya Bagiastra, dalam laporannya tanggal 11 Februari 2025 dan 20 April 2024, dengan menggunakan metode "*Projected Unit Credit*" dengan mempertimbangkan beberapa asumsi sebagai berikut:

21. EMPLOYEE BENEFITS LIABILITY

The Group's employee benefits liabilities for the year ended December 31, 2024 and 2023 were calculated by an independent actuary, Arya Bagiastra Actuarial Consulting Firm, in its report dated February 11, 2025 and April 20, 2024, using the "Projected Unit Credit" method by considering the following assumptions:

	31 Desember 2024/ ***December 31, 2024***	**31 Desember 2023/** ***December 31, 2023***	
Tingkat diskonto per tahun	6,84% - 7,12%	6,78% - 7,22%	*Discount rate*
Kenaikan gaji rata-rata per tahun	6,00%	6,00% - 6,78%	*Rate of salary increase*
Usia pensiun normal	55 Tahun / *Years*	55 Tahun / *Years*	*Normal retirement age*
Tingkat mortalitas	TMII IV	TMII IV	*Mortality rate*
Tingkat cacat	5% TMII IV	5% TMII IV	*Disability rate*

21. LIABILITAS IMBALAN KERJA *(Lanjutan)* / *21. EMPLOYEE BENEFITS LIABILITY (Continued)*

Mutasi liabilitas imbalan kerja adalah sebagai berikut: / *Movements of employee benefits liabilities are as follows:*

	31 Desember 2024/ *December 31, 2024*	31 Desember 2023/ *December 31, 2023*	
Saldo awal	2.746.040.709	2.112.303.980	*Beginning balance*
Beban berjalan	792.350.069	561.935.811	*Current expenses*
Rugi komprehensif lain	(239.290.679)	71.800.918	*Other comprehensive loss*
Saldo Akhir	**3.299.100.099**	**2.746.040.709**	***Ending Balance***

Rincian liabilitas imbalan kerja yang diakui dalam laba rugi adalah sebagai berikut: / *Details of employee benefits liability recognized in profit or loss are as follows:*

	31 Desember 2024/ *December 31, 2024*	31 Desember 2023/ *December 31, 2023*	
Beban jasa kini	747.411.139	409.532.522	*Current service cost*
Beban bunga	187.181.038	152.403.289	*Interest cost*
Beban imbalan kerja (Catatan 32)	934.592.177	561.935.811	*Employee benefit expense (Note 32)*
Dampak kurtailmen (Catatan 35)	(142.242.108)	-	*Effect of curtailment (Note 35)*
Total	**792.350.069**	**561.935.811**	***Total***

Rincian liabilitas imbalan kerja yang diakui pada rugi komprehensif lain adalah sebagai berikut: / *Details of employee benefits liability recognized in other comprehensive loss are as follows:*

	31 Desember 2024/ *December 31, 2024*	31 Desember 2023/ *December 31, 2023*	
Kerugian aktuarial yang timbul dari:			*Actuarial loss from:*
Perubahan asumsi keuangan	(100.469.354)	110.539.608	*Change in financial assumption*
Penyesuaian pengalaman	(138.821.325)	(38.738.690)	*Experience adjustments*
Total	**(239.290.679)**	**71.800.918**	***Total***

21. LIABILITAS IMBALAN KERJA *(Lanjutan)* / *21. EMPLOYEE BENEFITS LIABILITY (Continued)*

Sensitivitas liabilitas imbalan pasti terhadap asumsi utama adalah sebagai berikut:

The sensitivity of the defined benefit obligation to the key assumptions is as follows:

	31 Desember 2024/ *December 31, 2024*	31 Desember 2023/ *December 31, 2023*	
Perubahan asumsi tingkat diskonto			*Changes in discount rate assumptions*
Penurunan 1%	262.187.251	92.380.724	*Decrease 1%*
Peningkatan 1%	(232.429.299)	(457.357.912)	*Increase 1%*
Perubahan asumsi tingkat kenaikan gaji			*Changes in salary increase rate assumptions*
Penurunan 1%	(245.059.683)	(472.470.605)	*Decrease 1%*
Peningkatan 1%	272.360.446	106.526.351	*Increase 1%*

22. PERPAJAKAN / *22. TAXATION*

a. Pajak dibayar Dimuka / *a. Prepaid Taxes*

	31 Desember 2024/ *December 31, 2024*	31 Desember 2023/ *December 31, 2023*	
Pajak Pertambahan Nilai	592.337.836	-	*Value Added Tax*
Pajak penghasilan			*Income tax*
Pasal 21	123.098.826	-	*Article 21*
Total	**715.436.662**	**-**	***Total***

Pajak penghasilan dibayar dimuka pasal 21 merupakan kelebihan pembayaran pajak yang akan dikompensasi pada tahun fiskal berikutnya.

Prepaid income tax article 21 represents tax overpayments that will be compensated to the following fiscal year.

b. Utang Pajak / *b. Taxes Payable*

	31 Desember 2024/ *December 31, 2024*	31 Desember 2023/ *December 31, 2023*	
Pajak Pertambahan Nilai	1.910.814.515	1.325.671.779	*Value Added Tax*
Pajak penghasilan			*Income tax*
Pasal 4 Ayat 2	130.392.304	51.474.404	*Article 4 (2)*
Pasal 21	40.923.886	748.264.232	*Article 21*
Pasal 23	81.759.483	95.058.160	*Article 23*
Pasal 25	160.426.670	518.049.248	*Article 25*
Pasal 29	20.052.181.715	6.096.292.466	*Article 29*
Total	**22.376.498.573**	**8.834.810.289**	***Total***

22. PERPAJAKAN *(Lanjutan)*

***22. TAXATION** (Continued)*

c. Manfaat (Beban) Pajak Penghasilan

c. Income Tax Benefit (Expense)

	2024	2023	
Pajak kini			*Current income tax*
Perusahaan	(25.609.304.644)	(8.816.451.727)	*The Company*
Entitas anak	(8.096.635.200)	(3.807.908.824)	*Subsidiaries*
Subtotal	(33.705.939.844)	(12.624.360.551)	*Subtotal*
Pajak penghasilan tangguhan			*Deferred income tax*
Perusahaan	8.425.923.560	257.856.096	*The Company*
Entitas anak	(8.096.635.200)	24.372.795	*Subsidiaries*
Subtotal	329.288.360	282.228.891	*Subtotal*
Total	**(33.376.651.484)**	**(12.342.131.660)**	***Total***

Rekonsiliasi antara laba sebelum beban pajak penghasilan menurut laporan laba rugi dan penghasilan komprehensif lain konsolidasian dengan taksiran penghasilan kena pajak adalah sebagai berikut:

The reconciliation between income before income tax expense as shown in the consolidated statements of profit or loss and other comprehensive income and estimated taxable income are as follows:

	2024	2023	
Laba sebelum pajak menurut laporan laba rugi dan penghasilan komprehensif lain konsolidasian	145.223.207.235	54.484.360.241	*Income before tax according to consolidated statements of profit or loss and others comprehensive income*
Laba sebelum pajak penghasilan entitas anak	(22.954.014.354)	(24.706.461.053)	*Profit before tax expense of subsidiaries*
Laba sebelum pajak penghasilan - Perusahaan	122.269.192.881	29.777.899.188	*Profit before income tax of The Company*
Beda permanen	(7.834.164.262)	10.296.882.112	*Permanent differences*
Beda temporer	1.970.901.581	-	*Temporary differences*
Laba kena pajak	116.405.930.200	40.074.781.300	***Taxable income***

22. PERPAJAKAN *(Lanjutan)*

22. TAXATION *(Continued)*

	2024	2023	
Beban penghasilan pajak kini:			*Current income tax expense:*
Perusahaan	25.609.304.644	8.816.451.727	*The Company*
Entitas anak	8.096.635.200	3.807.908.824	*Subsidiaries*
Total	33.705.939.844	12.624.360.551	*Total*
Dikurangi pajak penghasilan dibayar dimuka:			*Less prepaid income taxes:*
Pasal 22	(8.470.600)	(1.526.365.549)	*Article 22*
Pasal 23	(4.251.020.440)	(1.235.345.300)	*Article 23*
Pasal 25	(9.394.267.089)	(4.748.178.042)	*Article 25*
Kurang bayar pajak penghasilan	**20.052.181.715**	**5.114.471.660**	***Under payment tax income expense***

Laba kena pajak hasil rekonsiliasi di atas menjadi dasar dalam pengisian SPT Tahunan Pajak Penghasilan Badan ke Kantor Pajak.

The reconciled taxable profit above becomes the basis for filing the Annual Corporate Income Tax Return to the Tax Office.

d. Pajak Tangguhan

d. Deferred Tax

	Saldo 1 Januari 2024/ *Balance as of January 1, 2024*	Dibebankan ke Laba Rugi/ *Charged to Profit and Loss*	Dikreditkan ke Penghasilan Komprehensif Lain/ *Credited to Other Comprehensive Income*	Saldo 31 Desember 2024/ *Balance as of December 31, 2024*	
Perusahaan					***The Company***
Liabilitas imbalan kerja	396.472.843	171.204.587	55.682.947	623.360.377	*Employee benefits liability*
Cadangan penurunan nilai piutang	323.631.476	262.393.761	-	586.025.237	*Allowance for impairment of receivables*
Subtotal	720.104.319	433.598.348	55.682.947	1.209.385.614	*Subtotal*
Entitas anak					***Subsidiaries***
Liabilitas imbalan kerja	207.656.113	3.112.428	(108.326.896)	102.441.645	*Employee benefits liability*
Cadangan penurunan nilai piutang	746.921.523	(107.422.416)	-	639.499.107	*Allowance for impairment of receivables*
Subtotal	954.577.636	(104.309.988)	(108.326.896)	741.940.752	*Subtotal*
Total	**1.674.681.955**	**329.288.360**	**(52.643.949)**	**1.951.326.366**	***Total***

22. PERPAJAKAN *(Lanjutan)* / *22. TAXATION (Continued)*

	Saldo 1 Januari 2023/ *Balance as of January 1, 2023*	Dibebankan ke Laba Rugi/ *Charged to Profit and Loss*	Dibebankan ke Penghasilan Komprehensif Lain/ *Charged to Other Comprehensive Income*	Saldo 31 Desember 2023/ *Balance as of Desember 31, 2023*	
Perusahaan					***The Company***
Liabilitas imbalan kerja	300.040.091	83.237.525	13.195.227	396.472.843	*Employee benefits liability*
Cadangan penurunan nilai piutang	137.163.309	186.468.167	-	323.631.476	*Allowance for impairment of receivables*
Subtotal	437.203.400	269.705.692	13.195.227	720.104.319	*Subtotal*
Entitas anak					***Subsidiaries***
Liabilitas imbalan kerja	164.666.784	40.388.353	2.600.976	207.656.113	*Employee benefits liability*
Cadangan penurunan nilai piutang	774.786.677	(27.865.154)	-	746.921.523	*Allowance for impairment of receivables*
Subtotal	939.453.461	12.523.199	2.600.976	954.577.636	*Subtotal*
Total	**1.376.656.861**	**282.228.891**	**15.796.203**	**1.674.681.955**	***Total***

23. MODAL SAHAM / *23. SHARE CAPITAL*

Susunan pemegang saham Perusahaan adalah sebagai berikut:

The composition of the Company's shareholders is as follows:

	31 Desember 2024 / *December 31, 2024*			
Pemegang Saham	**Jumlah Saham/ *Number of Shares***	**Persentase Kepemilikan/ *Percentage of Ownership***	**Total/ *Total***	***Shareholders***
Verah Wahyudi Singgih Wong	1.076.758.300	78,310%	53.837.915.000	*Verah Wahyudi Singgih Wong*
Jimmi Anka	44.000.000	3,200%	2.200.000.000	*Jimmi Anka*
Samuel Adi Mulia	77.500	0,006%	3.875.000	*Samuel Adi Mulia*
Masyarakat	254.164.200	18,485%	12.708.210.000	*Public*
Total	**1.375.000.000**	**100%**	**68.750.000.000**	***Total***

	31 Desember 2023 / *December 31, 2023*			
Pemegang Saham	**Jumlah Saham/ *Number of Shares***	**Persentase Kepemilikan/ *Percentage of Ownership***	**Total/ *Total***	***Shareholders***
Verah Wahyudi Singgih Wong	1.056.000.000	96,00%	52.800.000.000	*Verah Wahyudi Singgih Wong*
Jimmi Anka	44.000.000	4,00%	2.200.000.000	*Jimmi Anka*
Total	**1.100.000.000**	**100%**	**55.000.000.000**	***Total***

23. MODAL SAHAM *(Lanjutan)*

Berdasarkan Akta No. 132 tanggal 30 Agustus 2023 oleh Elizabeth Karina Leonita, SH., M.Kn., Notaris di Jakarta Selatan, yang telah mendapat persetujuan dari Menteri Hukum dan Hak Asasi Manusia Republik Indonesia dalam Surat Keputusan No. AHU-0051661.AH.01.02.TAHUN 2023 tanggal 31 Agustus 2023, para pemegang saham menyetujui peningkatan modal dasar dari Rp50.000.000 menjadi Rp220.000.000.000 dan peningkatan modal ditempatkan dan disetor Perusahaan dari Rp25.000.000 menjadi Rp55.000.000.000. peningkatan modal ditempatkan dan disetor Perusahaan sebesar Rp54.975.000.000 melalui pembagian dividen saham dan diambil bagian dan disetor penuh oleh para pemegang saham sesuai dengan porsi kepemilikannya sehingga susunan kepemilikan saham Perusahaan menjadi sebagai berikut:

a. Verah Wahyudi Singgih Wong sebesar Rp52.800.000.000 atau 528.000 lembar saham.
b. Jimmi Anka sebesar Rp2.200.000.000 atau 22.000 lembar saham.

Berdasarkan Akta Pernyataan Keputusan Rapat Umum Pemegang Saham Tahunan No. 131 tanggal 30 Agustus 2023 oleh Elizabeth Karina Leonita, SH., M.Kn., Notaris di Jakarta Selatan, para pemegang saham menyatakan keputusan, antara lain, menetapkan penggunaan laba komprehensif Perusahaan sampai dengan 31 Desember 2022 sebagai berikut:

a. Sebesar Rp1.000.000.000 sebagai dana cadangan Perusahaan.
b. Sebesar Rp54.975.000.000 sebagai dividen saham dan akan dibagikan secara proporsional kepada pemegang saham dengan ketentuan pembagian yaitu Verah Wahyudi Singgih Wong sebesar Rp52.776.000.000 dan Jimmi Anka sebesar Rp2.199.000.000.

23. SHARE CAPITAL *(Continued)*

Based on Deed No. 132 dated August 30, 2023 by Elizabeth Karina Leonita, SH, M.Kn., Notary in South Jakarta, which was approved by the Minister of Law and Human Rights of the Republic of Indonesia in Decree No. AHU-0051661. .02.TAHUN 2023 dated August 31, 2023, the shareholders approved the increase in authorized capital from Rp50,000,000 to Rp220,000,000,000 and the increase in issued and paid-up capital of the Company from Rp25,000,000 to Rp55,000,000,000. the increase in issued and paid-up capital of the Company amounted to Rp54,975,000,000 through the distribution of stock dividends and was subscribed and fully paid by the shareholders in accordance with their ownership portion so that the composition of the Company's share ownership is as follows:

a. Verah Wahyudi Singgih Wong amounted to Rp52,800,000,000 or 528,000 shares.
b. Jimmi Anka amounted to Rp2,200,000,000 or 22,000 shares.

Based on the Deed of Resolution of the Annual General Meeting of Shareholders No. 131 dated August 30, 2023 by Elizabeth Karina Leonita, SH, M.Kn., Notary in South Jakarta, the shareholders resolved, among others, to determine the use of the Company's comprehensive income until December 31, 2022 as follows:

a. Amounted to Rp1,000,000,000 as the Company's reserve fund.
b. amounted to Rp54,975,000,000 as stock dividends and will be distributed proportionAlly to shareholders with the distribution provisions of Verah Wahyudi Singgih Wong amounted to Rp52,776,000,000 and Jimmi Anka amounted to Rp2,199,000,000.

23. MODAL SAHAM *(Lanjutan)*

Berdasarkan Akta No. 1 tanggal 3 Mei 2023 oleh Elizabeth Karina Leonita, SH., M.Kn., Notaris di Jakarta Selatan, yang telah mendapat persetujuan dari Menteri Hukum dan Hak Asasi Manusia Republik Indonesia dalam Surat Keputusan No. AHU-0030001.AH,01,02.TAHUN 2023 tanggal 30 Mei 2023, para pemegang saham menyetujui pelaksanaan hibah atas 240 lembar saham milik Budi Aditya Erna Mulyanto dalam Perusahaan kepada Verah Wahyudi Singgih Wong, sehingga susunan kepemilikan saham Perusahaan menjadi sebagai berikut:

a. Verah Wahyudi Singgih Wong sebesar Rp24.000.000.
b. Jimmi Anka sebesar Rp1.000.000.

23. SHARE CAPITAL *(Continued)*

Based on Deed No. 1 dated May 3, 2023 by Elizabeth Karina Leonita, SH, M.Kn., Notary in South Jakarta, which was approved by the Minister of Law and Human Rights of the Republic of Indonesia in Decree No. AHU-0030001.AH,01,02.TAHUN 2023 dated May 30, 2023, the shareholders approved the grant of 240 shares owned by Budi Aditya Erna Mulyanto in the Company to Verah Wahyudi Singgih Wong, so that the composition of the Company's share ownership is as follows:

a. Verah Wahyudi Singgih Wong in the amount of Rp24,000,000
b. Jimmi Anka in the amount of Rp1,000,000.

24. TAMBAHAN MODAL DISETOR

24. ADDITIONAL PAID-IN CAPITAL

	31 Desember 2024/ ***December 31, 2024***	**31 Desember 2023/** ***December 31, 2023***	
Agio saham dari penawaran umum saham perdana	37.950.000.000	-	*Premium share from initial public offering*
Biaya emisi saham	(3.000.073.478)	-	*Share issuance costs*
Pengampunan pajak	7.271.363.600	7.271.363.600	*Tax amnesty*
Selisih transaksi restrukturisasi entitas pengendali (Catatan 1d)	14.675.079.209	-	*Difference in restructuring transactions of entities under common control (Note 1d)*
Selisih nilai transaksi ekuitas dengan pihak nonpengendali (Catatan 1d)	(38.853.744)	-	*Difference in value of equity transaction with noncontroling interest (Note 1d)*
Total	**56.857.515.587**	**7.271.363.600**	***Total***

Agio saham dari penawaran umum perdana merupakan selisih antara harga jual Rp188 setiap lembar saham dengan nilai nominal Rp50 setiap lembar saham untuk 275.000.000 lembar saham yang diterbitkan melalui penawaran umum perdana.

Premium of share from initial public offering represents the difference between selling price of Rp188 per share and the par value of Rp50 per share of 275,000,000 shares issued through initial public offering.

25. PROFORMA DARI TRANSAKSI RESTRUKTURISASI ENTITAS SEPENGENDALI

Tabel berikut merupakan mutasi atas penyesuaian proforma dari transaksi restrukturisasi entitas sepengendali:

25. PROFORMA OF RESTRUCTURING TRANSACTION OF ENTITIES UNDER COMMON CONTROL

The following table represents the movement of proforma adjustments from restructuring transactions of entities under common control:

	31 Desember 2024/ *December 31, 2024*	31 Desember 2023/ *December 31, 2023*	
Saldo awal	28.390.552.771	12.305.079.505	*Beginning balance*
Efek penyesuaian proforma pra-akuisisi			*Pre-acquisition proforma adjustment effect*
Laba neto tahun berjalan	12.403.658.063	16.089.295.903	*Net profit for the year*
Penghasilan komprehensif lain tahun berjalan	-	(3.822.637)	*Other comprehensive income for the year*
Subtotal	40.794.210.834	28.390.552.771	*Subtotal*
Pengurangan			*Deduction*
Selisih transaksi restrukturisasi entitas sepengendali	(40.794.210.834)	-	*Difference in restructuring transactions of entities under common control*
Saldo akhir	**-**	**28.390.552.771**	***Ending balance***

26. SALDO LABA

Akun ini terdiri dari:

26. RETAINED EARNINGS

This account consists of:

	31 Desember 2024/ *December 31, 2024*	31 Desember 2023/ *December 31, 2023*	
Belum ditentukan penggunaannya			*unappropriated*
Saldo awal	27.890.661.326	57.838.171.482	*Beginning balance*
Pencadangan saldo laba sebagai cadangan umum	(1.000.000.000)	(1.000.000.000)	*Appropriation of retained earnings for general reserve*
Dividen	-	(54.975.000.000)	*Dividend*
Laba neto tahun berjalan	96.589.613.487	26.027.489.844	*Net profit for the year*
Saldo akhir	**123.480.274.813**	**27.890.661.326**	***Ending balance***

Cadangan Umum

Berdasarkan Rapat Umum Pemegang Saham Tahunan 2024 pada tanggal 26 Juni 2024, pemegang saham setuju untuk melakukan pencadangan saldo laba sebesar Rp1.000.000.000 sebagai cadangan umum.

General Reserve

Based on the 2024 Annual General Meeting of Shareholders on June 26, 2024, the shareholders agreed to reserve retained earnings of Rp1.000,000,000 as a general reserve.

26. SALDO LABA *(Lanjutan)* / *RETAINED EARNINGS (Continued)*

Berdasarkan Akta Pernyataan Keputusan Rapat Umum Pemegang Saham Tahunan No. 131 tanggal 30 Agustus 2023 menyatakan menetapkan penggunaan laba komprehensif 31 Desember 2022 sebesar Rp1.000.000.000 sebagai dana cadangan umum (Catatan 23).

Based on the Deed of Resolution of the Annual General Meeting of Shareholders No. 131 dated August 30, 2023 determine the use of the Company's comprehensive income until December 31, 2022 amounted to Rp1,000,000,000 as the general reserve fund (Note 23).

27. PENGHASILAN KOMPREHENSIF LAIN / *OTHER COMPREHENSIVE INCOME*

Akun ini terdiri dari: / *This account consists of:*

	31 Desember 2024/ *December 31, 2024*	31 Desember 2023/ *December 31, 2023*	
Saldo awal	(62.121.168)	(9.993.078)	*Beginning balance*
Penghasilan komprehensif lain tahun berjalan	182.806.049	(52.128.090)	*Other comprehensive income for the year*
Saldo akhir	**120.684.881**	**(62.121.168)**	***Ending balance***

Penambahan penghasilan komprehensif lain terdiri dari keuntungan (kerugian) aktuaria atas pengukuran kembali liabilitas imbalan kerja dan pajak penghasilan terkait yang dapat diatribusikan kepada pemilik entitas induk.

Additions to other comprehensive income consist of actuarial gains (losses) on remeasurement of employee benefits liabilities and related income tax attributable to owners of the parent entity.

28. KEPENTINGAN NONPENGENDALI / *NON-CONTROLLING INTEREST*

Akun ini terdiri dari: / *This account consists of:*

	31 Desember 2024/ *December 31, 2024*	31 Desember 2023/ *December 31, 2023*	
Saldo awal	375.549.799	165.160.955	*Beginning balance*
Setoran modal entitas anak oleh non-pengendali	2.453.000.000	-	*Paid-up capital of the subsidiaries from non-controlling interest*
Akuisisi kepentingan non-pengendali	(111.146.256)	-	*Acquisition of non-controlling interest*
Akuisisi entitas anak (Catatan 1d)	170.995.901	185.000.000	*Acquisition of subsidiaries (Note 1d)*
Selisih transaksi restrukturisasi entitas sepengendali (Catatan 1d)	6.119.131.625	-	*Difference in restructuring transactions of entities under common control (Note 1d)*
Bagian laba (rugi) non-pengendali	2.853.284.201	25.442.834	*Profit (loss) portion of non-controlling*
Bagian penghasilan komprehensif lain non-pengendali	3.840.681	(53.990)	*Other comprehensive income portion of non-controlling*
Saldo akhir	**11.864.655.951**	**375.549.799**	***Ending balance***

29. PENDAPATAN / *29. REVENUE*

Akun ini terdiri dari: / *This account consists of:*

	2024	2023	
Telekomunikasi	334.550.658.517	266.931.809.841	*Telecommunication*
Non-telekomunikasi	13.640.951.807	22.648.566.521	*Non-telecommunication*
Total	**348.191.610.324**	**289.580.376.362**	***Total***

Nilai pendapatan dari satu pelanggan yang melebihi 10% dari total pendapatan konsolidasian adalah sebagai berikut:

Revenues from one customer that exceeds 10% of total consolidated revenue is as follows:

	2024	2023	
Pihak Ketiga			***Third Parties***
Dinas Komunikasi, Informatika dan Statistik	**67.725.164.386**	**26.036.062.736**	*Dinas Komunikasi, Informatika dan Statistik*

30. BEBAN POKOK PENDAPATAN / *30. COST OF REVENUE*

Akun ini terdiri dari: / *This account consists of:*

	2024	2023	
Perbaikan dan pemeliharaan	28.950.769.730	62.205.529.846	*Repair and maintenance*
Penyusutan aset tetap (Catatan 12)	19.485.291.262	14.014.501.380	*Depreciation of fixed assets (Note 12)*
Sewa peralatan	14.916.366.351	2.082.770.882	*Equipment rental*
Material	9.598.791.272	43.399.131.875	*Material*
BHP Kewajiban Pelayanan Universal (USO) dan BHP Izin Stasiun Radio (ISR)	5.796.156.984	5.364.204.978	*BHP Universal Service Obligation (USO) and Radio Station License (ISR) BHP*
Listrik dan telepon	4.070.754.097	2.387.591.692	*Electricity and telephone*
Operasional	1.793.499.357	1.995.939.238	*Operational*
Total	**84.611.629.053**	**131.449.669.891**	***Total***

Tidak terdapat pembelian dari satu pemasok yang melebihi 10% dari total pendapatan konsolidasian.

There were no purchases from a single supplier that exceed 10% of total consolidated revenue.

31. BEBAN PENJUALAN / *31. SELLING EXPENSES*

Akun ini terdiri dari: / *This account consists of:*

	2024	2023	
Komisi	25.899.188.252	18.777.075.278	*Commision*
Pemasaran	1.721.294.561	958.143.981	*Marketing*
Iklan	270.678.924	104.877.324	*Advertisement*
Total	**27.891.161.737**	**19.840.096.583**	***Total***

32. BEBAN UMUM DAN ADMINISTRASI / *32. GENERAL AND ADMINISTRATIVE EXPENSES*

Akun ini terdiri dari: / *This account consists of:*

	2024	2023	
Gaji, upah, bonus dan tunjangan	58.174.419.157	40.770.161.365	*Salaries, wages, bonuses and benefits*
Penyusutan aset hak guna (Catatan 13)	6.023.508.454	1.902.570.909	*Depreciation of right-of-use assets (Note 13)*
Penyusutan aset tetap (Catatan 12)	4.485.255.922	3.743.406.286	*Depreciation of fixed assets (Note 12)*
Perbaikan dan pemeliharaan	3.374.835.041	2.754.166.606	*Repair and maintenance*
Jasa profesional	3.342.801.580	3.349.640.125	*Professional fee*
Bahan bakar, tol dan parkir	3.223.908.206	2.422.858.373	*Fuel, tolls and parking*
Beban pajak	2.801.001.801	4.166.372.281	*Taxation*
Operasional kantor	2.101.234.554	1.450.964.477	*Office operational*
Utilitas	2.032.207.716	4.587.855.534	*Utilities*
Imbalan kerja	934.592.177	561.935.811	*Employee benefit*
Sewa	786.477.308	3.670.645.057	*Rent*
Legalitas dan perizinan	675.156.647	964.395.694	*Legality and licensing*
Retribusi	671.274.431	227.174.507	*Retribution*
Ekspedisi	652.807.927	337.455.352	*Expedition*
Asuransi	389.209.719	35.027.550	*Insurance*
Total	**89.668.690.640**	**70.944.629.927**	***Total***

33. PENGHASILAN KEUANGAN / *33. FINANCIAL INCOME*

Akun ini terdiri dari: / *This account consists of:*

	2024	2023	
Penghasilan jasa giro	634.222.727	98.113.805	*Interest from banks*
Penghasilan bunga pinjaman pihak berelasi	36.187.265	285.361.521	*Interest income from related parties*
Penghasilan bunga deposito	10.797.474	-	*Interest income from deposit*
Total	**681.207.466**	**383.475.326**	***Total***

34. BEBAN KEUANGAN / *34. FINANCIAL EXPENSES*

Akun ini terdiri dari: / *This account consists of:*

	2024	2023	
Bunga pinjaman:			*Loan interest:*
Utang bank	1.365.726.985	756.535.207	*Bank loan*
Liabilitas sewa	592.538.246	-	*Lease liabilities*
Pembiayaan konsumen	471.679.434	500.445.239	*Consumer financing*
Utang pihak berelasi	125.291.859	151.643.603	*Related parties payables*
Administrasi bank	271.521.254	542.608.496	*Bank charges*
Provisi	183.539.181	-	*Provision*
Total	**3.010.296.959**	**1.951.232.545**	***Total***

35. PENGHASILAN (BEBAN) LAIN-LAIN / *35. OTHER INCOME (EXPENSES)*

Akun ini terdiri dari: / *This account consists of:*

	2024	2023	
Klaim asuransi	1.584.006.966	-	*Insurance claim*
Pemulihan cadangan kerugian piutang usaha (Catatan 6)	488.283.707	-	*Reversal of allowance for impairment of trade receivables (Note 6)*
Pemulihan cadangan kerugian piutang non-usaha (Catatan 7)	462.975.185	-	*Reversal of allowance for impairment of non-trade receivables (Note 7)*
Dampak kurtailmen atas imbalan kerja	142.242.108	-	*Effect of curtailment on employee benefit*
Keuntungan atas penghapusan utang non-usaha	-	500.000.000	*Gain on write-off of non-trade payables*

35. PENGHASILAN (BEBAN) LAIN-LAIN *(Lanjutan)* / *OTHER INCOME (EXPENSES) (Continued)*

	2024	2023	
Rugi selisih kurs	(810.799)	(7.324.303)	*Loss on foreign exchange*
Cadangan kerugian piutang usaha (Catatan 6 dan 7)	(1.655.674.097)	(720.922.786)	*Allowance for impairment of trade receivables (Note 6 and 7)*
Kerugian atas penghapusan persediaan	-	(11.802.326.025)	*Loss on inventory write-off*
Lain-lain	511.144.764	736.710.613	*Others*
Neto	**1.532.167.834**	**(11.293.862.501)**	***Net***

36. LABA PER SAHAM / *EARNINGS PER SHARE*

Rincian perhitungan laba per saham dasar adalah sebagai berikut:

Details of the basic earnings per share calculation are as follows:

	2024	2023	
Laba neto periode berjalan yang dapat diatribusikan kepada pemilik entitas induk	96.589.613.487	26.027.489.844	*Net profit for the period attributable to owners of the parent entity*
Rata-rata tertimbang jumlah saham biasa yang beredar	1.278.825.137	371.016.438	*Weighted average number of shares outstanding*
Laba per Saham Dasar	**75,53**	**70,15**	***Basic Earning per Share***

37. SALDO DAN TRANSAKSI DENGAN PIHAK BERELASI / *BALANCES AND TRANSACTIONS WITH RELATED PARTIES*

Dalam kegiatan usaha normal, Grup melakukan transaksi dengan pihak berelasi. Transaksi-transaksi tersebut adalah sebagai berikut:

In the normal course of business, the Group enters into transactions with related parties. These transactions are as follows:

Pihak berelasi/ *Related parties*	Sifat hubungan/ *Nature of relationship*	Transaksi/ *Transactions*
Budi Aditya Erna Mulyanto	Afiliasi/ *Affiliate*	Utang non-usaha/ *Non-trade payables*
Verah Wahyudi Singgih Wong	Pemegang saham/ *Shareholders*	Utang non-usaha/ *Non-trade payables*
PT Sumber Data Indonesia	Entitas sepengendali/ *Entities under common control*	Utang non-usaha/ *Non-trade payables*
PT Fiber Network Indonesia	Entitas sepengendali/ *Entities under common control*	Piutang usaha/ *Trade payables*

37. SALDO DAN TRANSAKSI DENGAN PIHAK BERELASI *(Lanjutan)*

Afiliasi merupakan pemegang saham dan/atau anggota direksi dan dewan komisaris atau hubungan kekeluargaan dengan pemegang saham Perusahaan.

Transaksi dengan pihak berelasi dilakukan dengan ketentuan yang setara dengan yang berlaku dalam transaksi yang wajar.

37. *BALANCES AND TRANSACTIONS WITH RELATED PARTIES* *(Continued)*

Affiliate are the shareholders and/or members of the board of directors and board of commissioners or family relationships with shareholders of the Company.

Transactions with related parties are conducted on terms equivalent to those prevailing in arm's length transactions.

	31 Desember 2024/ *December 31, 2024*	**31 Desember 2023/ *December 31, 2023***	
Piutang usaha			***Trade receivables***
PT Fiber Network Indonesia	2.135.074.394	1.336.362.687	*PT Fiber Network Indonesia*
PT Sumber Data Indonesia	-	358.794.302	*PT Sumber Data Indonesia*
Total	**2.135.074.394**	**1.695.156.989**	***Total***
Utang non-usaha			***Non-trade payables***
Budi Aditya Erna Mulyanto	32.457.940.713	-	*Budi Aditya Erna Mulyanto*
PT Sumber Data Indonesia	-	1.650.000.000	*PT Sumber Data Indonesia*
Verah Wahyudi Singgih Wong	-	700.000.000	*Verah Wahyudi Singgih Wong*
Total	**32.457.940.713**	**2.350.000.000**	***Total***
Persentase terhadap total liabilitas	**27,48%**	**3,56%**	***Percentage to total liabilities***

Utang kepada PT Sumber Data Indonesia (SDI) merupakan pinjaman tanpa bunga yang diterima oleh Perusahaan dari SDI dengan jangka waktu pelunasan pinjaman mulai tanggal 15 Agustus 2023 - 15 November 2023 dengan jumlah angsuran sebesar Rp550.000.000 setiap bulannya. Pada tanggal 16 November 2023, jangka waktu pelunasan pinjaman telah diperpanjang sampai dengan tanggal 10 Desember 2024 dengan jumlah angsuran sebesar Rp137.500.000 per bulan mulai tanggal 10 Januari 2024.

Payable to PT Sumber Data Indonesia (SDI) is an interest-free loan received by the Company from SDI with a loan repayment period starting from August 15, 2023 - November 15, 2023 with monthly installments of Rp550,000,000. On November 16, 2023, the loan repayment period has been extended until December 10, 2024 with an installment amount of Rp137,500,000 per month starting January 10, 2024.

38. INSTRUMEN KEUANGAN / *38. FINANCIAL INSTRUMENTS*

Tabel berikut menyajikan jumlah tercatat dan taksiran nilai wajar dari instrumen keuangan yang dicatat di laporan posisi keuangan konsolidasian pada tanggal 31 Desember 2024 dan 2023:

The following table presents the carrying amounts and estimated fair values of financial instruments recorded in the consolidated statements of financial position as of December 31, 2024 and 2023:

	31 Desember 2024 / December 31, 2024		
	Nilai Tercatat/ ***Carrying Amount***	**Nilai Wajar** ***Fair Value***	
Aset Keuangan			***Financial Assets***
Kas dan bank	12.232.029.244	12.232.029.244	*Cash and bank*
Piutang usaha	15.497.364.014	15.497.364.014	*Trade receivables*
Piutang non-usaha	2.663.037.138	2.663.037.138	*Non-trade receivables*
Uang jaminan	419.333.930	419.333.930	*Security deposit*
Total Aset Keuangan	**30.811.764.326**	**30.811.764.326**	***Total Financial Assets***
Liabilitas Keuangan			***Financial Liabilities***
Utang bank jangka pendek	10.952.914.283	10.952.914.283	*Short-term bank loans*
Utang non-usaha			*Non-trade payables*
Pihak ketiga	762.955.856	762.955.856	*Third parties*
Pihak berelasi	32.457.940.713	32.457.940.713	*Related parties*
Utang usaha	17.307.863.802	17.307.863.802	*Trade payables*
Beban akrual	6.740.350.818	6.740.350.818	*Accrued expenses*
Utang bank jangka panjang	3.322.678.562	3.322.678.562	*long-term bank loans*
Pembiayaan konsumen	4.082.834.161	4.082.834.161	*Consumer financing*
Liabilitas sewa	16.621.216.935	16.621.216.935	*Lease liabilities*
Total Liabilitas Keuangan	**92.248.755.130**	**92.248.755.130**	***Total Financial Liabilities***

	31 Desember 2023 / ***December 31, 2023***		
	Nilai Tercatat/ ***Carrying Amount***	**Nilai Wajar** ***Fair Value***	
Aset Keuangan			***Financial Assets***
Kas dan bank	11.561.916.847	11.561.916.847	*Cash and bank*
Piutang usaha	11.586.022.745	11.586.022.745	*Trade receivables*
Piutang non-usaha	2.044.072.584	2.044.072.584	*Non-trade receivables*
Uang jaminan	241.043.430	241.043.430	*Security deposit*
Total Aset Keuangan	**25.433.055.606**	**25.433.055.606**	***Total Financial Assets***

38. INSTRUMEN KEUANGAN *(Lanjutan)*

38. FINANCIAL INSTRUMENTS *(Continued)*

	31 Desember 2023 / *December 31, 2023*		
	Nilai Tercatat/ *Carrying Amount*	**Nilai Wajar *Fair Value***	
Liabilitas Keuangan			***Financial Liabilities***
Utang bank jangka pendek	14.027.877.173	14.027.877.173	*Short-term bank loans*
Utang usaha	18.279.545.620	18.279.545.620	*Trade payables*
Utang non-usaha			*Non-trade payables*
Pihak berelasi	2.350.000.000	2.350.000.000	*Related parties*
Utang bank jangka panjang	1.856.249.994	1.856.249.994	*long-term bank loans*
Beban akrual	5.646.995.896	5.646.995.896	*Accrued expenses*
Utang pembiayaan konsumen	6.981.224.267	6.981.224.267	*Consumer financing*
Liabilitas sewa	5.275.469.814	5.275.469.814	*Lease liabilities*
Total Liabilitas Keuangan	**54.417.362.764**	**54.417.362.764**	***Total Financial Liabilities***

39. TUJUAN DAN KEBIJAKAN MANAJEMEN RISIKO KEUANGAN

39. FINANCIAL RISK MANAGEMENT OBJECTIVES AND POLICIES

Risiko-risiko Keuangan

Financial Risks

Grup dipengaruhi oleh berbagai risiko keuangan, termasuk risiko kredit, risiko likuiditas dan risiko pasar. Tujuan manajemen risiko Grup secara keseluruhan adalah untuk secara efektif mengendalikan risiko-risiko ini dan meminimalisasi pengaruh merugikan yang dapat terjadi terhadap kinerja keuangan mereka.

The Group is exposed to various financial risks, including credit risk, liquidity risk and market risk. The Group's overall risk management objective is to effectively control these risks and minimize the adverse effects they may have on their financial performance.

Manajemen risiko keuangan berada di bawah pengawasan langsung oleh Direksi yang bertugas mengidentifikasi dan mengevaluasi risiko keuangan dalam kerjasama yang erat dengan unit-unit operasi Grup. Direksi menentukan prinsip manajemen risiko keuangan secara keseluruhan, serta kebijakan pada area tertentu, seperti risiko kredit dan risiko likuiditas, serta penggunaan instrumen keuangan derivatif dan nonderivatif, dan investasi atas kelebihan likuiditas.

Financial risk management is under the direct supervision of the Board of Directors, which is in charge of identifying and evaluating financial risks in close cooperation with the Group's operating units. The Board of Directors determines the overall financial risk management principles, as well as policies in specific areas, such as credit risk and liquidity risk, as well as the use of derivative and non-derivative financial instruments, and the investment of excess liquidity.

39. TUJUAN DAN KEBIJAKAN MANAJEMEN RISIKO KEUANGAN *(Lanjutan)*

39. FINANCIAL RISK MANAGEMENT OBJECTIVES AND POLICIES (Continued)

a. Risiko Kredit

Risiko kredit adalah risiko dimana salah satu pihak atas instrumen keuangan akan gagal memenuhi kewajibannya dan menyebabkan pihak lain mengalami kerugian keuangan. Risiko kredit yang dihadapi Grup berasal dari kegiatan operasi (terutama dari piutang usaha kepada pihak ketiga) dan dari kegiatan pendanaan, termasuk rekening bank.

Eksposur risiko kredit Grup terutama adalah dalam mengelola piutang usaha. Grup melakukan pengawasan kolektibilitas piutang sehingga dapat diterima penagihannya secara tepat waktu dan juga melakukan penelaahan atas masing-masing piutang pelanggan secara berkala untuk menilai potensi timbulnya kegagalan penagihan dan membentuk pencadangan berdasarkan hasil penelaahan tersebut.

Eksposur Grup terhadap risiko kredit timbul dari kelalaian pihak lain, dengan eksposur maksimum sebesar jumlah tercatat aset keuangan Grup, sebagai berikut:

a. Credit Risk

Credit risk is the risk that one party to a financial instrument will fail to fulfill its obligations and cause the other party to incur a financial loss. The credit risk faced by the Group arises from operating activities (mainly from trade receivables to third parties) and from financing activities, including bank accounts.

The Group's exposure to credit risk is primarily in managing trade receivables. The Group monitors the collectibility of receivables so that they can be collected in a timely manner and also reviews each customer receivable periodically to assess the potential for collection failure and establishes a provision based on the results of the review.

The Group's exposure to credit risk arises from the default of other parties, with a maximum exposure equal to the carrying amount of the Group's financial assets, as follows:

	31 Desember 2024/ *December 31, 2024*	31 Desember 2023/ *December 31, 2023*	
Kas di bank	12.198.563.242	11.536.764.522	*Cash in bank*
Piutang usaha	15.497.364.014	11.586.022.745	*Trade receivables*
Piutang non-usaha	2.663.037.138	2.044.072.584	*Non-trade receivables*
Uang jaminan	419.333.930	241.043.430	*Security deposit*
Total	**30.778.298.324**	**25.407.903.281**	***Total***

b. Risiko Likuiditas

Risiko likuiditas didefinisikan sebagai risiko saat posisi arus kas Grup menunjukkan bahwa penerimaan jangka pendek tidak cukup menutupi pengeluaran jangka pendek. Kebutuhan likuiditas Grup secara historis timbul dari kebutuhan untuk membiayai investasi dan pengeluaran barang modal terkait dengan program perluasan usaha. Grup membutuhkan modal kerja yang substansial untuk menjalankan proyek-proyek baru dan untuk mendanai operasional.

b. Liquidity Risk

Liquidity risk is defined as the risk that the Group's cash flow position indicates that short-term receipts are insufficient to cover short-term expenditures. The Group's liquidity requirements have historically arisen from the need to finance investments and capital expenditures associated with its expansion program. The Group requires substantial working capital to undertake new projects and to fund operations.

39. TUJUAN DAN KEBIJAKAN MANAJEMEN RISIKO KEUANGAN *(Lanjutan)*

Dalam mengelola risiko likuiditas, Grup memantau dan menjaga tingkat kas yang dianggap memadai untuk membiayai operasional Grup dan untuk mengatasi dampak dari fluktuasi arus kas. Grup juga secara rutin mengevaluasi proyeksi arus kas dan arus kas aktual, termasuk jadwal jatuh tempo pinjaman, dan terus menelaah kondisi pasar keuangan untuk memelihara fleksibilitas pendanaan dengan cara menjaga ketersediaan komitmen fasilitas kredit.

Tabel di bawah menunjukkan analisis jatuh tempo liabilitas keuangan Grup dalam rentang waktu yang menunjukkan jatuh tempo kontraktual untuk semua liabilitas keuangan. Jumlah yang diungkapkan dalam tabel adalah arus kas kontraktual yang tidak termasuk beban bunga pinjaman masa yang akan datang, sebagai berikut:

39. FINANCIAL RISK MANAGEMENT OBJECTIVES AND POLICIES *(Continued)*

In managing liquidity risk, the Group monitors and maintains cash levels considered adequate to finance the Group's operations and to address the impact of fluctuations in cash flows. The Group also regularly evaluates cash flow projections and actual cash flows, including loan maturity schedules, and continuously reviews financial market conditions to maintain funding flexibility by keeping committed credit facilities available.

The table below shows the maturity analysis of the Group's financial liabilities within the timeframe showing the contractual maturity for AII financial liabilities. The amounts disclosed in the table are contractual cash flows excluding future interest expense on borrowings, as follows:

	31 Desember 2024 / *December 31, 2024*			
	Kurang dari 1 tahun/ *Less than 1 year*	**Lebih dari 1 tahun/ *More than 1 year***	**Total/ *Total***	
Utang bank jangka pendek	10.952.914.283	-	10.952.914.283	*Short-term bank loans*
Utang usaha	17.307.863.802	-	17.307.863.802	*Trade payables*
Utang non-usaha				*Non-trade payables*
Pihak ketiga	762.955.856	-	762.955.856	*Third parties*
Pihak berelasi	-	32.457.940.713	32.457.940.713	*Related parties*
Beban akrual	6.740.350.818	-	6.740.350.818	*Accrued expenses*
Utang bank jangka panjang	650.511.825	2.672.166.737	3.322.678.562	*Long term bank loan*
Pembiayaan konsumen	2.789.422.111	1.293.412.050	4.082.834.161	*Consumer financing*
Liabilitas sewa	2.158.340.359	14.462.876.576	16.621.216.935	*Lease liabilities*

	31 Desember 2023 / *December 31, 2023*			
	Kurang dari 1 tahun/ *Less than 1 year*	**Lebih dari 1 tahun/ *More than 1 year***	**Total/ *Total***	
Utang bank jangka pendek	14.027.877.173	-	14.027.877.173	*Short-term bank loans*
Utang usaha	18.279.545.620	-	18.279.545.620	*Trade payables*
Non-utang usaha				*Non-trade payables*
Pihak berelasi	-	2.350.000.000	2.350.000.000	*Related parties*
Beban akrual	5.646.995.896	-	5.646.995.896	*Accrued expenses*
Utang bank	353.571.432	1.502.678.562	1.856.249.994	*Bank loan*
Pembiayaan konsumen	761.865.833	4.513.603.981	5.275.469.814	*Consumer financing*
Liabilitas sewa	3.944.141.097	3.037.083.170	6.981.224.267	*Lease liabilities*

39. TUJUAN DAN KEBIJAKAN MANAJEMEN RISIKO KEUANGAN *(Lanjutan)*

c. Pengelolaan Risiko Modal

Tujuan utama dari pengelolaan permodalan Perusahaan adalah untuk memastikan bahwa dipertahankannya peringkat kredit yang kuat dan rasio modal yang sehat agar dapat mendukung kelancaran usahanya dan memaksimalkan nilai dari pemegang saham. Perusahaan mengelola struktur modalnya dan membuat penyesuaian-penyesuaian sehubungan dengan perubahan kondisi ekonomi dan karakteristik dari risiko usahanya. Agar dapat menjaga dan menyesuaikan struktur modalnya, Perusahaan akan menyesuaikan jumlah dari pembayaran dividen kepada para pemegang saham atau tingkat pengembalian modal atau menerbitkan surat saham. Tidak ada perubahan dalam tujuan, kebijakan dan proses dan sama seperti penerapan tahun-tahun sebelumnya.

Perusahaan memonitor struktur modalnya dengan menggunakan rasio utang terhadap modal, dimana total utang dibagi dengan total modal.

Perhitungan rasio utang terhadap total ekuitas adalah sebagai berikut:

39. FINANCIAL RISK MANAGEMENT OBJECTIVES AND POLICIES (Continued)

c. Capital Risk Management

The primary objective of the Company's capital management is to ensure that it maintains a strong credit rating and healthy capital ratios in order to support the smooth running of its business and maximize shareholder value. The Company manages its capital structure and makes adjustments in light of changes in economic conditions and the nature of its business risks. In order to maintain and adjust its capital structure, the Company may adjust the amount of dividend payments to shareholders or the rate of return on capital or issue shares. There is no change in the objectives, policies and processes and they are the same as those applied in previous years.

The Company monitors its capital structure using the debt-to-capital ratio, where total debt is divided by total capital.

The calculation of the debt to total equity ratio is as follows:

	31 Desember 2024/ *December 31, 2024*	31 Desember 2023/ *December 31, 2023*	
Pinjaman berbunga	34.329.132.116	27.787.249.816	*Interest bearing debt*
Total ekuitas	263.073.131.232	119.866.006.328	*Total equity*
Rasio Utang terhadap Ekuitas	**0,13**	**0,23**	***Debt to Equiity Ratio***

40. INFORMASI TAMBAHAN ARUS KAS

Aktivitas yang tidak mempengaruhi arus kas adalah sebagai berikut:

40. SUPPLEMENTARY CASH FLOW INFORMATION

Activities that do not affect cash flows are as follows:

	2024	2023	
Perolehan aset tetap dari persediaan	45.426.548.040	-	*Addition of fixed assets from inventory*
Penambahan aset hak guna melalui liabilitas sewa	22.379.019.995	-	*Addition of right of use asset through lease liabilities*
Penambahan aset tetap melalui pembiayaan konsumen	-	5.954.880.600	*Addition of fixed assets through consumer financing*
Peningkatan modal melalui dividen saham	-	54.975.000.000	*Increase of paid-up capital through share dividend*

41. SEGMEN OPERASI / *41. OPERATING SEGMENTS*

Informasi segmen di bawah ini dilaporkan berdasarkan informasi yang digunakan oleh manajemen untuk mengevaluasi kinerja setiap segmen usaha dan di dalam mengalokasikan sumber daya. Tidak terdapat segmen geografis karena seluruh kegiatan bisnis Grup beroperasi di Indonesia.

The segment information below is reported based on information used by management to evaluate the performance of each business segment and in Allocating resources. There are no geographical segments as All of the Group's business activities are conducted in Indonesia.

Grup hanya memiliki usaha dalam bidang jasa *internet service provider*, sehingga laporan posisi keuangan konsolidasian dan laporan laba rugi dan penghasilan komprehensif lain konsolidasian mencerminkan segmen operasi, sedangkan laba dari segmen usaha adalah sebagai berikut:

The Group only has a business in internet service provider, so the consolidated statement of financial position and the consolidated statement of profit or loss and other comprehensive income reflect operating segments, while the profit from business segments is as follows:

	2024	2023	
PENJUALAN	348.191.610.324	289.580.376.362	***SALES***
BEBAN POKOK PENJUALAN	(84.611.629.053)	(131.449.669.891)	***COST OF GOODS SOLD***
HASIL SEGMEN	263.579.981.271	158.130.706.471	***TOTAL SEGMENTS***
Beban usaha segmen	(116.027.684.543)	(102.078.589.011)	*Operation expenses of segment*
Pendapatan keuangan	681.207.466	383.475.326	*Finance income*
Beban keuangan	(3.010.296.959)	(1.951.232.545)	*Finance expenses*
Beban pajak penghasilan - neto	(33.376.651.484)	(12.342.131.660)	*Income tax - net*
Laba entitas anak dampak penyesuaian proforma dari transaksi restrukturisasi entitas sepengendali	(12.403.658.063)	(16.089.295.903)	*Profit from subsidiaries impact of proforma adjustments from restructuring transactions of entities under common control*
LABA SEGMEN	**99.442.897.688**	**26.052.932.678**	***SEGMENT PROFIT***
Segmen Aset dan Liabilitas			***Segments Aset and Liabilities***
Aset segmen	381.204.398.920	185.864.220.090	*Segement asset*
Liabilitas segmen	118.131.267.688	65.998.213.762	*Segment liabilities*

42. REKLASIFIKASI AKUN

Akun dalam laporan posisi keuangan konsolidasian tanggal 31 Desember 2023 telah direklasifikasi untuk menyesuaikan dengan penyajian laporan posisi keuangan konsolidasian pada tanggal 31 Desember 2024 untuk tujuan perbandingan.

42. RECLASSIFICATION OF ACCOUNTS

Account in the consolidated statement of financial position as of December 31, 2023 has been reclassified to conform to with the presentation of the consolidated statement of financial position as of December 31, 2024 for comparison purposes.

	31 Desember 2023 / *December 31, 2023*		
	Sebelum Reklasifikasi/ *Before Reclassification*	Setelah Reklasifikasi/ *After Reclassification*	
Aset Lancar			***Current Assets***
Uang muka	7.726.316.024	6.547.316.024	*Advances*
Aset Tidak Lancar			***Non-Current Assets***
Uang Muka	-	1.279.000.000	*Advances*

43. PERJANJIAN DAN INFORMASI PENTING LAINNYA

a. Pada tanggal 30 Oktober 2023, Perusahaan dan PT Jejaring Mitra Persada ("Jejaring") menandatangani Perjanjian Penyediaan Kabel Fiber Optic Core Secara *Indefeasible Right of Use* (IRU). Berdasarkan perjanjian, Perusahaan membeli kabel FO dalam Jaringan Telekomunikasi UJB dari Jejaring dan Perusahaan juga akan melakukan Kerjasama dengan PT Triasmitra Multiniaga Internasional terkait pemeliharaan dan perbaikan kabel FO dan sewa menyewa *Collocation* dan operasionalnya (jika ada) yang akan dituangkan dalam perjanjian terpisah. Jangka waktu perjanjian adalah 15 tahun terhitung sejak tanggal ditandatanganinya Berita Acara Serah Terima.

43. OTHER SIGNIFICANTS AGREEMENTS AND INFORMATIONS

a. On October 30, 2023, the Company and PT Jejaring Mitra Persada ("Jejaring") signed an Indefeasible Right of Use (IRU) Fiber Optic Core Cable Provision Agreement. Based on the agreement, the Company purchases FO cables in the UJB Telecommunication Network from Jejaring and the Company will also cooperate with PT Triasmitra Multiniaga Internasional regarding the maintenance and repair of FO cables and lease Collocation and its operations (if any) which will be set forth in a separate agreement. The term of the agreement is 15 years from the date of signing of the Handover Report.

43. PERJANJIAN DAN INFORMASI PENTING LAINNYA *(Lanjutan)*

b. Pada tanggal 2 Januari 2024, Perusahaan dan Dinas Komunikasi, Informatika dan Statistik ("Diskominfotik") Pemprov DKI Jakarta menandatangani Surat Pesanan untuk Paket Pekerjaan JakWifi. Perusahaan menyediakan jasa pemasangan dan penyediaan *fiber optic* dan *wireless* internasional 20 Mbps pada 293 lokasi yang telah ditentukan oleh Diskominfotik. Jangka waktu perjanjian ini berlaku sejak tanggal 2 Januari 2024 sampai dengan tanggal 31 Desember 2024 dan dapat diperpanjang dengan persetujuan kedua belah pihak.

c. Pada tanggal 2 Januari 2024, Perusahaan dan Dinas Komunikasi, Informatika dan Statistik ("Diskominfotik") Pemprov DKI Jakarta menandatangani Surat Pesanan untuk Paket Pekerjaan Sewa Link Jaringan Komunikasi *Wide Area Network* (WAN) Primary/Secondary. Perusahaan menyediakan jasa pemasangan dan penyediaan *fiber optic* internasional 20 Mbps dan 10 Mbps serta *wireless* internasional 2 Mbps pada lokasi yang telah ditentukan oleh Diskominfotik. Jangka waktu perjanjian ini berlaku sejak tanggal 2 Januari 2024 sampai dengan tanggal 31 Desember 2024 dan dapat diperpanjang dengan persetujuan kedua belah pihak.

d. Pada tanggal 12 Januari 2024, Perusahaan dan Suku Dinas Komunikasi, Informatika dan Statistik ("Sudin Kominfotik") Kepulauan Seribu menandatangani Surat Perjanjian untuk Paket Pekerjaan Sewa Bandwidth Internet 2024 untuk kegiatan pengelolaan nama domain yang ditetapkan oleh pemerintah pusat dan sub domain di lingkup pemerintah daerah kabupaten/kota untuk tahun anggaran 2024 dengan waktu penyelesaian proyek adalah dalam 12 bulan. Jangka waktu perjanjian ini berlaku sejak tanggal 12 Januari 2024 sampai dengan tanggal 31 Desember 2024.

43. OTHER SIGNIFICANTS AGREEMENTS AND INFORMATIONS *(Continued)*

b. On January 2, 2024, the Company and the Communication, Information and Statistics Agency ("Diskominfotik") of the Provincial Government of DKI Jakarta signed an Order Letter for JakWifi Work Package. The Company provides installation and provision of fiber optic and international wireless services of 20 Mbps at 293 locations determined by Diskominfotik. The term of this agreement is valid from January 2, 2024 to December 31, 2024 and can be extended with the consent of both parties.

c. On January 2, 2024, the Company and the Communication, Informatics and Statistics Office ("Diskominfotik") of the DKI Jakarta Provincial Government signed an Order Letter for the Primary/Secondary Wide Area Communication Network (WAN) Link Rental Work Package. The Company provides instAllation and supply services of 20 Mbps and 10 Mbps international fiber optic and 2 Mbps international wireless at a location determined by Diskominfotik. The term of this agreement is valid from January 2, 2024 to December 31, 2024 and can be extended. with the consent of both parties.

d. On January 12, 2024, the Company and the Thousand Islands Sub-Department of Communication, Information and Statistics ("Sudin Kominfotik") signed a Letter of Agreement for the 2024 Internet Bandwidth Rental Work Package for domain name management activities determined by the central government and sub domains within the scope of the district/city government for fiscal year 2024 with a project completion time of 12 months. The term of this agreement is valid from January 12, 2024 to December 31, 2024.

44. PERISTIWA SETELAH PERIODE PELAPORAN

Rapat Umum Pemegang Saham Luar Biasa

Berdasarkan Rapat Umum Pemegang Saham Luar Biasa Perusahaan tanggal 24 Januari 2025, para pemegang saham menyetujui perubahan susunan anggota Dewan Komisaris dan Direksi Perusahaan menjadi sebagai berikut:

44. EVENTS AFTER REPORTING PERIOD

Extraordinary Shareholders Meeting

Based on the Company's Extraordinary Shareholders Meeting on January 24, 2025, the shareholders approved the changes of composition of the Company's Board of Commissioners and Board of Directors members being as follows:

Dewan Komisaris		***Board of Commissioners***
Komisaris Utama	Richard Kartawijaya	*President Commissioner*
Komisaris Independen	Ahmad Alamsyah Saragih	*Independent Commissioner*
Direksi		***Board of Directors***
Direktur Utama	Agus Setiono	*President Director*
Direktur	Samuel Adi Mulia	*Director*

45. PENERBITAN KEMBALI LAPORAN KEUANGAN KONSOLIDASIAN

Perusahaan telah menerbitkan kembali laporan keuangan konsolidasian ini dengan penyesuaian pada pengungkapan pada Catatan 15 atas laporan keuangan konsolidasian.

45. REISSUANCE OF THE CONSOLIDATED FINANCIAL STATEMENTS

The Company has reissued these consolidated financial statements with changes on disclosure in Note 15 to the consolidated financial statements.