2024

Laporan Tahunan
Annual Report

Chandra Asri



Unleashing
Transformational Growth

Mengakselerasi Pertumbuhan Transformasional


Chandra Asri

SANGGAHAN DAN BATASAN TANGGUNG JAWAB

DISCLAIMER AND SCOPE OF RESPONSIBILITIES

Laporan Tahunan 2024 PT Chandra Asri Pacific Tbk ("Chandra Asri Group", "Perseroan") ini disusun untuk memenuhi ketentuan pelaporan hasil kinerja Perseroan pada periode 1 Januari 2024 sampai dengan 31 Desember 2024 kepada regulator. Laporan Tahunan ini disusun berdasarkan Peraturan Otoritas Jasa Keuangan No. 29/POJK.04/2016 tentang Laporan Tahunan Emiten atau Perusahaan Publik dengan muatan konten sesuai Surat Edaran Otoritas Jasa Keuangan No. 16/SEOJK.04/2021 tentang Bentuk dan Isi Laporan Tahunan Emiten atau Perusahaan Publik.

Laporan Tahunan ini memuat pernyataan terkait tujuan, kebijakan, rencana, strategi, serta realisasi kinerja operasional dan keuangan yang disusun berdasarkan data faktual yang dapat dipertanggungjawabkan kebenarannya. Sedangkan, pernyataan-pernyataan prospektif dalam Laporan Tahunan ini dibuat berdasarkan berbagai asumsi mengenai kondisi terkini dan kondisi mendatang Perseroan, serta lingkungan bisnis yang terkait, sehingga dapat mengakibatkan perkembangan aktual secara material berbeda dari yang dilaporkan. Oleh karena itu, Perseroan tidak menjamin bahwa pernyataan atau informasi prospektif tersebut menjadi dasar utama dalam pengambilan keputusan ataupun akan membawa hasil tertentu sesuai harapan.

Laporan Tahunan ini disajikan dalam 2 (dua) bahasa, yaitu Bahasa Indonesia dan Bahasa Inggris yang mudah dibaca dan dapat diunduh di situs resmi Perseroan, yaitu: https://www.chandra-asri.com.

The 2024 Annual Report of PT Chandra Asri Pacific Tbk (hereinafter referred to as "the Company") is prepared to comply with the reporting regulatory requirements to report the Company's performance for the period from 1 January 2024 to 31 December 2024. The Annual Report is prepared in accordance to Financial Services Authority Regulation No. 29/POJK.04/2016 on Annual Report of Issuers or Public Companies with the contents as outlined in Financial Services Authority Circular Letter No. 16/SEOJK.04/2021 concerning the Form and Contents of Annual Report of Issuers and Public Companies Reports.

This Annual Report contains statements about the Company's objectives, policies, plans, and strategies, as well as its operational and financial results, which are based on verifiable facts. Meanwhile, the forward-looking statements contained in this Annual Report are based on assumptions about the Company's current and future conditions, as well as the related business environment, and therefore, actual developments may be materially different from the reported information. Therefore, the Company shall have no obligation to guarantee that the aforementioned statements and information will become the basis of decision-making or will produce specific results as expected.

This Annual Report is presented in 2 (two) languages, i.e., Indonesian and English, which are easy to read and can be downloaded on the Company's official website: https://www.chandra-asri.com.

PENJELASAN TEMA
THEME EXPLANATION

Unleashing **Transformational Growth**

Mengakselerasi Pertumbuhan Transformasional



Chandra Asri Group tak henti mengidentifikasi, sekaligus memanfaatkan peluang yang dipandang dapat mendorong pertumbuhan usaha Perseroan secara berkelanjutan. Karena itu, transformasi bisnis menjadi keniscayaan, seperti yang terjadi pada tahun 2024. Perseroan telah mengembangkan bisnisnya ke sektor energi, tak lagi terbatas pada solusi kimia dan infrastruktur.

Seiring dengan perkembangan tersebut, visi Perseroan pun mengalami pembaruan, sehingga menjadi: "Perusahaan solusi energi, kimia, dan infrastruktur terkemuka di Asia Tenggara".

Transformasi yang dilakukan ini merupakan bagian dari upaya mengakselerasi pertumbuhan bisnis Perseroan. Beragam inisiatif yang telah direalisasikan sepanjang tahun 2024 yang merupakan kelanjutan dari tahun sebelumnya, adalah ikhtiar Perseroan untuk memberikan hasil terbaik bagi Chandra Asri Group, Pemegang Saham, serta para pemangku kepentingan lainnya.

At Chandra Asri Group, we are committed to not only identifying opportunities but also seizing those that drive sustainable business growth. As part of this commitment, we have embraced business transformation as a strategic foundation, enabling our expansion beyond chemicals and infrastructure solutions into the energy sector in 2024.

This continuous evolution has also led us to refine our vision: "Southeast Asia's Leading energy, chemical and infrastructure solutions company".

Our transformation journey is integral to accelerating business growth. In 2024, we have implemented key initiatives that build upon previous efforts, reflecting our steadfast dedication to delivering optimal value for Chandra Asri Group, our shareholders, and all stakeholders.

KESINAMBUNGAN TEMA

THEME CONTINUITY



2023

Transformation through Partnership for Growth

Transformasi melalui Kemitraan untuk Pertumbuhan

Tahun 2023 menjadi momentum penting dalam perjalanan bisnis Chandra Asri Group. Pada tahun buku tersebut, Perseroan secara resmi telah bertransformasi menjadi perusahaan solusi kimia dan infrastruktur, setelah 31 tahun fokus di sektor petrokimia hingga menjadi perusahaan petrokimia terintegrasi yang terbesar di Indonesia.

Seiring dengan inisiatif transformasi melalui diversifikasi bisnis serta bertambahnya anak usaha, nama perusahaan pun mengalami penyesuaian menjadi PT Chandra Asri Pacific Tbk. Perubahan nama ini mempertegas seluruh langkah bisnis Perseroan agar memberikan dampak positif yang signifikan bagi para pemangku kepentingan.

Dampak positif itu, terutama diwujudkan melalui inisiatif kemitraan strategis, yang selaras dengan komitmen Chandra Asri Group, yakni "Mitra Pertumbuhan" atau "*Growth Partner*". Perseroan akan menggandeng mitra investasi, baik untuk pengembangan lini bisnis kimia maupun infrastruktur demi menciptakan pertumbuhan yang berkelanjutan.

The year 2023 marked a significant turning point in Chandra Asri Group's business journey. During the financial year, the Company officially transformed into a chemical and infrastructure solutions company after 31 years of focusing solely on the petrochemical sector to solidifying its position as the largest petrochemical company in Indonesia.

In line with transformation initiatives through business diversification and the expansion of subsidiaries, the Company also changed its name to PT Chandra Asri Pacific Tbk. This name change emphasizes all of the Company's business initiatives to significantly benefit stakeholders.

This positive impact is mainly realized through aligned strategic partnership initiatives with the Chandra Asri Group commitment, as "Growth Partner." The Company will collaborate with investment partners, both for the development of chemical business lines and infrastructure, to create sustainable growth.

2022

Enhancing, Strengthening, and Growing Excellence

Meningkatkan, Memperkuat, dan Menumbuhkan Keunggulan



Tahun 2022 adalah tahun yang penuh tantangan, tetapi PT Chandra Asri Petrochemical Tbk (Perseroan), memperlihatkan ketahanan keuangan yang baik. Ketahanan di bidang keuangan ini terutama ditunjukkan melalui *liquidity pool* Perseroan yang besar, baik dari fasilitas *Committed Revolving Credit*, surat berharga, serta kas dan setara kas. Bahkan, Chandra Asri menjadi perusahaan pertama di Indonesia yang menjadi penerima fasilitas *Sustainability-Linked Trade* dari UOB. Fasilitas ini diberikan mengingat komitmen dan progres Chandra Asri dalam meningkatkan standar kinerja keberlanjutan.

The year of 2022 was a challenging year, however PT Chandra Asri Petrochemical Tbk (the Company) was financially resilient. This financial sector resilience was primarily demonstrated by the Company's large liquidity pool, which includes Committed Revolving Credit facilities, securities, as well as cash and cash equivalents. In fact, Chandra Asri was the first company in Indonesia to be granted a UOB Sustainability-Linked Trade facility. This facility was granted in recognition of Chandra Asri's dedication and progress in improving sustainability performance standards.

Komitmen di bidang keberlanjutan dan aspek Lingkungan, Sosial, dan Tata Kelola (*Environmental, Social, and Governance* atau ESG) memang terus menjadi fokus Chandra Asri untuk bisnis berkelanjutan. Wujud dari komitmen tersebut, pada tahun 2022, Perseroan telah melahirkan kerangka (*framework*) di bidang ESG berjudul "RESPONSIBLE".

Chandra Asri's focus on sustainable business continues to be commitment to sustainability and Environmental, Social, and Governance (ESG) aspects. As a manifestation of this commitment, the Company developed the "RESPONSIBLE" ESG framework in 2022.

Perseroan juga fokus pada pertumbuhan yang memberikan manfaat bagi banyak pemangku kepentingan. Upaya ini, antara lain, diwujudkan melalui perjanjian jual beli saham bersyarat (CSPA) dengan PT Krakatau Sarana Infrastruktur (KSI) untuk dua anak perusahaannya PT Krakatau Daya Listrik (KDL) dan PT Krakatau Tirta Industri (KTI). Strategi korporasi tersebut memperkuat dan meningkatkan fundamental bisnis Chandra Asri.

The Company was also focusing on growth that will benefit a wide range of stakeholders. This effort was made possible, among other things, by the conditional share sale and purchase agreement (CSPA) with PT Krakatau Sarana Infrastruktur (KSI) for its two subsidiaries, PT Krakatau Daya Listrik (KDL) and PT Krakatau Tirta Industri (KTI). This corporate strategy strengthens and enhances the fundamentals of Chandra Asri's business.

2021

Strategic Partnership for a Better Future

Kemitraan Strategis untuk Masa Depan Lebih Baik



Pada tahun 2021, PT Chandra Asri Petrochemical Tbk (Perseroan) menuntaskan kemitraan senilai Rp15,5 triliun dengan Thai Oil Public Company Limited (Thaioil), Perusahaan asal Thailand yang fokus pada bisnis pengolahan minyak. Melalui kemitraan ini, Thaioil memperoleh kepemilikan 15% saham di Perseroan.

In 2021, PT Chandra Asri Petrochemical Tbk (the Company) entered into a partnership agreement worth Rp15.5 trillion with Thai Oil Public Company Limited (Thaioil), a company from Thailand that focuses on the oil processing business. Through this partnership, Thaioil gains a 15% stake in the Company.

Bersama Thaoil dan pemegang saham lainnya serta seluruh karyawan, Perseroan akan membangun kompleks petrokimia kedua (CAP2), sehingga menggandakan hasil produksi Perseroan menjadi lebih dari 8 juta ton per tahun. Meningkatnya kemampuan produksi ini akan memberikan kontribusi besar bagi perekonomian nasional, karena selama ini sebagian besar produk petrokimia masih didatangkan melalui impor, sehingga menjadi beban neraca perdagangan.

Together with Thaioil, other shareholders, and all employees, the Company will build the second petrochemical complex (CAP2), thereby doubling the Company's production to more than 8 million tons per year. This increased production capacity would make a major contribution to the national economy, since most of the petrochemical products are still imported, thus weighing on the trade balance.

DAFTAR ISI
TABLE OF CONTENTS





i Sanggahan dan Batasan Tanggung Jawab
Disclaimer and Scope of Responsibilities

1 Penjelasan Tema
Theme Explanation

2 Kesinambungan Tema
Theme Sutainability

IKHTISAR KINERJA 2024
Performance Highlights 2024

11 Ikhtisar Keuangan 2024
2024 Financial Highlights

12 Ikhtisar Operasional
Operating Highlights

14 Ikhtisar Saham
Shares Highlights

19 Penghargaan dan Sertifikasi
Awards and Certifications

28 Peristiwa Penting 2024
Significant Events 2024

LAPORAN MANAJEMEN
Management Report

49 Laporan Dewan Komisaris
Report from the Board of Commissioners

59 Laporan Direksi
Report from the Board of Directors

PROFIL PERUSAHAAN
Company Profile

70 Identitas Perusahaan
Corporate Identity

71 Riwayat Singkat Perusahaan
Brief Company History

78 Visi, Misi, dan Nilai-Nilai Perusahaan
Vision, Mission, and Corporate Values

81 Kegiatan Usaha
Business Activities

81 Produk dan Jasa Perusahaan
Company Products and Services

88 Wilayah Operasional
Operational Area

90 Struktur Organisasi
Organization Structure

92 Profil Dewan Komisaris
Board of Commissioners' Profile

104 Profil Direksi
Board of Directors' Profile

134 Informasi Pemegang Saham
Shareholders' Information

140 Entitas Anak dan Perusahaan Asosiasi
Subsidiaries and Associated Entities

142 Alamat Kantor Pusat dan Pabrik
Addres of Head Office and Plants

143 Kronologi Pencatatan Saham
Share Listing Chronology

145 Kronologi Pencatatan Efek Lainnya
Chronology of Other Securities Listings

148 Kantor Akuntan Publik
Public Accountant Office

ANALISIS DAN PEMBAHASAN MANAJEMEN
Management Discussion and Analysis

154 Tinjauan Ekonomi dan Industri
Economic and Industry Review

157 Tinjauan Operasional per Segmen Usaha
Operational Overview per Business Segment

165 Tinjauan Kinerja Keuangan
Financial Performance Review

TATA KELOLA PERUSAHAAN
Corporate Governance

192 Rapat Umum Pemegang Saham
General Meeting of Shareholders

220 Dewan Komisaris
Board of Commissioners

235 Direksi
Board of Directors

252 Komite Audit
Audit Committee

262 Sekretaris Perusahaan
Corporate Secretary

267 Unit Audit Internal
Internal Audit Unit

281 Sistem Manajemen Risiko
Risk Management System

294 Perkara Penting dan Sanksi Administratif yang Dihadapi
Litigations and Administrative Sanctions

306 Penerapan Pedoman Tata Kelola Perusahaan Terbuka
Implementation Of Governance Guidelines For Public Companies

SUMBER DAYA MANUSIA
Human Resources

314 Pengelolaan Sumber Daya Manusia
Management of Human Resources

TANGGUNG JAWAB SOSIAL PERUSAHAAN
Corporate Social Responsibility

328 Laporan Tanggung Jawab Sosial dan Lingkungan
Social and Environmental Responsibility Report

330 Surat Pernyataan Anggota Direksi dan Anggota Dewan Komisaris Tentang Tanggung Jawab Atas Laporan Tahunan 2024 PT Chandra Asri Pacific Tbk
Statement of Responsibility of the Board of Directors and Board of Commissioners Members on PT Chandra Asri Pacific Tbk Annual Report Year 2024

334 **LAPORAN KEUANGAN KONSOLIDASIAN**
Consolidated Financial Statement

484 Referensi SEOJK No. 16/SEOJK.04/2021: Laporan Tahunan Emiten Atau Perusahaan Publik
SEOJK No. 16/SEOJK.04/2021: Annual Report Of Public Company

Chandra Asri





01

IKHTISAR KINERJA 2024

Performance Highlights 2024

PENCAPAIAN KINERJA 2024

PERFORMANCE ACHIEVEMENTS IN 2024

Hingga tahun 2024, PT Chandra Asri Pacific Tbk ("Chandra Asri Group", "Perseroan") masih terus melakukan ekspansi bisnis untuk mendukung kinerja usaha Perseroan agar tetap tumbuh secara berkelanjutan. Perkembangan pada tahun buku, antara lain:

Akuisisi Shell Energy and Chemical Park (SECP) di Singapura

Pada tahun 2024, Chandra Asri Group bermitra dengan Glencore Plc menandatangani Perjanjian Jual Beli dengan Shell Singapore Pte. Ltd ("SSPL") untuk mengakuisisi SECP, kompleks kilang minyak dan kimia di Singapura milik SSPL. Aksi korporasi ini menandakan bahwa Perseroan mulai memasuki bisnis energi, sekaligus berinisiatif turut mendukung ketahanan energi nasional. Pada tahun 2025, perusahaan tersebut resmi menjadi Aster Chemicals and Energy Pte. Ltd. (Aster).

Konsolidasi Bisnis Kepelabuhanan

Chandra Asri Group mengonsolidasikan bisnis pelabuhan (jasa bongkar muat dan tambat) dan penyimpanan curah cair (penyewaan tangki) melalui entitas anak, yakni PT Chandra Pelabuhan Nusantara (CPN), yang telah memperoleh Izin Badan Usaha Pelabuhan (BUP) dari Kementerian Perhubungan. Selain itu, Perseroan juga memisahkan aset pelabuhan, dermaga, fasilitas penyimpanan, dan fasilitas pendukungnya di bawah CPN.

Until 2024, PT Chandra Asri Pacific Tbk ("Chandra Asri Group", "Company") continued to expand its business to support the Company's business performance to grow sustainably. Developments in the fiscal year include:

Acquisition of Shell Energy and Chemical Park (SECP) in Singapore

In 2024, Chandra Asri Group partnered with Glencore Plc to sign a Sale and Purchase Agreement with Shell Singapore Pte. Ltd ("SSPL") to acquire SECP, an oil refinery and chemical complex in Singapore owned by SSPL. This corporate action indicates that the Company is starting to enter the energy business, while also taking the initiative to support national energy security. In 2025, the company officially became Aster Chemicals and Energy Pte. Ltd. (Aster).

Consolidation of Ports Business

Chandra Asri Group consolidates its port business (loading and unloading and mooring services) and liquid bulk storage (tank rental) through a subsidiary, namely PT Chandra Pelabuhan Nusantara (CPN), which has obtained a Port Business Entity License (BUP) from the Ministry of Transportation. In addition, the Company also separates its port assets, jetties, storage facilities and supporting facilities under CPN.

KINERJA KEUANGAN
FINANCIAL PERFORMANCE



Kinerja Aset
Asset Performance

(Ribuan US$) | (Thousands of US$)

2024	2023	2022
5.658.866	5.614.452	4.929.871

Kinerja EBITDA
EBITDA Performance

(Ribuan US$) | (Thousands of US$)

2024	2023	2022
76.057	129.968	5.263

Pendapatan
Revenues

(Ribuan US$) | (Thousands of US$)

2024	2023	2022
1.785.364	2.159.932	2.384.591

Kas dan Setara Kas Akhir Tahun
Year-End Cash and Cash Equivalents

(Ribuan US$) | (Thousands of US$)

2024	2023	2022
1.366.818	1.439.797	1.403.973

KOMITMEN KEBERLANJUTAN
SUSTAINABILITY COMMITMENT

Komitmen Chandra Asri Group dalam penerapan prinsip keberlanjutan telah mendapatkan pengakuan dan apresiasi dari para pemangku kepentingan eksternal, yang antara ditunjukkan melalui sejumlah penghargaan. Di antaranya adalah:

Chandra Asri Group's commitment to implementing sustainability principles has been recognized by external stakeholders through a number of awards. Among them include:

- **Penghargaan Subroto 2024 | Subroto Award 2024**

  Kementerian Energi dan Sumber Daya Mineral menetapkan Perseroan masuk dalam "Kelompok Kontribusi Pengurangan Emisi Bidang Efisiensi Energi - Kategori Manajemen Energi" pada Industri dan Bangunan Gedung; Subkategori Manufaktur Besar.

  The Ministry of Energy and Mineral Resources determined that the Company is included in the "Emission Reduction Contribution Group in the Energy Efficiency Sector - Energy Management Category" in the Industry and Building Construction; Large Manufacturing Subcategory.

- **Peningkatan ESG Rating dari MSCI dan Morningstar Sustainalytics | Improvement in ESG Ratings from MSCI and Morningstar Sustainalytics**

  Chandra Asri Group berhasil meningkatkan peringkat ESG (*Environment, Social*, dan *Governance*) dari lembaga internasional MSCI dan Morningstar Sustainalytics secara signifikan. Peningkatan ini memperkuat posisi perusahaan dengan skor *rating* ESG MSCI di peringkat BBB, serta menunjukkan perbaikan pada ESG *Risk Rating* dari Morningstar Sustainalytics melalui penurunan skor risiko dari 16,6 menjadi 16,3.

  Chandra Asri Group successfully increased its ESG (Environment, Social, and Governance) rating from international institutions MSCI and Morningstar Sustainalytics. This ESG boost helped to strengthen the company's position with an MSCI ESG rating score of BBB and an improvement in the ESG Risk Rating from Morningstar Sustainalytics through a decrease in risk score from 16.6 to 16.3.

- **Asrene®SP4808, Dukungan Chandra Asri Group untuk Bauran Energi | Asrene®SP4808: Chandra Asri Group's Support for Indonesia's Energy Mix**

  Chandra Asri Group turut berkolaborasi dalam proyek Pembangkit Listrik Tenaga Panas Bumi (PLTP) dalam rangka mendukung bauran energi nasional. Inisiatif tersebut diwujudkan melalui penyediaan material Asrene®SP4808 dengan formulasi khusus yang dapat diproduksi menjadi pipa High-Density Polyethylene (HDPE) kelas PE 100 untuk fasilitas PLTP. Asrene®SP4808 juga merupakan resin lokal bersertifikasi Standar Nasional Indonesia (SNI) dengan Tingkat Komponen Dalam Negeri (TKDN) tertinggi di Indonesia.

  Chandra Asri Group is contributing to the development of geothermal power plant (PLTP) projects as part of its support for Indonesia's national energy mix. This initiative is realized through the provision of Asrene®SP4808, a specially formulated material that can be processed into High-Density Polyethylene (HDPE) pipes classified as PE 100 for use in geothermal power facilities. Asrene®SP4808 is also a locally produced resin, certified under the Indonesian National Standard (SNI), and boasts the highest Domestic Component Level (TKDN) in the country.

IKHTISAR KEUANGAN 2024

2024 FINANCIAL HIGHLIGHTS

Dalam ribuan US$, kecuali dinyatakan lain
In thousands of US$, unless otherwise noted

Uraian Description	2024	2023	2022
Laporan Laba Rugi dan Penghasilan Komprehensif Lain Konsolidasian **Consolidated Statements of Profit Loss and Other Comprehensive Income**			
Pendapatan Revenues	1.785.364	2.159.932	2.384.591
Beban Pokok Pendapatan Cost of Revenues	(1.737.045)	(2.078.102)	(2.395.545)
(Rugi) Laba Bruto Gross (Loss) Profit	48.319	81.830	(10.954)
(Rugi) Laba Tahun Berjalan (Loss) Profit for the Year	(57.299)	(31.547)	(149.399)
Diatribusikan kepada Pemilik Entitas Induk Attributable to Owners of the Company	(69.163)	(33.576)	(149.538)
Diatribusikan kepada Kepentingan Non Pengendali Attributable to Non-Controlling Interests	11.864	2.029	139
Jumlah (Rugi) Penghasilan Komprehensif Tahun Berjalan Total Comprehensive (Loss) Income for the Year	(63.106)	(34.043)	(109.418)
Diatribusikan kepada Pemilik Entitas Induk Attributable to Owners of the Company	(75.171)	(36.009)	(109.557)
Diatribusikan kepada Kepentingan Non Pengendali Attributable to Non-Controlling Interests	12.065	1.966	139
Laba (Rugi) Bersih per Saham Dasar (dalam US$ penuh) Basic Earnings (Loss) per Share (in full US$ amount)	(0,0010)	(0,0005)	(0,0021)
EBITDA	76.057	129.968	5.263
Laporan Posisi Keuangan Konsolidasian **Consolidated Statements of Financial Position**			
Jumlah Aset Total Assets	5.658.866	5.614.452	4.929.871
Jumlah Liabilitas Total Liabilities	2.726.123	2.620.552	2.120.765
Jumlah Ekuitas Total Equity	2.932.743	2.993.900	2.809.106
Modal Kerja Bersih Net Working Capital	1.660.390	2.020.098	1.673.861

Uraian Description	2024	2023	2022
Rasio Keuangan Financial Ratios			
Marjin Laba Kotor (%) Gross Profit Margin (%)	2,7	3,8	(0,5)
Marjin Laba Bersih (%) Net Profit Margin (%)	(3,2)	(1,5)	(6,3)
Rasio Kas (X) Cash Ratio (X)	1,7	1,8	2,3
Rasio Lancar (X) Current Ratio (X)	3,0	3,5	3,8
Rasio Liabilitas terhadap Ekuitas (X) Liability to Equity Ratio (X)	0,9	0,9	0,8
Rasio Liabilitas terhadap Aset (X) Liability to Assets Ratio (X)	0,5	0,5	0,4
Rasio Utang terhadap Modal (X) Debt to Capital Ratio (X)	0,7	0,4	0,4
Rasio Laba (Rugi) terhadap Aset (%) Return on Assets Ratio (%)	(1,0)	(0,6)	(3,0)
Rasio Laba (Rugi) terhadap Ekuitas (%) Return on Equity Ratio (%)	(2,0)	(1,1)	(5,3)
Rasio Laba (Rugi) terhadap Pendapatan/Penjualan (%) Return on Sales Ratio (%)	(3,2)	(1,5)	(6,3)

IKHTISAR OPERASIONAL
OPERATIONAL HIGHLIGHTS

Volume Produksi*
Production Volume*
(dalam kilo ton | in kilo tons)

Ethylene



Propylene



Pygas



Mixed C4



Polyethylene



Polypropylene



Styrene Monomer



Butadiene & by-product



Butene-1 & MTBE & by-products



Volume Penjualan*
Sales Volume*

(dalam kilo ton | in kilo tons)

Ethylene



Styrene Monomer



Pygas



Mixed C4



Polyethylene



Polypropylene



Propylene



Butadiene & by-product



Butene-1 & MTBE & by-products



*disajikan kembali
*restated

IKHTISAR SAHAM
SHARES HIGHLIGHTS

Rincian kinerja saham Chandra Asri Group secara triwulanan dalam 2 (dua) tahun buku, yaitu 2023-2024 diuraikan dalam tabel di bawah ini.

The table below outlines the quarterly performance of Chandra Asri Group shares over the period of 2 (two) fiscal years, 2023-2024.

Periode Period	Harga Terendah (Rp) Lowest Price (Rp)	Harga Tertinggi (Rp) Highest Price (Rp)	Harga Penutupan (Rp) Closing Price (Rp)	Volume Transaksi Transaction Volume	Jumlah Saham Beredar Total Outstanding Shares	Kapitalisasi Pasar (Jutaan Rp) Market Capitalization (million Rp)
2024						
Kuartal I Quarter I	3.210	6.500	5.825	2.435.061.600	86.551.545.092	504.162.750
Kuartal II Quarter II	5.750	9.875	9.225	2.418.900.800	86.551.545.092	798.438.003
Kuartal III Quarter III	7.800	11.225	8.475	1.166.832.200	86.551.545.092	733.524.345
Kuartal IV Quarter IV	6.325	9.300	7.500	619.887.900	86.551.545.092	649.136.588
2023						
Kuartal I Quarter I	2.130	2.560	2.340	582.908.000	86.551.545.092	202.530.616
Kuartal II Quarter II	2.010	2.360	2.100	479.265.000	86.551.545.092	181.758.245
Kuartal III Quarter III	1.995	2.760	2.530	703.791.200	86.551.545.092	218.975.049
Kuartal IV Quarter IV	2.520	6.125	5.250	1.873.377.800	86.551.545.092	454.395.612

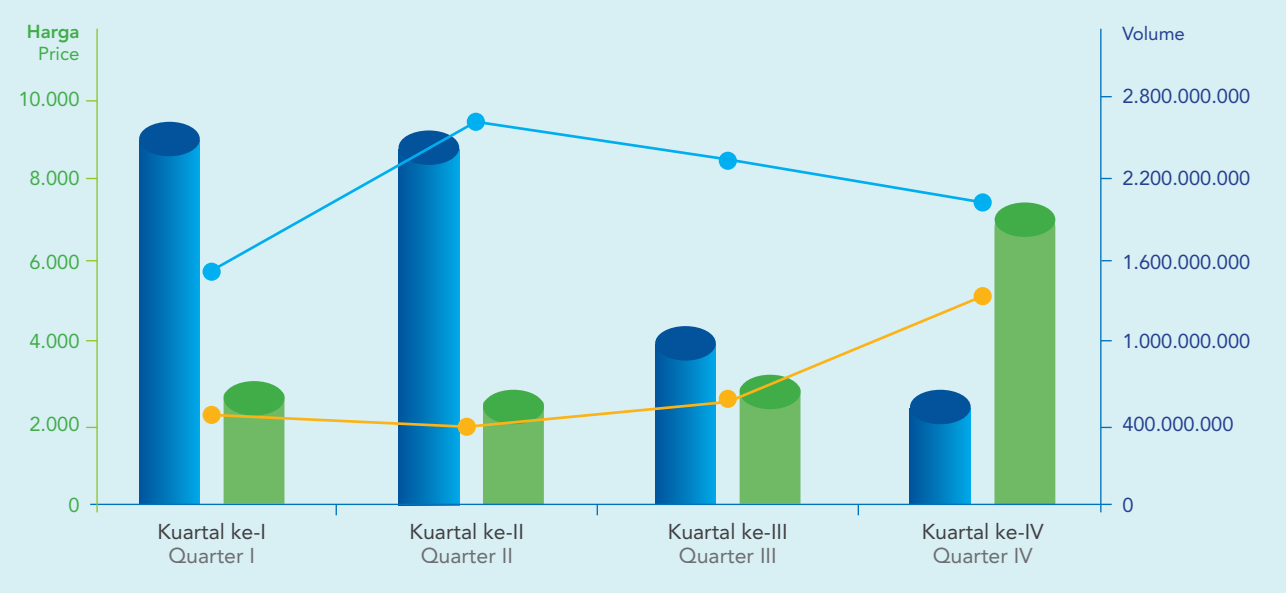

AKSI KORPORASI
CORPORATE ACTION

Pada tahun 2024, PT Chandra Asri Pacific Tbk (Chandra Asri Group) bersama dengan Glencore plc telah menandatangani Perjanjian Jual Beli dengan Shell Singapore Pte. Ltd. untuk mengakuisisi seluruh kepemilikannya di Shell Energy and Chemical Park (SECP), Singapura.

Pada 1 April 2025, Chandra Asri Group dan Glencore telah menyelesaikan akuisisi saham Shell tersebut di SECP dan kini perusahaan tersebut menjadi Aster Chemicals and Energy Pte. Ltd. (Aster).

Melalui Aster, Chandra Asri Group akan berkontribusi dalam mendukung ketahanan energi Indonesia untuk memenuhi permintaan yang terus meningkat pada produk kimia. Chandra Asri Group akan membantu mengisi kekurangan pasokan produk kimia, seperti MEG, Polyol, serta Ethylene, Propylene, dan Styrene Monomers, untuk mendukung proses manufaktur di negara ini. Hal ini akan memastikan bahwa pasokan energi negara tetap terjamin serta mengurangi ketergantungan pada entitas asing.

Perubahan pada Saham

Aksi korporasi yang dilakukan oleh Perseroan merupakan bagian dari restrukturisasi usaha, sehingga tidak mempengaruhi saham Chandra Asri Group. Dengan demikian, tidak ada perubahan pada saham Perseroan.

Informasi Penghentian Saham Sementara

Saham Chandra Asri Group yang diperdagangkan di Bursa Efek Indonesia dengan kode saham TPIA tidak mengalami penghentian saham sementara (suspensi) sepanjang tahun buku.

In 2024, PT Chandra Asri Pacific Tbk (Chandra Asri Group) worked together with Glencore plc to signed a Sale and Purchase Agreement with Shell Singapore Pte. Ltd. to acquire full ownership of Shell Energy and Chemical Park (SECP), Singapore.

On 1 April 2025, Chandra Asri Group and Glencore have completed the acquisition of Shell's shares in SECP and the company now is known as Aster Chemicals and Energy Pte. Ltd. (Aster).

Through Aster, Chandra Asri Group will contribute to strengthening Indonesia's energy security to meet the increasing demand for chemical products. Chandra Asri Group will help fill a gap in the supply of chemical products (such as MEG, Polyol, as well as Ethylene, Propylene, and Styrene Monomers) to support the country's manufacturing process. This action will ensure that Indonesia's energy supply remains secure, while at the same time reducing dependence on foreign entities.

Changes in Shares

The Company's aforementioned corporate action was part of a business restructuring. As such, it had no effect on Chandra Asri Group's shares. Consequently, there were no changes in the Company's shares.

Temporary Stock Suspension Information

Chandra Asri Group's shares traded on the Indonesia Stock Exchange (with the stock code "TPIA") did not experience any instances of temporary stock suspensions throughout the financial year.

IKHTISAR OBLIGASI, SUKUK, ATAU LAINNYA

HIGHLIGHTS OF BONDS, SUKUK, OR OTHER SECURITIES

Tahun Penerbitan Issuance Year	**Nama Obligasi** Name of Bonds	**Nilai Emisi (Rp)** Total Issuance (Rp)	**Tingkat Kupon p.a. (%)** Rate Coupon per annum (%)	**Tanggal Jatuh Tempo** Maturity Date	**Peringkat Awal Obligasi** Initial Bonds Rating	**Peringkat Akhir Obligasi** Latest Bonds Rating
2020	Obligasi Berkelanjutan III Chandra Asri Petrochemical Tahap I Tahun 2020 - Seri B Shelf Registration Bond III Chandra Asri Petrochemical Phase I Year 2020 - Series B	357.700.000.000	8,70	26 Agustus 2025 26 August 2025	idAA-(Pefindo)	idAA-(Pefindo)
2020	Obligasi Berkelanjutan III Chandra Asri Petrochemical Tahap I Tahun 2020 - Seri C *Shelf Registration Bond III Chandra Asri Petrochemical Phase I Year 2020 - Series C*	113.500.000.000	9,20	26 Agustus 2027 26 August 2027	idAA-(Pefindo)	idAA-(Pefindo)
2021	Obligasi Berkelanjutan III Chandra Asri Petrochemical Tahap III Tahun 2021 - Seri B Shelf Registration Bond III Chandra Asri Petrochemical Phase III Year 2021 - Series B	587.950.000.000	8,50	15 April 2026 15 April 2026	idAA-(Pefindo)	idAA-(Pefindo)
2021	Obligasi Berkelanjutan III Chandra Asri Petrochemical Tahap III Tahun 2021 - Seri C Shelf Registration Bond III Chandra Asri Petrochemical Phase III Year 2021 - Series C	362.050.000.000	9,00	15 April 2028 15 April 2028	idAA-(Pefindo)	idAA-(Pefindo)
2021	Obligasi Berkelanjutan III Chandra Asri Petrochemical Tahap IV Tahun 2021 - Seri A Shelf Registration Bond III Chandra Asri Petrochemical Phase IV Year 2021 - Series A	266.950.000.000	7,20	29 Oktober 2026 29 October 2026	idAA-(Pefindo)	idAA-(Pefindo)
2021	Obligasi Berkelanjutan III Chandra Asri Petrochemical Tahap IV Tahun 2021 - Seri B Shelf Registration Bond III Chandra Asri Petrochemical Phase IV Year 2021 - Series B	581.500.000.000	8,20	29 Oktober 2028 29 October 2028	idAA-(Pefindo)	idAA-(Pefindo)

Tahun Penerbitan Issuance Year	**Nama Obligasi** Name of Bonds	**Nilai Emisi (Rp)** Total Issuance (Rp)	**Tingkat Kupon p.a. (%)** Rate Coupon per annum (%)	**Tanggal Jatuh Tempo** Maturity Date	**Peringkat Awal Obligasi** Initial Bonds Rating	**Peringkat Akhir Obligasi** Latest Bonds Rating
2021	Obligasi Berkelanjutan III Chandra Asri Petrochemical Tahap IV Tahun 2021 - Seri C Shelf Registration Bond III Chandra Asri Petrochemical Phase IV Year 2021 - Series C	151.550.000.000	9,00	29 Oktober 2031 29 October 2031	idAA-(Pefindo)	idAA-(Pefindo)
2022	Obligasi Berkelanjutan III Chandra Asri Petrochemical Tahap V Tahun 2022 - Seri A Shelf Registration Bond III Chandra Asri Petrochemical Phase V Year 2022 - Series A	860.000.000.000	7,20	8 Maret 2027 8 March 2027	idAA-(Pefindo)	idAA-(Pefindo)
2022	Obligasi Berkelanjutan III Chandra Asri Petrochemical Tahap V Tahun 2022 - Seri B Shelf Registration Bond III Chandra Asri Petrochemical Phase V Year 2022 - Series B	300.000.000.000	8,10	8 Maret 2029 8 March 2029	idAA-(Pefindo)	idAA-(Pefindo)
2022	Obligasi Berkelanjutan III Chandra Asri Petrochemical Tahap V Tahun 2022 - Seri C Shelf Registration Bond III Chandra Asri Petrochemical Phase V Year 2022 - Series C	240.000.000.000	8,80	8 Maret 2032 8 March 2032	idAA-(Pefindo)	idAA-(Pefindo)
2022	Obligasi Berkelanjutan IV Chandra Asri Petrochemical Tahap I Tahun 2022 - Seri A Shelf Registration Bond IV Chandra Asri Petrochemical Phase I Year 2022 - Series A	1.426.450.000.000	8,00	9 Agustus 2027 9 August 2027	idAA-(Pefindo)	idAA-(Pefindo)
2022	Obligasi Berkelanjutan IV Chandra Asri Petrochemical Tahap I Tahun 2022 - Seri B Shelf Registration Bond IV Chandra Asri Petrochemical Phase I Year 2022 - Series B	347.000.000.000	8,60	9 Agustus 2029 9 August 2029	idAA-(Pefindo)	idAA-(Pefindo)
2022	Obligasi Berkelanjutan IV Chandra Asri Petrochemical Tahap I Tahun 2022 - Seri C Shelf Registration Bond IV Chandra Asri Petrochemical Phase I Year 2022 - Series C	226.550.000.000	9,30	9 Agustus 2032 9 August 2032	idAA-(Pefindo)	idAA-(Pefindo)

Tahun Penerbitan Issuance Year	**Nama Obligasi** Name of Bonds	**Nilai Emisi (Rp)** Total Issuance (Rp)	**Tingkat Kupon p.a. (%)** Rate Coupon per annum (%)	**Tanggal Jatuh Tempo** Maturity Date	**Peringkat Awal Obligasi** Initial Bonds Rating	**Peringkat Akhir Obligasi** Latest Bonds Rating
2023	Obligasi Berkelanjutan IV Chandra Asri Petrochemical Tahap II Tahun 2023 - Seri A Shelf Registration Bond IV Chandra Asri Petrochemical Phase II Year 2023 - Series A	1.022.650.000.000	8,40	28 Februari 2028 28 February 2028	idAA-(Pefindo)	idAA-(Pefindo)
2023	Obligasi Berkelanjutan IV Chandra Asri Petrochemical Tahap II Tahun 2023 - Seri B Shelf Registration Bond IV Chandra Asri Petrochemical Phase II Year 2023 - Series B	227.350.000.000	8,90	28 Februari 2030 28 February 2030	idAA-(Pefindo)	idAA-(Pefindo)
2023	Obligasi Berkelanjutan IV Chandra Asri Petrochemical Tahap III Tahun 2023 - Seri A Shelf Registration Bond IV Chandra Asri Petrochemical Phase III Year 2023 - Series A	361.480.000.000	7,00	27 September 2026 27 September 2026	idAA-(Pefindo)	idAA-(Pefindo)
2023	Obligasi Berkelanjutan IV Chandra Asri Petrochemical Tahap III Tahun 2023 - Seri B Shelf Registration Bond IV Chandra Asri Petrochemical Phase III Year 2023 - Series B	534.760.000.000	7,50	27 September 2028 27 September 2028	idAA-(Pefindo)	idAA-(Pefindo)
2023	Obligasi Berkelanjutan IV Chandra Asri Petrochemical Tahap III Tahun 2023 - Seri C Shelf Registration Bond IV Chandra Asri Petrochemical Phase III Year 2023 - Series C	103.760.000.000	8,00	27 September 2030 27 September 2030	idAA-(Pefindo)	dAA-(Pefindo)
2024	Obligasi Berkelanjutan IV Chandra Asri Pacific Tahap IV Tahun 2024 - Seri A Shelf Registration Bond IV Chandra Asri Pacific Phase IV Year 2024 - Series A	542.375.000.000	7,95	1 Maret 2027 1 March 2027	idAA-(Pefindo)	idAA-(Pefindo)
2024	Obligasi Berkelanjutan IV Chandra Asri Pacific Tahap IV Tahun 2024 - Seri B Shelf Registration Bond IV Chandra Asri Pacific Phase IV Year 2024 - Series B	416.800.000.000	8,25	1 Maret 2029 1 March 2029	idAA-(Pefindo)	idAA-(Pefindo)
2024	Obligasi Berkelanjutan IV Chandra Asri Pacific Tahap IV Tahun 2024 - Seri C Shelf Registration Bond IV Chandra Asri Pacific Phase IV Year 2024 - Series C	540.825.000.000	8,75	1 Maret 2031 1 March 2031	idAA-(Pefindo)	idAA-(Pefindo)

PENGHARGAAN DAN SERTIFIKASI
AWARDS AND CERTIFICATIONS

Penghargaan
Awards



National Lighthouse Industry 4.0

Agenda Agenda	:	Hasil penilaian Kementerian Perindustrian untuk perusahaan yang telah mencapai tingkat keunggulan dalam menerapkan konsep Industri 4.0 pada operasionalnya The results of the Ministry of Industry's assessment of companies that have achieved a level of excellence in implementing Industry 4.0 in their operations
Penyelenggara/Pemberi Organizer	:	Kementerian Perindustrian Republik Indonesia Ministry of Industry of the Republic of Indonesia
Tanggal Perolehan Date	:	21 Februari 2024 21 February 2024



- **Best CSR & ESG Leadership Award - Kategori *Platinum***
  Best CSR & ESG Leadership Award - Platinum Category
- **Best Community Programme Award - Kategori *Gold***
  Best Community Programme Award - Gold Category
- **Best Environmental Excellence Award - Kategori *Silver***
  Best Environmental Excellence Award - Silver Category

Agenda Agenda	:	Global CSR & ESG Summit and Awards 2024™
Penyelenggara/Pemberi Organizer	:	The Pinnacle Group International
Tanggal Perolehan Date	:	25 April 2024 25 April 2024



- **Endress+Hauser Indonesia's Sustainability Recognition Award 2024 - SAGARA Project**
- **Endress+Hauser Indonesia's Sustainability Recognition Award 2024 - Asphalt Plastic Road**
- **Endress+Hauser Indonesia's Sustainability Recognition Award 2024 - IPST ASARI Development**

Agenda Agenda	:	SAGARA Project Endress+Hauser Indonesia's Sustainability Recognition Award 2024
Penyelenggara/Pemberi Organizer	:	Endress+Hauser
Tanggal Perolehan Date	:	15 Mei 2024 15 May 2024



Predikat Platinum untuk Kategori Transparansi Penghitungan Emisi Korporasi
Platinum Predicate for Corporate Emission Calculation in the Transparency Category

Agenda Agenda	:	Transparansi & Penurunan Emisi Korporasi Terbaik Best Corporate Transparency & Emission Reduction
Penyelenggara/Pemberi Organizer	:	Investortrust & BGK Foundation
Tanggal Perolehan Date	:	29 Mei 2024 29 May 2024



Governance Champion di Sektor Kimia - Katadata ESG Awards 2024
Governance Champion in the Chemical Sector - Katadata ESG Awards 2024

Agenda Agenda	:	Katadata ESG Award 2024
Penyelenggara/Pemberi Organizer	:	Katadata.co.id
Tanggal Perolehan Date	:	8 Agustus 2024 8 August 2024



Penghargaan Kecelakaan Nihil PT Krakatau Chandra Energi
Zero Accident Award for PT Krakatau Chandra Energi

Agenda Agenda	:	Keputusan Menteri Ketenagakerjaan No. 186 tanggal 6 Agustus 2024 Manpower Ministerial Decree Number 186 dated 6 August 2024
Penyelenggara/Pemberi Organizer	:	Kementerian Ketenagakerjaan Republik Indonesia Ministry of Manpower Republic of Indonesia
Tanggal Perolehan Date	:	6 Agustus 2024 6 August 2024



Kelompok Kontribusi Pengurangan Emisi Bidang Efisiensi Energi - Kategori Manajemen Energi pada Industri dan Bangunan Gedung; Subkategori Manufaktur Besar

Emission Reduction Contribution Group in the Energy Efficiency Sector - Energy Management Category in Industry and Buildings; Large Manufacturing Subcategory

Agenda Agenda	:	Penghargaan Subroto 2024 Subroto Award 2024
Penyelenggara/Pemberi Organizer	:	Kementerian ESDM Ministry of Energy and Mineral Resources
Tanggal Perolehan Date	:	10 Oktober 2024 10 October 2024



Wajib Pajak Bumi dan Bangunan Perdesaan dan Perkotaan (PBB-P2) atas Kepatuhan Dalam Pembayaran Tahun 2024

Rural and Urban Tax on Land and Buildings (PBB-P2) for Payment Compliance in 2024

Agenda Agenda	:	Apresiasi Wajib Pajak Daerah Kota Cilegon Tahun 2024 Cilegon City Regional Taxpayer Appreciation 2024
Penyelenggara/Pemberi Organizer	:	Pjs. Walikota Cilegon Acting Mayor of Cilegon
Tanggal Perolehan Date	:	11 November 2024 11 November 2024



Juara 1 Kategori *Corporate PR Program* Tema *Environmental, Social, and Governance* (ESG) & *Diversity, Equity, and Inclusion* (DEI)

1st Place in Corporate PR Program for the theme of Environmental, Social, and Governance (ESG) & Diversity, Equity, and Inclusion (DEI)

Agenda Agenda	:	PERHUMAS PR Excellence Awards 2024
Penyelenggara/Pemberi Organizer	:	Perhimpunan Hubungan Masyarakat Indonesia (PERHUMAS) Indonesian Public Relations Association (PERHUMAS)
Tanggal Perolehan Date	:	25 November 2024 25 November 2024



- ***Appreciated Circular Economy ESG Report***
- ***Most Appreciated ESG Report***

Agenda Agenda	:	Investor Daily ESG Appreciation Night
Penyelenggara/Pemberi Organizer	:	Investor Daily
Tanggal Perolehan Date	:	25 November 2024 25 November 2024



- *Best Green Innovation*
- *Best Literacy for Climate Resilience*

Agenda Agenda	:	Editor's Choice Award 2024
Penyelenggara/Pemberi Organizer	:	Investortrust & BGK Foundation
Tanggal Perolehan Date	:	4 Desember 2024 4 December 2024



Original Rekor Indonesia Award

Agenda Agenda	:	Kreator "Pemecahan Rekor" "Gelaran Aspal Pkastik Terpanjang di Indonesia"
Penyelenggara/Pemberi Organizer	:	Rekor Indonesia
Tanggal Perolehan Date	:	Desember 2024 December 2024



Peringkat Hijau

Agenda Agenda	:	Program Penilaian Peringkat Kinerja Perusahaan (Proper) 2023-2024 - Site Office Ciwandan Company Performance Rating Assessment Program (Proper) 2023-2024 - Site Office Ciwandan
Penyelenggara/Pemberi Organizer	:	Kementerian Lingkungan Hidup/Badan Pengendalian Lingkungan Hidup Ministry of Environment and Forestry/Environmental Protection Agency
Tanggal Perolehan Date	:	2024



Peringkat Hijau

Agenda Agenda	:	Program Penilaian Peringkat Kinerja Perusahaan (Proper) 2023-2024 - Site Office Pulo Ampel Company Performance Rating Assessment Program (Proper) 2023-2024 - Site Office Pulo Ampel
Penyelenggara/Pemberi Organizer	:	Kementerian Lingkungan Hidup/Badan Pengendalian Lingkungan Hidup Ministry of Environment and Forestry/Environmental Protection Agency
Tanggal Perolehan Date	:	2024

Sertifikasi
Certifications



Sertifikat Green Building EDGE (Excellence in Design for Greater Efficiencies) Advanced

Pemberi Organizer	:	Green Building Council Indonesia
Masa Berlaku Validity Period	:	-
Tanggal Perolehan Date	:	25 Juli 2024 25 July 2024



ISO 50001 : 2018 Sistem Manajemen Energi
ISO 50001 : 2018 Energy Management System

Pemberi Organizer	:	LRQA
Masa Berlaku Validity Period	:	12 Desember 2026 12 December 2026
Tanggal Perolehan Date	:	13 Desember 2023 13 December 2023



Responsible Care Verification - Ciwandan Site

Pemberi Organizer	:	RCI
Masa Berlaku Validity Period	:	20 September 2025 20 September 2025
Tanggal Perolehan Date	:	21 September 2023 21 September 2023



Responsible Care Verification - Pulo Ampel Site

Pemberi Organizer	:	RCI
Masa Berlaku Validity Period	:	18 September 2025 18 September 2025
Tanggal Perolehan Date	:	19 September 2023 19 September 2023



International Sustainability and Carbon Certification (ISCC Plus)

Pemberi Organizer	:	Intertek
Masa Berlaku Validity Period	:	30 September 2025 30 September 2025
Tanggal Perolehan Date	:	1 October 2024 1 October 2024



SNI 7808 : 2012 Bijih Plastik Polietilena Merek Asrene

SNI 7808 : 2012 Asrene Brand Polyethylene Plastic Granules

Pemberi Organizer	:	BRIN
Masa Berlaku Validity Period	:	11 Agustus 2027 11 August 2027
Tanggal Perolehan Date	:	12 Agustus 2023 12 August 2023



SNI 0594 : 2011 Bijih Plastik Polipropilena Merek Trilene

SNI 0594 : 2011 Trilene Brand Polypropylene Plastic Granules

Pemberi Organizer	:	BRIN
Masa Berlaku Validity Period	:	8 Mei 2027 8 May 2027
Tanggal Perolehan Date	:	9 Mei 2023 9 May 2023



SNI 8432 : 2022 Bijih Plastik *Trilene Copolymer Impact* untuk SNI Komponen Otomotif

SNI 8432 : 2022 Trilene Copolymer Impact Plastic Granules for SNI Automotive Components

Pemberi Organizer	:	IAPMO
Masa Berlaku Validity Period	:	6 Desember 2027 6 December 2027
Tanggal Perolehan Date	:	7 Desember 2023 7 December 2023



SNI 7593 : 2010 Bijih Plastik Asrene® HDPE SP4808 untuk SNI Bahan Baku Pipa Air Minum

SNI 7593 : 2010 Asrene® HDPE SP4808 Plastic Granules for SNI Drinking Water Pipe Raw Materials

Pemberi Organizer	:	IAPMO
Masa Berlaku Validity Period	:	27 November 2026 27 November 2026
Tanggal Perolehan Date	:	28 November 2022 28 November 2022



SNI 8887 : 2020 Bijih Plastik Asrene® HDPE SP4808 untuk SNI Pipa Bahan Bakar Gas

SNI 8887 : 2020 Asrene® HDPE SP4808 Plastic Granules for SNI Fuel Gas Pipes

Pemberi Organizer	:	IAPMO
Masa Berlaku Validity Period	:	25 Oktober 2025 25 October 2025
Tanggal Perolehan Date	:	28 November 2022 28 November 2022



ISO 45001 : 2018 Sistem Manajemen Keselamatan dan Kesehatan Kerja

ISO 45001 : 2018 Occupational Safety and Health Management System

Pemberi Organizer	:	LRQA
Masa Berlaku Validity Period	:	29 Oktober 2025 29 October 2025
Tanggal Perolehan Date	:	2 September 2022 2 September 2022



ISO 14001 : 2015 Sistem Manajemen Lingkungan

ISO 14001 : 2015 Environmental Management System

Pemberi Organizer	:	LRQA
Masa Berlaku Validity Period	:	29 Oktober 2025 29 October 2025
Tanggal Perolehan Date	:	2 September 2022 2 September 2022



ISO 9001 : 2015 Sistem Manajemen Mutu
ISO 9001 : 2015 Quality Management System

Pemberi Organizer	:	LRQA
Masa Berlaku Validity Period	:	29 Oktober 2025 29 October 2025
Tanggal Perolehan Date	:	2 September 2022 2 September 2022



Ekolabel Tipe II - Klaim Pengurangan Limbah Produk PP dan HDPE
Ecolabel Type II - PP and HDPE Product Waste Reduction Claim

Pemberi Organizer	:	BBSPJIS
Masa Berlaku Validity Period	:	9 Juli 2025 9 July 2025
Tanggal Perolehan Date	:	7 Juni 2022 7 June 2022



SMK3 Sistem Keselamatan dan Kesehatan Kerja untuk Ciwandan Site dan Pulo Ampel Site
Occupational Health and Safety Management System for Ciwandan Site and Pulo Ampel Site

Pemberi Organizer	:	Sucofindo & Kementerian Ketenagakerjaan Sucofindo & Ministry of Manpower
Masa Berlaku Validity Period	:	13 Mei 2025 13 May 2025
Tanggal Perolehan Date	:	13 Mei 2022 13 May 2022



Sertifikat Halal Produk - Barang Penyusun Barang Gunaan
Halal Product Certificate - Goods Components

Pemberi Organizer	:	Badan Penyelenggara Jaminan Produk Halal Halal Product Assurance Organizing Agency
Masa Berlaku Validity Period	:	-
Tanggal Perolehan Date	:	24 Oktober 2024 24 October 2024



Sertifikat Halal Produk - Kemasan Produk
Halal Product Certificate - Product Packaging

Pemberi Organizer	:	Badan Penyelenggara Jaminan Produk Halal Halal Product Assurance Organizing Agency
Masa Berlaku Validity Period	:	-
Tanggal Perolehan Date	:	5 December 2024 5 December 2024



Sertifikat Sistem Jaminan Halal
Halal Assurance System Certificate

Pemberi Organizer	:	LP-POM MUI
Masa Berlaku Validity Period	:	2 November 2025 2 November 2025
Tanggal Perolehan Date	:	5 December 2024 5 December 2024



Ekolabel Tipe II - Klaim Pengurangan Limbah Produksi Monomer Stirena*
Ecolabel Type II - Styrene Monomer Production Waste Reduction Claim*

Pemberi Organizer	:	BBSPJIS
Masa Berlaku Validity Period	:	18 Juni 2027 18 June 2027
Tanggal Perolehan Date	:	19 Juni 2024 19 June 2024



International Code for the Security of Ships and Port Facility Security (ISPS)

Pemberi Organizer	:	Ditjen Hubla - Kemenhub Directorate General of Sea Transportation - Ministry of Transportation
Masa Berlaku Validity Period	:	25 Agustus 2029 25 August 2029
Tanggal Perolehan Date	:	25 September 2024 25 September 2024



ISO 17025 : 2017 Kompetensi Laboratorium Pengujian
ISO 17025 : 2017 Testing Laboratory Competence

Pemberi Organizer	:	Komite Akreditasi Nasional (KAN) National Accreditation Committee (KAN)
Masa Berlaku Validity Period	:	23 April 2029 23 April 2029
Tanggal Perolehan Date	:	24 April 2024 24 April 2024



ISO 26000 : 2010 *Guidance on Social Responsibility Level 5 (of 5): "Role Model"*

Pemberi Organizer	:	SGS
Masa Berlaku Validity Period	:	-
Tanggal Perolehan Date	:	2 Agustus 2018 2 August 2018

PERISTIWA PENTING 2024

SIGNIFICANT EVENTS OF 2024



4 JANUARI | 4 JANUARY

Chandra Asri Resmi Berubah Nama

Perubahan nama PT Chandra Asri Petrochemical Tbk menjadi PT Chandra Asri Pacific Tbk (Chandra Asri Group) telah resmi dengan keluarnya persetujuan dari Kementerian Hukum dan HAM Republik Indonesia pada tanggal 3 Januari 2024. Perubahan ini memperoleh persetujuan pemegang saham dalam Rapat Umum Pemegang Saham Luar Biasa (RUPSLB) pada 29 Desember 2023.

Chandra Asri Officially Changes Its Name

PT Chandra Asri Petrochemical Tbk has officially changed its name to PT Chandra Asri Pacific Tbk (Chandra Asri Group) following the approval of the Ministry of Law and Human Rights of the Republic of Indonesia on 3 January 2024. This change was also approved by shareholders at an Extraordinary General Meeting of Shareholders (EGMS) on 29 December 2023.



14 JANUARI | 14 JANUARY

Aksi Bersih di Desa Tanara, Banten

Chandra Asri Group berkolaborasi dengan Universitas Syekh Nawawi Banten (USNB) menyelenggarakan aksi bersih 'Tanara Clean Up' di Desa Tanara, Kabupaten Serang, Provinsi Banten pada hari Sabtu dan Minggu, 13-14 Januari 2024, yang menjadi bagian dari program Tanara Waste Management. Turut hadir dalam seremoni pada Minggu, 14 Januari 2024, Wakil Presiden Republik Indonesia KH Ma'ruf Amin, Menteri Lingkungan Hidup Republik Indonesia Siti Nurbaya Bakar, Rektor USNB Dr. Hj. Siti Haniatunnisa, Legal, External Affairs, and Circular Economy Director Chandra Asri Group Edi Riva'i Legal, dan ESG & Sustainability Director Chandra Asri Group Phuping Taweesarp.

Cleaning Action in Tanara Village, Banten

Chandra Asri Group collaborated with Syekh Nawawi University Banten (USNB) to carry out a clean-up activity in Tanara Village, Serang Regency, Banten Province on Saturday and Sunday, 13-14 January 2024. This clean-up activity was part of the Tanara Waste Management program. Among the attendees at the event's ceremony on Sunday, 14 January 2024, were the Vice President of the Republic of Indonesia KH Ma'ruf Amin, Minister of Environment of the Republic of Indonesia Siti Nurbaya Bakar, Chancellor of USNB Dr. Hj. Siti Haniatunnisa, Legal, External Affairs, and Circular Economy Director of Chandra Asri Group Edi Riva'i, and Legal, and ESG & Sustainability Director of Chandra Asri Group Phuping Taweesarp.



1 FEBRUARI | 1 FEBRUARY

Indonesia Incorporated Day 2024

Chandra Asri Group berpartisipasi dalam Indonesia Incorporated Day 2024, yang diselenggarakan oleh Kementerian Luar Negeri Indonesia pada hari Sabtu, 27 Januari 2024. Perseroan dipilih menjadi salah satu perwakilan sektor swasta, dan memiliki kesempatan untuk membagikan strategi "*Go Global*" yang dikolaborasikan dengan BUMN, untuk menciptakan nilai bagi bisnis dan semua pemangku kepentingan, termasuk bagi negara dan diaspora Indonesia di luar negeri.

Indonesia Incorporated Day 2024

Chandra Asri Group participated in Indonesia Incorporated Day 2024, an event organized by the Indonesian Ministry of Foreign Affairs on Saturday, 27 January 2024. The Company was selected as one of the representatives of the private sector and had the opportunity to share its 'Go Global' strategy, which involves collaborating with State-Owned Enterprises to create value for businesses and stakeholders, including the country and the Indonesian diaspora abroad.



6 FEBRUARI | 6 FEBRUARY

Chandra Asri Group Dukung PLTP melalui Asrene®SP4808

Chandra Asri Group mendukung target bauran energi baru terbarukan (EBT) nasional melalui kolaborasi penyediaan bahan baku infrastruktur dalam proyek Pembangkit Listrik Tenaga Panas Bumi (PLTP). Perseroan menyediakan material Asrene®SP4808 dengan formulasi khusus yang dapat diproduksi menjadi pipa High-Density Polyethylene (HDPE) kelas PE 100 untuk fasilitas lapangan panas bumi. Asrene®SP4808 juga merupakan resin lokal yang sudah memiliki sertifikasi SNI serta Tingkat Kandungan Dalam Negeri (TKDN) tertinggi di Indonesia.

Chandra Asri Group Supports Geothermal Power Plants through Asrene®SP4808

Chandra Asri Group is supporting the nation's renewable energy (EBT) target through a collaboration to supply infrastructure raw materials for Geothermal Power Plants (PLTP). The Company specifically provided Asrene®SP4808 material with a special formulation that can be used for High-Density Polyethylene (HDPE) pipes of PE 100 class for geothermal field facilities. Asrene®SP4808 is also a local resin that already has SNI certification and has the highest Domestic Content Level (TKDN) in Indonesia.



21 FEBRUARI | 21 FEBRUARY

National Lighthouse Industry 4.0

Chandra Asri Group meraih penghargaan National Lighthouse Industry 4.0 dari Kementerian Perindustrian Republik Indonesia. Penghargaan ini menegaskan posisi Perseroan sebagai *role model* dalam transformasi digital bagi pelaku industri di sektor serupa. Penghargaan diserahkan langsung oleh Menteri Perindustrian Agus Gumiwang Kartasasmita pada Rabu, 21 Februari 2024.

National Lighthouse Industry 4.0

Chandra Asri Group received the National Lighthouse Industry 4.0 award from the Ministry of Industry of the Republic of Indonesia. This award affirmed the Company's position as a role model in digital transformation for industry players in similar sectors. The award was presented directly by the Minister of Industry, Agus Gumiwang Kartasasmita on Wednesday, 21 February 2024.



23 FEBRUARI | 23 FEBRUARY

Dukung Mobilitas Penyandang Tuli melalui Sirkularitas Sampah Plastik

Chandra Asri Group bekerja sama dengan Kitaoneus.asia, organisasi advokasi disabilitas, menggelar penyuluhan bagi 50 pengemudi *online* tuli di Jakarta untuk memahami secara langsung konsep ekonomi sirkular sekaligus memfasilitasi mereka mendapatkan Surat Izin Mengemudi (SIM) gratis. Program ini juga merupakan bagian dari peringatan Hari Peduli Sampah Nasional 2024 pada 21 Februari 2024 dengan tema "Atasi Sampah Plastik dengan Cara Produktif".

Supporting Deaf Mobility through Plastic Waste Circularity

Chandra Asri Group worked together with Kitaoneus.asia (a disability advocacy organization) to provide counseling for 50 deaf online drivers in Jakarta aimed to help the participants better understanding the concept of a circular economy while also assisting them in obtaining a free Driver's License. This program was also part of a series event commemorating National Waste Awareness Day 2024 on 21 February 2024 with "Overcoming Plastic Waste in a Productive Way" as its theme.



7 MARET | 7 MARCH

Chandra Asri bersama Berbagai Mitra Rampungkan Target 100 km Aspal Plastik

Chandra Asri Group berhasil merampungkan pembangunan jalan aspal plastik sepanjang total lebih dari 100 km di Indonesia yang dikerjakan bersama berbagai pemangku kepentingan seperti pemerintah, pihak swasta, dan asosiasi. Tonggak penting ini dirayakan di Kabupaten Garut, di mana Chandra Asri Group bekerja sama dengan Yayasan Bakti Barito dan Pemerintah Kabupaten Garut untuk membangun 50,2 km aspal plastik yang merupakan penutup dari rangkaian aspal plastik keseluruhan. Aspal plastik sepanjang 50,2 km di Garut dibangun sejak 2022 hingga 2023 dan berhasil mengelola hingga 431,5 ton sampah plastik dari Tempat Pembuangan Akhir (TPA). Dengan demikian, hingga akhir tahun 2023, Chandra Asri Group bersama berbagai mitra telah menggelar 120,8 km jalan dengan campuran sampah plastik, melampaui target awal yang semula dicanangkan sepanjang 100 km.

Chandra Asri and Various Partners Complete 100 KM Plastic Asphalt Target

Chandra Asri Group successfully completed its construction of a total of more than 100 kilometers of plastic asphalt roads in Indonesia. It carried out this effort in collaboration with various stakeholders such as the government, the private sector, and several associations. This important milestone was celebrated in Garut Regency, where Chandra Asri Group collaborated with the Bakti Barito Foundation and the Garut Regency Government to build 50.2 kilometers of plastic asphalt. These 50.2 kilometers of plastic asphalt in Garut were built from 2022 to 2023 and enable the Company to manage up to 431.5 tons of plastic waste from a Final Disposal Site. By the end of 2023, Chandra Asri Group and various partners has successfully rolled out 120.8 km of roads with a mixture of plastic waste, exceeding its initial target of 100 kilometers.



12 MARET | 12 MARCH

Nilai B dari CDP untuk Chandra Asri Group

Chandra Asri Group telah meraih pengakuan dengan Nilai B dalam pengungkapan perubahan iklim oleh Carbon Disclosure Project (CDP). CDP merupakan organisasi nirlaba internasional yang memfasilitasi pengungkapan informasi dampak lingkungan perusahaan. Pemeringkatan CDP digunakan secara luas untuk mengarahkan pilihan investasi dan pengadaan menuju perekonomian yang menganut prinsip *carbon-neutral, sustainability*, dan *resilient economy*.

B Grade from CDP for Chandra Asri Group

Chandra Asri Group was awarded a 'B' grade in climate change disclosure by the Carbon Disclosure Project (CDP). CDP is an international non-profit organization that facilitates the disclosure of corporate environmental impact information. CDP ratings are widely used to guide investment and procurement decision towards a carbon-neutral, sustainable, and resilient economy.



13 MARET | 13 MARCH

Chandra Asri Group Selesaikan Penawaran Obligasi Rp1,5 Triliun

Chandra Asri Group menerbitkan obligasi rupiah pertamanya pada tahun 2024 dan tercatat kembali *oversubscription*. Perseroan menawarkan kupon berdenominasi rupiah hingga 7,95% untuk seri A yang berjangka 3 tahun senilai Rp542,38 miliar, 8,25% untuk seri B selama 5 tahun senilai Rp416,80 miliar, dan 8,75% untuk seri C selama 7 tahun senilai Rp540,82 miliar. Transaksi ini menandai kesuksesan berkelanjutan Chandra Asri Group dalam memasuki pasar pendapatan tetap domestik, sebagai bagian dari Program Penawaran Umum Berkelanjutan IV Obligasi Perseroan yang disetujui oleh Otoritas Jasa Keuangan (OJK), dengan target pendanaan sebesar Rp8 triliun selama tahun 2022 hingga 2024.

Chandra Asri Group Completes Rp1.5 Trillion Bond Offering

Chandra Asri Group issued its first rupiah bond in 2024 and once again experiencing oversubscription. The Company offered rupiah-denominated coupons of up to 7.95% for its 3-year series A valued of Rp542.38 billion, up to 8.25% for its 5-year series B worth Rp416.80 billion, and up to 8.75% for its 7-year series C worth Rp540.82 billion. This transaction marked Chandra Asri Group's continued success in entering the domestic fixed income market, as part of the Company's Sustainable Public Offering Program IV Bonds approved by the Financial Services Authority (OJK), with a funding target of Rp 8 trillion from 2022 to 2024.



20 MARET | 20 MARCH

Chandra Asri Menandatangani Perjanjian *Offtake* Garam dengan BCI Minerals

Chandra Asri Group dan BCI Minerals Limited (BCI) menandatangani Perjanjian *Offtake*. Perjanjian *Offtake* dengan BCI ini dilakukan untuk membeli pasokan garam dari Proyek Mardie Salt BCI selama 3 (tiga) tahun, dengan Chandra Asri Group memiliki hak untuk memperpanjang masa berlaku selama 3 tahun berikutnya dengan syarat tertentu. Melalui kesepakatan itu, Perseroan akan menggunakan garam yang diproduksi di Proyek Mardie untuk pabrik Chlor-Alkali skala global yang saat ini sedang dikembangkan di Indonesia.

Chandra Asri Signs Salt Offtake Agreement with BCI Minerals

Chandra Asri Group and BCI Minerals Limited (BCI) have signed an Offtake Agreement to purchase salt supplies from BCI's Mardie Salt Project for a period of three years, with Chandra Asri Group having the right to extend the term for the next 3 years under specific conditions. Through this agreement, the salt supplied from the Mardie Project will be used by the Company for a global-scale Chlor-Alkali plant currently being developed in Indonesia.



21 MARET | 21 MARCH

Chandra Asri Group Kelola 1,7 Ton Sampah Kresek dari Hasil Lomba DLH Cilegon

Chandra Asri Group mendukung kegiatan Lomba Pengumpulan Sampah Plastik Kresek Terberat untuk pelajar tingkat SD, SMP, SMA, masyarakat, dan bank sampah yang diselenggarakan oleh Dinas Lingkungan Hidup Kota Cilegon, Banten dalam rangka memperingati Hari Peduli Sampah Nasional pada Rabu, 21 Februari 2024. Sebanyak 1,7 ton sampah yang targetnya terkumpul akan dikelola oleh Chandra Asri Group menjadi campuran Aspal Plastik dan BBM Plas untuk masyarakat. Sampah plastik kresek yang berhasil terkumpul oleh Chandra Asri Group akan dijadikan bahan baku campuran aspal plastik yang akan digelar oleh Pemkot Cilegon di Jalan TPSA Bagendung. Sementara sisanya akan diolah menggunakan teknologi pirolisis di fasilitas pengelolaan sampah yaitu Industri Pengelolaan Sampah Terpadu-Atasi Sampah, Kelola Mandiri (IPST ASARI).

Chandra Asri Group Manages 1.7 Tons of Plastic Bag Waste from the Results of a Cilegon Environmental Agency Competition

Chandra Asri Group supported the Heaviest Plastic Bag Waste Collection Competition for elementary, junior high, and high school students, the community, and waste banks organized by the Cilegon City Environmental Agency, Banten. This activity was held to commemorate National Waste Awareness Day on Wednesday, 21 February 2024. A total of 1.7 tons of plastic bag waste that was targeted for collection was managed and converted by Chandra Asri Group into a mixture of Plastic Asphalt and Plastic Fuel for the community. The plastic bag waste that was successfully collected by Chandra Asri Group will be used as raw materials for the plastic asphalt mixture that will be initiated by the Cilegon City Government Cilegon City Government on Jl. TPSA Bagendung. The rest of the waste will be processed using pyrolysis technology at a waste management facility, specifically, the Integrated Waste Management Industry - Managing Waste Independently (IPST ASARI).



4 April | 4 April

Chandra Asri Group dan Perum Jasa Tirta II Dukung Kebutuhan EBT di Pabrik CA-EDC

Chandra Asri Group menandatangani nota kesepahaman dengan Perum Jasa Tirta II (PJT II) untuk melaksanakan studi kelayakan potensi energi hijau melalui pengembangan Pembangkit Listrik Tenaga Surya (PLTS) dan Pembangkit Listrik Tenaga Air (PLTA). Penelitian ini untuk mendorong implementasi energi baru terbarukan serta mendukung target Indonesia untuk mencapai nol emisi bersih tahun 2060. Energi dari fasilitas tersebut nantinya akan disalurkan salah satunya ke Pabrik Chlor-Alkali dan Ethylene Dichloride (CA-EDC) berskala dunia yang saat ini sedang dikembangkan oleh Chandra Asri Group dan memiliki kebutuhan kapasitas listrik total sebesar 340 MW.

Chandra Asri Group and Perum Jasa Tirta II Support Renewable Energy Needs at CA-EDC Plant

Chandra Asri Group signed a memorandum of understanding with Perum Jasa Tirta II (PJT II) to conduct a feasibility study on green energy potential through the development of Solar Power Plants (PLTS) and Hydroelectric Power Plants (PLTA). This study is intended to promote the implementation of new renewable energy and support Indonesia's target of achieving net zero emissions by 2060. Energy generated from these facilities will be distributed to locations such as the world-scale Chlor-Alkali and Ethylene Dichloride (CA-EDC) Plant, which is currently being developed by Chandra Asri Group and requires a total electricity capacity of 340 MW.



2 MEI | 2 MAY

Global CSR & ESG Summit and Awards 2024

Chandra Asri Group sukses meraih tiga penghargaan pada The 16th Annual GLOBAL CSR & ESG SUMMIT AND AWARDS 2024™ yang diselenggarakan oleh The Pinnacle Group International di Hanoi, Vietnam pada 25 April 2024. Tiga kategori penghargaan yang diraih Chandra Asri Group, yaitu Best CSR & ESG Leadership Award - Kategori Platinum; Best Community Programme Award - Kategori Gold; dan Best Environmental Excellence Award - Kategori Silver.

Global CSR & ESG Summit and Awards 2024

Chandra Asri Group successfully won three awards at The 16th Annual GLOBAL CSR & ESG SUMMIT AND AWARDS 2024™ organized by The Pinnacle Group International in Hanoi, Vietnam on 25 April 2024. The awards received by Chandra Asri Group were Chandra Asri Group were: Best CSR & ESG Leadership Award - Platinum Category; Best Community Programme Award - Gold Category; and Best Environmental Excellence Award - Silver Category.



3 MEI | 3 MAY

Implementasi Jalan Aspal Plastik di Area TPSA Bagendung

Chandra Asri Group bersama Pemerintah Kota Cilegon serta Dinas Lingkungan Hidup Kota Cilegon, mengimplementasikan Jalan Aspal Plastik sepanjang 146 meter di area Tempat Pembuangan Sampah Akhir (TPSA) Bagendung. Inisiatif ini berhasil mengelola 280.000 lembar sampah kantong plastik kresek yang dikumpulkan pada ajang "Hari Peduli Sampah Nasional 2024 Kota Cilegon".

Plastic Asphalt Road Implementation in Bagendung TPSA Area

Chandra Asri Group together with the Cilegon City Government and the Cilegon City Environmental Service, implemented a 146-meter Plastic Asphalt Road in the Bagendung Final Waste Disposal Site (TPSA) area. This initiative successfully managed 280,000 pieces of plastic bag waste collected during the "National Waste Care Day 2024 Cilegon City" event.



8 MEI | 8 MAY

Chandra Asri Group dan Glencore akan Akuisisi Aset Shell Energy and Chemical Park

Chandra Asri Group dan Glencore plc (Glencore), salah satu perusahaan sumber daya alam terkemuka di dunia, telah menandatangani Perjanjian Jual Beli dengan Shell Singapore Pte. Ltd (SSPL) untuk mengakuisisi seluruh kepemilikannya di Shell Energy and Chemicals Park Singapore (SECP). Setelah melalui proses lelang yang kompetitif, CAPGC Pte. Ltd. (CAPGC), perusahaan patungan yang mayoritas dimiliki dan dioperasikan oleh Chandra Asri Group dan minoritas oleh Glencore melalui anak perusahaannya masing-masing, sepakat untuk mengakuisisi SECP yang terdiri dari kilang minyak mentah dengan kapasitas pemrosesan sebesar 237.000 barel per hari, Ethylene Cracker berkapasitas 1,1 juta metrik ton per tahun di Pulau Bukom, dan aset kimia hilir di Pulau Jurong.

Chandra Asri Group and Glencore to Acquire Shell Energy and Chemical Park Assets

Chandra Asri Group and Glencore plc (Glencore), one of the world's leading natural resources companies, have signed a Sale and Purchase Agreement with Shell Singapore Pte. Ltd (SSPL) to acquire its entire interest in Shell Energy and Chemicals Park Singapore (SECP). Following a competitive bidding process, CAPGC Pte. Ltd. (CAPGC), a joint venture majority owned and operated by Chandra Asri Group and minority owned by Glencore through their respective subsidiaries, has agreed to acquire SECP, which consists of a crude oil refinery with a processing capacity of 237,000 barrels per day, an Ethylene Cracker with a capacity of 1.1 million metric tons per annum in Pulau Bukom, and downstream chemical assets in Pulau Jurong.



8 MEI | 8 MAY

Rapat Umum Pemegang Saham Tahunan 2024

Pada Rabu, 8 Mei 2024 Chandra Asri Group menyelenggarakan Rapat Umum Pemegang Saham Tahunan (RUPST) tahun buku 2023 di Jakarta. Terdapat 9 (sembilan) agenda yang dibahas, antara lain mengenai pembagian dividen, pengembangan bisnis, dan perubahan susunan pengurus Perseroan. Rapat menyetujui pembagian dividen tunai dengan menggunakan bagian dana dari laba ditahan 2021. Rapat juga membahas studi kelayakan atas rencana penambahan kegiatan usaha pembuatan *Bag Film Roll* serta pemisahan unit kepelabuhanan laut, dermaga, dan fasilitas penyimpanan kepada anak perusahaan yang 99,99% sahamnya dimiliki oleh Perseroan, yakni PT Chandra Pelabuhan Nusantara (CPN).

Annual General Meeting of Shareholders 2024

On Wednesday, 8 May 2024, Chandra Asri Group held its Annual General Meeting of Shareholders (AGM) for the financial year 2023 in Jakarta. There were 9 (nine) agenda items discussed, including dividend distribution, business development, and changes to the Company's management. The meeting approved the distribution of cash dividends using part of its funds from 2021 retained earnings. The meeting also discussed a feasibility study on the plan to add Bag Film Roll manufacturing business activities and the separation of ports, jetty, and storage facilities into a subsidiary (99.99% of whose shares are owned by the Company), specifically, PT Chandra Pelabuhan Nusantara (CPN).



15 MEI | 15 MAY

Pabrik Petrokimia Chandra Asri Group Jalani Pemeliharaan Terjadwal

Chandra Asri Group melaksanakan Turnaround Maintenance (TAM) atau pemeliharaan fasilitas terjadwal untuk pabrik petrokimia yang berlokasi di Ciwandan, Kota Cilegon, Banten. Proses pemeliharaan ini dimulai pada 7 Mei 2024 dan mencakup proses integrasi fasilitas baru dengan fasilitas yang sudah ada untuk mendukung rencana Perseroan dalam ekspansi dan pengembangan bisnis ke depan yang kehadirannya akan memperkuat kemandirian industri dalam negeri. Selain itu, beberapa inisiatif terkait dengan keberlanjutan juga akan diimplementasikan dalam TAM kali ini, salah satunya dalam pemanfaatan energi baru terbarukan melalui pemasangan solar *rooftop* fase ketiga.

Chandra Asri Group Petrochemical Plant Undergoes Scheduled Maintenance

Chandra Asri Group carried out Turnaround Maintenance (TAM) or scheduled facility maintenance for its petrochemical plant located in Ciwandan, Cilegon City, Banten. This maintenance began on 7 May 2024 and was estimated to last around 55 days. This activity included the process of integrating new facilities with existing ones to support the Company's plans for future business expansion and development, which is expected to strengthen the independence of the domestic industry. In addition, several initiatives related to sustainability were also implemented during this TAM activity, one of which was in the utilization of new renewable energy through the installation of the third phase of solar rooftops.



16 MEI | 16 MAY

Chandra Asri Group (TPIA) Masuk dalam MSCI Global Standard Indexes
Saham Chandra Asri Group masuk dalam Indeks Standar Global Morgan Stanley Capital International (MSCI) untuk *Emerging Markets*, berdasarkan publikasi triwulanan yang diterbitkan di London pada tanggal 14 Mei 2024. Masuknya Chandra Asri Group efektif pada penutupan pasar pada 31 Mei 2024. Capaian ini mencerminkan kinerja Chandra Asri Group yang konsisten serta kapitalisasi pasar dan likuiditas yang kuat, selaras dengan kriteria inklusi MSCI yang ketat.

Chandra Asri Group (TPIA) Included in MSCI Global Standard Indexes
Chandra Asri Group's shares have been included in Morgan Stanley Capital International (MSCI) Global Standard Index for Emerging Markets, based on a quarterly publication published in London on 14 May 2024. Chandra Asri Group's inclusion was effective at market close on 31 May 2024. This achievement reflects Chandra Asri Group's consistent performance as well as strong market capitalization and liquidity, in line with MSCI's stringent inclusion criteria.



2 JUNI | 2 JUNE

Aksi Asri Operasi Semut ke-5 Hadir di Kota Tua
Chandra Asri Group kembali menyelenggarakan Aksi Asri Operasi Semut di Kota Tua Jakarta, sebuah destinasi wisata sejarah yang ikonik di Jakarta. Aksi Asri Operasi Semut Vol. 5 ini diikuti oleh 33 relawan yang terdiri dari masyarakat umum dan karyawan Chandra Asri Group. Pada giat ke-5 ini, terkumpul 24 kg sampah yang terdiri atas 4 kg sampah organik, 12,5 kg sampah plastik, 3,5 kg sampah kertas, dan 4 kg sampah lainnya. Sampah yang terkumpul kemudian diserahkan ke fasilitas pengelola sampah yang dinaungi oleh Unit Pengelola Kawasan (UPK) Kota Tua untuk dikelola lebih lanjut.

5th Asri Action "Operasi Semut" in Kota Tua
Chandra Asri Group once again held an "Ant Operation" in Kota Tua Jakarta, an iconic historical tourist destination in Jakarta. This operation (the fifth of its kind) was attended by 33 volunteers consisting of general public members and Chandra Asri Group employees. During this activity, 24 kilograms of waste were collected consisting of 4 kilograms of organic waste, 12.5 kilograms of plastic waste, 3.5 kilograms of paper waste, and 4 kilograms of other waste. The collected waste was then handed over to a waste management facility under the auspices of the Kota Tua Area Management Unit (UPK) for further processing.



11 JUNI | 11 JUNE

Chandra Asri Group Bangun *Showcase* Nasional Aspal Plastik di Bali
Chandra Asri Group berkolaborasi dengan ASEAN Center of Excellence on Smart City (ASECH) dan Jimbaran Hijau meresmikan Showcase Nasional Jalan Aspal Plastik di Kawasan Jimbaran Hijau pada Selasa, 11 Juni 2024. Showcase Nasional Aspal Plastik ini merupakan Pusat Pembelajaran (*Learning Center*) bagi pengembangan Aspal Plastik yang diharapkan dapat memberikan inspirasi agar diaplikasikan lebih luas di berbagai wilayah di Indonesia.

Chandra Asri Group Builds National Plastic Asphalt Showcase in Bali
Chandra Asri Group in collaboration with the ASEAN Center of Excellence on Smart City (ASECH) and Jimbaran Hijau inaugurated the National Plastic Asphalt Road Showcase in the Jimbaran Hijau Area on Tuesday, 11 June 2024. This National Plastic Asphalt Showcase serves as a learning center for the development of Plastic Asphalt. It is expected to inspire broader applications across various regions in Indonesia of plastic asphalt in various regions in Indonesia.



25 JUNI | 25 JUNE

Chandra Asri Group Operasikan Pabrik Bag Film Roll untuk Heavy Duty Sacks
Chandra Asri Group mengoperasikan Pabrik *Bag Film Roll* (BFR) yang mengutilisasi produk Polyethylene dari Perseroan untuk memproduksi *Heavy Duty Sacks*. Produksi BFR juga tengah dalam pengujian pemanfaatan material *recycle* sebesar 30% yang memanfaatkan karung bekas konsumen atau *Post Consumer Recycled* (PCR). Keberadaan Pabrik BFR diharapkan dapat meningkatkan efektivitas *supply chain* di internal Perseroan serta melayani kebutuhan pelanggan lebih baik lagi. Dalam 1 (satu) tahun terakhir, Pabrik BFR telah memproduksi kemasan untuk produk-produk resin Chandra Asri Group yaitu Asrene® dan Trilene®.

Chandra Asri Group Operates Bag Film Roll Factory for Heavy Duty Sacks
Chandra Asri Group operates a Bag Film Roll (BFR) Factory that utilized the Company's Polyethylene products to produce Heavy Duty Sacks. The BFR Factory's production also tested the incorporation of 30% recycled material, using consumer sacks or Post Consumer Recycled (PCR) materials. The existence of this BFR Factory is expected to enhance the effectiveness of the Company's internal supply chain and serve customer needs even better. Over the past year, the BFR Factory has produced packaging for Chandra Asri Group's resin products, specifically, Asrene® and Trilene®.



19 JULI | 19 JULY

Chandra Pelabuhan Nusantara Operasikan Layanan Kepelabuhan dan Penyimpanan
Chandra Asri Group saat ini tengah mengoperasikan solusi terintegrasi berupa pelayanan kepelabuhan laut (jasa bongkar muat dan jasa tambat) dan penyimpanan curah cair (penyewaan tangki) bagi berbagai industri di Cilegon dan sekitarnya melalui anak usahanya, yakni PT Chandra Pelabuhan Nusantara (CPN). CPN mengoperasikan 3 (tiga) dermaga strategis di Selat Sunda dengan total kapasitas 96.000 DWT untuk berbagai produk dan fasilitas tangki sebesar 518.000 kubik meter untuk Naphtha, Ethylene, Propylene, Pyrolysis Gasoline (Pygas), dan lainnya.

Chandra Pelabuhan Nusantara Operates Port and Storage Services
Chandra Asri Group currently operates an integrated solution in the form of seaport services (loading and unloading as well as mooring services) and liquid bulk storage (tank rentals) for various industries in Cilegon and its surroundings through its subsidiary, PT Chandra Pelabuhan Nusantara (CPN). CPN operates 3 (three) strategic docks in the Sunda Strait with a total capacity of 96,000 DWT for various products and tank facilities with a combined capacity of 518,000 cubic meters Naphtha, Ethylene, Propylene, Pyrolysis Gasoline (Pygas), and others.



25 JULI | 25 JULY

Chandra Asri Group Raih Sertifikat *Green Building* EDGE *Advanced*
Gedung Admin *Building* OPE di Pabrik Ciwandan, Cilegon berhasil meraih Sertifikat *Green Building* EDGE *(Excellence in Design for Greater Efficiencies) Advanced* dari Green Building Council Indonesia. Pada sertifikasi *Green Building* EDGE, 3 (tiga) aspek utama yang dinilai meliputi: efisiensi energi, efisiensi air dan *embodied carbon* pada material, yang berfokus pada praktik-praktik keberlanjutan secara konsisten yang terefleksi pada operasional harian gedung yang optimal dengan memanfaatkan energi terbarukan dan pemilihan material minim dampak lingkungan.

Chandra Asri Group Achieves 'Green Building EDGE Advanced' Certificate
The OPE Admin Building at the Ciwandan Plant, Cilegon has successfully obtained a Green Building EDGE (Excellence in Design for Greater Efficiencies) Advanced Certificate from the Green Building Council Indonesia. In this Green Building EDGE certification process, 3 (three) main aspects assessed included: energy efficiency, water efficiency and embodied carbon in materials. The certification process focused on consistent sustainability practices that were reflected in the building's optimized daily operations of the building by utilizing renewable energy and selecting materials with minimal environmental impact.



29 JULI | 29 JULY

Chandra Asri Group Raih Pinjaman Sindikasi Berkelanjutan

Chandra Asri Group menggunakan opsi *Greenshoe* dalam fasilitas pinjaman sindikasi berjangka terkait keberlanjutan ("Fasilitas") setara US$600 juta, yang ditandatangani pada Mei 2024, dengan meningkatkan Fasilitas tersebut menjadi setara dengan US$800 juta setelah mendapat respons positif dan permintaan tinggi atas Fasilitas tersebut dari pasar perbankan. Fasilitas ini disediakan oleh sejumlah mitra perbankan dari berbagai negara, termasuk Indonesia, Singapura, dan Thailand.

Chandra Asri Group Obtains Sustainable Syndicated Loan

Chandra Asri Group exercised the Greenshoe option in a US$600 million sustainability-related syndicated term loan facility (hereinafter referred to as the "Facility") that it signed in May 2024, increasing the Facility to US$800 million after receiving a positive response and high demand for the Facility from the banking market. This Facility is provided by a consortium of banking partners from various countries, including Indonesia, Singapore, and Thailand.



30 JULI | 30 JULY

Perlindungan Keanekaragaman Hayati di Taman Kehati Asri

Performa Kehati Chandra Asri Group di tahun 2023, berdasarkan Data Status Keanekaragaman Flora ex-situ di Taman Kehati Asri tahun 2023, terdapat sejumlah 419 tanaman dengan 46 jenis tanaman dengan indeks keanekaragaman Hayati Flora sebesar 3,03, naik dibandingkan indeks di tahun 2021 yang sebesar 2,98. Ada pula Status Keanekaragaman Flora in-situ di Taman Kehati Kadubereum tahun 2023, dengan 3.009 tanaman dari 56 jenis dengan indeks keanekaragaman Hayati Flora sebesar 3,29.

Biodiversity Protection in Taman Kehati Asri

Chandra Asri Group's biodiversity performance in 2023 (based on Ex-situ Flora Diversity Status Data in Taman Kehati Asri in 2023) saw there being 419 plants with 46 types of plants, with a total Flora Biodiversity index of 3.03, an increase compared to its index of 2.98 in 2021. There was also the In-situ Flora Diversity Status in Taman Kehati Kadubereum in 2023, with 3,009 plants consisting of 56 types with a total Flora Biodiversity index of 3.29.



8 AGUSTUS | 8 AUGUST

Katadata ESG Awards 2024

Chandra Asri Group meraih Katadata ESG Awards pada 8 Agustus 2024 untuk sektor Bahan Kimia, berkat komitmen kuat Perusahaan dalam transparansi informasi terkait kinerja ESG *(Environmental, Social,* dan *Governance).* Salah satu dasar penilaian penghargaan ini adalah informasi pada laporan keberlanjutan (*sustainability report*) yang lengkap dan rinci, yang mencakup berbagai sub-aspek penting seperti pelaporan biaya lingkungan hidup, penggunaan material ramah lingkungan, manajemen energi, pelestarian keanekaragaman hayati, serta pengelolaan emisi, limbah, dan efluen. Melalui penghargaan ini, Chandra Asri Group dianggap telah mencapai kinerja ESG yang baik, menunjukkan komitmennya dalam menciptakan bisnis yang berkelanjutan dan bertanggung jawab.

Katadata ESG Awards 2024

Chandra Asri Group received the Katadata ESG Award on 8 August 2024 in the Chemicals sector. It received this award thanks to the Company's strong commitment to transparency of information in reporting its ESG performance (Environmental, Social, and Governance) performance. A key factor in the assessment for this award was the inclusion of complete and detailed information in the Company's sustainability report, which covers various important sub-aspects such as environmental cost reporting, use of environmentally friendly materials, energy management, biodiversity conservation, and management of emissions, waste, and effluents. With this award, Chandra Asri Group is recognized for its excellent ESG performance to have achieved good ESG performance, demonstrating its commitment to creating a sustainable and responsible business.



9 SEPTEMBER | 9 SEPTEMBER

Transplantasi dan Keberagaman Hayati di Perairan Utara Pulau Panjang, Serang, 2024

Dalam rangka melestarikan ekosistem terumbu karang, Chandra Asri Group bekerja sama dengan Kelompok Konservasi Alam Bawah Laut (KABL) Desa Sukarame telah melakukan rehabilitasi terumbu karang di perairan utara Pulau Panjang, Kabupaten Serang, Provinsi Banten. Melalui metode transplantasi karang buatan, sejak tahun 2020, sebanyak 1.270 bibit karang telah ditanam sebagai bagian dari upaya pemulihan ekosistem terumbu karang. Hasil monitoring biodiversitas pada 25 Februari 2024 menunjukkan bahwa substrat dasar perairan utara Pulau Panjang didominasi oleh karang hidup sebesar 60,5%, meningkat dari 51% dibandingkan hasil pemantauan pada 2021 dan 52,2% pada 2022.

Transplantation and Biodiversity in the Northern Waters of Panjang Island, Serang, 2024

In order to preserve the nation's coral reef ecosystem, Chandra Asri Group collaborated with Sukarame Village Underwater Nature Conservation Group (KABL) to carry out coral reef rehabilitation in the northern waters of Panjang Island, Serang Regency, Banten Province. Using an artificial method coral transplantation method, a total of 1,270 coral seedlings have been planted since 2020 as part of efforts to restore the local coral reef ecosystem. Biodiversity monitoring results from February 25, 2024, showed the basic substrate of the northern waters of Pulau Panjang was dominated by living coral. These corals made up 60.5% of substrate, an increase from 51% compared to monitoring results in 2021 and 52.2% in 2022.



27 SEPTEMBER | 27 SEPTEMBER

Chandra Asri Group Berbagi Strategi Dekarbonisasi

Pada 27 September 2024, Head of ESG & Sustainability Chandra Asri Andang Pungkase menjadi panelis dalam diskusi yang diselenggarakan oleh HSBC Indonesia dengan 28 Financial Talents dari Hong Kong Academy of Finance (AoF) yang mengikuti Financial Leaders Programme 2024. Diskusi tersebut mengangkat tema *Client Transition to Net Zero* dengan tujuan untuk berbagi wawasan serta pengetahuan mengenai perjalanan transisi sektor industri ke *net zero*. Dalam kesempatan ini, Chandra Asri Group berbagi mengenai perjalanan keberlanjutan Perseroan dan strategi dekarbonisasi yang sedang dilakukan.

Chandra Asri Group Shares Decarbonization Strategy

On 27 September 2024, Head of ESG & Sustainability Chandra Asri Andang Pungkase became a panelist in a discussion organized by HSBC Indonesia with 28 Financial Talents from the Hong Kong Academy of Finance (AoF), as part of the Company's participation in the Financial Leaders Program 2024. The discussion's theme was "Client Transition to Net Zero". This theme was chosen with the aim of sharing insights and knowledge regarding the journey of the industrial sector's transition to net zero. During the occasion, Chandra Asri Group shared information about the Company's sustainability journey and the decarbonization strategy it was carrying out.



10 OKTOBER | 10 OCTOBER

Penghargaan Subroto 2024

Chandra Asri Group meraih Penghargaan Subroto 2024 dalam Kelompok Kontribusi Pengurangan Emisi Bidang Efisiensi Energi - Kategori Manajemen Energi pada Industri dan Bangunan Gedung; Subkategori Manufaktur Besar pada Hari Jadi Pertambangan dan Energi ke-79 yang jatuh pada Kamis, 10 Oktober 2024. Chandra Asri Group terpilih atas komitmen dan dedikasi Perseroan dalam menerapkan manajemen energi yang efektif melalui langkah-langkah konservasi energi secara sistematis dan berkelanjutan. Penghargaan Subroto 2024 merupakan penghargaan tertinggi Kementerian ESDM kepada para pemangku kepentingan yang telah berperan dalam memajukan sektor energi dan sumber daya mineral dalam kurun waktu satu tahun terakhir.

Subroto Award 2024

Chandra Asri Group received a Subroto Award in the "Energy Efficiency Sector Emission Reduction Contribution Group - Energy Management Category in Industry and Buildings; Large Manufacturing Subcategory". It received this award on the 79th Anniversary of Mining and Energy, which fell on Thursday, 10 October 2024. Chandra Asri Group was selected for its commitment and dedication in implementing effective energy management through systematic and sustainable energy conservation measures. The Subroto Award is the highest award from the Ministry of Energy and Mineral Resources to stakeholders for stakeholders who have contributed to advancing the energy and mineral resources sector in the past year.



11 OKTOBER | 11 OCTOBER

CSI dan PIS Jajaki Peluang Kolaborasi Transportasi & Logistik Angkutan Laut Global

PT Chandra Shipping International (CSI), anak usaha dari PT Chandra Daya Investasi (CDI) yang bergerak di bidang pelayaran dan logistik, menandatangani *Memorandum of Understanding* (MoU) dengan PT Pertamina International Shipping (PIS) pada 4 Oktober 2024. Kerja sama ini bertujuan untuk melakukan studi kelayakan dalam mengidentifikasi peluang sinergi di sektor transportasi laut, produk kimia, dan bitumen. Melalui kemitraan strategis tersebut, kedua perusahaan berharap dapat memperluas jangkauan global dalam industri transportasi laut. Kolaborasi ini merupakan wujud nyata dari komitmen PT Chandra Shipping International (CSI) dalam menjadi mitra pertumbuhan industri melalui layanan laut yang andal dan inovatif.

CSI and PIS Explore Collaboration Opportunities in Global Maritime Transportation & Logistics

PT Chandra Shipping International (CSI), a subsidiary of PT Chandra Daya Investasi (CDI) engaged in shipping and logistics, signed a Memorandum of Understanding (MoU) with PT Pertamina International Shipping (PIS) on 4 October 2024. This collaboration was designed to conduct a feasibility study to identify synergy opportunities in the maritime transportation, chemical products and bitumen sectors. Through this strategic partnership, both companies hope to expand their global reach in the maritime transportation industry. This collaboration served as a concrete manifestation of PT Chandra Shipping International's (CSI) commitment to becoming a partner for industrial growth through reliable and innovative maritime services.



14 OKTOBER | 14 OCTOBER

Chandra Asri Group Raih Peningkatan ESG Rating dari MSCI dan Morningstar Sustainalytics

Chandra Asri Group berhasil meningkatkan peringkat ESG (*Environment, Social*, dan *Governance*) dari lembaga internasional MSCI dan Morningstar Sustainalytics secara signifikan. Peningkatan ini memperkuat posisi perusahaan dengan skor *rating* ESG MSCI di peringkat BBB, serta menunjukkan perbaikan pada ESG *Risk Rating* dari Morningstar Sustainalytics melalui penurunan skor risiko dari 16,6 menjadi 16,3. Pencapaian ini mencerminkan komitmen Chandra Asri Group terhadap keberlanjutan dan menempatkan perusahaan di kategori *top-rated* ESG secara global dalam industri kimia. Selain itu, hasil ini juga dapat membuka peluang yang lebih besar untuk mengakses pembiayaan berkelanjutan, termasuk Sustainability-Linked Loans (SLL).

Chandra Asri Group Achieves ESG Rating Increase from MSCI and Morningstar Sustainalytics

Chandra Asri Group successfully increased its ESG (Environment, Social, and Governance) rating from international institutions MSCI and Morningstar Sustainalytics. This ESG boost helped to strengthen the company's position with an MSCI ESG rating score of BBB. The Company also demonstrated an improvement in the ESG Risk Rating from Morningstar Sustainalytics through a decrease in risk score from 16.6 to 16.3. This achievement reflected Chandra Asri Group's commitment to sustainability and places the Company in the top-rated ESG category globally in the chemical industry. In addition, this result also helped to open up greater opportunities to access sustainable financing, including when it came to Sustainability-Linked Loans (SLL).



23 OKTOBER | 23 OCTOBER

RUPS Luar Biasa Chandra Asri Group

Chandra Asri Group telah mengadakan Rapat Umum Pemegang Saham Luar Biasa pada 23 Oktober 2024 di Jakarta, dengan agenda utama perubahan susunan pengurus perusahaan. Rapat ini menyetujui pengangkatan Suracha Udomsak sebagai Komisaris baru menggantikan Mongkol Hengrojanasophon, dan Jirathpol Sunsap sebagai Direktur baru menggantikan Prapote Stianpapong. Pengangkatan ini berlaku efektif sejak penutupan Rapat hingga Rapat Umum Pemegang Saham Tahunan pada 2027.

Chandra Asri Group Extraordinary General Meeting of Shareholders

Chandra Asri Group held an Extraordinary General Meeting of Shareholders on 23 October 2024 in Jakarta, with the main agenda item was the change in the composition of the Company management. This meeting approved the appointment of Suracha Udomsak as the new Commissioner replacing Mongkol Hengrojanasophon, and Jirathpol Sunsap as the new Director replacing Prapote Stianpapong. This appointment was effective from the closing of the Meeting until the Annual General Meeting of Shareholders in 2027.



28 OKTOBER | 28 OCTOBER

Chandra Asri Group Dukung Transisi Energi dengan Investasi Biofuel Berbasis Minyak Jelantah

Chandra Asri Group berinvestasi pada unit pengumpulan *used cooking oil* ("UCO") atau minyak jelantah milik Biofront di Indonesia, TUKR (tukr.co.id). TUKR menangani seluruh proses, mulai dari pengumpulan minyak jelantah, penyimpanan, pemrosesan menjadi bahan bakar ramah lingkungan, dan pengiriman akhir. Biofront adalah salah satu pengumpul bahan baku berbasis limbah terbesar di dunia, termasuk minyak jelantah, dengan operasi di 8 (delapan) negara. Minyak jelantah yang dikumpulkan dari limbah produksi makanan yang dihasilkan oleh restoran, hotel, mal, dan berbagai tempat lainnya dikirim ke *bio-refinery* untuk menghasilkan bahan bakar ramah lingkungan, termasuk *Sustainable Aviation Fuel* (SAF).

Chandra Asri Group Supports Energy Transition with Investment in Used Cooking Oil-Based Biofuel

Chandra Asri Group has invested in Biofront's used cooking oil ("UCO") collection unit in Indonesia, TUKR (tukr.co.id). TUKR is responsible for managing the entire process, from collecting used cooking oil, storing it, processing it into environmentally friendly fuel, and final delivery. Biofront is one of the world's largest collectors of waste-based raw materials, including used cooking oil, with operations in 8 (eight) countries. Used cooking oil collected from food production waste generated by restaurants, hotels, malls, and various other places is sent to the bio-refinery to produce environmentally friendly fuels, including Sustainable Aviation Fuel (SAF).



29 OKTOBER | 29 OCTOBER

Penghargaan di Banten Investment Forum 2024

Chandra Asri Group meraih penghargaan sebagai Penanaman Modal Dalam Negeri (PMDN) Nilai Investasi Besar Terbaik I pada Banten Investment Forum 2024, yang diadakan oleh Pemerintah Provinsi Banten dan Kantor Perwakilan Bank Indonesia Provinsi Banten. Penghargaan ini diberikan sebagai bentuk apresiasi atas komitmen perusahaan dalam merealisasikan investasi yang berdampak positif bagi perekonomian Banten dan nasional, menciptakan peluang kerja, serta memperkuat iklim bisnis di wilayah tersebut. Forum yang bertemakan *"Investment to Enhance Inclusive and Sustainable Economic Growth"* tersebut diharapkan dapat membuka peluang investasi baru di Banten.

2024 Banten Investment Forum Awards

Chandra Asri Group received an award for "Best Domestic Investment (PMDN) with Large Investment Value I" at the 2024 Banten Investment Forum, held by the Banten Provincial Government and Bank Indonesia's Banten Province Representative Office. This award was bestowed as a form of appreciation for the Company's commitment to realizing investments that have a positive impact on the Banten and national economy, creating job opportunities, and strengthening the business climate in the region. The forum, themed "Investment to Enhance Inclusive and Sustainable Economic Growth", was designed to open up new investment opportunities in Banten.



5 NOVEMBER | 5 NOVEMBER

KCE Resmikan Kampanye Energi Bersih

PT Krakatau Chandra Energi (KCE), bagian dari Chandra Asri Group, meluncurkan kampanye *"Energizing Growth with Renewable Energy"* untuk mendukung transisi energi bersih di Indonesia, dengan menyediakan Pembangkit Listrik Tenaga Surya (PLTS) yang ditujukan bagi sektor industri dan perumahan. Kampanye ini bertujuan mempercepat adopsi Energi Baru Terbarukan (EBT) di sektor industri dan perumahan guna berkontribusi pada pencapaian target Net Zero Emissions (NZE) 2060. Saat ini, KCE telah memiliki PLTS yang tersebar di Kawasan Industri Krakatau dengan kapasitas total 2.067 MWp, yang terdiri dari berbagai jenis PLTS, yaitu *ground-mounted, rooftop*, dan *floating*.

KCE Launches Clean Energy Campaign

PT Krakatau Chandra Energi (KCE), part of the Chandra Asri Group, launched an "Energizing Growth with Renewable Energy" campaign to support Indonesia's clean energy transition process. It did this by providing Solar Power Plants (PLTS) aimed at the industrial and residential sectors. This campaign was designed to accelerate the adoption of New and Renewable Energy (EBT) in the industrial and residential sectors to contribute to the nation's 2060 Net Zero Emissions (NZE) target. Currently, KCE has PLTS spread across the Krakatau Industrial Estate with a total capacity of 2,067 MWp, consisting of various types of PLTS, specifically, ground-mounted, rooftop, and floating.



13 NOVEMBER | 13 NOVEMBER

Chandra Asri Group Akuisisi Armada Kapal

Chandra Asri Group melalui anak usahanya, PT Chandra Daya Investasi (CDI), memperluas portofolio bisnis dengan mengakuisisi dan mengoperasikan 4 (empat) kapal untuk mengangkut minyak, bahan kimia, dan gas bumi. Langkah ini merupakan bagian dari upaya Perseroan memperkuat keandalan pasokan bahan baku melalui rantai pasok maritim yang lebih efisien dan berkelanjutan. Armada kapal tersebut akan dioperasikan oleh anak perusahaan CDI di bidang logistik, yaitu PT Chandra Shipping International (CSI) dan PT Marina Indah Maritim (MIM), guna mendukung kebutuhan operasional internal serta membuka peluang bisnis logistik baru di sektor transportasi dan penyimpanan.

Chandra Asri Group Acquires Fleet of Ships

Chandra Asri Group, through its PT Chandra Daya Investasi (CDI) subsidiary, expanded its business portfolio by acquiring and operating 4 (four) ships to transport oil, chemicals, and natural gas. This step was part of the Company's efforts to strengthen the reliability of raw material supplies through a more efficient and sustainable maritime supply chain. The fleet of ships will be operated by CDI's subsidiaries in the logistics sector, specifically, PT Chandra Shipping International (CSI) and PT Marina Indah Maritim (MIM). This effort was designed to support internal operational needs and open up new logistics business opportunities in the transportation and storage sectors.



21 NOVEMBER | 21 NOVEMBER

PT Krakatau Chandra Energi (KCE) resmi menyelesaikan proses peningkatan saham atas kepemilikan PT Krakatau Sarana Energi (KSE)

Peningkatan saham ini merupakan upaya KCE memperkuat komitmen di sektor energi terintegrasi yang selama ini telah dijalankan oleh KSE. KSE sendiri merupakan perusahaan yang bergerak di bidang Perdagangan Besar dan Eceran antara lain untuk Bahan Bakar Minyak (BBM), penyediaan dan penyewaan mobil *Electric Vehicle* (EV) yang spesifik pada kendaraan jenis angkut bus, dan ekosistem EV. Perusahaan yang berkantor pusat di Cilegon ini juga mendukung pengembangan ekosistem EV di Cilegon dan Jakarta dengan pembangunan Stasiun Pengisian Kendaraan Listrik Umum (SPKLU). Peningkatan saham tersebut menempatkan KCE sebagai pemilik 99,9% saham KSE.

PT Krakatau Chandra Energi (KCE) has officially completed its process of raising its total PT Krakatau Sarana Energi (KSE) ownership shares

This share increase effort by KCE served to strengthen its commitment within KSE's integrated energy sector. KSE itself is a company engaged in Wholesale and Retail Trading, including for fuel oil (BBM), for the provision and rental of electric vehicles (EV) specifically for bus transport vehicles and for the EV ecosystem. The company, headquartered in Cilegon, also works to support the development of Cilegon and Jakarta's EV ecosystem through its construction of Public Electric Vehicle Charging Stations (SPKLU). This share increase places KCE as the owner of 99.9% of KSE shares.



25 NOVEMBER | 25 NOVEMBER

Penghargaan PERHUMAS PR Excellence Awards 2024

Chandra Asri Group berhasil meraih penghargaan PERHUMAS PR Excellence Awards 2024 (PREA) dengan predikat juara 1 kategori Corporate PR Program Environmental, Social, and Governance (ESG) & Diversity, Equity, and Inclusion (DEI) atas kampanye keberlanjutan "Indonesia Asri". Penghargaan ini diberikan oleh Perhimpunan Hubungan Masyarakat Indonesia (PERHUMAS) pada acara puncak yang berlangsung di Nusa Dua, Bali, sebagai bagian dari rangkaian kegiatan World Public Relations Forum (WPRF) 2024.

PERHUMAS PR Excellence Awards 2024

Chandra Asri Group won a PERHUMAS PR Excellence Awards 2024 (PREA) with a 1st place title in the Corporate PR Program Environmental, Social, and Governance (ESG) & Diversity, Equity, and Inclusion (DEI) category for its "Indonesia Asri" sustainability campaign. This award was given by the Indonesian Public Relations Association (PERHUMAS) at the event held in Nusa Dua, Bali, as part of a series of activities for the World Public Relations Forum (WPRF) 2024.



26 NOVEMBER | 26 NOVEMBER

Chandra Asri Group Kembali Ditetapkan sebagai Objek Vital Nasional Bidang Industri

Chandra Asri Group kembali meraih status Objek Vital Nasional Bidang Industri (OVNI) untuk Pabrik Petrokimia di Site Office Ciwandan, Cilegon, Banten, berdasarkan Keputusan Menteri Perindustrian RI Nomor 3023 Tahun 2024. Dengan area kawasan pabrik seluas 115,35 hektar, fasilitas ini mencakup mencakup fasilitas teknologi tinggi untuk produksi Olefin, Polyolefin, serta produk petrokimia domestik lainnya seperti Butadiene, MTBE, dan Butene. Penetapan ini menegaskan peran strategis perusahaan dalam mendukung ketahanan industri nasional dan pengurangan impor produk petrokimia, sekaligus memperkuat komitmen Chandra Asri Group terhadap operasi yang aman dan berkelanjutan.

Chandra Asri Group Again Designated as a National Vital Object in the Industrial Sector

Chandra Asri Group has once again achieved the status of a National Vital Object in the Industrial Sector (OVNI) for its Petrochemical Plant at the Ciwandan Site Office, Cilegon, Banten. It achieved this status based on the Decree of the Minister of Industry of the Republic of Indonesia No. 3023 of 2024. With a plant area of 115.35 hectares, this facility includes high-tech facilities for the production of Olefins, Polyolefins, and other domestic petrochemical products, such as Butadiene, MTBE, and Butene. This status achievement reaffirmed the Company's strategic role in supporting national industrial resilience and reducing imports of petrochemical products, while strengthening Chandra Asri Group's commitment to safe and sustainable operations.



28 NOVEMBER | 28 NOVEMBER

Circle of Beauty 3.0

Chandra Asri Group kembali mengadakan kegiatan *"Circle of Beauty 3.0"* sebagai bagian dari kampanye Indonesia Asri, dengan tema *Self-Care Starts with Waste Care.* Kegiatan ini bertujuan meningkatkan kesadaran generasi muda terhadap pentingnya pengelolaan sampah produk perawatan diri. Bekerja sama dengan Rumah Atsiri, kegiatan ini menghadirkan edukasi seputar daur ulang kemasan produk kecantikan sekaligus mengintegrasikan prinsip keberlanjutan dalam praktik sehari-hari. Circle of Beauty diharapkan menjadi ruang bagi peserta untuk belajar memilah sampah sembari mendalami keterampilan kecantikan.

Circle of Beauty 3.0

Chandra Asri Group once again held its "Circle of Beauty 3.0" activity as part of its Indonesia Asri campaign. Its theme was "Self-Care Starts with Waste Care". This activity was designed to increase awareness within the younger generation regarding the importance of managing waste for personal care products. This activity (held in collaboration with Rumah Atsiri) presented educational information about recycling beauty product packaging while providing listeners with lessons on integrating sustainability principles into daily practices. Circle of Beauty is expected to be a space for participants to learn to sort waste while deepening their beauty skills.



3 DESEMBER | 3 DECEMBER

Chandra Asri Group Sukses Selenggarakan CALIBER 2024

Chandra Asri Group sukses menyelenggarakan Chandra Asri Limitless Innovation and Business Strategy (CALIBER) Challenge 2024. Kompetisi antar mahasiswa ini mengusung tema *"Turning Trash into Treasure: Sustainable Solutions for Plastic Waste"* yang bertujuan mendorong pengembangan solusi berkelanjutan untuk pengelolaan limbah plastik berbasis ekonomi sirkular. Kompetisi yang berlangsung selama 3 (tiga) bulan ini berhasil menarik 49 tim dari berbagai universitas di Indonesia.

Chandra Asri Group Successfully Organized CALIBER 2024

Chandra Asri Group successfully organized Chandra Asri Limitless Innovation and Business Strategy (CALIBER) Challenge 2024. This competition between students, with its "Turning Trash into Treasure: Sustainable Solutions for Plastic Waste" theme, was designed to encourage the development of sustainable solutions for plastic waste management based on a circular economy. The competition, which lasted for 3 (three) months, successfully attracted 49 teams from various universities in Indonesia.



10 DESEMBER | 10 DECEMBER

Ekspansi Pabrik B1 dan MTBE melalui Kemitraan dengan IKPT

Chandra Asri Group telah menandatangani kontrak *Engineering, Procurement, and Construction* (EPC) dengan PT Inti Karya Persada Tehnik (IKPT) untuk meningkatkan kapasitas Pabrik Butene-1 (B1) dan Methyl Tert-butyl Ether (MTBE) hingga lebih dari 25%. Berlokasi di kompleks petrokimia terintegrasi di Ciwandan, pabrik yang beroperasi sejak tahun 2020 ini memiliki peran strategis dalam mengurangi ketergantungan impor dan mendukung pasar domestik dan ekspor untuk produk-produk petrokimia penting.

Expansion of B1 and MTBE Plant through Partnership with IKPT

Chandra Asri Group signed an Engineering, Procurement, and Construction (EPC) contract with PT Inti Karya Persada Tehnik (IKPT) to increase the capacity of its Butene-1 (B1) and Methyl Tert-butyl Ether (MTBE) plant by more than 25%. Located in an integrated petrochemical complex in Ciwandan, the plant, which has been operating since 2020, plays a strategic role in reducing dependence on imports and supporting domestic and export markets for essential petrochemical products.



27 DESEMBER | 27 DECEMBER

Kolaborasi dengan Pemkab Serang untuk Konservasi Mangrove

Chandra Asri Group bersama Pemerintah Kabupaten Serang menandatangani Perjanjian Kerja Sama (PKS) untuk konservasi mangrove di lahan 180 hektar di pesisir utara Banten. Program ini bertujuan melestarikan ekosistem pesisir, mengurangi dampak abrasi, dan mendukung target ENDC Indonesia 2030. Langkah tersebut diawali dengan penanaman mangrove di area 100 hektar untuk melestarikan lingkungan sekaligus meningkatkan kesejahteraan masyarakat.

Collaboration with Serang Regency Government for Mangrove Conservation

Chandra Asri Group and the Serang Regency Government signed a Cooperation Agreement (PKS) for mangrove conservation for 180 hectares worth of land on the north coast of Banten. This program was designed to preserve coastal ecosystems, reduce the impact of abrasion, and support Indonesia's ENDC 2030 target. This step began with planting mangroves in a 100-hectare area to preserve the environment and improving community welfare.


Chandra Asri



02

LAPORAN MANAJEMEN

Management Report



Tahun 2024 bisnis Chandra Asri Group makin terdiversifikasi. Perseroan tidak hanya bergerak di lini bisnis kimia, tetapi juga energi dan infrastruktur yang seluruhnya menjadi ekosistem saling mendukung.

In 2024, Chandra Asri Group's business is more diversified. The Company is not only engaged in the chemical business line, but also energy and infrastructure which all become mutually supportive ecosystems.

DJOKO SUYANTO
Presiden Komisaris
President Commissioner

LAPORAN DEWAN KOMISARIS

REPORT FROM THE BOARD OF COMMISSIONERS

Pemegang saham dan pemangku kepentingan yang terhormat,
Dear shareholders and stakeholders,

Pada kesempatan yang baik ini, kami menyampaikan laporan pelaksanaan tugas dan fungsi Dewan Komisaris yang menjadi bagian tak terpisahkan dari laporan tahun buku 2024. Sesuai mandat yang dimiliki Dewan Komisaris, laporan ini terutama berkenaan dengan hasil pengawasan dan pemberian nasihat kepada Direksi terkait pengelolaan PT Chandra Asri Pacific Tbk ("Chandra Asri Group", "Perseroan").

On this occasion, we present the report on the implementation of the duties and functions of the Board of Commissioners, which is an integral part of the financial report for the 2024 fiscal year. In accordance with the mandate of the Board of Commissioners, this report primarily covers the results of our supervision and the advice provided to the Board of Directors regarding the management of PT Chandra Asri Pacific Tbk ("Chandra Asri Group" or the "Company").

Menurut laporan Kementerian Keuangan seperti terungkap dalam Nota Keuangan Anggaran Pendapatan dan Belanja Negara (APBN) 2025, kondisi perekonomian global relatif belum stabil. Tekanan tersebut, antara lain datang dari perekonomian Tiongkok yang pada triwulan II-2024 tumbuh melambat, sedikit lebih rendah dibandingkan dibanding periode yang sama tahun sebelumnya.

According to the Ministry of Finance's report, as stated in the Financial Note of the 2025 State Budget (APBN), global economic conditions remain relatively unstable. The pressure comes, among other factors, from the Chinese economy, which grew at a slower pace in the second quarter of 2024, slightly lower than the same period in the previous year.

Kondisi tersebut berpengaruh pada daya serap produk di pasar dalam negeri Tiongkok, sehingga harus mencari pasar di luar. Dampaknya adalah peningkatan pasokan, sehingga ikut menekan harga. Dinamika tersebut tentu saja turut memengaruhi kegiatan usaha Perseroan, yang bisnis intinya adalah kimia.

This situation has affected domestic demand for products in China, prompting the country to seek alternative markets abroad. As a result, supply has increased, leading to price pressures. These dynamics have inevitably impacted the Company's business activities, as its core operations are in the chemical sector.

Kendati demikian, Perseroan melakukan langkah yang cepat dengan menavigasi bisnis dengan merealisasikan sejumlah aksi korporasi yang sangat penting bagi pengembangan Chandra Asri Group ke depan. Dewan Komisaris memberikan apresiasi yang tinggi kepada jajaran Direksi dan organisasi di bawahnya yang cepat beradaptasi untuk menghasilkan kinerja yang kuat.

Nevertheless, the Company has taken swift and strategic actions, executing a series of corporate initiatives that are crucial for the future development of the Chandra Asri Group. The Board of Commissioners highly appreciates the Board of Directors and the entire organization for their agility in adapting to challenges and delivering strong performance.

Di antara aksi korporasi yang penting adalah akuisisi Shell Energy and Chemical Park (SECP) di Singapura. SECP merupakan kompleks kilang minyak dan kimia di Singapura milik Shell Singapore Pte. Ltd yang tidak hanya mengoperasikan kilang, tetapi juga memproduksi bahan kimia hilir seperti Ethylene, Propylene, dan Styrene Monomer yang menjadi pusat produksi dan ekspor petrokimia Shell terbesar di kawasan Asia Pasifik.

Akuisisi SECP yang dilakukan melalui kemitraan dengan Glencore Plc tersebut akan sangat mendukung perkembangan kinerja Perseroan ke depan. Kemampuan produksi Chandra Asri Group akan lebih baik sehingga dapat meningkatkan kontribusi Perseroan bagi perekonomian nasional yang hingga saat ini, antara lain membutuhkan penguatan untuk ketahanan energi dan masih terbebani ketergantungan pada impor produk kimia.

Dalam penguatan sektor infrastruktur, Perseroan juga menandatangani akta pemisahan dengan PT Chandra Pelabuhan Nusantara (CPN) untuk unit usaha pelabuhan, dermaga dan fasilitas penyimpanan. Dengan aksi korporasi ini, diharapkan dapat memberikan empat manfaat bagi Perseroan yaitu optimalisasi pengelolaan aset, akselerasi dan diversifikasi pengembangan usaha, potensi kerja sama dan sinergitas yang seluruhnya dilakukan oleh CPN, serta meraih peluang bisnis.

PENILAIAN KINERJA DIREKSI

Fungsi yang dijalankan Dewan Komisaris dalam memberikan penilaian terhadap Direksi dalam pengelolaan Perseroan merupakan mandat dari peraturan perundang-undangan seperti tertuang dalam Undang-Undang Nomor 40 Tahun 2007 tentang Perseroan Terbatas dan Peraturan Otoritas Jasa Keuangan (POJK) No. 33/POJK.04/2014 tentang Direksi dan Dewan Komisaris Emiten atau Perusahaan Publik.

Regulasi-regulasi tersebut menjadi landasan pelaksanaan fungsi Dewan Komisaris untuk melakukan pengawasan terhadap kebijakan pengurusan maupun jalannya pengurusan Perseroan. Selain itu, Dewan Komisaris juga memberikan nasihat kepada Direksi terhadap jalannya Perseroan.

Sebagai implementasi dari pelaksanaan fungsi tersebut, Dewan Komisaris dan Direksi membuat rencana kerja tahunan berupa *Scorecard*. Rencana ini menjadi acuan dalam pengelolaan usaha Perseroan pada tahun buku.

One of the most significant corporate actions was the acquisition of Shell Energy and Chemical Park (SECP) in Singapore. SECP is an oil refinery and chemical complex owned by Shell Singapore Pte. Ltd. that not only operates refineries but also produces downstream chemicals such as Ethylene, Propylene, and Styrene Monomer, which serves as Shell's largest petrochemical production and export hub in the Asia-Pacific region.

The acquisition of SECP, carried out through a partnership with Glencore Plc, is expected to significantly enhance the Company's future performance. With an improved production capacity, the Chandra Asri Group can further contribute to the national economy particularly in strengthening energy security and reducing the country's reliance on imported chemical products.

To reinforce its infrastructure sector, the Company also signed a deed of separation with PT Chandra Pelabuhan Nusantara (CPN) for its port, jetties, and storage facility business units. This corporate action is expected to yield four key benefits: optimizing asset management, accelerating and diversifying business development, fostering potential cooperation and synergies primarily through CPN and unlocking new business opportunities.

PERFORMANCE ASSESSMENT OF THE BOARD OF DIRECTORS

The Board of Commissioners is responsible for assessing the Board of Directors in managing the Company, in accordance with the mandate of laws and regulations, including Law Number 40 of 2007 concerning Limited Liability Companies and the Financial Services Authority Regulation (POJK) No. 33/POJK.04/2014 concerning the Board of Directors and Board of Commissioners of Issuers or Public Companies.

These regulations serve as the foundation for the Board of Commissioners in carrying out its supervisory role over the Company's management policies and overall operations. Additionally, the Board of Commissioners provides guidance to the Board of Directors to ensure the effective running of the Company.

To implement these responsibilities, the Board of Commissioners and the Board of Directors develop an annual work plan in the form of a Scorecard. This plan serves as a reference for managing the Company's business throughout the financial year.

Untuk kinerja tahun 2024, Dewan Komisaris memberikan apresiasi yang tinggi terhadap kinerja Direksi. Bersama organisasi di bawahnya, Direksi telah berhasil mengembangkan bisnis Chandra Asri Group yang kini tidak hanya bergerak di lini kimia, tetapi juga energi dan infrastruktur yang seluruhnya menjadi ekosistem saling mendukung.

Dalam ekosistem itu misalnya, SECP dapat mendukung bisnis inti Perseroan dari sisi bahan baku. Sementara infrastruktur seperti pelabuhan yang mencakup tangki penyimpanan dan transportasi laut, menjadi bagian penting dalam lalu lintas produksi dan pengiriman produk. Di sisi lain, bisnis yang bergerak di kategori energi listrik dan pengelolaan air dapat mendukung pengembangan bisnis kimia Perseroan. Sektor infrastruktur ini ke depan tidak hanya untuk melayani bisnis Chandra Asri Group, tetapi juga dapat melayani industri lain terutama di wilayah Cilegon. Perkembangan ini akan semakin memperkuat posisi Chandra Asri Group sebagai perusahaan solusi energi, kimia, dan infrastruktur terkemuka di Asia Tenggara.

Tak kalah pentingnya, Dewan Komisaris melihat bahwa Direksi tetap berpegang teguh pada prinsip bisnis Perseroan seperti tergambar dalam komitmen Perusahaan sebagai "Mitra Pertumbuhan". Setiap menjalankan kegiatan usaha, Perseroan terus melakukannya dengan membangun kemitraan agar dapat tumbuh bersama-sama dengan pemangku kepentingan.

Dari sisi keuangan, Dewan Komisaris memandang bahwa Direksi tetap berupaya menjaga *liquidity pool* berupa kas dan setara kas maupun surat berharga dalam kapasitas yang memadai. Sehingga kemampuan Perseroan dalam memenuhi kebutuhan operasional, termasuk memenuhi kewajiban jangka pendek, tetap kuat.

Dalam pandangan Dewan Komisaris, pengelolaan usaha yang dilakukan Direksi serta organisasi di bawahnya pada tahun buku 2024 juga telah sejalan dengan penerapan tata kelola perusahaan yang baik. Hal ini sangat penting mengingat Perseroan senantiasa menjunjung tinggi penerapan tata kelola perusahaan, yang mengacu pada peraturan perundang-undangan yang berlaku maupun praktik terbaik di industri maupun di Indonesia.

Selain itu, Perseroan juga menyeimbangkan bisnis dan pengelolaan lingkungan dengan salah satunya telah merampungkan pembangunan jalan aspal plastik sepanjang 50,2 kilometer (km) di Kabupaten Garut bersama pemangku kepentingan setempat.

For its 2024 performance, the Board of Commissioners highly appreciates the achievements of the Board of Directors. Together with the organizations under its leadership, the Board of Directors has successfully expanded the Chandra Asri Group's business, which now spans not only the chemical sector but also energy and infrastructure all of which form mutually supportive ecosystems.

Within this ecosystem, for instance, SECP supports the Company's core business by supplying raw materials. Meanwhile, infrastructure, such as ports with storage tanks and sea transportation, plays a crucial role in production flow and product distribution. Additionally, businesses in the electricity and water management sectors contribute to the expansion of the Company's chemical operations. Looking ahead, this infrastructure sector will not only support the Chandra Asri Group but also serve other industries, particularly in the Cilegon area. This development will further strengthen Chandra Asri Group's position as a leading provider of energy, chemical, and infrastructure solutions in South East Asia.

Equally important, the Board of Commissioners recognizes that the Board of Directors remains committed to the Company's business principles, as reflected in its role as a "Growth Partner". In every business activity, the Company continues to foster partnerships to grow alongside its stakeholders.

From a financial perspective, the Board of Commissioners notes that the Board of Directors continues to maintain a strong liquidity position through cash, cash equivalents, and securities at an adequate level. This ensures the Company's ability to meet operational needs and fulfill short-term obligations remains solid.

The Board of Commissioners also observes that the business management carried out by the Board of Directors and its supporting organizations in 2024 has been aligned with good corporate governance principles. This is particularly significant, as the Company remains committed to upholding corporate governance in accordance with applicable laws, regulations, and industry best practices in Indonesia.

Moreover, the Company continues to balance business growth with environmental sustainability. One notable initiative is the completion of a 50.2-kilometre plastic asphalt road in Garut Regency, in collaboration with local stakeholders.

Kegiatan ini direalisasikan atas kerja sama dengan Yayasan Bakti Barito dan Pemerintah Kabupaten Garut yang berkontribusi pada pengolahan 431,5 ton sampah plastik. Dengan demikian, hingga tahun 2024, Chandra Asri Group bersama mitra telah menggelar total 120,8 km jalan dengan campuran sampah plastik, melampaui target awal yang semula dicanangkan sepanjang 100 km.

Berkat komitmen dan inisiatif di bidang keberlanjutan yang dijalankan sepanjang tahun 2024, Perseroan telah berhasil meningkatkan peringkat ESG (*Environmental, Social*, dan *Governance*) dari lembaga internasional MSCI dan Morningstar Sustainalytics secara signifikan. Peningkatan ini memperkuat posisi perusahaan dengan skor *rating* ESG MSCI di peringkat BBB. Sementara perbaikan pada ESG Risk Rating dari Morningstar Sustainalytics melalui penurunan skor risiko dari 16,6 menjadi 16,3.

Atas berbagai pencapaian kinerja, baik di bidang operasional, keuangan, serta penerapan prinsip tata kelola perusahaan yang baik dan aspek keberlanjutan yang dicapai oleh manajemen, Dewan Komisaris menilai bahwa kinerja Direksi pada tahun buku 2024 sangat baik. Dewan Komisaris memberikan apresiasi yang tinggi, karena kinerja tahun ini akan sangat penting dalam menentukan arah perjalanan usaha Chandra Asri Group ke depan.

PENGAWASAN TERHADAP PERUMUSAN DAN IMPLEMENTASI STRATEGI

Fungsi pengawasan Dewan Komisaris merupakan mandat dari peraturan perundang-undangan. Di antaranya, Peraturan Otoritas Jasa Keuangan No. 33/POJK.04/2014 tentang Direksi dan Dewan Komisaris Emiten atau Perusahaan Publik. Regulasi ini mengamanatkan bahwa Dewan Komisaris bertanggung jawab atas pengawasan terhadap kebijakan pengurusan Perseroan oleh Direksi.

Sebagai implementasinya, antara lain, Dewan Komisaris memiliki kewajiban rapat bersama Direksi, sedikitnya 1 (satu) kali dalam 4 (empat) bulan, walaupun pelaksanaannya lebih dari ketentuan. Sepanjang tahun buku, Dewan Komisaris telah melaksanakan rapat gabungan dengan Direksi sebanyak 4 (empat) kali. Di antara pembahasannya adalah pembahasan mengenai proyek yang sedang berjalan, kinerja perusahaan, rencana bisnis ke depan, serta hal penting lainnya.

This project, carried out in partnership with the Bakti Barito Foundation and the Garut Regency Government, contributed to the processing of 431.5 tons of plastic waste. By the end of 2024, Chandra Asri Group and its partners had successfully constructed a total of 120.8 kilometres of roads using a mixture of plastic waste, surpassing the initial target of 100 kilometres.

Thanks to the Company's strong commitment and initiatives in sustainability throughout 2024, it has achieved a significant improvement in its ESG (Environmental, Social, and Governance) ratings from international institutions MSCI and Morningstar Sustainalytics. This improvement reinforces the Company's position, with an upgraded MSCI ESG rating of BBB. Meanwhile, the ESG Risk Rating from Morningstar Sustainalytics improved as the risk score decreased from 16.6 to 16.3.

Given the various achievements in operational performance, financial stability, implementation of good corporate governance principles, and sustainability, the Board of Commissioners considers the Board of Directors' performance in 2024 to be outstanding. The Board of Commissioners extends its highest appreciation, as this year's achievements will be crucial in shaping the future direction of the Chandra Asri Group.

OVERSIGHT OF STRATEGY FORMULATION AND IMPLEMENTATION

The supervisory function of the Board of Commissioners is mandated by laws and regulations, including the Financial Services Authority Regulation No. 33/POJK.04/2014 concerning the Board of Directors and Board of Commissioners of Issuers or Public Companies. This regulation stipulates that the Board of Commissioners is responsible for overseeing the Company's management policies implemented by the Board of Directors.

As part of this oversight, the Board of Commissioners is required to hold joint meetings with the Board of Directors at least once every four months. In practice, however, meetings are conducted more frequently than the minimum requirement. Throughout the financial year, the Board of Commissioners held four joint meetings with the Board of Directors. These meetings covered discussions on ongoing projects, company performance, future business plans, and other critical matters.

Melalui rapat gabungan maupun pertemuan formal dan informal lainnya, Dewan Komisaris memiliki kesempatan untuk menyampaikan hasil pengawasan kepada Direksi. Dalam menjalankan kegiatan pengawasan, Dewan Komisaris juga dibantu oleh komite yang berada di bawahnya.

Dari hasil pengawasan terhadap kegiatan usaha yang dijalankan oleh Direksi, Dewan Komisaris berpandangan dengan terealisasinya rencana strategis sepanjang tahun buku, menunjukkan bahwa Direksi telah merumuskan strategi dengan baik. Direksi telah memperhitungkan berbagai pertimbangan internal maupun eksternal dalam merumuskan strategi dan kebijakan strategis, termasuk menimbang dampaknya terhadap Perseroan dalam jangka pendek, menengah, maupun panjang.

Pencapaian tersebut tidak terlepas dari kemampuan Direksi dalam menerapkan strategi yang tepat, termasuk merespons perkembangan situasi eksternal. Penetapan kebijakan strategis yang direalisasikan sepanjang tahun buku telah terbukti menghasilkan kinerja usaha yang baik bagi Perseroan.

Dewan Komisaris berharap kebijakan dalam memitigasi potensi risiko yang sudah baik selama ini terus disesuaikan agar dapat mengantisipasi perkembangan yang mungkin terjadi. Untuk mewujudkan hal itu, demi merawat kebaikan Perseroan dan para pemangku kepentingan khususnya masyarakat sekitar wilayah operasi, Dewan Komisaris akan memantau prosesnya, sebagai bagian dari pelaksanaan fungsi pengawasan.

PANDANGAN TERHADAP PROSPEK USAHA

Dewan Komisaris menyadari bahwa tahun 2025 yang akan dilalui tidak mudah. IMF dalam Laporan "World Economic Outlook" edisi Oktober 2024 menyebutkan bahwa tantangan perekonomian global masih tetap tinggi mengingat perekonomian Tiongkok dalam pemulihan dan kondisi geopolitik masih sangat dinamis. Namun, tetap ada potensi untuk pertumbuhan positif.

Kendati demikian, setelah melakukan *review* terhadap prospek usaha yang disusun Direksi, Dewan Komisaris meyakini bahwa peluang usaha Chandra Asri Group ke depan akan semakin baik, seiring dengan adanya diversifikasi usaha. Melalui ekspansi tersebut, ekosistem bisnis solusi kimia Perseroan akan semakin kuat, begitu juga fundamental keuangan dengan adanya sumber pendanaan yang positif dari lini bisnis solusi infrastruktur.

Through these joint meetings, as well as other formal and informal engagements, the Board of Commissioners has the opportunity to convey its supervisory findings to the Board of Directors. In carrying out its oversight duties, the Board of Commissioners is also supported by committees under its supervision.

Based on its review of business activities conducted by the Board of Directors, the Board of Commissioners believes that the realization of the Company's strategic plan throughout the financial year demonstrates that the Board of Directors has formulated sound strategies. In developing these strategies and policies, the Board of Directors has taken into account various internal and external factors, including their short-, medium-, and long-term impacts on the Company.

These achievements are a direct result of the Board of Directors' ability to implement effective strategies, particularly in responding to external developments. The strategic policies executed throughout the fiscal year have proven to contribute positively to the Company's business performance.

The Board of Commissioners hopes that the Company's strong risk mitigation policies will continue to be refined to anticipate potential future developments. To ensure this, and to safeguard the interests of the Company and its stakeholders especially the communities surrounding the Company's operational areas the Board of Commissioners will continue to monitor the process as part of its supervisory function.

VIEWS ON BUSINESS PROSPECTS

The Board of Commissioners acknowledges that the road ahead in 2025 will not be without challenges. The International Monetary Fund (IMF), in its October 2024 edition of the World Economic Outlook report, highlighted that global economic headwinds remain significant, particularly amid China's ongoing recovery and continued geopolitical uncertainties. Nevertheless, there remains potential for positive growth.

Despite these uncertainties, after reviewing the business prospects prepared by the Board of Directors, the Board of Commissioners believes that Chandra Asri Group's future business opportunities will strengthen, supported by ongoing business diversification. Through this expansion, the Company's chemical solutions business ecosystem will become more robust, while its financial fundamentals will be reinforced by positive funding sources from the infrastructure solutions business line.

Dewan Komisaris juga melihat bahwa dengan akan diselesaikannya divestasi aset SECP milik Shell di Singapura, akan semakin dapat meningkatkan pertumbuhan Chandra Asri Group.

Potensi tersebut telah disampaikan oleh Direksi, seperti disusun dalam rencana kegiatan usaha Chandra Asri Group pada tahun depan. Dewan Komisaris telah melakukan penelaahan terhadap dokumen tersebut dan akan memberikan dukungan sepenuhnya terhadap rencana strategis yang telah disiapkan oleh Direksi.

Ditambah pula dengan konsolidasi seluruh lini bisnis, baik kimia, energi, maupun infrastruktur yang telah terbentuk dengan baik. Sehingga untuk tahun depan, Chandra Asri Group dapat menjalankannya sesuai dengan rencana strategis yang telah ditetapkan.

Perubahan penting pada Chandra Asri Group yang terealisasi hingga tahun 2024 akan menjadi landasan bagi Perseroan untuk berkembang secara berkelanjutan. Ekosistem bisnis solusi kimia semakin kuat dengan adanya lini bisnis solusi infrastruktur yang diharapkan dapat mendorong kinerja keuangan agar semakin baik.

Karena itu, Dewan Komisaris memberikan dukungan penuh pada prospek usaha yang telah disusun oleh Direksi. Dalam pelaksanaannya, Dewan Komisaris bersama Direksi akan mengevaluasi secara berkala sambil menyesuaikan dengan segala perkembangan yang terjadi pada tahun buku 2025.

Dewan Komisaris menyampaikan apresiasi dan terima kasih kepada pemegang saham yang telah memberikan dukungan terhadap inisiatif diversifikasi bisnis yang dijalankan oleh Perseroan. Dukungan tersebut akan memperkuat upaya Perseroan untuk terus tumbuh dan berkembang secara berkelanjutan.

PENERAPAN TATA KELOLA PERUSAHAAN

Dewan Komisaris berpandangan bahwa penerapan tata kelola perusahaan yang baik atau *Good Corporate Governance* (GCG) sangat penting dalam rangka menjaga kesinambungan usaha Perseroan. Menurut Dewan Komisaris, kegiatan usaha yang dilakukan Direksi serta organisasi di bawahnya pada tahun buku 2024 juga telah sejalan dengan penerapan GCG.

Furthermore, the completion of the divestment of Shell's SECP assets in Singapore is expected to drive further growth for Chandra Asri Group.

These growth opportunities have been outlined by the Board of Directors in Chandra Asri Group's business activity plan for the coming year. The Board of Commissioners has reviewed this plan and fully supports the strategic direction set by the Board of Directors.

Additionally, the consolidation of all business lines including chemical, energy, and infrastructure has been successfully established. This strong foundation ensures that Chandra Asri Group can execute its strategic plans effectively in the coming year.

The significant transformations achieved by Chandra Asri Group up to 2024 will serve as a solid foundation for the Company's long-term sustainable growth. The strengthening of the chemical solutions business ecosystem, complemented by the infrastructure solutions business line, is expected to further enhance the Company's financial performance.

Therefore, the Board of Commissioners fully supports the business prospects developed by the Board of Directors. Throughout the implementation process, the Board of Commissioners, in collaboration with the Board of Directors, will conduct periodic evaluations and make necessary adjustments in response to developments in the 2025 financial year.

The Board of Commissioners extends its appreciation and gratitude to the shareholders for their continued support of the Company's business diversification initiatives. This support will further strengthen the Company's efforts to grow and develop sustainably.

IMPLEMENTATION OF CORPORATE GOVERNANCE

The Board of Commissioners believes that the implementation of good corporate governance (GCG) is essential to ensuring the Company's long-term sustainability. In the view of the Board of Commissioners, the business activities carried out by the Board of Directors and the supporting organizations in the 2024 financial year have been aligned with GCG principles.

Hal ini sangat penting mengingat Perseroan senantiasa menjunjung tinggi penerapan tata kelola perusahaan, yang mengacu pada peraturan perundang-undangan yang berlaku maupun praktik terbaik di industri.

Sebagai implementasinya, Perseroan telah memiliki nilai dan budaya organisasi yang tercantum dalam iSTAR: integritas; keselamatan; kerja sama; memikul tanggung jawab; dan menghargai. Nilai-nilai inilah yang terutama menjiwai penerapan GCG di lingkungan Perseroan, bersama dengan Kode Etik yang berlaku bagi seluruh organisasi.

Seiring dengan perkembangan bisnis Perseroan yang dilakukan melalui ekspansi, baik berupa akuisisi maupun kerja sama, Perseroan memiliki kepentingan untuk menjadikan Kode Etik yang telah berlaku di Chandra Asri Group dapat diimplementasi di entitas bisnis yang kemudian bergabung dalam struktur usaha Perseroan. Pada intinya, yang telah berlaku di Perseroan jadi fondasi untuk diterapkan di seluruh kelompok usaha.

Karena itu, Dewan Komisaris menilai bahwa penerapan GCG di lingkungan Perseroan telah berjalan dengan baik. Apalagi, sebagai bagian dari penerapannya, Perseroan juga telah memiliki mekanisme dalam pengelolaan risiko.

Manajemen risiko Perseroan merupakan upaya untuk mengidentifikasi seluruh risiko dan mengelola posisi risiko sesuai kebijakan dan *risk appetite*. Perseroan juga meninjau sistem dan kebijakan manajemen risiko secara berkala untuk disesuaikan dengan keadaan di pasar usaha. Dalam menjalankan operasi, risiko-risiko dikelola secara hati-hati guna menghindari potensi kerugian bagi Perseroan.

Chandra Asri Group juga melibatkan karyawan untuk turut berkontribusi dalam penerapan manajemen risiko serta memberikan masukan yang penting dalam pengambilan keputusan. Dengan demikian, manajemen beserta seluruh karyawan berkomitmen untuk mengimplementasikan manajemen risiko.

Dewan Komisaris memberikan dukungan sepenuhnya kepada Direksi, terutama dalam penerapan GCG. Apalagi, Dewan Komisaris bersama Direksi merupakan bagian yang tak terpisahkan dalam pelaksanaannya.

This commitment is crucial, as the Company consistently upholds corporate governance practices in accordance with applicable laws, regulations, and industry best practices.

As part of this commitment, the Company has established core organizational values and a corporate culture embodied in iSTAR: integrity, safety, teamwork, accountability, and respect. These values serve as the foundation for GCG implementation across the Company, alongside the Code of Conduct, which applies to the entire organization.

With the Company's business expanding through acquisitions and partnerships, it is imperative that the existing Code of Conduct within the Chandra Asri Group is effectively adopted by newly integrated business entities. The core governance principles already in place within the Company must serve as the foundation for all business units under its structure.

Therefore, the Board of Commissioners considers that the implementation of GCG within the Company has been well-executed. Furthermore, as part of this commitment, the Company has established a structured risk management mechanism.

The Company's risk management framework is designed to identify, assess, and manage risks in accordance with its policies and risk appetite. Regular reviews of the risk management system and policies are conducted to ensure they remain aligned with evolving market conditions. In its operational activities, the Company exercises careful risk management to mitigate potential losses.

Chandra Asri Group also actively involves its employees in the risk management process, encouraging them to contribute and provide valuable insights in decision-making. This collective commitment ensures that both management and employees uphold risk management practices as an integral part of business operations.

The Board of Commissioners fully supports the Board of Directors in ensuring the continued implementation of GCG. Moreover, the Board of Commissioners and the Board of Directors play complementary roles in maintaining and strengthening corporate governance across the Company.

PERUBAHAN KOMPOSISI DEWAN KOMISARIS DAN ALASANNYA

Sepanjang tahun 2024, telah terjadi 2 (dua) kali perubahan komposisi Dewan Komisaris. Pertama, ditetapkan oleh RUPS Tahunan pada 8 Mei 2024 dan kedua, melalui RUPS Luar Biasa yang dilaksanakan pada 23 Oktober 2024. Mengenai alasan terjadinya perubahan komposisi, diuraikan lebih rinci pada bagian "Profil Dewan Komisaris" yang terdapat dalam bab "Profil Perusahaan" pada laporan tahunan ini.

CHANGES IN THE COMPOSITION OF THE BOARD OF COMMISSIONERS AND THE REASONS

Throughout 2024, there were two changes in the composition of the Board of Commissioners. The first change was decided during the Annual GMS on 8 May 2024, while the second occurred through the Extraordinary GMS held on 23 October 2024. Further details on the reasons for these changes can be found in the "Board of Commissioners Profile" section within the "Company Profile" chapter of this annual report.

APRESIASI

Dewan Komisaris memberikan apresiasi atas pencapaian kinerja usaha Chandra Asri Group sepanjang tahun buku 2024. Banyak pencapaian penting yang telah tercipta, terutama fundamental Perseroan yang semakin kuat. Karena itu, Dewan Komisaris berterima kasih kepada Direksi dan jajaran organisasi di bawahnya, termasuk para karyawan yang juga telah menunjukkan dedikasinya serta kerja keras yang sangat baik, sehingga mendukung kinerja Perseroan yang positif.

Dewan Komisaris juga menyampaikan apresiasi kepada para pemegang saham yang telah memberikan kepercayaan dan arahan kepada Dewan Komisaris dalam menjalankan tugas dan fungsinya. Apresiasi juga kami sampaikan kepada regulator yang telah ikut mengawasi kegiatan usaha Perseroan serta memberikan bimbingan kepada Perseroan dari aspek kepatuhan.

Dewan Komisaris mengucapkan terima kasih yang setinggi-tingginya kepada seluruh mitra kerja Perseroan atas kerja samanya pada tahun buku. Semoga apa yang sudah terjalin dengan baik dapat terus ditingkatkan di masa-masa yang akan datang.

APPRECIATION

The Board of Commissioners acknowledges and appreciates the achievements of Chandra Asri Group's business performance throughout the 2024 financial year. The Company has made significant progress, particularly in strengthening its fundamentals. Therefore, the Board of Commissioners extends its gratitude to the Board of Directors and the entire organization, including all employees, for their dedication and hard work in driving the Company's positive performance.

The Board of Commissioners also expresses its sincere appreciation to the shareholders for their trust and guidance in supporting the Board of Commissioners in carrying out its duties and responsibilities. Additionally, we extend our gratitude to regulatory authorities for their oversight and guidance, ensuring the Company's adherence to compliance requirements.

The Board of Commissioners would like to convey its highest appreciation to all of the Company's business partners for their cooperation throughout the financial year. We look forward to further strengthening these partnerships in the future.

Atas Nama Dewan Komisaris PT Chandra Asri Pacific Tbk
On Behalf of the Board of Commissioners of PT Chandra Asri Pacific Tbk

Jakarta, April 2025
Jakarta, April 2025



DJOKO SUYANTO
Presiden Komisaris
President Commissioner





ERWIN CIPUTRA
Presiden Direktur
President Director

LAPORAN DIREKSI
REPORT FROM THE BOARD OF DIRECTORS

Pemegang saham dan pemangku kepentingan yang terhormat,
Dear shareholders and stakeholders,

Perkenankan kami menyampaikan laporan tahunan 2024 yang dapat memberikan gambaran komprehensif mengenai transformasi bisnis PT Chandra Asri Pacific Tbk ("Chandra Asri Group", "Perseroan").

Please allow us to present the 2024 Annual Report, which provides a comprehensive overview of the business transformation journey of PT Chandra Asri Pacific Tbk ("Chandra Asri Group" or the "Company").

Perlu kami sampaikan bahwa tahun buku ini merupakan lanjutan dari perjalanan transformasi untuk penguatan bisnis Perseroan, yang saat ini tak lagi hanya memiliki lini bisnis kimia dan infrastruktur, tetapi juga energi. Ekspansi tersebut bertujuan memperkuat fundamental bisnis Chandra Asri Group, sekaligus menjaga keseimbangan bisnis petrokimia yang sangat dinamis. Karena itu, Perseroan membutuhkan penyeimbang, terutama dari sisi keuangan, demi menjaga stabilitas kinerja usaha Perseroan.

The year 2024 represents a continuation of the Company's transformation journey, aimed at strengthening its business foundation. Chandra Asri Group has expanded beyond its chemical and infrastructure business lines to include energy. This expansion aims to strengthen the Chandra Asri Group's business fundamentals while maintaining stability in the highly dynamic petrochemical industry. Therefore, the Company requires a stabilizer to ensure the resilience and sustainability of its business performance.

Seperti diketahui, sektor usaha petrokimia yang menjadi bisnis inti Chandra Asri Group sangat sensitif terhadap situasi perekonomian global. Pada tahun 2024, Dana Moneter Internasional atau International Monetary Fund (IMF) melalui laporan World Economic Outlook (WEO) Update yang dirilis pada Oktober 2024 memperkirakan kinerja perekonomian global melambat, begitu pun yang terjadi dengan Tiongkok.

As is widely known, the petrochemical sector, which remains the core business of Chandra Asri Group, is highly sensitive to global economic conditions. In 2024, the International Monetary Fund (IMF), in its World Economic Outlook (WEO) Update released in October 2024, projected a slowdown in global economic performance, including in China.

Mengingat Tiongkok merupakan pemasok produk petrokimia terbesar untuk pasar global, ketika perekonomian di negara tersebut sedang tertekan, maka produknya membanjiri pasar internasional. Tumpukan pasokan yang melimpah menekan harga di pasar, hingga pada akhirnya ikut mempengaruhi marjin bisnis Chandra Asri Group, perusahaan petrokimia terintegrasi yang terbesar di Indonesia.

Given that China is the world's largest supplier of petrochemical products, economic pressures in the country has led to an oversupply in the global market. This excess supply drove down prices, ultimately impacting Chandra Asri Group's business margins as Indonesia's largest integrated petrochemical company.

Karena itulah, Perseroan harus terus menjaga stabilitas bisnisnya, terutama dilakukan melalui ekspansi dengan kerja sama yang selaras dengan prinsip bisnis Chandra Asri Group sebagai Mitra Pertumbuhan.

To ensure continued business stability, the Company remains focused on strategic expansion and collaborations that align with Chandra Asri Group's core business principles as a Growth Partner.

PERUBAHAN PENTING PERSEROAN

Perubahan Visi dan Misi

Seiring dengan perkembangan bisnis Chandra Asri Group yang multi sektor, Perseroan telah memperbarui visi dan misi pada tahun buku 2024, sehingga menjadi:

VISI | Vision

Perusahaan solusi energi, kimia, dan infrastruktur terkemuka di Asia Tenggara.
South East Asia's leading energy, chemicals and infrastructure solutions company.

MISI | Mission

Menciptakan nilai dan membina kemitraan untuk masa depan yang berkelanjutan.
Creating value and fostering partnerships for a sustainable future.

Pengembangan Bisnis melalui Diversifikasi

Hingga tahun 2024, Chandra Asri Group masih terus melakukan ekspansi bisnis untuk mendukung kinerja usaha Perseroan agar tetap tumbuh secara berkelanjutan. Ekspansi bisnis dilakukan berdasarkan rumusan strategi perusahaan yaitu *Big, Long, Diversified* (Strategi Besar Jangka Panjang dan Terdiversifikasi). Perseroan membuat arah strategi untuk melakukan ekspansi dan diversifikasi portofolio bisnis di sektor energi, kimia, dan infrastruktur melalui program M&A dan pertumbuhan organik.

Perkembangan terkait diversifikasi lini bisnis pada tahun buku, antara lain:

- **Akuisisi Shell Energy and Chemical Park (SECP) di Singapura**
  Pada tahun 2024, Chandra Asri Group bermitra dengan Glencore Plc menandatangani Perjanjian Jual Beli dengan Shell Singapore Pte. Ltd ("SSPL") untuk mengakuisisi SECP, kompleks kilang minyak dan kimia di Singapura milik SSPL. Melalui aksi korporasi ini, Perseroan akan mendukung ketahanan energi dengan pengelolaan kilang serta kebutuhan produk kimia di Indonesia seperti penyediaan produk MEG, Polyol, Ethylene, Propylene, dan dan Styrene Monomer. Dimulainya proses akuisisi tersebut sekaligus menjadi penanda bahwa pada tahun buku, Perseroan mulai memasuki bisnis energi.
- **Konsolidasi Bisnis Kepelabuhanan**
  Chandra Asri Group mengkonsolidasikan bisnis pelabuhan (jasa bongkar muat dan tambat) dan penyimpanan curah cair (penyewaan tangki) melalui entitas anak, yakni PT Chandra Pelabuhan Nusantara (CPN). Perusahaan ini telah mendapatkan persetujuan dari Kementerian Perhubungan Republik Indonesia dengan diterbitkannya surat Pemenuhan Kewajiban Izin Badan Usaha Pelabuhan (BUP) pada 20 Februari 2024. Selanjutnya, pada 1 Juli 2024, Perseroan secara efektif melakukan pemisahan aset pelabuhan, dermaga, fasilitas penyimpanan, dan fasilitas pendukungnya di bawah CPN.

IMPORTANT CHANGES TO THE COMPANY

Vision and Mission Changes

In line with Chandra Asri Group's expansion into multiple business sectors, the Company updated its vision and mission in the 2024 financial year as follows:

Business Development Through Diversification

As of 2024, Chandra Asri Group has continued to expand its business to enhance the Company's performance and ensure sustainable growth. Business expansion is carried out based on the Company's strategy formulation, namely Big, Long, Diversified. The Company has created a strategic direction to expand and diversify its business portfolio in the energy, chemical, and infrastructure sectors through M&A programs and organic growth.

The developments related to business diversification during the fiscal year include:

- **Acquisition of Shell Energy and Chemical Park (SECP) in Singapore**
  In 2024, Chandra Asri Group, in partnership with Glencore Plc, signed a Sale and Purchase Agreement with Shell Singapore Pte. Ltd. ("SSPL") to acquire SECP, an oil refinery and chemical complex in Singapore previously owned by SSPL. Through this corporate action, the Company aims to strengthen energy security by managing refineries and meeting Indonesia's demand for petrochemical products such as MEG, Polyol, Ethylene, Propylene, and Styrene Monomer. The acquisition marks the Company's official entry into the energy business.
- **Ports Business Consolidation**
  Chandra Asri Group has consolidated its port services (loading, unloading, and mooring services) and storage services for bulk liquid (tank rentals), under its subsidiary PT Chandra Pelabuhan Nusantara (CPN). The Company obtained approval from the Ministry of Transportation of the Republic of Indonesia through the issuance of a Port Business Entity License Obligations (BUP) Fulfillment Letter on 20 February 2024. Following this, on 1 July 2024, the Company officially transferred its port assets, jetties, storage facilities, and supporting infrastructure to CPN.

STRATEGI DAN KEBIJAKAN STRATEGIS

Kendala dan Tantangan

Ekspansi Chandra Asri Group ke lini bisnis baru, seperti energi, menghadirkan tantangan tersendiri. Salah satunya adalah penyelarasan visi, misi, dan nilai-nilai dalam Grup. Perseroan membuat program implementasi integrasi yang terencana untuk memastikan keselarasan dengan anak perusahaannya. Integrasi tersebut tidak hanya mencakup konsolidasi keuangan, tetapi juga mencakup berbagai aktivitas dan sistem operasional.

Di sisi lain, Perseroan juga perlu menjaga keunggulan operasional dari bisnis utamanya, yaitu petrokimia. Hal ini penting untuk memastikan operasional berjalan lancar dan menghasilkan performa finansial yang baik. Oleh karena itu, sejak tahun 2024, Chandra Asri Group secara proaktif merumuskan program transformasi yang berfokus pada banyak aspek; mulai dari komunikasi operasional sehari-hari, pemantauan, manajemen abnormalitas, hingga manajemen kepemimpinan dan kompetensi.

PENERAPAN STRATEGI DAN KEBIJAKAN STRATEGIS

Penerapan strategi dan kebijakan strategis Chandra Asri Group tidak hanya bertujuan jangka pendek, tetapi juga jangka panjang secara berkelanjutan. Untuk mewujudkannya, sejumlah inisiatif yang telah direalisasikan, antara lain Perseroan terus membuka kesempatan untuk ekspansi melalui kemitraan.

Inisiatif tersebut bertujuan untuk menopang kinerja Perseroan agar bisnis Chandra Asri Group terus tumbuh sebagai perusahaan solusi energi, kimia, dan infrastruktur terkemuka di Asia Tenggara. Apalagi saat ini Perseroan telah memperluas portofolio bisnis infrastruktur yang mencakup energi listrik, air, logistik, dan pelabuhan & penyimpanan.

Ekspansi yang dilakukan Perseroan tidak hanya untuk memperkuat fundamental bisnis, tetapi juga sebagai upaya membangun ekosistem yang kuat. Karena itu, selaras dengan komitmen Perusahaan untuk menjadi Mitra Pertumbuhan, Chandra Asri Group selalu membangun kemitraan dalam menjalankan usaha, baik dari sisi kepemilikan saham maupun joint venture. Konsep kemitraan juga diterapkan pada vendor maupun konsumen. Seluruh pemangku kepentingan itu menjadi ekosistem yang saling mendukung.

Dari sisi produksi, Chandra Asri Group selalu mengedepankan operational excellence, antara lain melalui kegiatan pemeliharaan mesin pabrik atau *Turn Around Maintenance* (TAM) yang sudah dijadwalkan pada tahun 2024. Upaya ini dilakukan agar kemampuan produksi pabrik tetap prima, sehingga dapat menghasilkan

STRATEGIES AND STRATEGIC POLICIES

Obstacles and Challenges

Chandra Asri Group's expansion into new business lines, such as energy, presents unique challenges. One of them is the alignment of vision, mission, and values within the Group. The Company created a planned integration implementation program to ensure alignment with its subsidiaries. The integration extends beyond financial consolidation to also include various operational activities and system.

On the other hand, the Company also needs to maintain the operational excellence of its core business, namely the petrochemical one. This is important in order to ensure that the operations run smoothly to generate good financial performance. Therefore, since 2024, Chandra Asri Group has been proactively formulating transformation program that focus on many aspects; from day-to-day operational communication, monitoring, abnormality management to leadership and competency management.

IMPLEMENTATION OF STRATEGY AND STRATEGIC POLICY

The implementation of Chandra Asri Group's strategic policies is designed not only for short-term objectives but also for long-term sustainability. To achieve this, the Company has undertaken several initiatives, including actively exploring expansion opportunities through partnerships.

These initiatives aim to enhance the Company's performance and growth, solidifying Chandra Asri Group's position as a leading energy, chemical, and infrastructure solutions company in Southeast Asia. Furthermore, the Company has expanded its infrastructure business portfolio to include electricity, water, logistics, and port & storage services.

The Company's expansion is not solely focused on strengthening business fundamentals, but also on building a robust and interconnected ecosystem. In line with its commitment as a Growth Partner, Chandra Asri Group consistently fosters partnerships across its operations, including equity ownerships, joint ventures, vendor collaborations, and customer engagement. Through this approach, all stakeholders contribute to and benefit from a mutually supportive ecosystem.

From an operational perspective, Chandra Asri Group prioritizes operational excellence, including through plant machine maintenance or Turn Around Maintenance (TAM) due in 2024. These efforts are essential to maintaining optimal plant production capacity and ensuring the delivery of high-quality products. Prior to the 2024 TAM

produk terbaik. Pada TAM tahun 2024, Perseroan menginformasikannya terlebih dahulu kepada *stakeholder* Perseroan, khususnya kepada para pelanggan, sebagai bentuk komunikasi aktif agar stakeholder mengetahui adanya penghentian aktivitas operasional Perseroan sementara untuk pemeliharaan.

activity, the Company actively informs its stakeholders, particularly customers, to provide advance notice regarding the temporary suspension of operations for maintenance purposes.

Mengoperasikan mesin-mesin pabrik petrokimia Perseroan yang telah beroperasi lebih dari 30 tahun tentu tidak mudah dan memiliki tantangannya tersendiri. Untuk itu, selain mengadakan TAM, Perseroan juga meluncurkan *Operational Excellence* Transformation Program di pabrik petrokimia milik Perseroan. Program ini secara khusus diluncurkan untuk mentransformasi berbagai aspek operasional, mulai dari aspek komunikasi di pabrik, monitoring, pengelolaan abnormality, hingga aspek kompetensi dan kepemimpinan. Program *Operational Excellence Transformation* diharapkan dapat menciptakan operasional pabrik yang *zero breakdown, accident, and defect* (tanpa gangguan, kecelakaan, dan cacat produk).

Operating petrochemical plants that have been in service for over 30 years presents its own set of challenges. To address this, in addition to conducting TAM, the Company has introduced the Operational Excellence Transformation Program at its petrochemical plants. This program focuses on enhancing various operational aspects, including communication within the plant, monitoring systems, abnormality management, competency development, and leadership aspects. The Operational Excellence Transformation program is expected to bring a plant operation with zero breakdown, accident, and defect.

Seiring penguatan fundamental bisnis, Chandra Asri Group terus melanjutkan proyek pertumbuhan. Sebagai bagian dari strategi hilirisasi dan rekonfigurasi Chandra Asri Perkasa, kompleks petrokimia kedua milik Perseroan, saat ini Chandra Asri Group tengah membangun pabrik Chlor Alkali–Ethylene Dichloride (CA-EDC) kelas dunia di Cilegon, Banten. Proyek senilai Rp15 triliun ini akan dikelola oleh anak usaha Perseroan, PT Chandra Asri Alkali (CAA), dengan target penyelesaian pada tahun 2027.

While strengthening its business fundamental, Chandra Asri Group still continues its growth project. As part of its downstream strategy and reconfiguration of Chandra Asri Perkasa, the Company's second petrochemical complex, currently Chandra Asri Group is constructing a world-class Chlor Alkali–Ethylene Dichloride (CA-EDC) plant in Cilegon, Banten. This Rp15 trillion project will be managed by the Company's subsidiary, PT Chandra Asri Alkali (CAA), with completion targeted for 2027.

PERAN DIREKSI DALAM PERUMUSAN STRATEGI SERTA UPAYA MEMASTIKAN IMPLEMENTASI STRATEGI

THE BOARD OF DIRECTORS' ROLE IN STRATEGY FORMULATION AND EFFORTS TO ENSURE STRATEGY IMPLEMENTATION

Dalam proses dan pengambilan keputusan di bidang perumusan strategi dan kebijakan strategis Perseroan, Direksi Chandra Asri Group memiliki peran sentral. Seluruh rencana induk strategi pengelolaan Perseroan dituangkan dalam Rencana Kerja dan Anggaran Perusahaan (RKAP). Hal ini selaras dengan Peraturan Otoritas Jasa Keuangan (OJK) No. 33/POJK.04/2014 tentang Direksi dan Dewan Komisaris Emiten atau Perusahaan Publik yang antara lain menyatakan bahwa Direksi menjalankan pengurusan sesuai dengan kebijakan yang dipandang tepat.

The Board of Directors of Chandra Asri Group plays a central role in the formulation and decision-making processes related to the Company's strategic policies. The overall master plan for the Company's management strategy is outlined in the Company's Work Plan and Budget (RKAP). This aligns with Financial Services Authority (OJK) Regulation No. 33/POJK.04/2014 concerning the Board of Directors and Board of Commissioners of Issuers or Public Companies, which states that the Board of Directors is responsible for managing the Company in accordance with appropriate policies.

Dalam proses tersebut, seluruh direktorat di organisasi Perseroan ikut terlibat, yakni sejak dalam perencanaan yang dilaksanakan bersama dengan organisasi di bawah Direksi. Selanjutnya, Direksi bersama Dewan Komisaris memutuskan strategi induk dalam RKAP untuk menjadi panduan dalam kegiatan usaha di tahun buku.

In this process, all directorates within the Company's organization are actively involved from the planning stage, working alongside various organizational units under the Board of Directors. Once the strategy is developed, the Board of Directors, in coordination with the Board of Commissioners, finalizes the RKAP, which serves as the Company's business roadmap for the fiscal year.

Setelah mendapatkan persetujuan, strategi dan kebijakan strategis tersebut implementasikan di tingkat

After obtaining approval, the strategic policies are implemented at the operational level, led by the Board of

operasional yang dipimpin oleh Direksi serta organisasi di bawahnya. Direksi juga terlibat memberikan masukan dan persetujuan. Selain itu, Direksi melakukan evaluasi terhadap implementasi strategi. Proses ini menunjukkan bahwa Direksi memiliki keterlibatan secara langsung dalam perumusan strategi perusahaan.

Untuk memastikan implementasi strategi sesuai dengan yang telah ditetapkan, Direksi melakukan rapat koordinasi secara berkala dengan organisasi pelaksana di bawahnya. Selain untuk mendapatkan informasi perkembangan pelaksanaannya, Direksi melakukan evaluasi dan rencana tindak lanjut, sehingga seluruh strategi dapat diimplementasikan dengan baik serta mencapai target yang telah ditetapkan.

PENCAPAIAN KINERJA USAHA

Di tengah kondisi pasar global yang menantang, Chandra Asri Group menyelesaikan pemeliharaan terencana (*Turnaround Maintenance*/TAM) pada kuartal III-2024. Kegiatan ini dirancang untuk meningkatkan efisiensi dan profitabilitas Perseroan dalam jangka panjang agar dapat memiliki daya saing pasar yang semakin meningkat.

Pada tahun 2024, rata-rata tingkat operasi pabrik petrokimia Perseroan mencapai 61%, turun dibandingkan tahun sebelumnya yang sebesar 81% yang dipengaruhi oleh adanya *Turnaround Maintenance*.

Di bidang keuangan, Chandra Asri Group terus berupaya menjaga *liquidity pool* agar terus kuat hingga pada akhir 2024 jumlahnya mencapai US$2,4 miliar. Dari jumlah itu, dalam bentuk kas dan setara kas adalah sebesar US$1,4 miliar, *marketable securities* sebesar US$0,8 miliar, dan *available committed revolving credit facilities* sekitar US$0,2 miliar.

Perseroan membukukan pendapatan US$1.785 juta, turun 17,4% dibandingkan tahun 2023 yang sebesar US$2.160 juta. Kinerja ini dipengaruhi oleh menurunnya volume penjualan dan harga jual akibat *Turnaround Maintenance*.

Sementara EBITDA di tahun 2024 mencapai US$76 juta, menurun 41% dibandingkan tahun 2023 yang sebesar US$130 juta. Kinerja ini terutama disebabkan oleh berkurangnya laba kotor akibat pelaksanaan TAM. Meskipun ini berdampak pada kapasitas operasional jangka pendek, inisiatif ini diharapkan dapat meningkatkan efisiensi dan profitabilitas Perusahaan ke depan.

Perseroan mencatatkan rugi bersih setelah pajak sebesar US$57 juta pada tahun buku ini dibandingkan dengan US$31,5 juta pada tahun 2023.

Directors and its supporting organizations. The Board of Directors is actively involved in providing input, granting approvals. Additionally, the Board of Directors conducts regular evaluations to ensure the effectiveness of the strategy's implementation, demonstrating its direct involvement in shaping and executing the Company's strategic direction.

To ensure that all strategies are implemented as planned, the Board of Directors holds regular coordination meetings with the operational teams. These meetings provide updates on implementation progress, allow for evaluations, and follow-up plans to ensure that all strategies are effectively executed to achieve the Company's targets.

BUSINESS PERFORMANCE ACHIEVEMENT

Amid challenging global market conditions, Chandra Asri Group successfully completed its planned Turnaround Maintenance (TAM) in the third quarter of 2024. This initiative was undertaken to enhance the Company's long-term efficiency and profitability, strengthening its market competitiveness.

Throughout 2024, the Company's average plant operating rate reached 61%, down compared to 81% in the previous year as a result of TAM.

In the financial sector, Chandra Asri Group remained focused on maintaining a strong liquidity position. By the end of 2024, the Company's total liquidity pool reached US$2.4 billion, comprising of US$1.4 billion in cash and cash equivalents, US$0.8 billion in marketable securities, and US$0.2 billion in committed revolving credit facilities.

The Company recorded total revenue of US$1,785 million, reflecting a 17.4% decrease compared to 2023, when revenue stood at US$2,160 million. This performance was influenced by decrease in sales volume and selling prices due to Turnaround Maintenance.

Meanwhile, EBITDA in 2024 reached US$76 million, reflecting a 41% decrease compared to 2023, when EBITDA stood at US$130 million. This change was due to reduced gross profit resulting from the Company's ongoing TAM. Although this impacted short-term operational capacity, the initiative is expected to enhance the Company's efficiency and profitability moving forward.

The Company recorded net loss after tax of US$57 million in this financial year, compared to US$31.5 million in 2023.

PROSPEK USAHA PERUSAHAAN

Dana Moneter Internasional atau International Monetary Fund (IMF) dalam laporannya "*World Economic Outlook*" edisi Oktober 2024 memproyeksikan bahwa ekonomi global pada tahun 2025 akan tumbuh sekitar 3,2%, sama dengan perkiraan untuk tahun 2024. Kinerja tersebut lebih rendah dari tahun 2023 yang 3,3%.

Dalam laporannya, IMF juga mengingatkan harga komoditas seperti minyak mentah masih berpotensi terus naik, mengingat masih tingginya tensi konflik di Timur Tengah. Namun pada saat bersamaan, lembaga tersebut memperkirakan harga komoditas pangan akan menurun, karena kelebihan pasokan.

Pandangan serupa juga disampaikan pemerintah Indonesia melalui "Nota Keuangan beserta Rancangan Anggaran Pendapatan dan Belanja Negara Tahun Anggaran 2025". Dalam dokumen tersebut diuraikan, stagnasi pertumbuhan ekonomi global terutama dipicu oleh masih tingginya tingkat suku bunga global, ketidakpastian geopolitik, serta meningkatnya kebijakan restriksi perdagangan dan investasi internasional.

Secara umum, seperti tertulis dalam Nota Keuangan, pasar negara berkembang memiliki prospek untuk pertumbuhan ekonomi yang lebih kuat jika dibandingkan dengan negara maju. Meskipun demikian, faktor eksternal akan sangat memengaruhi perekonomian negara berkembang yang mengandalkan investasi dan perdagangan sebagai mesin pertumbuhan ekonomi utamanya.

Di tengah situasi yang masih dinamis tersebut, Chandra Asri Group berpandangan bahwa untuk industri kimia yang masih menjadi bisnis inti Perseroan tetap memiliki prospek yang bagus. Terutama untuk permintaan di dalam negeri yang sangat besar. Hal ini merupakan peluang bagi Perseroan. Perseroan tetap pada komitmennya untuk pembangunan Pabrik Chlor-Alkali dan Ethylene Dichloride yang memasuki fase konstruksi di tahun 2025 ini. Pabrik yang akan dioperasikan oleh anak usaha Perseroan, PT Chandra Asri Alkali (CAA), ini diharapkan dapat memberikan dampak positif bagi kinerja Perusahaan serta mendukung sektor perekonomian nasional.

Diversifikasi lini bisnis Chandra Asri Group juga terus berkembang. Saat ini tidak hanya fokus di sektor kimia, tetapi juga energi dan infrastruktur. Kondisi ini membuat daya tahan Perseroan semakin kuat, sekaligus membuka peluang untuk terus meningkat.

COMPANY'S BUSINESS PROSPECTS

According to the International Monetary Fund (IMF) in its October 2024 edition of the World Economic Outlook report, the global economy is projected to grow by around 3.2% in 2025, matching the estimate for 2024. This figure is slightly lower than the growth recorded in 2023, which stood at 3.3%.

The report also highlights that commodity prices, particularly crude oil, may continue to rise due to ongoing geopolitical tensions in the Middle East. However, at the same time, the IMF forecasts a decline in food commodity prices due to an oversupply in the market.

A similar outlook was presented by the Indonesian government in the Financial Note and Draft State Budget for Fiscal Year 2025. The document attributes the stagnation in global economic growth to persistently high global interest rates, geopolitical uncertainties, and increasing trade and investment restrictions.

In general, as stated in the Financial Note, emerging markets are expected to have stronger economic growth prospects compared to developed countries. However, external factors will significantly impact the economies of developing countries, especially those that rely heavily on investment and trade as key drivers of growth.

Amid these economic uncertainties, Chandra Asri Group remains optimistic about the chemical industry, which continues to be the Company's core business. Domestic demand for chemicals remains strong, presenting a significant growth opportunity for the Company. The Company remains committed to the construction of the Chlor-Alkali and Ethylene Dichloride Plant which will enter the construction phase in 2025. The Chlor-Alkali and Ethylene Dichloride (EDC) Plant, to be operated by the Company's subsidiary PT Chandra Asri Alkali (CAA), is expected to have a positive impact on Chandra Asri Group's future performance and support the national economic sector.

Furthermore, Chandra Asri Group's business diversification continues to expand. The Company is no longer solely focused on the chemical sector but has also ventured into energy and infrastructure. This diversification strengthens the Company's resilience while creating new opportunities for sustainable growth.

PENERAPAN TATA KELOLA PERUSAHAAN

Chandra Asri Group telah menerapkan tata kelola perusahaan yang baik atau *Good Corporate Governance* (GCG) dalam segala aktivitas operasional Perseroan secara berkelanjutan. Penerapan GCG tersebut senantiasa dievaluasi agar Perseroan dapat mengadopsi perkembangan regulasi maupun praktik terbaik di industri.

Seiring dengan perkembangan bisnis Perseroan yang dilakukan melalui ekspansi, baik berupa akuisisi maupun kerja sama, Perseroan memiliki kepentingan untuk menngimplementasikan Kode Etik yang telah berlaku di Chandra Asri Group dapat di entitas bisnis yang kemudian bergabung dalam struktur usaha Perseroan. Pada intinya, yang telah berlaku di Perseroan menjadi fondasi untuk diterapkan di seluruh kelompok usaha.

Sebagai implementasi dari peraturan perundang-undangan yang berlaku serta praktik terbaik di industri, Perseroan telah memiliki nilai dan budaya organisasi yang tercantum dalam iSTAR: integritas (*integrity*); keselamatan (*safety*); kerja sama (*teamwork*); memikul tanggung jawab (*accountability*); dan menghargai (*respect*). Nilai-nilai inilah yang terutama menjiwai penerapan GCG di lingkungan Perseroan, bersama dengan kode etik yang berlaku bagi seluruh organisasi.

Dari sisi regulasi, penerapan prinsip GCG di lingkungan Chandra Asri Group, antara lain mengacu pada Peraturan Otoritas Jasa Keuangan (POJK) No. 21/POJK.04/2015 tentang Penerapan Pedoman Tata Kelola Perusahaan Terbuka maupun Surat Edaran OJK No. 32/SEOJK.04/2015 tentang Pedoman Tata Kelola Perusahaan Terbuka.

Selain itu, Perseroan juga mengacu pada standar yang dikeluarkan oleh Komite Nasional Kebijakan Governansi (KNKG) seperti tertuang dalam Pedoman Umum Governansi Korporat (PUGKI) 2021. Dalam ketentuan tersebut, ada 4 (empat) pilar tata kelola atau governansi korporat yang mencakup: (1) perilaku beretika; (2) akuntabilitas; (3) transparansi; dan (4) keberlanjutan.

Prinsip penerapan GCG yang ditetapkan oleh PUGKI terdiri atas 8 (delapan) prinsip yang terbagi dalam 3 (tiga) kelompok: (1) prinsip-prinsip yang mengatur organ-organ penyelenggara governansi korporat, dan (2) prinsip-prinsip yang mengatur proses dan keluaran yang dihasilkan oleh organ-organ di atas, (3) kelompok prinsip yang mengatur penerima manfaat dari pelaksanaan governansi korporat.

IMPLEMENTATION OF CORPORATE GOVERNANCE

Chandra Asri Group has consistently implemented good corporate governance (GCG) across all its operational activities. The implementation of GCG is continuously evaluated and refined to ensure that the Company remains aligned with regulatory developments and industry best practices.

As the Company continues to expand its business through acquisitions and strategic partnerships, it remains committed to ensuring that its Code of Conduct is effectively integrated into all newly acquired business entities. The core governance principles that have long been established within Chandra Asri Group serve as the foundation for corporate governance across all its business units.

As an implementation of applicable laws, regulations, and industry best practices, the Company upholds strong organizational values and a corporate culture through iSTAR, which includes: integrity; safety; teamwork; accountability; respect. These values serve as the primary guiding principles for the implementation of GCG, reinforcing the Company's Code of Conduct, which applies to the entire organization.

In terms of regulation, the implementation of GCG principles within Chandra Asri Group is guided by Financial Services Authority Regulation (OJK) No. 21/POJK.04/2015 concerning the Implementation of Guidelines for Public Company Governance and OJK Circular Letter No. 32/SEOJK.04/2015 concerning Guidelines for Public Company Governance.

Additionally, the Company adheres to governance standards issued by the National Committee for Governance Policy (KNKG) as outlined in the 2021 General Guidelines for Corporate Governance (PUGKI). In these provisions, there are 4 (four) pillars of corporate governance which include: (1) ethical behavior; (2) accountability; (3) transparency; and (4) sustainability.

The PUGKI governance framework further defines 8 (eight) corporate governance principles, categorized into three key groups: (1) principles that regulate the organs that organize corporate governance; (2) principles that regulate the processes and outputs produced by the above organs; (3) groups of principles that regulate the beneficiaries of the implementation of corporate governance.

KOMITMEN KEBERLANJUTAN

Di bidang keberlanjutan, Perseroan telah menetapkan Kerangka Kerja Keberlanjutan sebagai upaya mitigasi terhadap risiko serta menangkap peluang dari megatrend global di bidang lingkungan, perubahan iklim dan kelangkaan sumber daya. Kerangka kerja tersebut juga sebagai upaya mengatasi tantangan maupun bagian dari inisiatif menyerap aspirasi para pemangku kepentingan.

Kebijakan tersebut merupakan wujud dari komitmen Perseroan untuk meminimalisir dampak operasional terhadap lingkungan, mengurangi jejak karbon, serta mempertahankan pengelolaan limbah di seluruh rantai pasok. Inisiatif dalam mengurangi emisi karbon, antara lain dilakukan melalui investasi di bidang teknologi.

Pada tahun 2024, Chandra Asri Group berhasil merampungkan pembangunan jalan dengan menggunakan campuran sampah plastik bernilai rendah sepanjang 50,2 kilometer (km) di Kabupaten Garut, yang dikerjakan bersama pemangku kepentingan setempat. Kegiatan ini direalisasikan atas kerja sama dengan Yayasan Bakti Barito dan Pemerintah Kabupaten Garut.

Total gelaran aspal plastik yang telah diimplementasikan oleh Chandra Asri bersama para mitra di seluruh Indonesia telah mencapai 120,8 km; melampaui target awal yang semula dicanangkan yaitu 100 km. Kegiatan aspal plastik ini telah dijalankan sejak 2018 hingga 2023 dan berhasil mengelola hingga 431,5 ton sampah plastik dari Tempat Pembuangan Akhir (TPA).

Komitmen dan berbagai inisiatif di bidang keberlanjutan yang dijalankan sepanjang tahun 2024 tersebut telah berhasil meningkatkan peringkat ESG (*Environmental, Social*, dan *Governance*) Perseroan dari lembaga internasional MSCI dan *Morningstar Sustainalytics* secara signifikan. Peningkatan ini memperkuat posisi perusahaan dengan skor rating ESG MSCI di peringkat BBB. Sementara perbaikan pada ESG *Risk Rating* dari *Morningstar Sustainalytics* melalui penurunan skor risiko dari 16,6 menjadi 16,3.

SUSTAINABILITY COMMITMENT

In its commitment to sustainability, Chandra Asri Group has established a Sustainability Framework to mitigate risks and seize opportunities arising from global megatrends, including environmental concerns, climate change, and resource scarcity. This framework also serves as a strategy to address challenges while integrating stakeholder aspirations into the Company's sustainability initiatives.

This policy reflects the Company's dedication to minimizing the environmental impact of its operations, reducing its carbon footprint, and maintaining zero waste management throughout its supply chain. As part of its carbon reduction initiatives, the Company has invested in advanced technology.

One of the Company's key sustainability projects was the successful construction of plastic asphalt roads using low-value plastic waste. In 2024, Chandra Asri Group, in collaboration with local stakeholders, completed 50.2 kilometers of plastic asphalt road construction in Garut Regency, in partnership with the Bakti Barito Foundation and the Garut Regency Government.

Since the project's launch in 2018, Chandra Asri Group and its partners have expanded the initiative nationwide, achieving a total of 120.8 kilometers of plastic asphalt roads exceeding the initial target of 100 kilometers. This initiative has successfully managed 431.5 tons of plastic waste from final disposal sites (TPA) between 2018 and 2023.

The Company's strong commitment to sustainability and various ESG-focused initiatives throughout 2024 have significantly improved its ESG (Environmental, Social, and Governance) ratings from international rating agencies MSCI and Morningstar Sustainalytics. These improvements have reinforced the Company's sustainability leadership, with its MSCI ESG rating rising to BBB. Additionally, Morningstar Sustainalytics' ESG Risk Rating improved as the risk score decreased from 16.6 to 16.3.

PERUBAHAN KOMPOSISI DIREKSI DAN ALASAN PERUBAHAN

Pada tahun buku 2024, terjadi perubahan anggota Direksi, yang ditetapkan melalui Rapat Umum Pemegang Saham Luar Biasa yang diselenggarakan pada 23 Oktober 2024. Alasan terjadinya perubahan, karena mundurnya Prapote Stianpapong sebagai Direktur.

CHANGES IN THE COMPOSITION OF THE BOARD OF DIRECTORS AND REASONS FOR THE CHANGES

In the 2024 financial year, there was a change in the composition of the Board of Directors, as determined during the Extraordinary General Meeting of Shareholders (EGMS) held on October 23, 2024. This change followed the resignation of Prapote Stianpapong from his position as Director.

Perseroan mengucapkan terima kasih atas jasa-jasa yang telah diberikan selama masa jabatannya. Perseroan juga telah memberikan pelunasan dan pembebasan tanggung jawab sepenuhnya ("*Volledig Acquit et de Charge*") atas tindakan kepengurusan yang telah dijalankan.

RUPS Luar Biasa juga telah memutuskan untuk mengangkat Jirathpol Sunsap sebagai Direktur Perseroan yang baru. Perubahan komposisi diuraikan lebih rinci pada bagian "Profil Direksi" yang terdapat dalam bab "Profil Perusahaan" pada laporan tahunan ini.

The Company expresses its gratitude for his contributions and dedication during his tenure. The Company has granted full release and discharge of responsibility ("Volledig Acquit et de Charge") for the management actions he undertook during his service.

During the Extraordinary GMS, the Company also appointed Jirathpol Sunsap as the new Director. Further details on these changes can be found in the "Board of Directors Profile" section within the "Company Profile" chapter of this annual report.

APRESIASI

Direksi menyampaikan penghargaan dan terima kasih kepada Dewan Komisaris dan Pemegang Saham, Pemangku Kepentingan, serta Regulator atas kepercayaan dan dukungannya sehingga seluruh rencana strategis Perseroan berjalan dengan baik. Para pemangku kepentingan tersebut juga telah memberikan bimbingan yang sangat mendukung bagi Direksi dalam melaksanakan tugasnya di bidang pengelolaan perusahaan.

Direksi juga menyampaikan apresiasi yang tinggi kepada seluruh karyawan atas kontribusinya yang positif bagi perkembangan usaha Chandra Asri Group. Seluruh karyawan merupakan mitra penting Perseroan dalam mewujudkan pencapaian target usaha, baik dalam jangka pendek, menengah, maupun panjang.

Direksi juga menyampaikan apresiasi yang mendalam kepada para pemangku kepentingan lain, seperti vendor, mitra perbankan, maupun masyarakat. Dukungan mereka sangat berarti bagi perkembangan usaha Perseroan.

Direksi akan berupaya untuk terus menciptakan pertumbuhan yang berkelanjutan bersama para pemangku kepentingan. Dengan demikian, Chandra Asri Group dapat memberikan manfaat maksimal kepada pemegang saham, masyarakat, serta negara.

APPRECIATION

The Board of Directors extends its deepest appreciation and gratitude to the Board of Commissioners, Shareholders, Stakeholders, and Regulators for their trust and continuous support, which have enabled the successful execution of the Company's strategic plans. Their guidance has been invaluable in assisting the Board of Directors in fulfilling its responsibilities in corporate management.

The Board of Directors also wishes to express its highest appreciation to all employees for their commitment and contributions to the growth of Chandra Asri Group. Employees are key partners in achieving the Company's business targets in the short, medium, and long term.

Furthermore, the Board of Directors expresses its sincere gratitude to other stakeholders, including vendors, banking partners, and the community, whose support and collaboration have played a crucial role in the Company's continued development.

Moving forward, the Board of Directors remains committed to driving sustainable growth alongside all stakeholders, ensuring that Chandra Asri Group delivers maximum value to its shareholders, the community, and the nation.

Atas Nama Direksi PT Chandra Asri Pacific Tbk
On Behalf of the Board of Directors of PT Chandra Asri Pacific Tbk

Jakarta, April 2025
Jakarta, April 2025



ERWIN CIPUTRA
Presiden Direktur
President Director

Chandra Asri





03

PROFIL PERUSAHAAN

Company Profile

IDENTITAS PERUSAHAAN
CORPORATE IDENTITY

Nama Perusahaan Company Name	PT Chandra Asri Pacific Tbk
Tanggal Pendirian Date of Establishment	2 November 1984 2 November 1984
Kegiatan Usaha Utama Main Business Activity	Petrokimia Petrochemical
Dasar Hukum Pendirian Legal Basis of Establishment	Akta No. 40 tanggal 2 November 1984 yang dibuat di hadapan Notaris Ridwan Suselo yang diperbaiki dengan Akta No. 117 tanggal 7 November 1987 yang dibuat di hadapan Notaris John Leonard Waworuntu dan telah disahkan oleh Menteri Kehakiman Republik Indonesia melalui Surat Keputusan No. C2.1786. HT.01.01-Th'88 tanggal 29 Februari 1988. Deed No. 40, dated 2 November 1984, which was drawn up before Notary Ridwan Suselo. This Deed was revised under Deed No. 117, dated 7 November 1987, which itself was drawn up before Notary John Leonard Waworuntu, and has been approved by the Minister of Justice of the Republic of Indonesia through Decree No. C2.1786.HT.01.01-Th'88, dated 29 February 1988.
Tanggal Pencatatan Saham Share Listing Date	24 Juni 1996 (*Relisting* 22 Mei 2008) 24 June 1996 (Relisted on 22 May 2008)
Bursa Pencatatan Saham Stock Exchange	Bursa Efek Indonesia Indonesia Stock Exchange
Modal Dasar Authorized Capital	Rp12.264.785.664.000,00 Rp12,264,785,664,000.00
Modal Ditempatkan dan Disetor Penuh Issued and Paid Up Capital	Rp4.325.577.254.600,00 Rp4,325,577,254,600.00
Kode Saham Ticker Code	TPIA
Jumlah Karyawan Total Employees	2.384 orang 2,384 employees
Alamat Address	Wisma Barito Pacific Tower A Lantai 7 | 7th Floor Jl. Let. Jend. S Parman Kav. 62-63 Jakarta 11410, Indonesia
Telepon | Telephone	(62-21) 530 7950
Faksimili | Fax	(62-21) 530 8930
Mail | Email	corporatesecretary@capcx.com
Situs Web | Website	www.chandra-asri.com

RIWAYAT SINGKAT PERUSAHAAN

BRIEF COMPANY HISTORY



Perjalanan bisnis PT Chandra Asri Pacific Tbk ("Chandra Asri Group", "Perseroan") sebagai perusahaan solusi energi, kimia, dan infrastruktur berawal pada 1 Januari 2011 dengan adanya penggabungan usaha (merger) PT Tri Polyta Indonesia Tbk (TPI) dengan PT Chandra Asri (CA). TPI, yang merupakan *surviving company* adalah penghasil Polypropylene terbesar di Indonesia yang didirikan pada tahun 1984 dan mulai beroperasi secara komersial sejak tahun 1992. Sedangkan CA merupakan produsen Olefins dan Polyethylene yang didirikan pada tahun 1989. Sejak itu, Perseroan menjalankan bisnis sebagai produsen domestik tunggal di Indonesia untuk Ethylene, Styrene Monomer, dan Butadiene.

PT Chandra Asri Pacific Tbk (hereinafter referred to as "Chandra Asri Group" or the "Company") began its business journey as an energy, chemical, and infrastructure solutions company with the merger of PT Tri Polyta Indonesia Tbk ("TPI") and PT Chandra Asri ("CA") on 1 January 2011. TPI, the surviving company, was Indonesia's largest Polypropylene producer. It was founded in 1984 and began commercial operations in 1992. Meanwhile, CA was an Olefins and Polyethylene producer founded in 1989. Since then, the Company has operated as Indonesia's sole domestic producer for Ethylene, Styrene Monomer, and Butadiene.

Saat ini, bisnis petrokimia Chandra Asri Group mengoperasikan pabrik Polypropylene dengan kapasitas paling besar di Indonesia, yaitu 590 kilo ton per tahun (KTA) dengan margin yang stabil serta pabrik Polyethylene terbesar dengan kapasitas 736 KTA. Kemampuan ini menjadikan Perseroan sebagai produsen Polypropylene serta Polyethylene terbesar di Indonesia. Pabrik petrokimia itu dibangun di lokasi yang strategis di Ciwandan, Cilegon, Provinsi Banten, serta dilengkapi teknologi mutakhir dan fasilitas penunjang lengkap.

Kompleks pabrik petrokimia dilengkapi jaringan pipa sepanjang 45 kilometer yang memungkinkan Perseroan untuk secara efisien berhubungan langsung dengan beberapa pelanggan utama. Sementara pabrik petrokimia yang memproduksi Styrene Monomer berlokasi di Desa Mangunreja, Pulo Ampel, Serang terdiri atas dua *train* yang dapat memproduksi Styrene Monomer. Fasilitas lain yang dimiliki Perseroan adalah tiga *train* yang dapat memproduksi Linear Low Density Polyethylene dan High Density Polyethylene, serta tiga *train* untuk memproduksi beragam Polypropylene.

Perseroan juga memiliki pembangkit listrik untuk kompleks pabrik petrokimia dengan kapasitas yang melebihi kebutuhan produksi normal. Energi tersebut menjadi sumber cadangan listrik untuk menyokong sumber listrik utama dari PT Perusahaan Listrik Negara (PLN). Hal ini bertujuan untuk menjaga kelancaran dan efisiensi produksi.

Sistem kerja petrokimia Perseroan juga dilengkapi dengan fasilitas utama yang berkualitas prima, khususnya tangki penyimpanan dan *jetty*. Fasilitas infrastruktur yang terintegrasi dengan kompleks pabrik juga telah tersedia seperti fasilitas desalinasi dan pengolahan air murni yang diperlukan dalam sirkulasi sistem pendinginan, serta pergudangan dan perangkat penanggulangan kebakaran.

Seluruh pabrik petrokimia Perseroan dan fasilitas pendukungnya dikelola dengan baik, disertai dengan pengembangan kapasitas dan mutu produk. Pengembangan kapasitas terutama dilakukan dengan meningkatkan kapasitas fasilitas Naphtha Cracker hingga mencapai 4 juta ton pada tahun 2019. Peningkatan ini menjadikan fasilitas Naphtha Cracker Perseroan setara dengan ukuran skala dunia.

Selain itu, peningkatan kapasitas juga dilakukan pada pabrik Butadiene, dari 100 KTA menjadi 137 KTA pada tahun 2018. Sedangkan pabrik Polyethylene baru dengan kapasitas 400 KTA menambah total kapasitas Polyethylene menjadi 736 KTA dan telah selesai dibangun di tahun 2019.

Chandra Asri Group's petrochemical business currently operates Indonesia's largest-capacity Polypropylene plant that produces 590 kilo tons per year (KTA) with a stable margin. It also operates the nation's leading Polyethylene plant with a capacity of 736 KTA. These capabilities position the Company as Indonesia's biggest Polypropylene and Polyethylene producer. The Company's petrochemical plant is built in a strategic location at Ciwandan, Cilegon, Banten Province, and is equipped with the state-of-the-art technology and completed supporting facilities.

The petrochemical plant complex is equipped with a 45-kilometer pipeline network that enabling the Company to efficiently connect directly with several major customers. Meanwhile, the Company's petrochemical Styrene Monomer plant, located in Mangunreja Village at Pulo Ampel subdistrict in Serang, consists of two trains that can produce Styrene Monomer. Other facilities owned by the Company are three trains that can produce Linear Low Density Polyethylene and High Density Polyethylene, as well as three trains for producing various forms of Polypropylene.

The Company also has a power plant for its petrochemical plant complex with a capacity that exceeds normal production needs. This energy serves as a backup electricity source to support its main source of electricity from PT Perusahaan Listrik Negara ("PLN"). This aims to ensure that production runs smoothly and efficiently.

The Company's petrochemical work system also comes equipped with prime quality main facilities, especially when it comes to its storage tanks and jetties. It also has infrastructure facilities integrated with its plant complex. These facilities include desalination and pure water treatment facilities needed in the circulation of its cooling system, as well as warehousing and fire fighting equipment.

All of the Company's petrochemical plants and their supporting facilities are well managed, accompanied by constant efforts to further add more to capacity and product quality. Capacity development was mainly done by increasing the capacity of the Company's Naphtha Cracker facility to reach 4 million tons in 2019. This boost resulted in the Company's Naphtha Cracker facility becoming comparable to world-scale standards.

In addition, the Company increased its capacity of its Butadiene plant in 2018, from 100 KTA to 137 KTA. Meanwhile, the Company's newer Polyethylene plant went from a capacity of 400 KTA to 736 KTA and have been fully constructed in 2019.

Pada 2007, Perseroan memiliki entitas anak pertama, yaitu PT Styrindo Mono Indonesia (SMI) melalui proses akuisisi saham. SMI adalah satu-satunya produsen Styrene Monomer di Indonesia yang melayani pasar domestik dan pasar ekspor regional. SMI memiliki Entitas Anak, yaitu PT Redeco Petrolin Utama (RPU) yang menyediakan layanan penyewaan tangki perantara dan jasa manajemen *jetty* untuk produk-produk kimia. RPU juga menangani produk minyak olahan untuk perusahaan-perusahaan minyak lokal dan internasional.

In 2007, the Company acquired its first subsidiary, PT Styrindo Mono Indonesia ("SMI"), through a share acquisition process. SMI is the only Styrene Monomer producer in Indonesia serving domestic and regional export markets. SMI also has its own subsidiary, PT Redeco Petrolin Utama ("RPU"), which provides intermediate tank rental services and jetty management services for chemical products. RPU also handles refined oil products for local and international oil companies.

Pada tahun 2009, Perseroan mendirikan Entitas Anak lainnya, yaitu Chandra Asri Trading Company Pte. Ltd., (dahulu bernama Altus Capital Pte. Ltd.) untuk memenuhi kebutuhan pendanaan. Selanjutnya, pada tahun 2011 Perseroan mendirikan PT Petrokimia Butadiene Indonesia (PBI) yang mengoperasikan satu-satunya pabrik Butadiene di Indonesia.

In 2009, the Company established another subsidiary, Chandra Asri Trading Company Pte. Ltd. (formerly known as Altus Capital Pte. Ltd.), to meet its funding needs. Later in 2011, the Company established PT Petrokimia Butadiene Indonesia ("PBI"), which operates Indonesia's only Butadiene plant.

Agar terus berkembang dan beradaptasi memenuhi kebutuhan pasar nasional dan global, Perseroan bertransformasi menjadi entitas yang lebih besar. Salah satu upayanya melalui penggabungan usaha (merger) Entitas Anak dengan Perseroan. Pada 1 Januari 2020, PBI resmi merger dengan Perseroan, diikuti oleh SMI pada 1 Januari 2021. Merger ini mengintegrasikan proses produksi secara keseluruhan, membuat pemetaan produk yang lebih baik, serta meningkatkan sinergi pengadaan dan akuntansi. Hal ini diharapkan dapat meningkatkan kinerja operasional yang akan menciptakan perusahaan yang lebih sinergis, kuat, dan lebih efisien.

In order to continue growing and adapting to meet the needs of its national and global markets, the Company saw the need to transform into a larger entity. Towards this end, the Company merged with its subsidiaries. On 1 January 2020, the Company officially merged with PBI, followed by a merger with SMI on 1 January 2021. This merger served to integrate the overall production process in a way that resulting in better product mapping and improved procurement and accounting synergies. This move was designed to improve operational performance and create a stronger and more synergistic and efficient company.

Melanjutkan ekspansinya, pada tahun 2013 Perseroan bersinergi dengan produsen ban multinasional Compagnie Michelin Financiere SA dan mendirikan PT Synthetic Rubber Indonesia (SRI) yang memproduksi bahan baku untuk ban kendaraan ramah lingkungan. SRI mulai beroperasi secara efektif sejak Agustus 2018, setelah selesai membangun pabrik karet sintetis.

The Company's expansion efforts continued in 2013. It was then that the Company partnered with multinational tire manufacturer Compagnie Michelin Financiere SA and established PT Synthetic Rubber Indonesia ("SRI"), which produces raw materials for environmental friendly vehicle tires. SRI has been operating effectively since August 2018, after completing the construction of its synthetic rubber plant.

Pada tahun 2020, Perseroan mulai mengoperasikan Pabrik Methyl Tert-butyl Ether dan Butene-1 yang pertama kali hadir di Indonesia. Kedua pabrik ini juga merupakan pabrik pertama di Indonesia yang menggunakan *Lummus Technology*, salah satu teknologi pengolahan pabrik petrokimia paling mutakhir di dunia. Selain itu Perseroan juga memulai pengoperasian *Enclosed Ground Flare* (EGF), teknologi suar tanpa asap dengan total investasi US$14 juta. EGF ini mampu membakar 220 ton hidrokarbon per jam tanpa menyebabkan panas dan kebisingan.

In 2020, the Company began operating Methyl Tert-butyl Ether and Butene-1 plant. These plants were the first of their kind in Indonesia. These two plants were also the first in Indonesia to use Lummus Technology, which is one of the world's most advanced petrochemical plant processing technologies. In addition, the Company has also began using Enclosed Ground Flare (EGF), a smokeless flare technology with a total investment of US$14 million. The EGF is capable of burning 220 tons of hydrocarbons per hour without producing heat or noise.

Perseroan berkomitmen untuk melayani permintaan produk petrokimia dalam negeri dengan lebih baik serta berupaya meringankan beban impor negara dengan melakukan ekspansi bisnis untuk menawarkan produk dan layanan yang lebih holistik. Dengan terus melakukan ekspansi, Chandra Asri Group tidak hanya bertekad untuk berkembang sebagai perusahaan petrokimia yang terintegrasi di Indonesia, tetapi juga sebagai perusahaan kimia.

The Company is committed to better serving its domestic petrochemical product demand and has always worked to ease the country's import burden. One such effort towards this end was through business expansion to offer more holistic products and services. By continuing to expand, Chandra Asri Group is not only working to develop as an integrated petrochemical company in Indonesia, but also as a chemical company.

Pada tahun 2022, Perseroan melakukan proses akuisisi atas 2 (dua) anak usaha milik PT Krakatau Sarana Infrastruktur ("PT KSI"), yaitu PT Krakatau Daya Listrik ("PT KDL") (kini telah berganti nama menjadi PT Krakatau Chandra Energi, "PT KCE") dan PT Krakatau Tirta Industri ("PT KTI"). Proses akuisisi tersebut tuntas dilakukan pada tahun 2023, dengan ditandatanganinya penutupan transaksi atas *Conditional Shares and Purchase Agreement* (CSPA) pada 27 Februari 2023.

In 2022, the Company acquired 2 (two) subsidiaries from PT Krakatau Sarana Infrastruktur ("PT KSI"), specifically, PT Krakatau Daya Listrik ("PT KDL") (now renamed to PT Krakatau Chandra Energi or "PT KCE") and PT Krakatau Tirta Industri ("PT KTI"). The acquisition process was completed in 2023, with the signing of the closing transaction for the Conditional Shares and Purchase Agreement (CSPA) being done on 27 February 2023.

Akuisisi ini dilakukan karena Perseroan melihat adanya peluang sinergis dengan kedua perusahaan baru tersebut serta untuk meningkatkan pendapatan dan mengoptimalkan pemanfaatan aset maupun operasionalnya. Akuisisi juga sejalan dengan rencana jangka panjang Perseroan terkait pengembangan kompleks petrokimia berskala global yang kedua, Chandra Asri Perkasa (CAP2), yang saat ini direkonfigurasi karena mempertimbangkan kondisi pasar.

This acquisition was carried out because the Company saw a synergistic opportunity for increasing revenue and optimizing the utilization of assets and operations with these two new companies. The acquisition is also in line with the Company's long-term plan regarding the development of a second world-scale petrochemical complex, Chandra Asri Perkasa (CAP2), which is currently being reconfigured due to market conditions.

Pada tahun 2024, Perseroan melakukan penandatanganan akta pemisahan unit usaha pelabuhan, dermaga, fasilitas penyimpanan, dan fasilitas pendukungnya kepada PT Chandra Pelabuhan Nusantara ("PT CPN"). Perseroan juga mengoperaikan armada kapal melalui anak usahanya, yaitu PT Chandra Shipping International ("PT CSI") dan PT Marina Indah Maritim ("PT MIM").

In 2024, the Company signed a deed of separation for its port, jetty, storage facility, and supporting facility business units to PT Chandra Pelabuhan Nusantara ("PT CPN"). The Company also operates vessel fleets through its subsidiaries, PT Chandra Shipping International ("PT CSI") and PT Marina Indah Maritim ("PT MIM").

Aksi korporasi tersebut menandai ekspansi Perseroan ke bisnis infrastruktur, khususnya di kategori energi listrik, air, logistik, serta kepelabuhanan & penyimpanan.

These corporate actions marked the Company's expansion into the infrastructure business, especially in the electricity, water, logistics, and port & storage categories.

Dalam memperkuat diversifikasi portofolio bisnisnya, Chandra Asri Group memulai memasuki lini bisnis energi. Bersama dengan Glencore plc ("Glencore"), salah satu perusahaan sumber daya alam terkemuka di dunia, Perseroan mengakuisisi saham Shell Singapore Pte. Ltd. (SSPL) di Shell Energy and Chemicals Park (SECP) (kini menjadi Aster Chemicals and Energy Pte. Ltd. (Aster)), di Singapura.

In strengthening the Company's business diversification portfolio, Chandra Asri Group initiates its energy business line. Together with Glencore plc ("Glencore"), one of the world's leading natural resources companies, the Company acquired all of Shell Singapore Pte. Ltd.'s (SSPL) interest in the Shell Energy and Chemicals Park (SECP) (now known as Aster Chemicals and Energy Pte. Ltd. (Aster)) in Singapore.

Dengan demikian, Chandra Asri Group berkembang menjadi perusahaan solusi energi, kimia, dan infrastruktur. Upaya ini diharapkan dapat memperkuat fondasi Perseroan dalam mempertahankan kepemimpinan di peta persaingan serta lebih penting lagi, berkontribusi pada pertumbuhan ekonomi Indonesia.

As a result, Chandra Asri Group has developed into an energy, chemical, and infrastructure solutions company. This effort was designed to strengthen the Company's foundation in maintaining its competitive leadership and, more importantly, to contribute to Indonesia's economic growth.

INFORMASI PERUBAHAN NAMA

NAME CHANGE INFORMATION



PT Chandra Asri Pacific Tbk pada awalnya bernama PT Tri Polyta Indonesia Tbk ("TPI"). Perseroan mengalami perubahan nama menjadi PT Chandra Asri Petrochemical Tbk akibat dari penggabungan usaha (merger) dengan PT Chandra Asri ("CA"). Nama baru Perseroan tersebut berlaku efektif pada tanggal 1 Januari 2011.

Selanjutnya, pada tanggal 29 Desember 2023, melalui Rapat Umum Pemegang Saham Luar Biasa, Perseroan telah menyetujui perubahan nama dari PT Chandra Asri Petrochemical Tbk menjadi PT Chandra Asri Pacific Tbk yang mulai berlaku efektif sejak 3 Januari 2024.

PT Chandra Asri Pacific Tbk was originally named PT Tri Polyta Indonesia Tbk ("TPI"). The Company changed its name to PT Chandra Asri Petrochemical Tbk as a result of its merger with PT Chandra Asri ("CA"). The Company's new name became effective on 1 January 2011.

Furthermore, during an Extraordinary General Meeting of Shareholders on 29 December 2023 the Company approved its name change from PT Chandra Asri Petrochemical Tbk to PT Chandra Asri Pacific Tbk, which became effective on 3 January 2024.

JEJAK LANGKAH
MILESTONES



1992

TPI memulai produksi komersial Polypropylene dengan dua *train* berkapasitas 160 kilo ton per tahun (KTA).
TPI commenced its Polypropylene commercial production using two trains with a capacity of 160 kilo tons per annum (KTA).

1993

TPI meningkatkan kapasitas pabrik Polypropylene menjadi 240 KTA.
TPI boosted its Polypropylene plant capacity to 240 KTA.

1995

- TPI menyelesaikan *train* tiga yang meningkatkan kapasitas pabrik Polypropylene menjadi 360 KTA.
- CA memulai produksi komersial Ethylene Cracker dengan kapasitas 520 KTA.
- TPI completed its third train that boosted its Polypropylene plant capacity to 360 KTA.
- CA commenced its commercial production of Ethylene Cracker with a 520 KTA capacity.

2004

CA mengembangkan produk Mixed C4 secara komersial.
CA commercially developed Mixed C4 products.

2007

- CA meningkatkan kapasitas pabrik Ethylene menjadi 600 KTA dan menambah jaringan pipa menjadi 45 KM.
- CA mengakuisisi 100% saham PT Styrindo Mono Indonesia ("SMI").
- CA boosted its Ethylene plant capacity to 600 KTA and expanded its pipeline to 45 KM.
- CA acquired 100% of PT Styrindo Mono Indonesia's ("SMI") shares.

2009

- CA mendirikan Altus Capital Pte. Ltd. untuk memenuhi kebutuhan pendanaan.
- TPI meningkatkan kapasitas pabrik Polypropylene menjadi 480 KTA.
- CA established Altus Capital Pte. Ltd. to fulfill its financing needs.
- TPI boosted its Polypropylene plant capacity to 480 KTA.

2011

- TPI secara efektif merger dengan CA dan berubah nama menjadi PT Chandra Asri Petrochemical Tbk.
- SCG Chemicals Co Ltd mengakuisisi 30% saham Perseroan.
- TPI effectively merged with CA and changed its name to PT Chandra Asri Petrochemical Tbk.
- SCG Chemicals Co. Ltd acquired 30% of the Company's shares.

2013

- Menjalin kemitraan strategis di bisnis karet sintetis bersama Compagnie Financiere Michelin dengan mendirikan usaha patungan, PT Synthetic Rubber Indonesia (SRI).
- Menyelesaikan pembangunan pabrik Butadiene yang dibangun sejak 2011 dengan kapasitas 100 KTA.
- Entered into a strategic partnership in the synthetic rubber business with Compagnie Financiere Michelin by establishing a joint venture, PT Synthetic Rubber Indonesia ("SRI").
- Completed the construction of Butadiene plant that began in 2011 with a capacity of 100 KTA.

2015

Menyelesaikan peningkatan kapasitas Naphtha Cracker menjadi 860 KTA dan Pemeliharaan Fasilitas Pabrik Terjadwal (*Turnaround Maintenance*).
Completed Naphtha Cracker's capacity expansion to 860 KTA and finished a scheduled Turnaround Maintenance (TAM) of the plant's facilities.

2017

Melakukan pemecahan nilai nominal saham (*stock split*) dengan rasio 1:5.
Stock split with a ratio of 1:5.

2018

- *Ground breaking* pembangunan pabrik Polyethylene baru berkapasitas 400 KTA.
- Menyelesaikan peningkatan kapasitas pabrik Butadiene menjadi 137 KTA.
- Menyelesaikan pembangunan pabrik karet sintetis milik SRI berkapasitas 120 KTA.
- Ground breaking for the construction of a new Polyethylene plant with a 400 KTA capacity.
- Completed the Butadiene plant's capacity boost that raised it to 137 KTA
- Completed SRI's synthetic rubber plant construction with a 120 KTA capacity.

Keterangan | Information:
TPI: PT Tri Polyta Indonesia Tbk
CA: PT Chandra Asri

2019

- Menyetujui penggabungan usaha antara Chandra Asri dan PT Petrokimia Butadiene Indonesia (PBI).
- Menyelesaikan pembangunan pabrik Polyethylene baru di Cilegon berkapasitas 400 KTA.
- Approved a business merger between Chandra Asri and PT Petrokimia Butadiene Indonesia ("PBI").
- Completion of a new Polyethylene plant construction in Cilegon with a 400 KTA capacity.

2020

- Menyetujui penggabungan usaha antara Chandra Asri dan PT Styrindo Mono Indonesia (SMI).
- Memulai pengoperasian *Enclosed Ground Flare* (EGF), teknologi suar tanpa asap dengan total investasi US$14 juta.
- Pembangunan pabrik MTBE & B1 yang pertama di Indonesia.
- Approved a business merger between Chandra Asri and PT Styrindo Mono Indonesia ("SMI").
- Commenced the operational use of Enclosed Ground Flares (EGF), a smokeless flare technology with a total investment of US$14 million.
- Constructed the MTBE & B1 plants, both of which were the first of their kind in Indonesia.

2021

Membangun kemitraan dengan Thai Oil Public Company Limited (Thaioil) sebagai Investor Strategis untuk pengembangan dan pembangunan kompleks petrokimia terintegrasi kedua yang berskala global oleh anak perusahaan PT Chandra Asri Perkasa (CAP2).

Established a partnership with Thai Oil Public Company Limited ("Thaioil") as a Strategic Investor for the development and construction of a second world-scale integrated petrochemical complex by the Company's subsidiary, PT Chandra Asri Perkasa (CAP2).

2022

- Perseroan melakukan aksi korporasi berupa pemecahan nilai nominal saham dari Rp200 per saham menjadi Rp50 atau dengan rasio 1:4.
- Perseroan menandatangani Perjanjian Jual Beli Saham Bersyarat (*Conditional Shares Sale and Purchase Agreement* atau CSPA) dan *Shareholders Agreement* (SHA) atas dua anak usaha milik PT Krakatau Sarana Infrastruktur ("PT KSI"), yaitu PT Krakatau Daya Listrik ("PT KDL") dan PT Krakatau Tirta Industri ("PT KTI").
- The Company carried out a corporate action in the form of splitting the nominal value of shares from Rp200 per share to Rp50, or with a ratio of 1:4.
- The Company signed a Conditional Shares Sale and Purchase Agreement (CSPA) and Shareholders Agreement (SHA) for two subsidiaries owned by PT Krakatau Sarana Infrastruktur ("PT KSI"); PT Krakatau Daya Listrik ("PT KDL") and PT Krakatau Tirta Industri ("PT KTI").

2023

- Perubahan nama Perseroan dari PT Chandra Asri Petrochemical Tbk menjadi PT Chandra Asri Pacific Tbk.
- Chandra Asri Group mendirikan PT Chandra Daya Investasi sebagai Entitas Anak yang fokus sebagai *holding* investasi yang membawahi bisnis infrastruktur energi listrik, air, dan kepelabuhanan.
- Chandra Asri Group memperbarui visi dan misi Perseroan.
- Chandra Asri Group meraih investasi sebesar US$194 juta dari Electric Generating Public Company Limited atau EGCO Group (EGCO), produsen energi independen di Thailand. EGCO memiliki 30% saham di anak perusahaan Chandra Asri Group, PT Chandra Daya Investasi (CDI), yang didedikasikan untuk solusi infrastruktur.
- The Company changed its name from PT Chandra Asri Petrochemical Tbk to PT Chandra Asri Pacific Tbk.
- Chandra Asri Group established PT Chandra Daya Investasi as a subsidiary. It focused on being an investment holding that oversaw electricity, water, and port infrastructure businesses.
- Chandra Asri Group renewed its vision and mission.
- Chandra Asri Group secured an investment of US$194 million from Electric Generating Public Company Limited or EGCO Group ("EGCO"), a leading independent energy producer in Thailand. EGCO held a 30% stake in Chandra Asri Group's subsidiary, PT Chandra Daya Investasi ("CDI"), a special purpose vehicle dedicated to infrastructure solutions.

2024

- Chandra Asri Group melakukan diversifikasi bisnis dengan mengelompokkan lini usahanya menjadi 3 (tiga), yaitu energi, kimia, dan infrastruktur.
- Perseroan bersama Glencore Plc akan mengakuisisi seluruh saham Shell Singapore Ltd. di Shell Energy and Chemical Park (SECP), Singapura. Kini perusahaan tersebut menjadi Aster Chemicals and Energy Pte. Ltd. (Aster).
- Chandra Asri Group mengonsolidasikan lini usaha kepelabuhanan & penyimpanan melalui anak usaha, yaitu PT Chandra Pelabuhan Nusantara. Perusahaan ini mengoperasikan tiga dermaga strategis di Selat Sunda dengan total kapasitas 96.000 DWT untuk berbagai produk dan fasilitas tangki sebesar 518.000 kubik meter untuk Naphtha, Ethylene, Propylene, Pyrolysis Gasoline (Pygas) dan lainnya.
- Perseroan melakukan penandatanganan akta pemisahan unit usaha pelabuhan, dermaga, fasilitas penyimpanan, dan fasilitas pendukungnya kepada PT Chandra Pelabuhan Nusantara ("PT CPN").
- Chandra Asri Group juga mengoperaikan armada kapal melalui anak usahanya, yaitu PT Chandra Shipping International ("PT CSI") dan PT Marina Indah Maritim ("PT MIM").
- Chandra Asri Group diversified by grouping its business into 3 (three) lines: energy, chemicals, and infrastructure.
- The Company together with Glencore Plc to acquire all shares of Shell Singapore Ltd. in Shell Energy and Chemical Park ("SECP"), Singapore. The company is now known as Aster Chemicals and Energy Pte. Ltd. (Aster).
- Chandra Asri Group consolidated its ports & storage business line through a subsidiary, PT Chandra Pelabuhan Nusantara. This company operates three strategic jetties in the Sunda Strait with a total capacity of 96,000 DWT for various products and 518,000 cubic meters of tanks facilities for Naphtha, Ethylene, Propylene, Pyrolysis Gasoline (Pygas) and others.
- The Company signed a deed of separation for its ports, jetties, storage facilities, and supporting facilities business units to PT Chandra Pelabuhan Nusantara ("PT CPN").
- Chandra Asri Group also operates a fleet of ships through its subsidiaries, PT Chandra Shipping International ("PT CSI") and PT Marina Indah Maritim ("PT MIM").

VISI, MISI, DAN NILAI-NILAI PERUSAHAAN

VISION, MISSION, AND CORPORATE VALUES



VISI

Perusahaan solusi energi, kimia, dan infrastruktur terkemuka di Asia Tenggara.

South East Asia's leading energy, chemicals and infrastructure solutions company.

MISI



Menciptakan nilai dan membina kemitraan untuk masa depan yang berkelanjutan.

Creating value and fostering partnerships for a sustainable future.

Penetapan visi, misi dan nilai-nilai Perseroan selalu melalui kajian Dewan Komisaris dan Direksi, sebelum akhirnya disetujui. Dengan demikian, visi, misi dan nilai-nilai Perseroan ini telah melalui proses tersebut.

The determination of the Company's vision, mission, and values are always reviewed by the Board of Commissioners and the Board of Directors, prior to being approved. Therefore, the vision, mission, and values of the Company have gone through the process.

NILAI-NILAI PERUSAHAAN
CORPORATE VALUES

INTEGRITAS
INTEGRITY

Bersikap transparan serta berperilaku sesuai aturan dan etika.

Act transparently, follow rules and ethics.

KESELAMATAN
SAFETY

Membangun lingkungan kerja yang aman, sehat, dan lestari.

Build a safe, healthy, and sustainable working environment.

KERJA SAMA
TEAMWORK

Membangun kolaborasi untuk keunggulan bisnis.

Build collaborations for business excellence.

MEMIKUL TANGGUNG JAWAB
ACCOUNTABILITY

Bertanggung jawab atas tugas dan kinerja.

Be responsible for own tasks and performance.

MENGHARGAI
RESPECT

Menghargai dan peduli terhadap orang lain.

Appreciate and care for others.

iSTAR

STRATEGI PERUSAHAAN
CORPORATE STRATEGY

1. Menjaga ketahanan keuangan melalui likuiditas yang kuat dan sumber pembiayaan yang beragam;
2. Memperluas proposisi nilai Perseroan untuk meningkatkan profitabilitas dan memperkuat posisi Chandra Asri Group sebagai yang terdepan di pasar Indonesia;
3. Mewujudkan Keunggulan Operasional terbaik di kelasnya dengan memastikan produksi yang aman dan andal melalui Manajemen Aset, *Total Productive Maintenance* (TPM), dan Manajemen Keselamatan Proses;
4. Mengembangkan manajemen rantai pasokan yang andal untuk meningkatkan daya saing biaya;
5. Mengembangkan portofolio bisnis perusahaan di Indonesia dan regional melalui ekspansi organik & M&A yang terprogram;
6. Mengembangkan dan mengelola sumber daya manusia agar selaras dengan tujuan masa depan Perseroan;
7. Mempercepat pertumbuhan bisnis melalui transformasi digital terpadu yang mengoptimalkan efisiensi operasional, memperkuat keamanan siber, dan mendukung integrasi anak perusahaan;
8. Memperkuat inisiatif Keberlanjutan dan ESG dalam kerangka kerja yang terintegrasi;
9. Menjaga ketahanan Chandra Asri Group dalam menghadapi lingkungan bisnis yang dinamis.

1. Maintain financial resilience through strong liquidity and diversified sources of financing;
2. Expand the Company's value proposition to enhance profitability and strengthen Chandra Asri Group's position as a leader in the Indonesian market;
3. Achieve best-in-class operational excellence by ensuring safe and reliable production through robust Asset Management, Total Productive Maintenance (TPM), and Process Safety Management;
4. Develop reliable supply chain management to improve cost competitiveness;
5. Grow the Company's business portfolio in Indonesia and the region through organic expansion and strategic M&A initiatives;
6. Develop and manage human resources to align with the Company's future goals;
7. Accelerate business growth through integrated digital transformation that enhances operational efficiency, strengthens cybersecurity, and supports subsidiary integration;
8. Reinforce Sustainability and ESG initiatives through an integrated framework;
9. Sustain the resilience of Chandra Asri Group in navigating a dynamic business environment.

KEUNGGULAN PERUSAHAAN
COMPANY ADVANTAGES

1. Portofolio bisnis secara produk dan geografis yang terdiversifikasi untuk pertumbuhan berkelanjutan;
2. Integrasi operasi bisnis vertikal yang efisien dan hemat biaya;
3. Lokasi strategis yang dekat dengan pelanggan serta didukung oleh basis pelanggan yang besar dan loyal;
4. Pasokan bahan baku yang stabil dan fleksibel;
5. Tingkat utilisasi dan operasional yang optimal dan efisien dengan fokus utama pada permintaan domestik yang kuat;
6. Pencapaian kinerja ESG & keberlanjutan serta transformasi digital yang unggul;
7. Kemitraan yang kuat dan solid dengan perusahaan-perusahaan kelas dunia;
8. Manajemen berpengalaman dengan dukungan yang kuat dari pemegang saham.

1. Diversified business portfolio in terms of products and geography to support sustainable growth;
2. Efficient and cost-effective vertical integration of business operations;
3. Strategic locations near customers, supported by a large and loyal customer base;
4. Stable and flexible supply of raw materials;
5. Optimal and efficient utilization and operational performance, with a primary focus on strong domestic demand;
6. Proven track record of excellence in ESG, sustainability, and digital transformation;
7. Strong and solid partnerships with world-class companies;
8. Experienced management with robust support from shareholders.

KEGIATAN USAHA
BUSINESS ACTIVITIES

Sesuai Anggaran Dasar

Mengacu pada Anggaran Dasar Perseroan, kegiatan usaha Perseroan adalah:
1. Kegiatan usaha utama: petrokimia.
2. Kegiatan usaha: industri pengolahan, perdagangan besar, dan aktivitas konsultasi manajemen.

Kegiatan Usaha di Tahun Buku

Kegiatan usaha yang dilaksanakan di tahun buku adalah petrokimia, industri pengolahan, serta perdagangan besar. Adapun kegiatan Perseroan yang dijalankan oleh perusahaan anak Perseroan yaitu di bidang (i) energi, (ii) logistik, (iii) kepelabuhan dan penyimpanan, dan (iv) air.

In accordance with the Articles of Association

The Company's business activities (with its Articles of Association as a reference) encompass the following:
1. Main business activity: petrochemical.
2. Business activities: processing industry, wholesale, and management consulting activities.

Business Activities in the Fiscal Year

The business activities carried out in the fiscal year consisted of petrochemicals, processing industry, and wholesale trade. Businesses that were run by the Company's subsidiaries are in the (i) energy, (ii) logistics, (iii) ports and storage, and (iv) water industry.

PRODUK DAN JASA PERUSAHAAN
COMPANY PRODUCTS AND SERVICES

PRODUK LINI BISNIS KIMIA

Chandra Asri Group memiliki pabrik petrokimia yang terintegrasi. Hingga 2024, pabrik petrokimia yang dimiliki adalah:
1. Pabrik Olefins;
2. Pabrik Polyethylene;
3. Pabrik Polypropylene;
4. Pabrik Styrene Monomer;
5. Pabrik Butadiene;
6. Pabrik MTBE & Butene-1.

CHEMICAL BUSINESS LINE PRODUCTS

Chandra Asri Group has an integrated petrochemical plant. As of 2024, the plants it owns consists of:

1. An Olefins Plant;
2. A Polyethylene Plant;
3. A Polypropylene Plant;
4. A Styrene Monomer Plant;
5. A Butadiene Plant;
6. An MTBE & Butene-1 Plant.

Fasilitas Pendukung:

Perseroan menggabungkan teknologi canggih dan fasilitas pendukung untuk menjalankan operasional kompleks petrokimia terintegrasi di Cilegon dan Serang.

1. *On-site dan satellite warehouse;*
2. *Gas turbine generator;*
3. *Steam turbine generator;*
4. Fasilitas *water treatment;*
5. *Boiler;*
6. *Water cooling system;*
7. *Firefighting system.*

Supporting Facilities:

The Company combines advanced technology and supporting facilities to operate an integrated petrochemical complex operations in Cilegon and Serang. These facilities are:

1. On-site and satellite warehouse;
2. Gas turbine generator;
3. Steam turbine generator;
4. Water treatment facility;
5. Boiler;
6. Water cooling system;
7. Firefighting system.

Produk Petrokimia
Petrochemical Products

No.	Produk Products	Penjelasan Explanation
1	Ethylene	Bahan kimia organik yang paling banyak digunakan di dunia. Produk Ethylene Perseroan sebagian besar digunakan untuk memproduksi Polyethylene (PE) dan Styrene Monomer. Lebihnya dijual kepada pelanggan domestik melalui jaringan pipa dan di pasar *spot*. The most widely used organic chemical in the world. The Company's Ethylene products are mostly used to produce Polyethylene (PE) and Styrene Monomer. Any excess is sold to domestic customers through pipelines and through spot markets.
2	Polyethylene	Resin Polyethylene Perseroan dijual dengan merek dagang "Asrene®" yang meliputi produk-produk High Density Polyethylene (HDPE) dan Linear Low Density Polyethylene (LLDPE). Beberapa aplikasi produk akhir PE meliputi plastik pertanian, plastik kemasan, jaring ikan, terpal, pipa air bersih, jerigen, kosmetik, dan botol minuman. Produk-produk PE Perseroan telah memiliki sertifikat Halal oleh Majelis Ulama Indonesia (MUI). The Company's Polyethylene Resin is sold under the trademark "Asrene®" and includes High Density Polyethylene (HDPE) and Linear Low Density Polyethylene (LLDPE) products. Some applications of PE end products include agricultural plastic, packaging plastic, fishing nets, tarpaulins, clean water pipes, jerry cans, cosmetics, and beverage bottles. The Company's PE products have been certified Halal by the Indonesian Ulema Council ("MUI").
3	Styrene Monomer	Bahan baku yang digunakan untuk memproduksi Polystyrene (PS), Expanded Polystyrene (EPS), Styrene Acrylonitrile (SAN), Acrylonitrile Butadiene Styrene (ABS), Styrene Butadiene Rubber (SBR), Styrene Butadiene Latex (SBL), dan Unsaturated Polyester Resin (UPR). Beberapa aplikasi produk akhir Styrene Monomer meliputi sol sepatu, gelas minuman, wadah makanan, komponen otomotif dan elektronik, mainan blok bangunan, serta helm. Raw materials used to produce Polystyrene (PS), Expanded Polystyrene (EPS), Styrene Acrylonitrile (SAN), Acrylonitrile Butadiene Styrene (ABS), Styrene Butadiene Rubber (SBR), Styrene Butadiene Latex (SBL), and Unsaturated Polyester Resin (UPR). Some applications of Styrene Monomer end products include shoe soles, beverage cups, food containers, automotive and electronic components, building block toys, and helmets.
4	Styrene Butadiene Rubber & Polybutadiene Rubber	Bahan baku yang digunakan untuk memproduksi PBR dan SBR berkualitas yang dipasok untuk *plant* Michelin di seluruh dunia. Synthetic Rubber ditujukan untuk produksi akhir ban ramah lingkungan Michelin yang memiliki hambatan gulir sangat rendah dan daya tahan yang ekstrem (150.000 km). Raw materials used to produce quality PBR and SBR supplied to Michelin plants worldwide. Synthetic Rubber is intended for the final production of Michelin's environmentally-friendly tires, which have very low rolling resistance and extreme durability (150,000 km).

No.	Produk Products	Penjelasan Explanation
5	Butadiene	Bahan baku untuk ABS, SBL, SBR, dan Polybutadiene Rubber (PBR) yang menjadi bahan baku utama untuk memproduksi ban. Beberapa aplikasi produk akhir Butadiene meliputi sepatu karet, sarung tangan karet, sol sepatu, perekat, dan *sealant*. Raw materials for ABS, SBL, SBR, and Polybutadiene Rubber (PBR), which serve as the main raw materials for producing tires. Some applications of Butadiene end products include rubber shoes, rubber gloves, shoe soles, adhesives, and sealants.
6	Mixed C4	Mixed C4 merupakan bahan baku untuk memproduksi Butadiene, yang merupakan produk samping Mixed C4 yang memiliki nilai tambah. Mixed C4 is a raw material for producing Butadiene, which is a by-product of Mixed C4 that has added value.
7	Polypropylene	Resin Polypropylene Perseroan dijual dengan merek dagang "Trilene®" yang meliputi jenis Homopolymer, Random Copolymer, dan Impact (Block) Copolymer. Beberapa aplikasi produk akhir PP meliputi plastik kemasan (IPP, BOPP, CPP), peralatan rumah tangga, benang, tas keranjang, perabotan, komponen otomotif, dan elektronik. Produk-produk PP Perseroan telah memiliki sertifikat Halal oleh Majelis Ulama Indonesia (MUI). The Company's Polypropylene Resin is sold under the trademark "Trilene®" and includes types of Homopolymer, Random Copolymer, and Impact (Block) Copolymer. Several applications of PP end products include packaging plastics (IPP, BOPP, CPP), household appliances, yarn, basket bags, furniture, automotive components, and electronics. The Company's PP products have been certified Halal by the Indonesian Ulema Council ("MUI").
8	Propylene	Bahan baku untuk memproduksi Polypropylene (PP). Produk Propylene Perseroan secara langsung dipasok ke kompleks pabrik PP melalui jaringan pipa. Raw materials for producing Polypropylene (PP). The Company's Propylene products are directly supplied to its PP plant complex through a pipeline network.
9	Pygas	Bahan kimia yang dapat diproses lebih lanjut untuk menghasilkan berbagai produk bernilai tambah tinggi seperti Benzene, Toluene, dan Xylene. Produk Pygas Perseroan sebagian besar dijual kepada pelanggan regional. Chemicals that can be further processed to produce various high value-added products, such as Benzene, Toluene, and Xylene. The Company's Pygas products are mostly sold to regional customers.
10	Methyl Tert-butyl Ether	Methyl Tert-butyl Ether akan menyasar pasar *octane booster*. Methyl Tert-butyl Ether designed to target the octane booster market.
11	Butene-1	Butene-1 akan diserap oleh operasional perusahaan dan sisanya akan ditargetkan untuk pasar domestik. Butene-1 is absorbed by the Company's operations and remains are targeted for the domestic market.

ALUR PRODUKSI PETROKIMIA

PETROCHEMICALS PRODUCTION FLOW

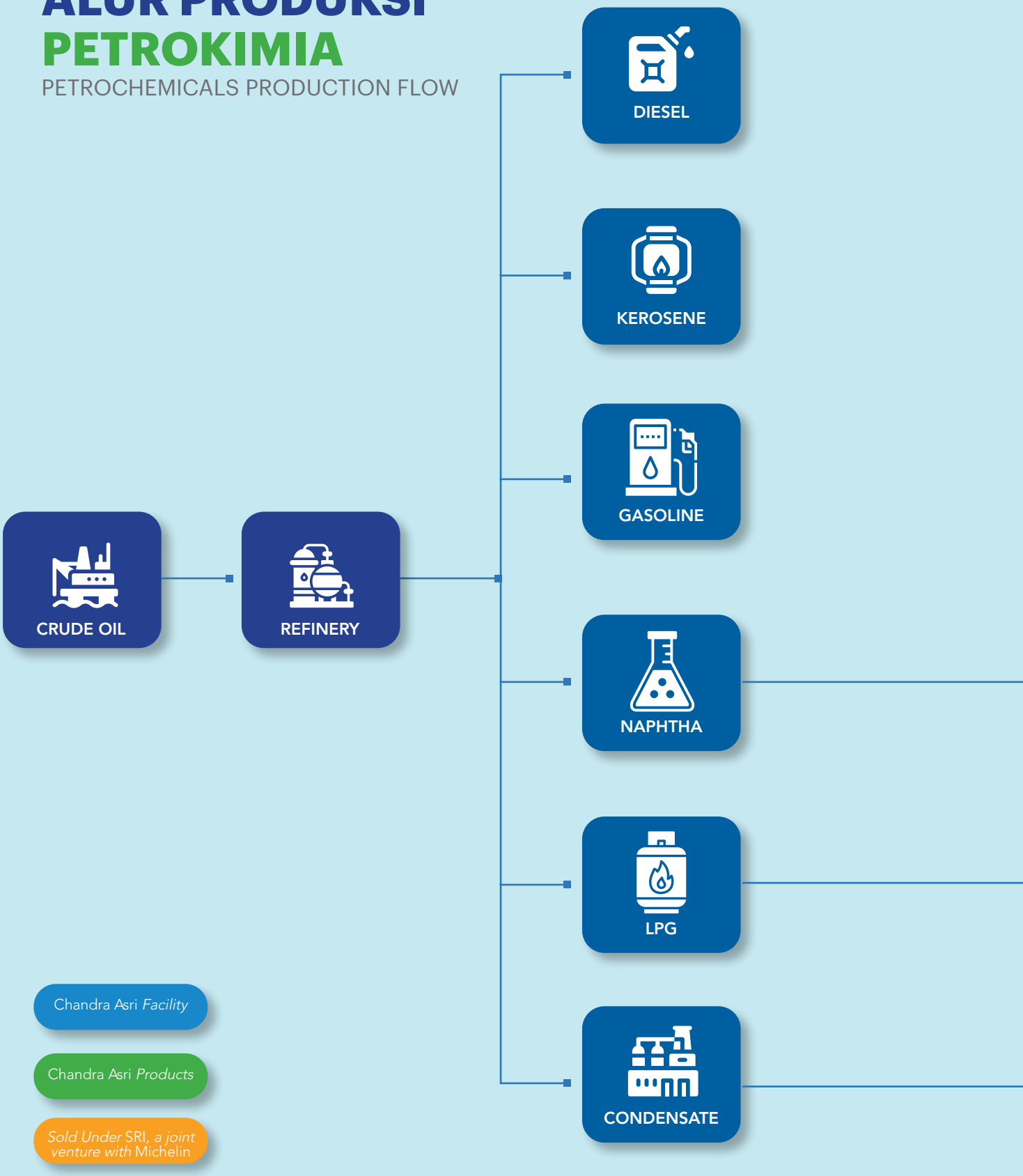

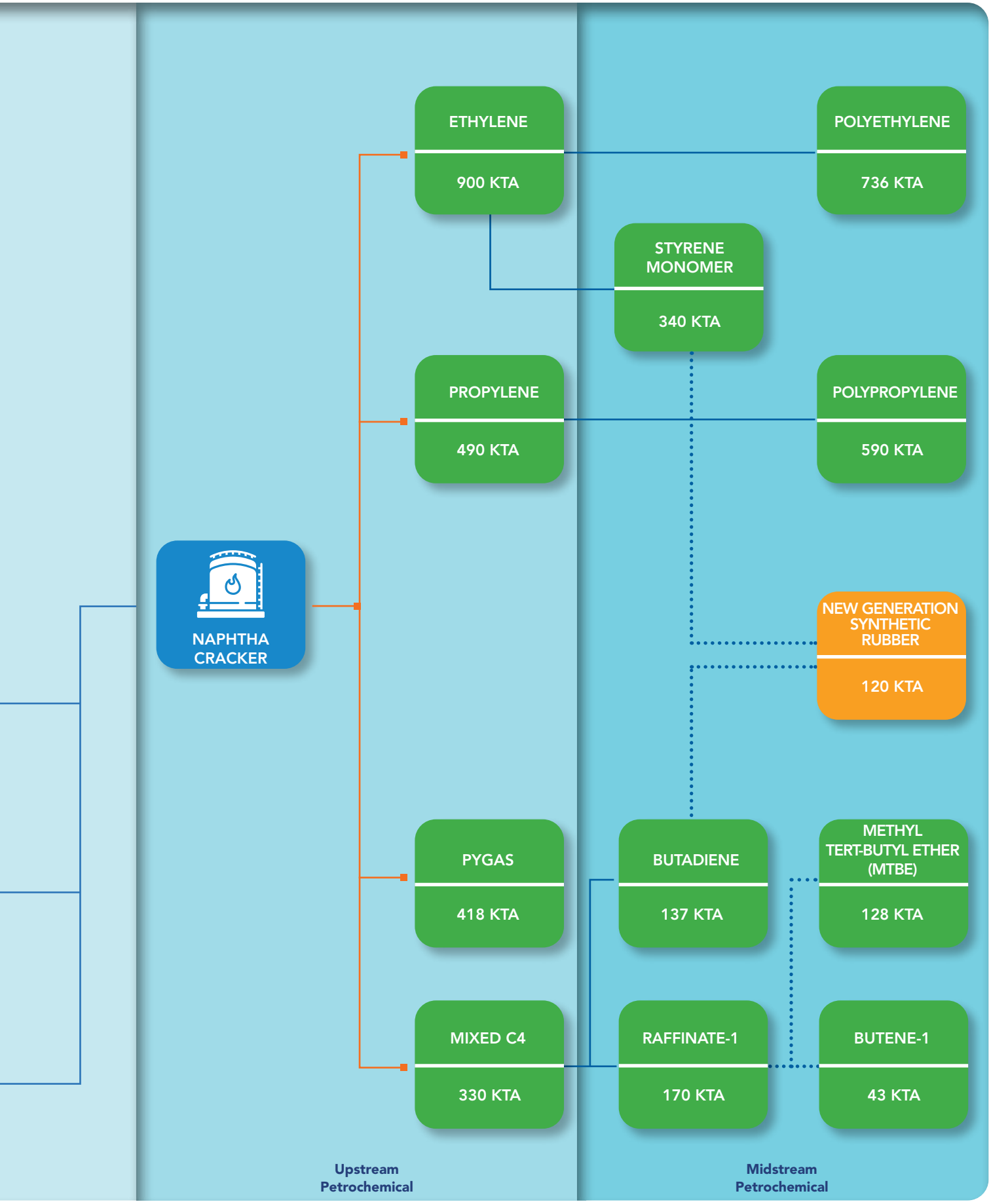
ETHYLENE
900 KTA
POLYETHYLENE
736 KTA
STYRENE MONOMER
340 KTA
PROPYLENE
490 KTA
POLYPROPYLENE
590 KTA
NAPHTHA CRACKER
NEW GENERATION SYNTHETIC RUBBER
120 KTA
PYGAS
418 KTA
BUTADIENE
137 KTA
METHYL TERT-BUTYL ETHER (MTBE)
128 KTA
MIXED C4
330 KTA
RAFFINATE-1
170 KTA
BUTENE-1
43 KTA
Upstream Petrochemical
Midstream Petrochemical

PRODUK LINI BISNIS INFRASTRUKTUR

Sejak tahun 2024, lini bisnis Chandra Asri Group telah semakin terdiversifikasi, dan sektor infrastruktur menjadi lini bisnis tersendiri. Uraian produk dan jasa di bidang infrastruktur mencakup:

Pengembangan Listrik

1. Fokus pada penyediaan kelistrikan, jasa kelistrikan, serta pengembangan energi baru terbarukan dengan memanfaatkan teknologi tenaga surya (*solar power*);
2. Menjadi distributor tunggal listrik dalam area 2,666 Ha di wilayah Cilegon.

Hingga tahun 2024, kapasitas infrastruktur listrik Chandra Asri Group, antara lain:

1. Pembangkit listrik berteknologi *Combined Cycle Power Plant* (CCPP) berkapasitas 120 MW;
2. Pembangkit Listrik Tenaga Surya (PLTS) untuk pemakaian sendiri dan *tenant* di Kawasan Industri Krakatau (KIK) dengan total kapasitas terpasang sebesar 2,2 MWp;
3. Portofolio investasi penyertaan modal pada aset ketenagalistrikan berteknologi PLTU *off-gas* berkapasitas 200 MW sebesar 45% di perusahaan *Joint Venture* PT Krakatau Posco Energy;
4. Jaringan Transmisi dan Distribusi untuk menyuplai tenaga listrik di Wilayah Usaha Ketenagalistrikan yang dilayani oleh Perusahaan seluas 2.666 Ha.

Pengadaan Air

1. Berfokus pada pengolahan air bersih dan khusus yang telah beroperasi lebih dari 40 tahun;
2. Satu-satunya fasilitas terintegrasi di Indonesia, yakni dari hulu hingga hilir.

Hingga tahun 2024, kapasitas infrastruktur air Chandra Asri Group melalui perusahaan asosiasi KTI, antara lain:

1. ~4.000 lpd kapasitas terpasang dan ~4.000 lpd kapasitas produksi air di wilayah Cilegon, Gresik, dan Sumbawa di wilayah Cilegon, Gresik, dan Sumbawa;
2. Bendungan dengan luas kapasitas 5,4 juta meter kubik (m^3);
3. *Water proprietary permits* (IPSDA) dari Sungai Cidanau dan Sungai Cipasauran;
4. Instalasi pengolahan air khusus, yaitu instalasi demineralisasi serta pengolahan air limbah.

INFRASTRUCTURE BUSINESS LINE PRODUCTS

Chandra Asri Group's business lines have been increasingly diversified since 2024. As a result, its infrastructure sector has become its own separate business line. Descriptions of products and services in the Company's infrastructure sector include the following:

Electricity Development

1. Focusing on energy provider, electrical services, and development of new renewable energy by utilizing solar power technology;
2. Serving as the sole distributor of electricity throughout 2,666 Ha within the Cilegon area.

As of 2024, Chandra Asri Group's electricity infrastructure capacity includes:

1. A power plant with Combined Cycle Power Plant (CCPP) technology that has a capacity of 120 MW;
2. A Solar Power Plant (PLTS) for its own use and for tenants in the Krakatau Industrial Estate (KIK) with a total installed capacity of 2.2 MWp;
3. An investment portfolio of equity participation in electricity assets with off-gas Steam Power Plant (PLTU) technology and a capacity of 200 MW totaling to 45% in the Joint Venture company PT Krakatau Posco Energy;
4. A Transmission and Distribution Network to supply electricity in the Electricity Business Area served by the Company spanning an area of 2,666 Ha.

Water Procurement

1. Focusing on clean and special water treatment that has been operating for more than 40 years;
2. Indonesia's only upstream-to-downstream integrated facility in Indonesia.

As of 2024, Chandra Asri Group's water infrastructure capacity through its KTI associate company includes:

1. ~4,000 lps of installed capacity and ~4,000 lps of water production capacity in the areas of Cilegon, Gresik, and Sumbawa;
2. A dam with a capacity of 5.4 million cubic meters (m^3);
3. Water proprietary permits (IPSDA) from the Cidanau River and Cipasauran River;
4. Special water treatment installations, specifically, demineralization installations and wastewater treatment.

Kepelabuhanan & Penyimpanan

Fokus pada pelayanan tangki dan dermaga untuk produk kimia dan minyak bumi olahan.

Hingga tahun 2024, kapasitas infrastruktur dermaga dan tangki Chandra Asri Group melalui PT Redeco Petrolin Utama (RPU), antara lain:

1. 2 dermaga masing-masing 200 meter LOA *(length overall)* yang cocok untuk kapal berukuran 35.000 DWT *(deadweight tonnage)* dengan *draft* 10,5 meter.
2. 72 tangki dengan total kapasitas 129.700 kL (kiloliter).
3. Stasiun pengisian terpusat untuk truk tanker.
4. Sistem layanan pesanan pelanggan untuk rencana pengambilan produk yang dibuat khusus.

Hingga tahun 2024, kapasitas infrastruktur dermaga dan tangki Chandra Asri Group melalui CPN, antara lain:

1. 3 dermaga dengan spesifikasi:
   - Kapasitas untuk sandar kapal 80.000 DWT untuk Naphtha, LP Propylene, dan Pygas;
   - Kapasitas untuk sandar kapal 6.000 DWT untuk HP Propylene, LPG, dan Naphtha;
   - Kapasitas untuk sandar kapal 10.000 DWT untuk Ethylene, Pygas; Raffinate-1, Butadiene, Naphtha, dan PFO.
2. 53 tangki dengan total kapasitas 518.000 m3.

Logistik

Berfokus pada bisnis kapal dengan melayani Chandra Asri Group dan eksternal.

Hingga tahun 2024, kapasitas infrastruktur logistik Chandra Asri Group, yaitu 7 kapal dengan kapasitas 5.000-8.600 DWT yang terbagi dari Tanker LPG serta Tanker Kimia.

PRODUK LINI BISNIS ENERGI

Pada tahun 2024, Chandra Asri Group juga memulai ekspansi ke lini bisnis energi. Pada tahun 2025, Perseroan dan Glencore telah menyelesaikan akuisisi saham Shell Singapore Pte. Ltd. (SSPL) di Shell Energy and Chemicals Park (SECP) (kini menjadi Aster Chemicals and Energy Pte. Ltd. (Aster)), di Singapura. Aset tersebut terdiri dari kilang minyak mentah dengan kapasitas pemrosesan sebesar 237.000 barel per hari, Ethylene Cracker berkapasitas 1,1 juta metrik ton per tahun di Pulau Bukom dan aset kimia hilir di Pulau Jurong.

Ports & Storage

Focusing on tank and jetty services for chemical products and refined petroleum.

Chandra Asri Group's dock and tank infrastructure capacity through PT Redeco Petrolin Utama (RPU) as of 2024 includes:

1. 2 jetties, each of which is 200 meters in LOA (length overall) and is suitable for ships measuring 35,000 DWT (deadweight tonnage) with a draft of 10.5 meters.
2. 72 tanks with a total capacity of 129,700 kL (kiloliters).
3. A centralized filling station for tanker trucks.
4. A customer order service system for tailor-made product pick-up plans.

Chandra Asri Group's dock and tank infrastructure capacity through CPN as of 2024 includes:

1. 3 docks with the following specifications:
   - One with a capacity for berthing ships that weigh up to 80,000 DWT (deadweight tonnage) for Naphtha, LP Propylene, and Pygas;
   - One with a capacity for berthing ships that weigh up to 6,000 DWT for HP Propylene, LPG, and Naphtha;
   - One with a capacity for berthing ships that weigh up to 10,000 DWT for Ethylene, Pygas; Raffinate-1, Butadiene, Naphtha, and PFO.
2. 53 tanks with a total capacity of 518,000 m3.

Logistics

Focusing on the vessel business that serves Chandra Asri Group and external customers.

As of 2024, Chandra Asri Group's logistics infrastructure capacity includes 7 ships with a capacity of 5,000-8,600 DWT that are divided into LPG Tankers and Chemical Tankers.

ENERGY BUSINESS LINE PRODUCTS

In 2024, Chandra Asri Group also started its expansion into the energy business line. In 2025, the Company and Glencore had completed the acquisition of Shell Singapore Pte. Ltd.'s (SSPL) interest in the Shell Energy and Chemicals Park (SECP) (now known as Aster Chemicals and Energy Pte. Ltd. (Aster)) in Singapore. The acquired assets include a crude oil refinery with a processing capacity of 237,000 barrels per day, an Ethylene Cracker with a capacity of 1.1 million metric tons per year in Pulau Bukom, and downstream chemical assets in Jurong Island.

WILAYAH OPERASIONAL

OPERATIONAL AREA

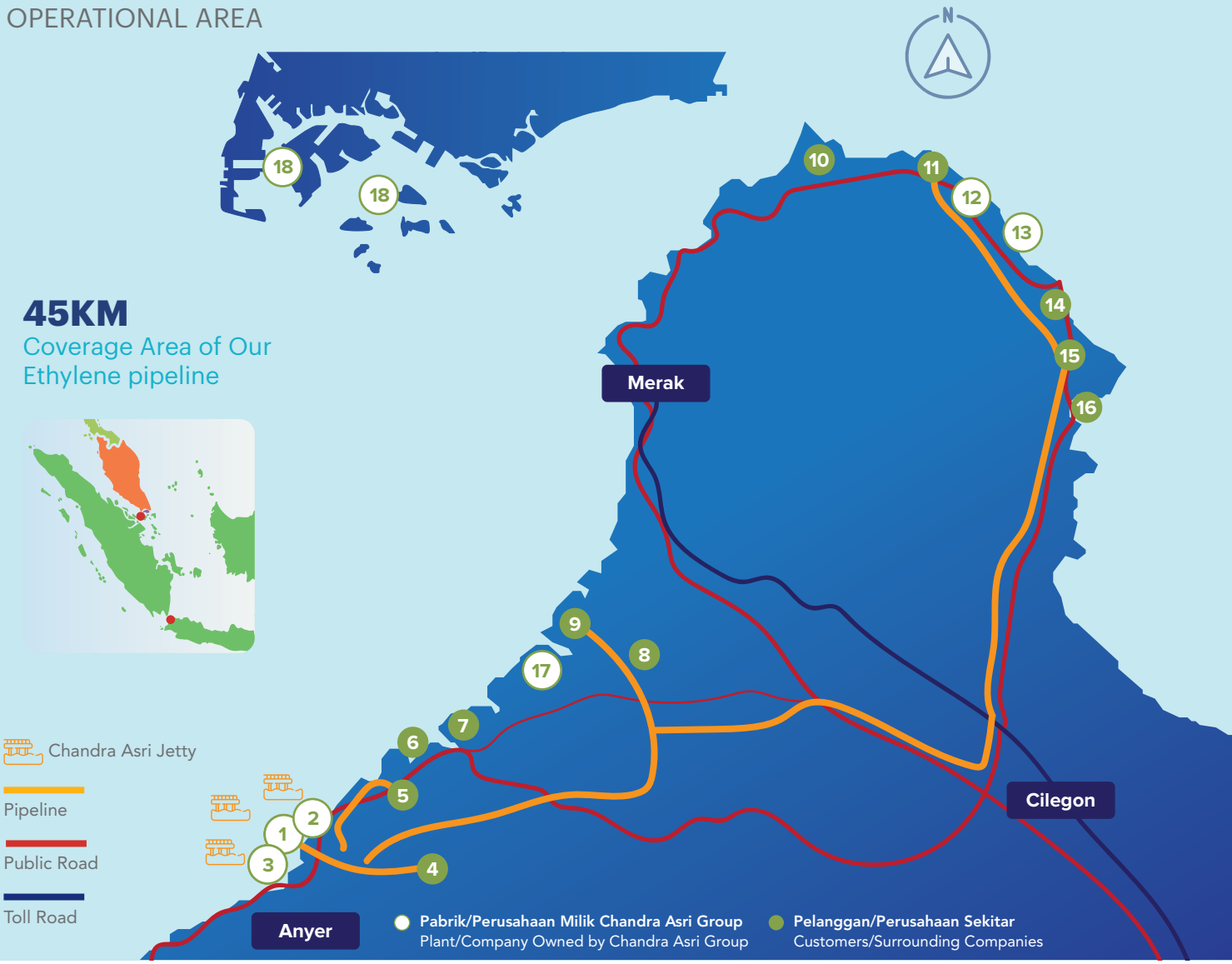

1 Chandra Asri PP Plant	7 Krakatau Bandar Samudera Port	13 RPU
2 Chandra Asri OPE Plant	8 Cabot Indonesia	14 Gajah Tunggal
3 PT Chandra Pelabuhan Nusantara	9 Lotte Chemical Titan	15 Polychem Indonesia
4 Nippon Shokubai Indonesia	10 Indonesia Power (PLTU Suralaya)	16 Arbe Styrindo
5 Asahimas Chemical	11 Sulfindo Adiusaha	17 Krakatau Chandra Energi
6 Pelindo II Port	12 Chandra Asri Styrene Monomer Plant	18 Aster Chemicals and Energy Pte. Ltd. (Aster)

Keunggulan Chandra Asri Group sebagai perusahaan solusi energi, kimia, dan infrastruktur adalah seluruh bisnis tersebut menjadi ekosistem yang terintegrasi, dari produksi kimia, listrik, air, hingga fasilitas *jetty* dan pelabuhan sendiri serta jaringan pipa yang memberikan kemudahan akses pada para pelanggan.

Chandra Asri Group's advantage as an energy, chemical, and infrastructure solutions company is that all of its businesses in these areas lies in its fully integrated ecosystem, spanning chemical production, electricity, water, as well as its own jetty, port facilities, and pipeline networks that all designed to provide easy access to customers.

KEANGGOTAAN ASOSIASI

MEMBERSHIPS IN ASSOCIATIONS

Nama Organisasi Organization Name	**Peran** Role
Asosiasi Industri Olefin, Aromatik & Plastik Indonesia (INAPLAS) The Indonesian Olefins, Aromatic, & Plastic Association (INAPLAS)	Ketua Umum Chairman
Responsible Care Indonesia (RCI)	Ketua Chairman
Federasi Industri Kimia Indonesia (FIKI) Indonesian Chemical Industry Federation (FIKI)	Ketua Chairman
Kamar Dagang Indonesia (KADIN) Indonesia Chambers of Commerce and Industry (KADIN)	Wakil Ketua Komite Tetap Industri Kimia Hulu Deputy Chairman of the Standing Committee for Upstream Chemical Industry
Gabungan Importir Seluruh Indonesia (GINSI) Indonesian Importers Association (GINSI)	Anggota Member
Indonesia Polymer Association (HPI)	Ketua Bidang Kebijakan dan Bisnis Head of Policy and Business
Asosiasi Emiten Indonesia (AEI) Indonesian Issuers Association (AEI)	Anggota Member
Indonesia Corporate Secretary Association (ICSA)	Anggota Member
Regional Olefin Producer Technical Committee (ROPTC)	Anggota Member
Asosiasi Perusahaan Terminal dan Tangki Timbun Banten (APT3B) Banten Terminal and Storage Tank Company Association (APT3B)	Anggota Member
Asosiasi Perusahaan Bongkar Muat Indonesia (APBMI) Banten Association of Indonesian Loading and Unloading Companies (APBMI) Banten	Anggota Member
Asosiasi Badan Usaha Pelabuhan Indonesia (ABUPI) Banten Indonesia Port Business Association (ABUPI) in Banten	Anggota Member
Persatuan Perusahaan Air Minum Seluruh Indonesia (PERPAMSI) Association of Indonesian Drinking Water Companies (PERPAMSI)	Anggota Luar Biasa Extraordinary member
Asosiasi Pengusaha Indonesia (APINDO) Indonesian Employers' Association (APINDO)	Anggota Luar Biasa Extraordinary member

STRUKTUR ORGANISASI
ORGANIZATIONAL STRUCTURE

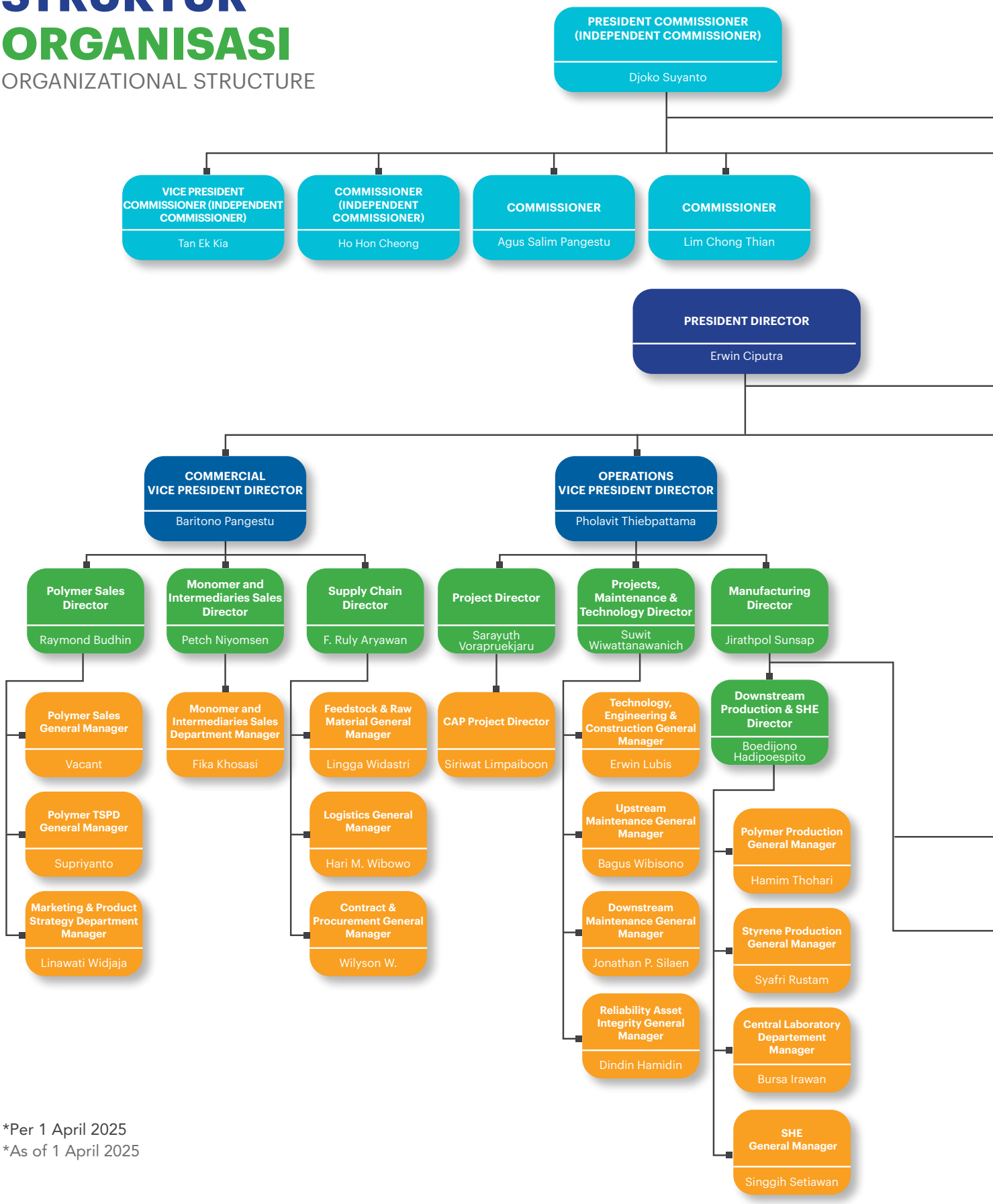

*Per 1 April 2025
*As of 1 April 2025

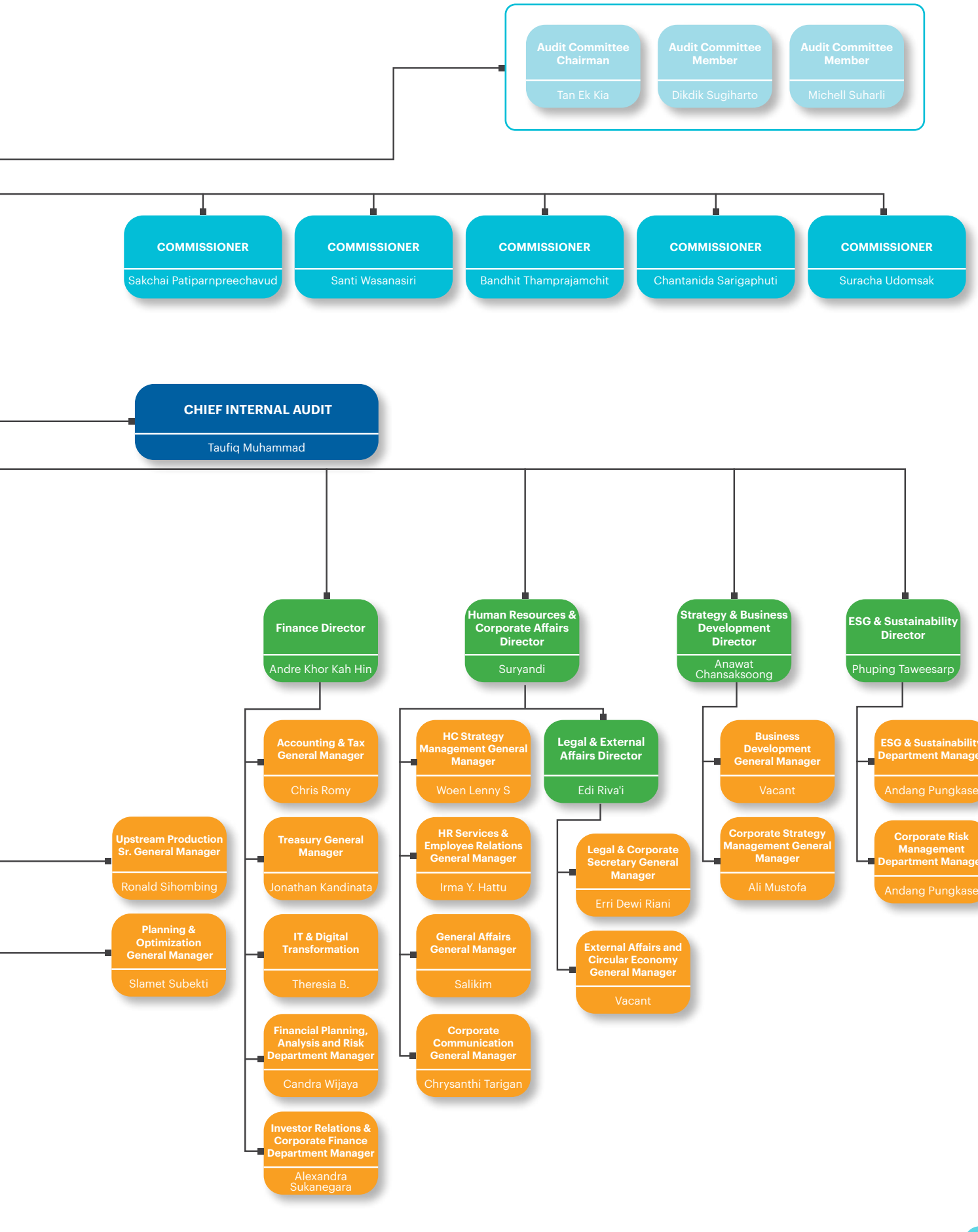
Audit Committee Chairman
Tan Ek Kia
Audit Committee Member
Dikdik Sugiharto
Audit Committee Member
Michell Suharli
COMMISSIONER
Sakchai Patiparnpreechavud
COMMISSIONER
Santi Wasanasiri
COMMISSIONER
Bandhit Thamprajamchit
COMMISSIONER
Chantanida Sarigaphuti
COMMISSIONER
Suracha Udomsak
CHIEF INTERNAL AUDIT
Taufiq Muhammad
Finance Director
Andre Khor Kah Hin
Human Resources & Corporate Affairs Director
Suryandi
Strategy & Business Development Director
Anawat Chansaksoong
ESG & Sustainability Director
Phuping Taweesarp
Upstream Production Sr. General Manager
Ronald Sihombing
Planning & Optimization General Manager
Slamet Subekti
Accounting & Tax General Manager
Chris Romy
Treasury General Manager
Jonathan Kandinata
IT & Digital Transformation
Theresia B.
Financial Planning, Analysis and Risk Department Manager
Candra Wijaya
Investor Relations & Corporate Finance Department Manager
Alexandra Sukanegara
HC Strategy Management General Manager
Woen Lenny S
HR Services & Employee Relations General Manager
Irma Y. Hattu
General Affairs General Manager
Salikim
Corporate Communication General Manager
Chrysanthi Tarigan
Legal & External Affairs Director
Edi Riva'i
Legal & Corporate Secretary General Manager
Erri Dewi Riani
External Affairs and Circular Economy General Manager
Vacant
Business Development General Manager
Vacant
Corporate Strategy Management General Manager
Ali Mustofa
ESG & Sustainability Department Manager
Andang Pungkase
Corporate Risk Management Department Manager
Andang Pungkase

PROFIL
DEWAN KOMISARIS
BOARD OF COMMISSIONERS' PROFILE



DJOKO SUYANTO
Presiden Komisaris (Komisaris Independen)
President Commissioner (Independent Commissioner)

Kewarganegaraan Nationality	Indonesia | Indonesian
Usia Age	74 tahun 74 years old
Domisili Domicile	Indonesia | Indonesian

DASAR HUKUM PENUNJUKAN
Pertama kali menjabat sebagai Presiden Komisaris merangkap Komisaris Independen pada periode 2015-2018 berdasarkan Keputusan RUPS Luar Biasa tanggal 20 Maret 2015, periode 2018-2021 berdasarkan Keputusan RUPS Tahunan tanggal 23 April 2018, selanjutnya diangkat kembali untuk periode 2021-2024 melalui Keputusan RUPS Tahunan pada tanggal 15 April 2021. Pengangkatan terakhirnya ditetapkan melalui RUPS Tahunan tanggal 8 Mei 2024 untuk masa jabatan sampai dengan ditutupnya RUPS Tahunan Perseroan yang akan diadakan pada tahun 2027.

LEGAL BASIS OF APPOINTMENT
Served as President Commissioner and concurrently as Independent Commissioner for the period spanning 2015 to 2018 based on Extraordinary GMS Resolution dated 20 March 2015, as well as for the period spanning 2018 to 2021 based on Annual GMS Resolution dated 23 April 2018. He was then reappointed for the period spanning 2021 to 2024 through Annual GMS Resolution dated on 15 April 2021. His last appointment was determined through the Annual GMS on 8 May 2024 for a term of office set to run until the closing of the Company's Annual GMS that will be held in 2027.

RIWAYAT PENDIDIKAN/SERTIFIKASI
- Lembaga Ketahanan Nasional (1999)
- Australian Joint Service Staff Colleges (1994)
- Sarjana Ilmu Sosial dan Ilmu Politik dari Universitas Terbuka (1990)
- Sekolah Staf dan Komando Angkatan Udara (1989)
- USAF Fighter Weapon Instructor School Pangkalan Udara, Williams Air Force Base Arizona, Amerika Serikat (1983)
- Akademi Angkatan Udara/AKABRI (1973)

EDUCATIONAL BACKGROUND/CERTIFICATION
- National Resilience Institute (1999)
- Australian Joint Service Staff Colleges (1994)
- Bachelor's Degree in Social and Political Science from Universitas Terbuka (1990)
- Air Force Command and Staff Colleges (1989)
- USAF Fighter Weapon Instructor School, Williams Airforce Base Arizona, USA (1983)
- Indonesian Air Force Academy (1973)

RIWAYAT PEKERJAAN
- Presiden Komisaris merangkap Komisaris Independen di PT Chandra Asri Pacific Tbk (2015-saat ini)
- Presiden Komisaris di PT Dwi Sura Prima (2014-saat ini)
- Menteri Koordinator Bidang Politik, Hukum, dan Keamanan Indonesia (2009-2014)
- Komisaris Independen di PT Adaro Energy (2008-2009)
- Komisaris di PT Lestari Asri Jaya (2008-2009)
- Panglima Tentara Nasional Indonesia (TNI) (2006-2008)
- Kepala Staf TNI Angkatan Udara (2005-2006)

WORK EXPERIENCE
- President Commissioner and concurrently as Independent Commissioner at PT Chandra Asri Pacific Tbk (2015-present)
- President Commissioner at PT Dwi Sura Prima (2014-present)
- Coordinating Minister for Political, Legal, and Security Affairs of Indonesia (2009-2014)
- Independent Commissioner at PT Adaro Energy (2008-2009)
- Commissioner at PT Lestari Asri Jaya (2008-2009)
- Commander of the Indonesian National Armed Forces (TNI) (2006-2008)
- Chief of Staff of the Indonesian Air Force (2005-2006)

RANGKAP JABATAN
Presiden Komisaris PT Dwi Sura Prima (sejak 2014)

CONCURRENT POSITIONS
President Commissioner at PT Dwi Sura Prima (since 2014)

HUBUNGAN AFILIASI
Tidak memiliki hubungan afiliasi dengan anggota Dewan Komisaris lainnya, anggota Direksi, serta Pemegang Saham Utama

AFFILIATION RELATIONSHIP
Has no affiliated relationship with fellow members of the Board of Commissioners, with members of the Board of Directors, or with Majority Shareholders



TAN EK KIA

Wakil Presiden Komisaris (Komisaris Independen)
Vice President Commissioner (Independent Commissioner)

Kewarganegaraan Nationality	Malaysia | Malaysian
Usia Age	76 tahun 76 years old
Domisili Domicile	Singapura | Singapore

DASAR HUKUM PENUNJUKAN

Pertama kali menjabat sebagai Wakil Presiden Komisaris merangkap Komisaris Independen periode 2011-2012 berdasarkan Keputusan RUPS Luar Biasa PT Tri Polyta Indonesia Tbk tanggal 28 Oktober 2010, periode 2012-2015 berdasarkan keputusan RUPS Tahunan tanggal 4 Juni 2012, periode 2015-2018 berdasarkan Keputusan RUPS Tahunan tanggal 8 Juni 2015, periode 2018-2021 berdasarkan Keputusan RUPS Tahunan tanggal 23 April 2018, selanjutnya diangkat kembali untuk periode 2021-2024 melalui Keputusan RUPS Tahunan pada tanggal 15 April 2021. Pengangkatan terakhirnya ditetapkan melalui RUPS Tahunan tanggal 8 Mei 2024 untuk masa jabatan hingga tahun 2027.

LEGAL BASIS OF APPOINTMENT

Served as Vice President Commissioner and Independent Commissioner for the period spanning 2011 to 2012 based on Extraordinary GMS Resolution of PT Tri Polyta Indonesia Tbk dated 28 October 2010; for the period spanning 2012 to 2015 based on Annual GMS Resolution dated 4 June 2012; for the period spanning 2015 to 2018 based on Annual GMS Resolution dated 8 June 2015; for the period spanning 2018 to 2021 based on Annual GMS Resolution dated 23 April 2018. He was then reappointed for the period spanning 2021 to 2024 through Annual GMS Resolution dated 15 April 2021. His last appointment was determined through an Annual GMS on 8 May 2024 for a term of office set to last until 2027.

RIWAYAT PENDIDIKAN/SERTIFIKASI

Sarjana Teknik Mesin (*1st Class Honours*) dari Nottingham University, Inggris (1973)

EDUCATIONAL BACKGROUND/CERTIFICATION

Bachelor's Degree in Mechanical Engineering (1st Class Honors) from Nottingham University, United Kingdom (1973)

RIWAYAT PEKERJAAN

- Komisaris Independen di PT Barito Renewables Tbk (2023-saat ini)
- Chairman di Board of Strides YTL Pte. Ltd. (2023-saat ini)
- Ketua Komite Audit di PT Chandra Asri Pacific Tbk (2021-saat ini)
- Non-Executive and Chairman di Star Energy Oil & Gas Pte. Ltd. (2012-saat ini)
- Wakil Presiden Komisaris merangkap Komisaris Independen di PT Chandra Asri Pacific Tbk (2011-saat ini)
- Direktur Non-Eksekutif di Dialog Systems (Asia) Pte. Ltd. (2008-saat ini)
- Direktur Non-Eksekutif dan Chairman di Star Energy Group Holdings Pte. Ltd. (2012-2023)
- Direktur Non-Eksekutif di Star Energy Geothermal Pte. Ltd. (2012-2023)
- Direktur Non-Eksekutif di Keppel Offshore and Marine Ltd. (2009-2022)
- Direktur Non-Eksekutif di Transocean Ltd. (2011-2021)
- Direktur Non-Eksekutif di Keppel Corporation Ltd.(2010-2021)
- Direktur Non-Eksekutif dan Chairman di KrisEnergy Ltd. (2013-2021)
- Direktur Non-Eksekutif di Singapore LNG (2013-2021)
- Direktur Non-Eksekutif di SMRT Corporation Ltd. (2009-2022)
- Wakil Presiden untuk Bisnis dan Pengembangan di Shell Chemicals untuk wilayah Asia Pasifik dan Timur Tengah (2003-2006)
- Chairman di berbagai perusahaan Shell di Asia Timur Laut (Beijing, China) (2000-2003)

WORK EXPERIENCE

- Independent Commissioner at PT Barito Renewables Tbk (2023-present)
- Chairman of the Board of Strides YTL Pte. Ltd. (2023-present)
- Chairman of the Audit Committee at PT Chandra Asri Pacific Tbk (2021-present)
- Non-Executive and Chairman at Star Energy Oil & Gas Pte. Ltd. (2012-present)
- Vice President Commissioner and Independent Commissioner at PT Chandra Asri Pacific Tbk (2011-present)
- Non-Executive Director at Dialog Systems (Asia) Pte. Ltd. (2008-present)
- Non-Executive Director and Chairman of Star Energy Group Holdings Pte. Ltd. (2012-2023)
- Non-Executive Director of Star Energy Geothermal Pte. Ltd. (2012-2023)
- Non-Executive Director of Keppel Offshore and Marine Ltd. (2009-2022)
- Non-Executive Director of Transocean Ltd. (2011-2021)
- Non-Executive Director of Keppel Corporation Ltd. (2010-2021)
- Non-Executive Director and Chairman of KrisEnergy Ltd. (2013-2021)
- Non-Executive Director at Singapore LNG (2013-2021)
- Non-Executive Director at SMRT Corporation Ltd. (2009-2022)
- Vice President for Business and Development at Shell Chemicals for the Asia Pacific and Middle East region (2003-2006)
- Chairman of Shell companies in North East Asia (Beijing, China) (2000-2003)

RANGKAP JABATAN	CONCURRENT POSITIONS
• Komisaris Independen di PT Barito Renewables Tbk (sejak 2023) • Chairman di Board of Strides YTL Pte. Ltd. (sejak 2023) • Ketua Komite Audit di PT Chandra Asri Pacific Tbk (sejak 2021) • Non-Eksekutif dan Chairman di Star Energy Oil & Gas Pte. Ltd. (sejak 2012) • Direktur Non-Eksekutif di Dialog Systems (Asia) Pte. Ltd. (sejak 2008)	• Independent Commissioner at PT Barito Renewables Tbk (since 2023) • Chairman of the Board of Strides YTL Pte. Ltd. (since 2023) • Chairman of the Audit Committee at PT Chandra Asri Pacific Tbk (since 2021) • Non-Executive and Chairman at Star Energy Oil & Gas Pte. Ltd. (since 2012) • Non-Executive Director at Dialog Systems (Asia) Pte. Ltd. (since 2008)
HUBUNGAN AFILIASI	**AFFILIATION RELATIONSHIP**
Tidak memiliki hubungan afiliasi dengan anggota Dewan Komisaris lainnya, anggota Direksi, serta Pemegang Saham Utama	Has no affiliated relationship with fellow members of the Board of Commissioners, with members of the Board of Directors, or with Majority Shareholders



HO HON CHEONG

Komisaris (Komisaris Independen)
Commissioner (Independent Commissioner)

Kewarganegaraan Nationality	Malaysia | Malaysian
Usia Age	70 tahun 70 years old
Domisili Domicile	Malaysia | Malaysia

DASAR HUKUM PENUNJUKAN

Pertama kali menjabat sebagai Komisaris merangkap Komisaris Independen periode 2015-2018 berdasarkan Keputusan RUPS Luar Biasa tanggal 20 Maret 2015, periode 2018-2021 berdasarkan Keputusan RUPS Tahunan tanggal 23 April 2018, selanjutnya diangkat kembali untuk periode 2021-2024 melalui Keputusan RUPS Tahunan pada tanggal 15 April 2021. Pengangkatan terakhirnya ditetapkan melalui RUPS Tahunan tanggal 8 Mei 2024 untuk masa jabatan hingga tahun 2027.

LEGAL BASIS OF APPOINTMENT

Served as Commissioner and Independent Commissioner for the period spanning 2015 to 2018 based on Extraordinary GMS Resolution dated 20 March 2015; for the period spanning 2018 to 2021 based on Annual GMS Resolution dated 23 April 2018; and then was then reappointed for the period spanning 2021-2024 through Annual GMS Resolution dated 15 April 2021. His last appointment was determined through the Annual GMS on 8 May 2024, for a term of office set to run until 2027.

RIWAYAT PENDIDIKAN/SERTIFIKASI

- Master Administrasi Bisnis jurusan Keuangan dan Akuntansi dari McGill University, Montreal, Quebec, Kanada (1980)
- Sarjana Teknik dari University of Malaya, Kuala Lumpur, Malaysia (1978)
- Pre-University studies under ASEAN Scholarship, Raffles Institution Singapore (1973)

EDUCATIONAL BACKGROUND/CERTIFICATION

- Master of Business Administration, with a major in Finance and Accounting from McGill University, Montreal, Quebec, Canada (1980)
- Bachelor of Engineering from University of Malaya, Kuala Lumpur, Malaysia (1978)
- Pre-University studies under ASEAN Scholarship, Raffles Institution Singapore (1973)

RIWAYAT PEKERJAAN

- Chairman dan Direktur Independen di Frasers Hospitality Trust (2024-saat ini)
- Komisaris merangkap Komisaris Independen di PT Chandra Asri Pacific Tbk (2015-saat ini)
- Chairman dan Direktur Independen di Frasers Logistics & Industrial Trust Pte. Ltd. (2016-2024)
- Direktur Independen di AIA Singapore Pte. Ltd. (2015-2024)
- Direktur Non-Independen di Alliance Bank Malaysia Berhad (2015-2021)
- Penasihat Perusahaan di Temasek International Advisors Pte. Ltd. (2015-2019)
- Non-Executive Chairman di Rothschild (Singapore) Ltd. (2016-2018)
- Presiden Direktur di PT Bank Danamon Indonesia Tbk (2010-2015)
- Direktur Pengelola Investasi di Temasek Holdings Pte. Ltd., Singapura (2009-2010)
- Presiden Direktur dan CEO di PT Bank International Indonesia Tbk (2004-2009)

WORK EXPERIENCE

- Chairman and Independent Director at Frasers Hospitality Trust (2024-present)
- Commissioner and Independent Commissioner at PT Chandra Asri Pacific Tbk (2015-present)
- Chairman and Independent Director at Frasers Logistics & Industrial Trust Pte. Ltd. (2016-2024)
- Independent Director at AIA Singapore Pte. Ltd. (2015-2024)
- Non-Independent Director at Alliance Bank Malaysia Berhad (2015-2021)
- Corporate Advisor at Temasek International Advisors Pte. Ltd. (2015-2019)
- Non-Executive Chairman at Rothschild (Singapore) Ltd. (2016-2018)
- President Director at PT Bank Danamon Indonesia Tbk (2010-2015)
- Investment Managing Director at Temasek Holdings Pte. Ltd., Singapore (2009-2010)
- President Director and CEO at PT Bank International Indonesia Tbk (2004-2009)

RANGKAP JABATAN

Chairman dan Direktur Independen di Frasers Hospitality Trust (sejak 2024)

CONCURRENT POSITIONS

Chairman and Independent Director at Frasers Hospitality Trust (since 2024)

HUBUNGAN AFILIASI

Tidak memiliki hubungan afiliasi dengan anggota Dewan Komisaris lainnya, anggota Direksi, serta Pemegang Saham Utama

AFFILIATION RELATIONSHIP

Has no affiliated relationship with fellow members of the Board of Commissioners, with members of the Board of Directors, or with Majority Shareholders



AGUS SALIM PANGESTU

Komisaris
Commissioner

Kewarganegaraan Nationality	Indonesia | Indonesian
Usia Age	51 tahun 51 years old
Domisili Domicile	Indonesia | Indonesia

DASAR HUKUM PENUNJUKAN

Pertama kali menjabat sebagai Komisaris periode 2011-2012 berdasarkan Keputusan RUPS Luar Biasa PT Tri Polyta Indonesia Tbk tanggal 28 Oktober 2010, periode 2012-2015 berdasarkan Keputusan RUPS Tahunan tanggal 4 Juni 2012, periode 2015-2018 berdasarkan Keputusan RUPS Tahunan tanggal 8 Juni 2015, periode 2018-2021 berdasarkan Keputusan RUPS Tahunan tanggal 23 April 2018, selanjutnya diangkat kembali untuk periode 2021-2024 melalui Keputusan RUPS Tahunan pada tanggal 15 April 2021. Pengangkatan terakhirnya ditetapkan melalui RUPS Tahunan tanggal 8 Mei 2024 untuk masa jabatan hingga tahun 2027.

LEGAL BASIS OF APPOINTMENT

Served as Commissioner for the period spanning 2011 to 2012 based on Extraordinary GMS Resolution of PT Tri Polyta Indonesia Tbk dated 28 October 2010; for the period spanning 2012 to 2015 based on Annual GMS Resolution dated 4 June 2012; for the period spanning 2015 to 2018 based on Annual GMS Resolution dated 8 June 2015; for the period spanning 2018 to 2021 based on Annual GMS Resolution dated 23 April 2018; and then was reappointed for the period spanning 2021 to 2024 through Annual GMS Resolution dated 15 April 2021. His last appointment was determined through the Annual GMS on 8 May 2024, for a term of office set to last until 2027.

RIWAYAT PENDIDIKAN/SERTIFIKASI

Sarjana Ilmu Ekonomi dan Administrasi Bisnis dari Boston College, Amerika Serikat (1994)

EDUCATIONAL BACKGROUND/CERTIFICATION

Bachelor of Economics and Business Administration from Boston College, United States (1994)

RIWAYAT PEKERJAAN

- Direktur di CAPGC Pte. Ltd. (2024-saat ini)
- Presiden Komisaris di PT Barito Renewables Energy Tbk (2023-saat ini)
- Direktur di Star Energy Geothermal Darajat I Ltd. (2017-saat ini)
- Direktur di Star Energy Geothermal Darajat II Ltd. (2017-saat ini)
- Direktur di Star Energy Geothermal Salak Ltd. (2017-saat ini)
- Direktur di Star Energy Geothermal Salak Pratama Ltd. (2017-saat ini)
- Direktur di PT Star Energy Geothermal Suoh Sekincau (2017-saat ini)
- Direktur di PT Darajat Geothermal Indonesia (2017-saat ini)
- Presiden Direktur di PT Barito Pacific Tbk (2013-saat ini)
- Direktur di Star Energy Group Holdings Pte. Ltd. (2013-saat ini)
- Komisaris di PT Chandra Asri Pacific Tbk (2006-saat ini)
- Wakil Presiden Direktur di PT Barito Pacific Tbk (2002-2013)

WORK EXPERIENCE

- Director at CAPGC Pte. Ltd. (2024-present)
- President Commissioner at PT Barito Renewables Energy Tbk (2023-present)
- Director at Star Energy Geothermal Darajat I Ltd. (2017-present)
- Director at Star Energy Geothermal Darajat II Ltd. (2017-present)
- Director at Star Energy Geothermal Salak Ltd. (2017-present)
- Director at Star Energy Geothermal Salak Pratama Ltd. (2017-present)
- Director at PT Star Energy Geothermal Suoh Sekincau (2017-present)
- Director at PT Darajat Geothermal Indonesia (2017-present)
- President Director at PT Barito Pacific Tbk (2013-present)
- Director at Star Energy Group Holdings Pte. Ltd. (2013-present)
- Commissioner at PT Chandra Asri Pacific Tbk (2006-present)
- Vice President Director at PT Barito Pacific Tbk (2002-2013)

RANGKAP JABATAN

- Direktur di CAPGC Pte. Ltd. (sejak 2024)
- Presiden Komisaris di PT Barito Renewables Energy Tbk (sejak 2023)
- Direktur di Star Energy Geothermal Darajat I Ltd. (sejak 2017)
- Direktur di Star Energy Geothermal Darajat II Ltd. (sejak 2017)
- Direktur di Star Energy Geothermal Salak Ltd. (sejak 2017)
- Direktur di Star Energy Geothermal Salak Pratama Ltd. (sejak 2017)
- Direktur di PT Star Energy Geothermal Suoh Sekincau (sejak 2017)
- Direktur di PT Darajat Geothermal Indonesia (sejak 2017)
- Presiden Direktur di PT Barito Pacific Tbk (sejak 2013)
- Direktur di Star Energy Group Holdings Pte. Ltd. (sejak 2013)

CONCURRENT POSITIONS

- Director at CAPGC Pte. Ltd. (since 2024)
- President Commissioner at PT Barito Renewables Energy Tbk (since 2023)
- Director at Star Energy Geothermal Darajat I Ltd. (since 2017)
- Director at Star Energy Geothermal Darajat II Ltd. (since 2017)
- Director at Star Energy Geothermal Salak Ltd. (since 2017)
- Director at Star Energy Geothermal Salak Pratama Ltd. (since 2017)
- Director at PT Star Energy Geothermal Suoh Sekincau (since 2017)
- Director at PT Darajat Geothermal Indonesia (since 2017)
- President Director at PT Barito Pacific Tbk (since 2013)
- Director at Star Energy Group Holdings Pte. Ltd. (since 2013)

HUBUNGAN AFILIASI

Memiliki hubungan afiliasi dengan Pemegang Saham Utama (PT Barito Pacific Tbk), serta anggota Direksi (Baritono Prajogo Pangestu)

AFFILIATION RELATIONSHIP

Has an affiliated relationship with the Majority Shareholder (PT Barito Pacific Tbk), as well as with a member of the Board of Directors (Baritono Prajogo Pangestu)



LIM CHONG THIAN

Komisaris
Commissioner

Kewarganegaraan Nationality	Malaysia | Malaysian
Usia Age	66 tahun 66 years old
Domisili Domicile	Australia | Australia

DASAR HUKUM PENUNJUKAN

Pertama kali menjabat sebagai Komisaris periode 2019-2021 terhitung sejak 1 Juli 2019 berdasarkan Keputusan RUPS Tahunan tanggal 13 Mei 2019, selanjutnya diangkat kembali untuk periode 2021-2024 melalui Keputusan RUPS Tahunan pada tanggal 15 April 2021. Pengangkatan terakhirnya ditetapkan melalui RUPS Tahunan tanggal 8 Mei 2024 untuk masa jabatan hingga tahun 2027.

LEGAL BASIS OF APPOINTMENT

Served as Commissioner for the period spanning 2019 to 2021 starting from 1 July 2019 based on Annual GMS Resolution dated 13 May 2019; and was then reappointed for the period spanning 2021 to 2024 through Annual GMS Resolution dated 15 April 2021. His last appointment was determined through the Annual GMS on 8 May 2024, for a term of office set to last until 2027.

RIWAYAT PENDIDIKAN/SERTIFIKASI

- Sarjana Bisnis (Akuntansi, Keuangan & Sistem) dari University of New South Wales, Australia (1979)
- Anggota dari CPA Australia, Malaysian Institute of Accountants, dan anggota dari Australian Institute of Company Directors

EDUCATIONAL BACKGROUND/CERTIFICATION

- Bachelor of Commerce (Accounting, Finance & Systems) from the University of New South Wales, Australia (1979)
- Member of CPA Australia, the Malaysian Institute of Accountants, and the Australian Institute of Company Directors

RIWAYAT PEKERJAAN

- Ketua Komite Audit di PT Fajar Surya Wisesa (2022-saat ini)
- Komisaris di PT Barito Pacific Tbk (2019-saat ini)
- Komisaris Independen di PT Fajar Surya Wisesa Tbk (2019-saat ini)
- Komisaris di PT Chandra Asri Pacific Tbk (2019-saat ini)
- Direktur di PT Chandra Asri Perkasa (2017-2019)
- Komisaris di PT Styrindo Mono Indonesia (2014-2019)
- Direktur di PT Petrokimia Butadiene Indonesia (2013-2019)
- Direktur Keuangan dan CFO di PT Chandra Asri Pacific Tbk (dahulu bernama PT Chandra Asri Petrochemical Tbk) (2011-Juni 2019)
- Direktur di Altus Capital Pte. Ltd. (sekarang Chandra Asri Trading Company Pte. Ltd.) (2010-2019)
- Direktur Keuangan di PT Chandra Asri (2006-2010)

WORK EXPERIENCE

- Chairman of the Audit Committee at PT Fajar Surya Wisesa (2022-present)
- Commissioner at PT Barito Pacific Tbk (2019-present)
- Independent Commissioner at PT Fajar Surya Wisesa Tbk (2019-present)
- Commissioner at PT Chandra Asri Pacific Tbk (2019-present)
- Director at PT Chandra Asri Perkasa (2017-2019)
- Commissioner at PT Styrindo Mono Indonesia (2014-2019)
- Director at PT Petrokimia Butadiene Indonesia (2013-2019)
- Finance Director and CFO at PT Chandra Asri Pacific Tbk (formerly PT Chandra Asri Petrochemical Tbk) (2011-June 2019)
- Director at Altus Capital Pte. Ltd. (now Chandra Asri Trading Company Pte. Ltd.) (2010-2019)
- Finance Director at PT Chandra Asri (2006-2010)

RANGKAP JABATAN

- Ketua Komite Audit di PT Fajar Surya Wisesa (sejak 2022)
- Komisaris di PT Barito Pacific Tbk (sejak 2019)
- Komisaris Independen di PT Fajar Surya Wisesa Tbk (sejak 2019)

CONCURRENT POSITIONS

- Chairman of the Audit Committee at PT Fajar Surya Wisesa (since 2022)
- Commissioner at PT Barito Pacific Tbk (since 2019)
- Independent Commissioner at PT Fajar Surya Wisesa Tbk (since 2019)

HUBUNGAN AFILIASI

Memiliki hubungan afiliasi dengan Pemegang Saham Utama (PT Barito Pacific Tbk)

AFFILIATION RELATIONSHIP

Has an affiliated relationship with the Majority Shareholder (PT Barito Pacific Tbk)



SAKCHAI PATIPARNPREECHAVUD

Komisaris
Commissioner

Kewarganegaraan Nationality	Thailand | Thai
Usia Age	57 tahun 57 years old
Domisili Domicile	Thailand | Thailand

DASAR HUKUM PENUNJUKAN

Pertama kali diangkat sebagai Komisaris untuk periode 2021-2024 berdasarkan Keputusan RUPS Luar Biasa pada tanggal 8 November 2021. Pengangkatan terakhirnya ditetapkan melalui RUPS Tahunan tanggal 8 Mei 2024 untuk masa jabatan hingga tahun 2027.

LEGAL BASIS OF APPOINTMENT

Appointed as Commissioner for the period spanning 2021 to 2024 based on Extraordinary GMS Resolution dated 8 November 2021. His last appointment was determined through the Annual GMS on 8 May 2024, for a term of office set to last until 2027.

RIWAYAT PENDIDIKAN/SERTIFIKASI

- Master of Business Administration dari Universitas Kasetsart (1995)
- Sarjana Teknik Kimia dari Universitas Chulalongkorn (1989)

EDUCATIONAL BACKGROUND/CERTIFICATION

- Master of Business Administration from Kasetsart University (1995)
- Bachelor of Chemical Engineering from the University Chulalongkorn (1989)

RIWAYAT PEKERJAAN

- Direktur di CAPGC Pte. Ltd (2024-saat ini)
- Komisaris di PT Chandra Asri Pacific Tbk (2021-saat ini)
- Presiden dan CEO di SCG Chemicals Company Limited (2024-saat ini)
- Chief Commercial Officer and Executive Vice President-Vinyl Chain di SCG Chemicals Co., Ltd., (2018-2024)
- Komisaris di PT Nusantara Polymer Solutions (2022-2024)
- Presiden Komisaris di PT Nusantara Polymer Solutions (2018-2022)
- Business Group Head of Basics/Formulations/Fabrications di SCG Chemicals Co., Ltd. (2015-2017)
- Managing Director di SCG Performance Chemicals Co., Ltd. (2015-2017)
- Managing Director di SCG Plastics Co., Ltd. (2009-2015)
- Managing Director di Mehr Petrochemical Company, Iran (2005-2009)

WORK EXPERIENCE

- Director at CAPGC Pte. Ltd (2024-present)
- Commissioner at PT Chandra Asri Pacific Tbk (2021-present)
- President and CEO at SCG Chemicals Company Limited (2024-present)
- Chief Commercial Officer and Executive Vice President-Vinyl Chain at SCG Chemicals Co., Ltd., (2018-2024)
- Commissioner at PT Nusantara Polymer Solutions (2022-2024)
- President Commissioner at PT Nusantara Polymer Solutions (2018-2022)
- Business Group Head of Basics/Formulations/Fabrications at SCG Chemicals Co., Ltd. (2015-2017)
- Managing Director at SCG Performance Chemicals Co., Ltd. (2015-2017)
- Managing Director at SCG Plastics Co., Ltd. (2009-2015)
- Managing Director at Mehr Petrochemical Company, Iran (2005-2009)

RANGKAP JABATAN

- Direktur di CAPGC Pte. Ltd. (sejak 2024)
- President & CEO di SCG Chemicals Company Limited (sejak 2024)

CONCURRENT POSITIONS

- Director at CAPGC Pte. Ltd. (since 2024)
- President & CEO at SCG Chemicals Company Limited (since 2024)

HUBUNGAN AFILIASI

Memiliki hubungan afiliasi dengan Pemegang Saham Utama (SCG Chemicals Co., Ltd.)

AFFILIATION RELATIONSHIP

Has an affiliate relationship with the Majority Shareholder (SCG Chemicals Co., Ltd.)



SANTI WASANASIRI

Komisaris
Commissioner

Kewarganegaraan Nationality	Thailand | Thai
Usia Age	59 tahun 59 years old
Domisili Domicile	Thailand | Thailand

DASAR HUKUM PENUNJUKAN

Pertama kali diangkat sebagai Komisaris untuk periode 2021-2024 berdasarkan Keputusan RUPS Luar Biasa pada tanggal 8 November 2021. Pengangkatan terakhirnya ditetapkan melalui RUPS Tahunan tanggal 8 Mei 2024 untuk masa jabatan hingga tahun 2027.

LEGAL BASIS OF APPOINTMENT

Appointed as Commissioner for the period spanning 2021 to 2024 based on Extraordinary GMS Resolution dated 8 November 2021. His last appointment was determined through the Annual GMS on 8 May 2024 for a term of office set to last until 2027.

RIWAYAT PENDIDIKAN/SERTIFIKASI

Sarjana Teknik Kimia dari Chulalongkorn University (1988)

EDUCATIONAL BACKGROUND/CERTIFICATION

Bachelor of Chemical Engineering from Chulalongkorn University (1988)

RIWAYAT PEKERJAAN

- Executive Vice President - Operation Excellence di Thai Oil Public Company Limited (2023-saat ini)
- Direktur di LABIX Company Limited (2023-saat ini)
- Executive Vice President - Petrochemical Business di Thai Oil Public Company Limited (2022-saat ini)
- Komisaris di PT TOP Investment Indonesia (2021-saat ini)
- Komisaris di PT Chandra Asri Pacific Tbk (2021-saat ini)
- Direktur di Sak Chaisidhi Company Limited (2021-saat ini)
- Vice President - Special Assignment di Thai Oil Public Company Limited (2020-saat ini)
- Managing Director di Thai Lube Base Public Company Limited (2020-saat ini)
- Managing Director di Thai Paraxylene Co, Ltd. (2020-saat ini)
- Direktur di TOP Ventures Company Limited (2019-2021)
- Direktur di TOP Ventures Hong Kong Company Limited (2019-2021)
- Vice President - New S-Curve Business Development di Thai Oil - Public Company Limited (2018-2020)
- Wakil Presiden - Innovation and Sustainability Management di - Thai Oil Public Company Limited (2013-2018)
- Managing Director di Thai Oil Energy Services Company Limited (TES) (2011-2013)

WORK EXPERIENCE

- Executive Vice President - Operation Excellence at Thai Oil Public Company Limited (2023-present)
- Director at LABIX Company Limited (2023-present)
- Executive Vice President - Petrochemical Business at Thai Oil Public Company Limited (2022-present)
- Commissioner at PT TOP Investment Indonesia (2021-present)
- Commissioner at PT Chandra Asri Pacific Tbk (2021-present)
- Director at Sak Chaisidhi Company Limited (2021-present)
- Vice President - Special Assignment at Thai Oil Public Company Limited (2020-present)
- Managing Director at Thai Lube Base Public Company Limited (2020-present)
- Managing Director at Thai Paraxylene Co, Ltd. (2020-present)
- Director at TOP Ventures Company Limited (2019-2021)
- Director at TOP Ventures Hong Kong Company Limited (2019-2021)
- Vice President - New S-Curve Business Development at Thai Oil - Public Company Limited (2018-2020)
- Vice President - Innovation and Sustainability Management at - Thai Oil Public Company Limited (2013-2018)
- Managing Director at Thai Oil Energy Services Company Limited (TES) (2011-2013)

RANGKAP JABATAN

- Executive Vice President - Operation Excellence di Thai Oil Public Company Limited (sejak 2023)
- Direktur di LABIX Company Limited (sejak 2023)
- Executive Vice President - Petrochemical Business di Thai Oil Public Company Limited (sejak 2022)
- Komisaris di PT TOP Investment Indonesia (sejak 2021)
- Direktur di Sak Chaisidhi Company Limited (sejak 2021)
- Vice President - Special Assignment di Thai Oil Public Company Limited (sejak 2020)
- Managing Director di Thai Lube Base Public Company Limited (sejak 2020)
- Managing Director di Thai Paraxylene Co, Ltd. (sejak 2020)

CONCURRENT POSITIONS

- Executive Vice President - Operation Excellence at Thai Oil Public Company Limited (since 2023)
- Director at LABIX Company Limited (since 2023)
- Executive Vice President - Petrochemical Business at Thai Oil Public Company Limited (since 2022)
- Commissioner at PT TOP Investment Indonesia (since 2021)
- Director at Sak Chaisidhi Company Limited (since 2021)
- Vice President - Special Assignment at Thai Oil Public Company Limited (since 2020)
- Managing Director at Thai Lube Base Public Company Limited (since 2020)
- Managing Director at Thai Paraxylene Co, Ltd. (since 2020)

HUBUNGAN AFILIASI

Memiliki hubungan afiliasi dengan Pemegang Saham Perseroan (PT TOP Investment Indonesia) dan Pemegang Saham tidak langsung (Thai Oil Public Company Limited)

AFFILIATION RELATIONSHIP

Has an affiliated relationship with the Company's Shareholders (PT TOP Investment Indonesia) and indirect Shareholders (Thai Oil Public Company Limited)



BANDHIT THAMPRAJAMCHIT

Komisaris
Commissioner

Kewarganegaraan Nationality	Thailand | Thai
Usia Age	54 tahun 54 years old
Domisili Domicile	Thailand | Thailand

DASAR HUKUM PENUNJUKAN

Pertama kali diangkat sebagai Komisaris untuk periode 2023-2024 berdasarkan Keputusan RUPS Luar Biasa pada tanggal 12 Januari 2023. Kemudian diangkat kembali melalui RUPS Tahunan tanggal 8 Mei 2024 untuk masa jabatan hingga tahun 2027.

LEGAL BASIS OF APPOINTMENT

Appointed as Commissioner for the period spanning 2023 to 2024 based on Extraordinary GMS Resolution dated 12 January 2023. Then he was reappointed through the Annual GMS on 8 May 2024 for a term of office set to last until 2027.

RIWAYAT PENDIDIKAN/SERTIFIKASI

- Magister Administrasi Bisnis (Executive) dari Sasin Graduate Institute of Business Administration of Chulalongkorn University, Bangkok, Thailand (2006)
- Magister Sains Teknik Kimia Lanjutan dari Imperial College, University of London, Inggris (1991)
- Sarjana Teknik (Teknik Kimia) dari Chulalongkorn University, Bangkok, Thailand (1990)

EDUCATIONAL BACKGROUND/CERTIFICATION

- Master of Business Administration (Executive) from Sasin Graduate Institute of Business Administration of Chulalongkorn University, Bangkok, Thailand (2006)
- Master of Science in Advanced Chemical Engineering from Imperial College, University of London, England (1991)
- Bachelor of Engineering (Chemical Engineering) from Chulalongkorn University, Bangkok, Thailand (1990)

RIWAYAT PEKERJAAN

- Acting Executive Vice President - Corporate Governance and Sustainability di Thai Oil Public Company Limited (2025-saat ini)
- Direktur di CAPGC Pte. Ltd. (2024-saat ini)
- Chairman dan Direktur di TOPNEXT International Company Limited (2023-saat ini)
- Senior Executive Vice President di PTT Public Limited Company (2023-saat ini)
- Chairman di LABIX Co., Ltd. (2023-saat ini)
- Chairman di Thai Paraxylene Co., Ltd. (2023-saat ini)
- Direktur di Sapthip Co., Ltd. (2023-saat ini)
- Direktur di Global Power Synergy Plc (2023-saat ini)
- Komisaris di PT Chandra Asri Pacific Tbk (2023-saat ini)
- Chief Executive Officer dan President, Director, Anggota Komite Manajemen Risiko, dan Secretary to the Board of Directors di Thai Oil Public Company Limited (2023-saat ini)
- Direktur di LABIX Co., Ltd. (2020-saat ini)
- Acting Executive Vice President - Corporate Governance and Affairs di Thai Oil Public Company Limited (2024)
- Acting Senior Executive Vice President - Hydrocarbon and Acting Executive Vice President - Manufacturing di Thai Oil Public Company Limited (2023)
- Acting Managing Director di LABIX Co., Ltd. (2023)
- Senior Executive Vice President - Hydrocarbon and Acting Executive Vice President - Manufacturing di Thai Oil Public Company Limited (2021-2022)
- Chairman di Thai Lube Base Plc (2020-2023)
- Senior Executive Vice President - Petroleum & Petrochemical di Thai Oil Public Company Limited (2020)

WORK EXPERIENCE

- Acting Executive Vice President - Corporate Governance and Sustainability at Thai Oil Public Company Limited (2025-present)
- Director at CAPGC Pte. Ltd. (2024-present)
- Chairman and Director at TOPNEXT International Company Limited (2023-present)
- Senior Executive Vice President at PTT Public Limited Company (2023-present)
- Chairman at LABIX Co., Ltd. (2023-present)
- Chairman at Thai Paraxylene Co., Ltd. (2023-present)
- Director at Sapthip Co., Ltd. (2023-present)
- Director at Global Power Synergy Plc (2023-present)
- Commissioner at PT Chandra Asri Pacific Tbk (2023-present)
- Chief Executive Officer and President, Director, Member of the Risk Management Committee, the Secretary to the Board of Directors at Thai Oil Public Company Limited (2023-present)
- Director at LABIX Co., Ltd. (2020-present)
- Acting Executive Vice President - Corporate Governance and Affairs at Thai Oil Public Company Limited (2024)
- Acting Senior Executive Vice President - Hydrocarbon and Acting Executive Vice President - Manufacturing at Thai Oil Public Company Limited (2023)
- Acting Managing Director at LABIX Co., Ltd. (2023)
- Senior Executive Vice President - Hydrocarbon and Acting Executive Vice President - Manufacturing at Thai Oil Public Company Limited (2021-2022)
- Chairman at Thai Lube Base Plc (2020-2023)
- Senior Executive Vice President - Petroleum & Petrochemical at Thai Oil Public Company Limited (2020)

RANGKAP JABATAN	CONCURRENT POSITIONS
• Acting Executive Vice President - Corporate Governance and Sustainability di Thai Oil Public Company Limited (sejak 2025) • Direktur di CAPGC Pte. Ltd. (sejak 2024) • Chairman dan Direktur di TOPNEXT International Company Limited (sejak 2023) • Senior Executive Vice President di PTT Public Limited Company (sejak 2023) • Chairman dan Direktur di LABIX Co., Ltd. (sejak 2023) • Chairman dan Direktur di Thai Paraxylene Co., Ltd. (sejak 2023) • Direktur di Sapthip Co., Ltd. (sejak 2023) • Direktur di Global Power Synergy Plc (sejak 2023) • Chief Executive Officer dan President, Director, Anggota Komite Manajemen Risiko, dan Secretary to the Board of Directors di Thai Oil Public Company Limited (sejak 2023) • Direktur di LABIX Co., Ltd. (sejak 2020)	• Acting Executive Vice President - Corporate Governance and Sustainability at Thai Oil Public Company Limited (since 2025) • Director at CAPGC Pte. Ltd. (since 2024) • Chairman and Director at TOPNEXT International Company Limited (since 2023) • Senior Executive Vice President at PTT Public Limited Company (since 2023) • Chairman and Director at LABIX Co., Ltd. (since 2023) • Chairman and Director at Thai Paraxylene Co., Ltd. (since 2023) • Director at Sapthip Co., Ltd. (since 2023) • Director at Global Power Synergy Plc (since 2023) • Chief Executive Officer and President, Director, Member of the Risk Management Committee, the Secretary to the Board of Directors at Thai Oil Public Company Limited (since 2023) • Director at LABIX Co., Ltd. (since 2020)
HUBUNGAN AFILIASI	**AFFILIATION RELATIONSHIP**
Memiliki hubungan afiliasi dengan Pemegang Saham tidak langsung (Thai Oil Public Company Limited)	Has an affiliated relationship with an indirect Shareholder (Thai Oil Public Company Limited)



CHANTANIDA SARIGAPHUTI

Komisaris
Commissioner

Kewarganegaraan Nationality	Thailand | Thai
Usia Age	55 tahun 55 years old
Domisili Domicile	Thailand | Thailand

DASAR HUKUM PENUNJUKAN

Pertama kali diangkat sebagai Komisaris melalui keputusan RUPS Tahunan tanggal 8 Mei 2024.

LEGAL BASIS OF APPOINTMENT

Appointed as Commissioner through Annual GMS Resolution dated 8 May 2024.

RIWAYAT PENDIDIKAN/SERTIFIKASI

- CFO's Orientation Course di Bursa Efek Thailand (2022)
- Program Sertifikasi Direktur (DCP-312) dari Thai Institute of Directors Association (2021)
- Program Manajemen Tingkat Lanjut (AMP) dari Harvard Business School, USA (2015)
- Program Sekretaris Perusahaan (CSP-43) dari Thai Institute of Directors Association (2011)
- Program Pengembangan Eksekutif (EDP) dari Columbia Business School (2009)
- Program Pengembangan Manajemen (MDP) dari The Wharton School, University of Pennsylvania (2004)
- Magister Sains di bidang Keuangan, University of Illinois Urbana-Champaign Amerika (1993)
- Sarjana Administrasi Bisnis, Chulalongkorn University (First Class Honor with Gold Medal) (1990)

EDUCATIONAL BACKGROUND/CERTIFICATION

- CFO Orientation Course at the Stock Exchange of Thailand (2022)
- Director Certification Program (DCP-312) from the Thai Institute of Directors Association (2021)
- Advanced Management Program (AMP) from Harvard Business School, USA (2015)
- Corporate Secretary Program (CSP-43) from the Thai Institute of Directors Association (2011)
- Executive Development Program (EDP) from Columbia Business School (2009)
- Management Development Program (MDP) from The Wharton School, University of Pennsylvania (2004)
- Master of Science in Finance, University of Illinois Urbana-Champaign America (1993)
- Bachelor of Business Administration, Chulalongkorn University (First Class Honor with Gold Medal) (1990)

RIWAYAT PEKERJAAN

- Komisaris di PT Chandra Asri Pacific Tbk (2024-saat ini)
- Wakil Presiden - Keuangan dan Investasi & CFO di The Siam Cement Public Company Limited (2022-saat ini)
- Corporate Planning and Finance Director di The Siam Cement Public Company Limited (2017-2022)
- Corporate Treasurer di The Siam Cement Public Company Limited (2012-2017)
- General Manager, Corporate Services Group di Thai Plastic and Chemicals Public Co., Ltd. (2010-2011)
- Managing Director di SCT Services Co., Ltd. (2008-2010)

WORK EXPERIENCE

- Commissioner at PT Chandra Asri Pacific Tbk (2024-present)
- Vice President - Finance and Investment & CFO at The Siam Cement Public Company Limited (2022-present)
- Corporate Planning and Finance Director at The Siam Cement Public Company Limited (2017-2022)
- Corporate Treasurer at The Siam Cement Public Company Limited (2012-2017)
- General Manager, Corporate Services Group at Thai Plastic and Chemicals Public Co., Ltd. (2010-2011)
- Managing Director at SCT Services Co., Ltd. (2008-2010)

RANGKAP JABATAN

Wakil Presiden - Keuangan dan Investasi & CFO di The Siam Cement Public Company Limited (sejak 2022)

CONCURRENT POSITIONS

Vice President - Finance and Investment & CFO at The Siam Cement Public Company Limited (since 2022)

HUBUNGAN AFILIASI

Memiliki afiliasi dengan pemegang saham mayoritas (SCG Chemicals Public Co., Ltd.)

AFFILIATION RELATIONSHIP

Has an affiliated relationship with the majority shareholder (SCG Chemicals Public Co., Ltd.)



SURACHA UDOMSAK

Komisaris
Commissioner

Kewarganegaraan Nationality	Thailand | Thai
Usia Age	56 tahun 56 years old
Domisili Domicile	Thailand | Thailand

DASAR HUKUM PENUNJUKAN

Pertama kali diangkat sebagai Komisaris melalui keputusan RUPS Luar Biasa tanggal 23 Oktober 2024.

LEGAL BASIS OF APPOINTMENT

Appointed as Commissioner through Extraordinary GMS Resolution dated 23 October 2024.

RIWAYAT PENDIDIKAN/SERTIFIKASI

- Program Manajemen Tingkat Lanjut-184 dari Harvard University, USA (2013)
- Doktor di Bidang Teknik Kimia dari Texas A&M University, USA (1994)
- Sarjana Teknik Kimia dari Chulalongkorn University (1988)

EDUCATIONAL BACKGROUND/CERTIFICATION

- Advanced Management Program-184 from Harvard University, USA (2013)
- Doctorate in Chemical Engineering from Texas A&M University, USA (1994)
- Bachelor of Chemical Engineering from Chulalongkorn University (1988)

RIWAYAT PEKERJAAN

- Komisaris di PT Chandra Asri Asri Pacific Tbk (2024-saat ini)
- Chief Operations and Innovation Officer di SCG Chemicals Public Company Limited (2024-saat ini)
- Chief Innovation Officer di SCG Chemicals Public Company Limited (2024)
- Chief Innovation Officer and Executive Vice President - New Business di SCG Chemicals Public Company Limited (2022-2024)
- Vice President - Chemicals Business and CTO-Innovation and Technology di SCG Chemicals Co., Ltd. (2019-2021)
- R&D Director and Emerging Business Director di SCG Chemicals Co., Ltd. (2018-2019)
- R&D Director and Business Group Head - Technology di SCG Chemicals Co., Ltd. (2013-2017)
- Business Group Head - Technology di SCG Chemicals Co., Ltd. (2011-2017)
- Managing Director di Thai Polyethylene Co., Ltd. (2007-2011)
- Deputy Managing Director di Grand Siam Composite Co., Ltd. (2004-2007)

WORK EXPERIENCE

- Commissioner at PT Chandra Asri Pacific Tbk (2024-present)
- Chief Operations and Innovation Officer at SCG Chemicals Public Company Limited (2024-present)
- Chief Innovation Officer at SCG Chemicals Public Company Limited (2024)
- Chief Innovation Officer and Executive Vice President - New Business at SCG Chemicals Public Company Limited (2022-2024)
- Vice President - Chemicals Business and CTO-Innovation and Technology at SCG Chemicals Co., Ltd. (2019-2021)
- R&D Director and Emerging Business Director at SCG Chemicals Co., Ltd. (2018-2019)
- R&D Director and Business Group Head - Technology at SCG Chemicals Co., Ltd. (2013-2017)
- Business Group Head - Technology at SCG Chemicals Co., Ltd. (2011-2017)
- Managing Director at Thai Polyethylene Co., Ltd. (2007-2011)
- Deputy Managing Director at Grand Siam Composite Co., Ltd. (2004-2007)

RANGKAP JABATAN

Chief Operations and Innovation Officer di SCG Chemicals Public Company Limited (sejak 2024)

CONCURRENT POSITIONS

Chief Operations and Innovation Officer at SCG Chemicals Public Company Limited (since 2024)

HUBUNGAN AFILIASI

Memiliki afiliasi dengan pemegang saham mayoritas (SCG Chemicals Public Co., Ltd.)

AFFILIATION RELATIONSHIP

Has an affiliated relationship with the majority shareholder (SCG Chemicals Public Co., Ltd.)

PROFIL DIREKSI

BOARD OF DIRECTORS' PROFILE



ERWIN CIPUTRA

Presiden Direktur
President Director

Kewarganegaraan Nationality	Indonesia | Indonesian
Usia Age	50 tahun 50 years old
Domisili Domicile	Indonesia | Indonesia

DASAR HUKUM PENUNJUKAN

Pertama kali diangkat sebagai Presiden Direktur periode 2011-2012 berdasarkan Keputusan RUPS Luar Biasa PT Tri Polyta Indonesia Tbk tanggal 28 Oktober 2010, periode 2012-2015 berdasarkan Keputusan RUPS Tahunan tanggal 4 Juni 2012, periode 2015-2018 berdasarkan Keputusan RUPS Tahunan tanggal 8 Juni 2015, periode 2018-2021 berdasarkan Keputusan RUPS Tahunan tanggal 23 April 2018, selanjutnya diangkat kembali untuk periode 2021-2024 melalui RUPS Tahunan pada tanggal 15 April 2021. Pengangkatan terakhirnya ditetapkan melalui RUPS Tahunan tanggal 8 Mei 2024 untuk masa jabatan hingga tahun 2027.

LEGAL BASIS OF APPOINTMENT

Appointed as President Director for the period spanning 2011 to 2012 based on Extraordinary GMS Resolution of PT Tri Polyta Indonesia Tbk dated 28 October 2010; for the period spanning 2012 to 2015 based on Annual GMS Resolution dated 4 June 2012; for the period spanning 2015 to 2018 based on Annual GMS Resolution dated 8 June 2015; for the period spanning 2018 to 2021 based on Annual GMS Resolution dated 23 April 2018; and then was reappointed for the period spanning 2021 to 2024 through the Annual GMS on 15 April 2021. His last appointment was determined through the Annual GMS on 8 May 2024 for a term of office set to last until 2027.

RIWAYAT PENDIDIKAN/SERTIFIKASI

Sarjana Ekonomi dari Wharton School, University of Pennsylvania, Philadelphia, Amerika Serikat (1996)

EDUCATIONAL BACKGROUND/CERTIFICATION

Bachelor of Economics from the Wharton School, University of Pennsylvania, Philadelphia, United States (1996)

RIWAYAT PEKERJAAN	WORK EXPERIENCE
• Presiden Komisaris di PT Borneo Bangun Banua Bestari (2024-saat ini)	• President Commissioner at PT Borneo Bangun Banua Bestari (2024-present)
• Presiden Komisaris di PT Borneo Bangun Banua (2024-saat ini)	• President Commissioner at PT Borneo Bangun Banua (2024-present)
• Presiden Komisaris di PT Multi Tambangjaya Utama (2024-saat ini)	• President Commissioner at PT Multi Tambangjaya Utama (2024-present)
• Presiden Komisaris di PT Chandra Maritime International (2024-saat ini)	• President Commissioner at PT Chandra Maritime International (2024-present)
• Presiden Komisaris di PT Chandra Shipping International (2024-saat ini)	• President Commissioner at PT Chandra Shipping International (2024-present)
• Presiden Komisaris di PT Chandra Domestic Warehouse (2024-saat ini)	• President Commissioner at PT Chandra Domestic Warehouse (2024-present)
• Presiden Komisaris di PT Marina Indah Maritim (2024-saat ini)	• President Commissioner at PT Marina Indah Maritim (2024-present)
• Komisaris di PT Chandra Daya Investasi (2024-saat ini)	• Commissioner at PT Chandra Daya Investasi (2024-present)
• Komisaris di PT Prima Mineral Investindo (2023-saat ini)	• Commissioner at PT Prima Mineral Investindo (2023-present)
• Komisaris di PT Green Natural Investama (2023-saat ini)	• Commissioner at PT Green Natural Investama (2023-present)
• Komisaris di PT Kreasi Jasa Persada (2023-saat ini)	• Commissioner at PT Kreasi Jasa Persada (2023-present)
• Presiden Komisaris di PT Armada Maritim Persada (2023-saat ini)	• President Commissioner at PT Armada Maritim Persada (2023-present)
• Komisaris di PT Petrosea Tbk (2023-saat ini)	• Commissioner at PT Petrosea Tbk (2023-present)
• Komisaris di PT Barito Renewables Energy Tbk (2023-saat ini)	• Commissioner at PT Barito Renewables Energy Tbk (2023-present)
• Presiden Direktur di PT Chandra Cilegon Port (2023-saat ini)	• President Director at PT Chandra Cilegon Port (2023-present)
• Presiden Direktur di PT Chandra Asri Port (2023-saat ini)	• President Director at PT Chandra Asri Port (2023-present)
• Presiden Direktur di PT Chandra Samudera Port (2023-saat ini)	• President Director at PT Chandra Samudera Port (2023-present)
• Presiden Direktur di PT Chandra Asri Alkali (2023-saat ini)	• President Director at PT Chandra Asri Alkali (2023-present)
• Presiden Direktur di PT Chandra Pelabuhan Nusantara (2023-saat ini)	• President Director at PT Chandra Pelabuhan Nusantara (2023-present)
• Direktur di Star Energy Group Holdings Pte. Ltd. (2022-saat ini)	• Director at Star Energy Group Holdings Pte. Ltd. (2022-present)
• Presiden Komisaris di PT Petrindo Jaya Kreasi Tbk (2022-saat ini)	• President Commissioner at PT Petrindo Jaya Kreasi Tbk (2022-present)
• Komisaris di PT Tamtama Perkasa (2022-saat ini)	• Commissioner at PT Tamtama Perkasa (2022-present)
• Komisaris di PT Mareta Persada (2022-saat ini)	• Commissioner at PT Mareta Persada (2022-present)
• Komisaris di PT Pika Utama Resources (2022-saat ini)	• Commissioner at PT Pika Utama Resources (2022-present)
• Komisaris di PT Bara International (2022-saat ini)	• Commissioner at PT Bara International (2022-present)
• Komisaris di PT Daya Bumindo Karunia (2022-saat ini)	• Commissioner at PT Daya Bumindo Karunia (2022-present)
• Komisaris di PT Equator Sumber Energi (2022-saat ini)	• Commissioner at PT Equator Sumber Energi (2022-present)
• Komisaris di PT Intam (2022-saat ini)	• Commissioner at PT Intam (2022-present)
• Komisaris di PT SCG Barito Logistics (2022-saat ini)	• Commissioner at PT SCG Barito Logistics (2022-present)
• Presiden Direktur di PT Chandra Asri Perkasa (2017-saat ini)	• President Director at PT Chandra Asri Perkasa (2017-present)
• Presiden Direktur di PT Chandra Asri Pacific Tbk (2011-saat ini)	• President Director at PT Chandra Asri Pacific Tbk (2011-present)
• Komisaris di PT Krakatau Chandra Energi (2023-2024)	• Commissioner at PT Krakatau Chandra Energi (2023-2024)
• Presiden Direktur di PT Chandra Daya Investasi (2023-2024)	• President Director at PT Chandra Daya Investasi (2023-2024)
• Komisaris di PT Krakatau Tirta Industri (2023)	• Commissioner at PT Krakatau Tirta Industri (2023)
• Komisaris di PT Petrindo Jaya Kreasi Tbk (2022)	• Commissioner at PT Petrindo Jaya Kreasi Tbk (2022)
• Direktur di Chandra Asri Trading Company Pte. Ltd. (2020-2022)	• Director at Chandra Asri Trading Company Pte. Ltd. (2020-2022)
• Presiden Komisaris di PT Synthetic Rubber Indonesia (2013-2019)	• President Commissioner at PT Synthetic Rubber Indonesia (2013-2019)
• Presiden Direktur di PT Styrindo Mono Indonesia (2010-2020)	• President Director at PT Styrindo Mono Indonesia (2010-2020)
• Presiden Direktur di PT Petrokimia Butadiene Indonesia (2010-2019)	• President Director at PT Petrokimia Butadiene Indonesia (2010-2019)
• Direktur di Altus Capital Pte. Ltd. (sekarang Chandra Asri Trading Company Pte. Ltd.) (2010-2018)	• Director at Altus Capital Pte. Ltd. (now Chandra Asri Trading Company Pte. Ltd.) (2010-2018)
• Presiden Direktur di PT Chandra Asri (2007-2010)	• President Director at PT Chandra Asri (2007-2010)
• Wakil Presiden Direktur di PT Chandra Asri (2004-2007)	• Vice President Director at PT Chandra Asri (2004-2007)

RANGKAP JABATAN	CONCURRENT POSITIONS
• Presiden Komisaris di PT Borneo Bangun Banua Bestari (sejak 2024) • Presiden Komisaris di PT Borneo Bangun Banua (sejak 2024) • Presiden Komisaris di PT Multi Tambangjaya Utama (sejak 2024) • Presiden Komisaris di PT Chandra Maritime International (sejak 2024) • Presiden Komisaris di PT Chandra Shipping International (sejak 2024) • Presiden Komisaris di PT Chandra Domestic Warehouse (sejak 2024) • Presiden Komisaris di PT Marina Indah Maritim (sejak 2024) • Komisaris di PT Chandra Daya Investasi (sejak 2024) • Komisaris di PT Prima Mineral Investindo (sejak 2023) • Komisaris di PT Green Natural Investama (sejak 2023) • Komisaris di PT Kreasi Jasa Persada (sejak 2023) • Presiden Komisaris di PT Armada Maritim Persada (sejak 2023) • Komisaris di PT Petrosea Tbk (sejak 2023) • Komisaris di PT Barito Renewables Energy Tbk (sejak 2023) • Presiden Direktur di PT Chandra Cilegon Port (sejak 2023) • Presiden Direktur di PT Chandra Asri Port (sejak 2023) • Presiden Direktur di PT Chandra Samudera Port (sejak 2023) • Presiden Direktur di PT Chandra Asri Alkali (sejak 2023) • Presiden Direktur di PT Chandra Pelabuhan Nusantara (sejak 2023) • Direktur di Star Energy Group Holdings Pte. Ltd. (sejak 2022) • Presiden Komisaris di PT Petrindo Jaya Kreasi Tbk (sejak 2022) • Komisaris di PT Tamtama Perkasa (sejak 2022) • Komisaris di PT Mareta Persada (sejak 2022) • Komisaris di PT Pika Utama Resources (sejak 2022) • Komisaris di PT Bara International (sejak 2022) • Komisaris di PT Daya Bumindo Karunia (sejak 2022) • Komisaris di PT Equator Sumber Energi (sejak 2022) • Komisaris di PT Intam (sejak 2022) • Komisaris di PT SCG Barito Logistics (sejak 2022) • Presiden Direktur di PT Chandra Asri Perkasa (sejak 2017)	• President Commissioner at PT Borneo Bangun Banua Bestari (since 2024) • President Commissioner at PT Borneo Bangun Banua (since 2024) • President Commissioner at PT Multi Tambangjaya Utama (since 2024) • President Commissioner at PT Chandra Maritime International (since 2024) • President Commissioner at PT Chandra Shipping International (since 2024) • President Commissioner at PT Chandra Domestic Warehouse (since 2024) • President Commissioner at PT Marina Indah Maritim (since 2024) • Commissioner at PT Chandra Daya Investasi (since 2024) • Commissioner at PT Prima Mineral Investindo (since 2023) • Commissioner at PT Green Natural Investama (since 2023) • Commissioner at PT Kreasi Jasa Persada (since 2023) • President Commissioner at PT Armada Maritim Persada (since 2023) • Commissioner at PT Petrosea Tbk (since 2023) • Commissioner at PT Barito Renewables Energy Tbk (since 2023) • President Director at PT Chandra Cilegon Port (since 2023) • President Director at PT Chandra Asri Port (since 2023) • President Director at PT Chandra Samudera Port (since 2023) • President Director at PT Chandra Asri Alkali (since 2023) • President Director at PT Chandra Pelabuhan Nusantara (since 2023) • Director at Star Energy Group Holdings Pte. Ltd. (since 2022) • President Commissioner at PT Petrindo Jaya Kreasi Tbk (since 2022) • Commissioner at PT Tamtama Perkasa (since 2022) • Commissioner at PT Mareta Persada (since 2022) • Commissioner at PT Pika Utama Resources (since 2022) • Commissioner at PT Bara International (since 2022) • Commissioner at PT Daya Bumindo Karunia (since 2022) • Commissioner at PT Equator Sumber Energi (since 2022) • Commissioner at PT Intam (since 2022) • Commissioner at PT SCG Barito Logistics (since 2022) • President Director at PT Chandra Asri Perkasa (since 2017)
HUBUNGAN AFILIASI	**AFFILIATION RELATIONSHIP**
Tidak memiliki hubungan afiliasi dengan anggota Dewan Komisaris, anggota Direksi lainnya, dan Pemegang Saham Utama	Has no affiliated relationship with members of the Board of Commissioners, with other members of the Board of Directors, or with Majority Shareholders



BARITONO PRAJOGO PANGESTU

Wakil Presiden Direktur Komersial
Commercial Vice President Director

Kewarganegaraan Nationality	Indonesia | Indonesian
Usia Age	45 tahun 45 years old
Domisili Domicile	Indonesia | Indonesia

DASAR HUKUM PENUNJUKAN

Pertama kali diangkat sebagai Wakil Presiden Direktur periode 2015-2018 berdasarkan Keputusan RUPS Tahunan tanggal 8 Juni 2015, periode 2018-2021 berdasarkan Keputusan RUPS Tahunan tanggal 23 April 2018, selanjutnya diangkat kembali untuk periode 2021-2024 melalui RUPS Tahunan pada tanggal 15 April 2021. Pengangkatan terakhirnya ditetapkan melalui RUPS Tahunan tanggal 8 Mei 2024 untuk masa jabatan hingga tahun 2027.

LEGAL BASIS OF APPOINTMENT

Appointed as Vice President Director for the period spanning 2015 to 2018 based on Annual GMS Resolution dated 8 June 2015; the period spanning 2018 to 2021 based on Annual GMS Resolution dated 23 April 2018; then was reappointed for the period spanning 2021 to 2024 through the Annual GMS on 15 April 2021. His last appointment was determined through the Annual GMS on 8 May 2024, for a term of office set to last until 2027.

RIWAYAT PENDIDIKAN/SERTIFIKASI

Sarjana Bisnis dari Central Queensland University, Australia (2005)

EDUCATIONAL BACKGROUND/CERTIFICATION

Bachelor of Business from Central Queensland University, Australia (2005)

RIWAYAT PEKERJAAN

- Presiden Komisaris di PT Chandra Asri Konsultasi (2024-saat ini)
- Presiden Komisaris di PT Chandra Cilegon Port (2023-saat ini)
- Presiden Komisaris di PT Chandra Samudera Port (2023-saat ini)
- Presiden Komisaris di PT Chandra Pelabuhan Nusantara (2023-saat ini)
- Presiden Komisaris di PT Chandra Asri Port (2023-saat ini)
- Komisaris di PT Chandra Asri Alkali (2023-saat ini)
- Presiden Komisaris di PT Nusantara Polymer Solutions (2022-saat ini)
- Presiden Komisaris di PT Chandra Asri Perkasa (2017-saat ini)
- Komisaris di PT Panca Puri Perkasa (2017-saat ini)
- Komisaris di PT SCG Barito Logistics (2017-saat ini)
- Wakil Presiden Direktur Komersial di PT Chandra Asri Pacific Tbk (2015-saat ini)
- Presiden Komisaris di PT Buana Primatama Niaga (2022-2024)
- Komisaris di PT Nusantara Polymer Solutions (2018-2022)
- Komisaris di PT Buana Primatama Niaga (2017-2022)
- Presiden Komisaris di PT Petrokimia Butadiene Indonesia (2015-2019)
- Direktur di PT Chandra Asri Pacific Tbk (dahulu bernama PT Chandra Asri Petrochemical Tbk) (2011-2015)
- Direktur di PT Chandra Asri (2007-2010)

WORK EXPERIENCE

- President Commissioner at PT Chandra Asri Konsultasi (2024-present)
- President Commissioner at PT Chandra Cilegon Port (2023-present)
- President Commissioner at PT Chandra Samudera Port (2023-present)
- President Commissioner at PT Chandra Pelabuhan Nusantara (2023-present)
- President Commissioner at PT Chandra Asri Port (2023-present)
- Commissioner at PT Chandra Asri Alkali (2023-present)
- President Commissioner at PT Nusantara Polymer Solutions (2022-present)
- President Commissioner at PT Chandra Asri Perkasa (2017-present)
- Commissioner at PT Panca Puri Perkasa (2017-present)
- Commissioner at PT SCG Barito Logistics (2017-present)
- Vice President Director of Commercial at PT Chandra Asri Pacific Tbk (2015-present)
- President Commissioner at PT Buana Primatama Niaga (2022-2024)
- Commissioner at PT Nusantara Polymer Solutions (2018-2022)
- Commissioner at PT Buana Primatama Niaga (2017-2022)
- President Commissioner at PT Petrokimia Butadiene Indonesia (2015-2019)
- Director at PT Chandra Asri Pacific Tbk (formerly known as PT Chandra Asri Petrochemical Tbk) (2011-2015)
- Director at PT Chandra Asri (2007-2010)

RANGKAP JABATAN	CONCURRENT POSITIONS
• Presiden Komisaris di PT Chandra Asri Konsultasi (sejak 2024) • Presiden Komisaris di PT Chandra Cilegon Port (sejak 2023) • Presiden Komisaris di PT Chandra Samudera Port (sejak 2023) • Presiden Komisaris di PT Chandra Pelabuhan Nusantara (sejak 2023) • Presiden Komisaris di PT Chandra Asri Port (sejak 2023) • Komisaris di PT Chandra Asri Alkali (sejak 2023) • Presiden Komisaris di PT Nusantara Polymer Solutions (sejak 2022) • Presiden Komisaris di PT Chandra Asri Perkasa (sejak 2017) • Komisaris di PT Panca Puri Perkasa (sejak 2017) • Komisaris di PT SCG Barito Logistics (sejak 2017)	• President Commissioner at PT Chandra Asri Konsultasi (since 2024) • President Commissioner at PT Chandra Cilegon Port (since 2023) • President Commissioner at PT Chandra Samudera Port (since 2023) • President Commissioner at PT Chandra Pelabuhan Nusantara (since 2023) • President Commissioner at PT Chandra Asri Port (since 2023) • Commissioner at PT Chandra Asri Alkali (since 2023) • President Commissioner at PT Nusantara Polymer Solutions (since 2022) • President Commissioner at PT Chandra Asri Perkasa (since 2017) • Commissioner at PT Panca Puri Perkasa (since 2017) • Commissioner at PT SCG Barito Logistics (since 2017)
HUBUNGAN AFILIASI	**AFFILIATION RELATIONSHIP**
Memiliki hubungan afiliasi dengan Pemegang Saham (Prajogo Pangestu), serta anggota Dewan Komisaris (Agus Salim Pangestu)	Has an affiliated relationship with a Shareholder (Prajogo Pangestu), as well as with a member of the Board of Commissioners (Agus Salim Pangestu)



PHOLAVIT THIEBPATTAMA

Wakil Presiden Direktur Operasi
Operations Vice President Director

Kewarganegaraan Nationality	Thailand | Thai
Usia Age	55 tahun 55 years old
Domisili Domicile	Thailand | Thailand

DASAR HUKUM PENUNJUKAN

Pertama kali diangkat sebagai Direktur untuk periode 2021-2024 berdasarkan Keputusan RUPS Luar Biasa pada tanggal 8 November 2021, selanjutnya diangkat sebagai Wakil Direktur Utama untuk periode 2023-2024 melalui RUPS Tahunan pada tanggal 17 Mei 2023. Pengangkatan terakhirnya ditetapkan melalui RUPS Tahunan tanggal 8 Mei 2024 untuk masa jabatan hingga tahun 2027.

LEGAL BASIS OF APPOINTMENT

Appointed as Director for the period spanning 2021 to 2024 based on Extraordinary GMS Resolution dated 8 November 2021; he was then appointed as Deputy President Director for the period spanning 2023 to 2024 through the Annual GMS on 17 May 2023. His last appointment was determined through the Annual GMS on 8 May 2024, for a term of office set to last until 2027.

RIWAYAT PENDIDIKAN/SERTIFIKASI

- Magister Teknik Elektro dari Cornell University (1992)
- Sarjana Teknik Elektro dari Chulalongkorn University (1989)

EDUCATIONAL BACKGROUND/CERTIFICATION

- Master of Electrical Engineering from Cornell University (1992)
- Bachelor of Electrical Engineering from Chulalongkorn University (1989)

RIWAYAT PEKERJAAN

- Wakil Komisaris Utama di PT Redeco Petrolin Utama (2025-saat ini)
- Komisaris di PT SCG Barito Logistics (2023-saat ini)
- Direktur di PT Chandra Cilegon Port (2023-saat ini)
- Direktur di PT Chandra Samudera Port (2023-saat ini)
- Direktur di PT Chandra Pelabuhan Nusantara (2023-saat ini)
- Direktur di PT Chandra Asri Port (2023-saat ini)
- Komisaris Utama di PT Synthetic Rubber Indonesia (2023-saat ini)
- Wakil Presiden Direktur di PT Chandra Asri Perkasa (2023-saat ini)
- Wakil Presiden Direktur Operasional di PT Chandra Asri Pacific Tbk (2023-saat ini)
- Komisaris Utama di PT Redeco Petrolin Utama (2023-2025)
- Komisaris di PT Chandra Daya Investasi (2023-2024)
- Deputy General Director and Single Project Management Unit Director at Long Son Petrochemicals Co., Ltd. (2020-2021)
- Direktur di PT Chandra Asri Perkasa (2022-2023)
- Direktur CAP2 di PT Chandra Asri Pacific Tbk (dahulu bernama PT Chandra Asri Petrochemical Tbk) (2021-2023)
- Overall Project Director di SCG Chemicals Co., Ltd. (2010-2019)

WORK EXPERIENCE

- Vice President Commissioner at PT Redeco Petrolin Utama (2025-present)
- Commissioner at PT SCG Barito Logistics (2023-present)
- Director at PT Chandra Cilegon Port (2023-present)
- Director at PT Chandra Samudera Port (2023-present)
- Director at PT Chandra Pelabuhan Nusantara (2023-present)
- Director at PT Chandra Asri Port (2023-present)
- President Commissioner at PT Synthetic Rubber Indonesia (2023-present)
- Deputy President Director at PT Chandra Asri Perkasa (2023-present)
- Deputy President Director of Operations at PT Chandra Asri Pacific Tbk (2023-present)
- President Commissioner at PT Redeco Petrolin Utama (2023-2025)
- Commissioner at PT Chandra Daya Investasi (2023-2024)
- Deputy General Director and Single Project Management Unit Director at Long Son Petrochemicals Co., Ltd. (2020-2021)
- Director at PT Chandra Asri Perkasa (2022-2023)
- Director CAP2 at PT Chandra Asri Pacific Tbk (formerly PT Chandra Asri Petrochemical Tbk) (2021-2023)
- Overall Project Director at SCG Chemicals Co., Ltd. (2010-2019)

RANGKAP JABATAN

- Wakil Komisaris Utama di PT Redeco Petrolin Utama (sejak 2025)
- Komisaris di PT SCG Barito Logistics (sejak 2023)
- Direktur di PT Chandra Cilegon Port (sejak 2023)
- Direktur di PT Chandra Samudera Port (sejak 2023)
- Direktur di PT Chandra Pelabuhan Nusantara (sejak 2023)
- Direktur di PT Chandra Asri Port (sejak 2023)
- Komisaris Utama di PT Synthetic Rubber Indonesia (sejak 2023)
- Wakil Direktur Utama di PT Chandra Asri Perkasa (sejak 2023)

CONCURRENT POSITIONS

- Vice President Commissioner at PT Redeco Petrolin Utama (since 2025)
- Commissioner at PT SCG Barito Logistics (since 2023)
- Director at PT Chandra Cilegon Port (since 2023)
- Director at PT Chandra Samudera Port (since 2023)
- Director at PT Chandra Pelabuhan Nusantara (since 2023)
- Director at PT Chandra Asri Port (since 2023)
- President Commissioner at PT Synthetic Rubber Indonesia (since 2023)
- Deputy President Director at PT Chandra Asri Perkasa (since 2023)

HUBUNGAN AFILIASI

Tidak memiliki hubungan afiliasi dengan anggota Dewan Komisaris, anggota Direksi lainnya, dan Pemegang Saham Utama

AFFILIATION RELATIONSHIP

Has no affiliated relationship with members of the Board of Commissioners, with other members of the Board of Directors, or with Majority Shareholders



ANDRE KHOR KAH HIN

Direktur Keuangan
Finance Director

Kewarganegaraan Nationality	Malaysia | Malaysian
Usia Age	43 tahun 43 years old
Domisili Domicile	Indonesia | Indonesia

DASAR HUKUM PENUNJUKAN

Pertama kali diangkat sebagai Direktur periode 2019-2021 terhitung sejak 1 Juli 2019 berdasarkan Keputusan RUPS Tahunan tanggal 13 Mei 2019, selanjutnya diangkat kembali untuk periode 2021-2024 melalui RUPS Tahunan pada tanggal 15 April 2021. Pengangkatan terakhirnya ditetapkan melalui RUPS Tahunan tanggal 8 Mei 2024 untuk masa jabatan hingga tahun 2027.

LEGAL BASIS OF APPOINTMENT

Appointed as Director for the period spanning 2019 to 2021 effective from 1 July 2019, based on Annual GMS Resolution dated 13 May 2019; he was then reappointed for the period spanning 2021 to 2024 through the Annual GMS on 15 April 2021. His last appointment was determined through the Annual GMS on 8 May 2024, for a term of office set to last until 2027.

RIWAYAT PENDIDIKAN/SERTIFIKASI

- Fellow Chartered Treasurer (dengan Distinction) dari Association of Corporate Treasurers (2012)
- Magister Keuangan (dengan Distinction) dari London Business School, Inggris (2009)
- Fellow Chartered Management Accountant (Prize Winner) dari Chartered Institute of Management Accountants (2006)
- Sarjana Keuangan, Akuntansi dan Manajemen dengan (First Class Honours) dari University of Nottingham, Inggris (2003)

EDUCATIONAL BACKGROUND/CERTIFICATION

- Fellow Chartered Treasurer (with Distinction) from the Association of Corporate Treasurers (2012)
- Master of Finance (with Distinction) from London Business School, England (2009)
- Fellow Chartered Management Accountant (Prize Winner) from the Chartered Institute of Management Accountants (2006)
- Bachelor of Finance, Accounting and Management with (First Class Honors) from the University of Nottingham, England (2003)

RIWAYAT PEKERJAAN

- Komisaris di PT Chandra Daya Investasi (2025-saat ini)
- Direktur di Chandra Maritime International Pte. Ltd. (2025-saat ini)
- Direktur di Chandra Industrial Infra Pte. Ltd. (2024-saat ini)
- Direktur di CAPGC Pte. Ltd. (2024-saat ini)
- Komisaris di PT Krakatau Posco Energy (2023-saat ini)
- Direktur di Chandra Asri Bio Investment Pte. Ltd. (2024-saat ini)
- Direktur di PT Chandra Cilegon Port (2023-saat ini)
- Direktur di PT Chandra Samudera Port (2023-saat ini)
- Direktur di PT Chandra Pelabuhan Nusantara (2023-saat ini)
- Direktur di Chandra Asri Capital Pte. Ltd. (2023-saat ini)
- Direktur di PT Chandra Asri Port (2023-saat ini)
- Direktur di PT Chandra Asri Alkali (2023-saat ini)
- Komisaris di PT Synthetic Rubber Indonesia (2020-saat ini)
- Direktur Keuangan di PT Chandra Asri Pacific Tbk (2019-saat ini)
- Direktur di PT Chandra Asri Perkasa (2019-saat ini)
- Direktur di Chandra Asri Trading Company Pte. Ltd. (2019-saat ini)
- Direktur di PT Chandra Asri Konsultasi (2024-2025)
- Direktur di PT Chandra Daya Investasi (2023-2025)
- Direktur di PT Petrokimia Butadiene Indonesia (2019)
- Komisaris di PT Styrindo Mono Indonesia (2019-2020)
- Wakil Presiden Keuangan di PT Chandra Asri Pacific Tbk (dahulu bernama PT Chandra Asri Petrochemical Tbk) (2018-2019)

WORK EXPERIENCE

- Commissioner at PT Chandra Daya Investasi (2025-present)
- Director at Chandra Maritime International Pte. Ltd. (2025-present)
- Director at Chandra Industrial Infra Pte. Ltd. (2024-present)
- Director at CAPGC Pte. Ltd. (2024-present)
- Commissioner at PT Krakatau Posco Energy (2023-present)
- Director at Chandra Asri Bio Investment Pte. Ltd. (2024-present)
- Director at PT Chandra Cilegon Port (2023-present)
- Director at PT Chandra Samudera Port (2023-present)
- Director at PT Chandra Pelabuhan Nusantara (2023-present)
- Director at Chandra Asri Capital Pte. Ltd. (2023-present)
- Director at PT Chandra Asri Port (2023-present)
- Director at PT Chandra Asri Alkali (2023-present)
- Commissioner at PT Synthetic Rubber Indonesia (2020-present)
- Finance Director at PT Chandra Asri Pacific Tbk (2019-present)
- Director at PT Chandra Asri Perkasa (2019-present)
- Director at Chandra Asri Trading Company Pte. Ltd. (2019-present)
- Director at PT Chandra Asri Konsultasi (2024-2025)
- Director at PT Chandra Daya Investasi (2023-2025)
- Director at PT Petrokimia Butadiene Indonesia (2019)
- Commissioner at PT Styrindo Mono Indonesia (2019-2020)
- Vice President of Finance at PT Chandra Asri Pacific Tbk (formerly PT Chandra Asri Petrochemical Tbk) (2018-2019)

Riwayat pekerjaan sebelum bergabung dengan Chandra Asri Group:

- Chief Financial Officer, Trading di Golden Agri Resources (2017-2018)
- Deputy Chief Financial Officer, Downstream di Golden Agri Resources (2016-2017)
- Direktur Keuangan di Shell Indonesia & Australia (2012-2016)

Work experience summary prior to joining Chandra Asri Group:

- Chief Financial Officer, Trading at Golden Agri Resources (2017-2018)
- Deputy Chief Financial Officer, Downstream at Golden Agri Resources (2016-2017)
- Finance Director at Shell Indonesia & Australia (2012-2016)

RANGKAP JABATAN

- Komisaris di PT Chandra Daya Investasi (sejak 2025)
- Direktur di Chandra Maritime International Pte. Ltd. (sejak 2025)
- Direktur di Chandra Industrial Infra Pte. Ltd. (sejak 2024)
- Direktur di CAPGC Pte. Ltd. (sejak 2024)
- Komisaris di PT Krakatau Posco Energy (sejak 2024)
- Direktur di Chandra Asri Bio Investment Pte. Ltd. (sejak 2024)
- Direktur di PT Chandra Cilegon Port (sejak 2023)
- Direktur di PT Chandra Samudera Port (sejak 2023)
- Direktur di PT Chandra Pelabuhan Nusantara (sejak 2023)
- Direktur di Chandra Asri Capital Pte. Ltd. (sejak 2023)
- Direktur di PT Chandra Asri Port (sejak 2023)
- Direktur di PT Chandra Asri Alkali (sejak 2023)
- Komisaris di PT Synthetic Rubber Indonesia (sejak 2020)
- Direktur di PT Chandra Asri Perkasa (sejak 2019)
- Direktur di Chandra Asri Trading Company Pte. Ltd. (sejak 2019)

CONCURRENT POSITIONS

- Commissioner at PT Chandra Daya Investasi (since 2025)
- Director at Chandra Maritime International Pte. Ltd. (since 2025)
- Director at Chandra Industrial Infra Pte. Ltd. (since 2024)
- Director at CAPGC Pte. Ltd. (since 2024)
- Commissioner at PT Krakatau Posco Energy (since 2024)
- Director at Chandra Asri Bio Investment Pte. Ltd. (since 2024)
- Director at PT Chandra Cilegon Port (since 2023)
- Director at PT Chandra Samudera Port (since 2023)
- Director at PT Chandra Pelabuhan Nusantara (since 2023)
- Director at Chandra Asri Capital Pte. Ltd. (since 2023)
- Director at PT Chandra Asri Port (since 2023)
- Director at PT Chandra Asri Alkali (since 2023)
- Commissioner at PT Synthetic Rubber Indonesia (since 2020)
- Director at PT Chandra Asri Perkasa (since 2019)
- Director at Chandra Asri Trading Company Pte. Ltd. (since 2019)

HUBUNGAN AFILIASI

Tidak memiliki hubungan afiliasi dengan anggota Dewan Komisaris, anggota Direksi lainnya, dan Pemegang Saham Utama

AFFILIATION RELATIONSHIP

Has no affiliated relationship with members of the Board of Commissioners, with other members of the Board of Directors, or with Majority Shareholders



RAYMOND BUDHIN

Direktur Polymer Sales
Polymer Sales Director

Kewarganegaraan Nationality	Indonesia | Indonesian
Usia Age	51 tahun 51 years old
Domisili Domicile	Indonesia | Indonesia

DASAR HUKUM PENUNJUKAN

Pertama kali diangkat sebagai Direktur melalui Keputusan RUPS Tahunan tanggal 18 April 2022 untuk masa jabatan hingga RUPS Tahunan 2024. Pengangkatan terakhirnya ditetapkan melalui RUPS Tahunan tanggal 8 Mei 2024 untuk masa jabatan hingga tahun 2027.

LEGAL BASIS OF APPOINTMENT

Appointed as Director through Annual GMS Resolution dated 18 April 2022 for a term of office until the Annual GMS of 2024. His last appointment was determined through the Annual GMS on 8 May 2024, for a term of office set to last until 2027.

RIWAYAT PENDIDIKAN/SERTIFIKASI

Sarjana Ilmu Sosial dari University of Southern California (1996)

EDUCATIONAL BACKGROUND/CERTIFICATION

Bachelor of Social Sciences from the University of Southern California (1996)

RIWAYAT PEKERJAAN

- Direktur Polymer Sales di PT Chandra Asri Pacific Tbk (2022-saat ini)
- Komisaris di PT Chandra Daya Investasi (2023)
- Presiden Direktur di PT Maha Properti Indonesia Tbk (2018-2021)
- Direktur di PT Perdana Tangguh Abadi (2017-2021)
- Direktur di PT Boga Topas Indonesia (2016-2021)
- Direktur Utama di PT Mayapada Properti Indonesia (2016-2021)
- Direktur di PT Topas Properti Indonesia (2016-2021)
- Direktur di PT Mutiara Sakti Gemilang (2015-2021)
- Komisaris di PT Sejahteraraya Anugerahjaya Tbk (2012-2021)
- Komisaris di PT Nirmala Kencana Mas (2012-2021)
- Wakil Presiden Direktur di PT Chandra Asri Pacific Tbk (dahulu bernama PT Chandra Asri Petrochemical Tbk) (2012-2015)
- Presiden Direktur di PT Sejahteraraya Anugerahjaya Tbk (2009-2012)
- Komisaris Utama di PT Topas Multi Finance (2008-2021)
- Komisaris di PT Arthamulia Indah (2008-2012)
- Komisaris di PT Inti Dufree Promosindo (2008-2012)
- Komisaris di PT Sona Topas Tourism Industry Tbk (2008-2012)
- Direktur di PT Nirmala Kencana Mas (2003-2012)

WORK EXPERIENCE

- Director of Polymer Sales at PT Chandra Asri Pacific Tbk (2022-present)
- Commissioner at PT Chandra Daya Investasi (2023)
- President Director at PT Maha Properti Indonesia Tbk (2018-2021)
- Director at PT Perdana Tangguh Abadi (2017-2021)
- Director at PT Boga Topas Indonesia (2016-2021)
- President Director at PT Mayapada Properti Indonesia (2016-2021)
- Director at PT Topas Properti Indonesia (2016-2021)
- Director at PT Mutiara Sakti Gemilang (2015-2021)
- Commissioner at PT Sejahteraraya Anugerahjaya Tbk (2012-2021)
- Commissioner at PT Nirmala Kencana Mas (2012-2021)
- Vice President Director at PT Chandra Asri Pacific Tbk (formerly known as PT Chandra Asri Petrochemical Tbk) (2012-2015)
- President Director at PT Sejahteraraya Anugerahjaya Tbk (2009-2012)
- President Commissioner at PT Topas Multi Finance (2008-2021)
- Commissioner at PT Arthamulia Indah (2008-2012)
- Commissioner at PT Inti Dufree Promosindo (2008-2012)
- Commissioner at PT Sona Topas Tourism Industry Tbk (2008-2012)
- Director at PT Nirmala Kencana Mas (2003-2012)

RANGKAP JABATAN

Tidak memiliki rangkap jabatan

CONCURRENT POSITIONS

Does not hold any concurrent positions

HUBUNGAN AFILIASI

Tidak memiliki hubungan afiliasi dengan anggota Dewan Komisaris, anggota Direksi lainnya dan Pemegang Saham Utama

AFFILIATION RELATIONSHIP

Has no affiliated relationship with members of the Board of Commissioners, with other members of the Board of Directors, or with Majority Shareholders



JIRATHPOL SUNSAP

Direktur Produksi
Manufacturing Director

Kewarganegaraan Nationality	Thailand | Thai
Usia Age	46 tahun 46 years old
Domisili Domicile	Indonesia | Indonesia

DASAR HUKUM PENUNJUKAN

Pertama kali diangkat melalui RUPS Luar Biasa tanggal 23 Oktober 2024 untuk masa jabatan hingga tahun 2027.

LEGAL BASIS OF APPOINTMENT

Appointed through the Extraordinary GMS on 23 October 2024, for a term of office set to last until 2027.

RIWAYAT PENDIDIKAN/SERTIFIKASI

- Magister Teknik Kimia dari King Mongkut's Institute of Technology Thonburi (2001)
- Sarjana Teknik Kimia dari Chulalongkorn University (1999)

EDUCATIONAL BACKGROUND/CERTIFICATION

- Master of Chemical Engineering from King Mongkut's Institute of Technology Thonburi (2001)
- Bachelor of Chemical Engineering from Chulalongkorn University (1999)

RIWAYAT PEKERJAAN

- Direktur di PT Chandra Asri Perkasa (2024-saat ini)
- Direktur Produksi di PT Chandra Asri Pacific Tbk (2024-saat ini)
- Olefins Production Department Manager di Rayong Olefins Co., Ltd. (2017-2024)
- Upstream Production General Manager di PT Chandra Asri Pacific Tbk (dahulu bernama PT Chandra Asri Petrochemical Tbk) (2012-2017)
- Olefin - Cold Section Production Manager di Rayong Olefins Co., Ltd. (2010-2012)

WORK EXPERIENCE

- Director at PT Chandra Asri Perkasa (2024-present)
- Production Director at PT Chandra Asri Pacific Tbk (2024-present)
- Olefins Production Department Manager at Rayong Olefins Co., Ltd. (2017-2024)
- Upstream Production General Manager at PT Chandra Asri Pacific Tbk (formerly known as PT Chandra Asri Petrochemical Tbk) (2012-2017)
- Olefin - Cold Section Production Manager at Rayong Olefins Co., Ltd. (2010-2012)

RANGKAP JABATAN

Direktur di PT Chandra Asri Perkasa (sejak 2024)

CONCURRENT POSITIONS

Director at PT Chandra Asri Perkasa (since 2024)

HUBUNGAN AFILIASI

Tidak memiliki hubungan afiliasi dengan anggota Dewan Komisaris, anggota Direksi lainnya dan Pemegang Saham Utama

AFFILIATION RELATIONSHIP

Has no affiliated relationship with members of the Board of Commissioners, with other members of the Board of Directors, or with Majority Shareholders



FRANSISKUS RULY ARYAWAN

Direktur Supply Chain
Supply Chain Director

Kewarganegaraan Nationality	Indonesia | Indonesian
Usia Age	46 tahun 46 years old
Domisili Domicile	Indonesia | Indonesia

DASAR HUKUM PENUNJUKAN

Pertama kali diangkat sebagai Direktur periode 2015-2018 berdasarkan Keputusan RUPS Tahunan tanggal 8 Juni 2015 dan diangkat kembali periode 2018-2021 berdasarkan Keputusan RUPS Tahunan tanggal 23 April 2018, selanjutnya diangkat kembali untuk periode 2021-2024 melalui RUPS Tahunan pada tanggal 15 April 2021. Pengangkatan terakhirnya ditetapkan melalui RUPS Tahunan tanggal 8 Mei 2024 untuk masa jabatan hingga tahun 2027.

LEGAL BASIS OF APPOINTMENT

Appointed as Director for the period spanning 2015 to 2018 based on Annual GMS Resolution dated 8 June 2015; was then reappointed for the period spanning 2018 to 2021 based on Annual GMS Resolution dated 23 April 2018; and was then reappointed for the period spanning 2021 to 2024 through the Annual GMS on 15 April 2021. His last appointment was determined through the Annual GMS on 8 May 2024, for a term of office set to last until 2027.

RIWAYAT PENDIDIKAN/SERTIFIKASI

Sarjana Keuangan Boston College, Massachusetts, Amerika Serikat (1999)

EDUCATIONAL BACKGROUND/CERTIFICATION

Bachelor of Finance Boston College, Massachusetts, United States (1999)

RIWAYAT PEKERJAAN

- Direktur di Chandra Maritime International Pte. Ltd. (2025-saat ini)
- Presiden Komisaris di PT Chandra Tirta Karian (2024-saat ini)
- Komisaris di PT Chandra Maritime International (2024-saat ini)

- Presiden Direktur di PT Buana Laminar Pipe (2024-saat ini)
- Presiden Direktur di PT Chandra Daya Investasi (2024-saat ini)
- Komisaris di PT Krakatau Chandra Energi (2024-saat ini)
- Komisaris di PT Chandra Shipping International (2024-saat ini)
- Komisaris di PT Chandra Domestic Warehouse (2024-saat ini)
- Direktur di Chandra Asri Bio Investment Pte. Ltd. (2024-saat ini)
- Direktur di Chandra Industrial Infra Pte. Ltd. (2024-saat ini)
- Komisaris di PT Marina Indah Maritim (2024-saat ini)
- Direktur di PT Chandra Cilegon Port (2023-saat ini)
- Direktur di PT Chandra Samudera Port (2023-saat ini)
- Direktur di PT Chandra Pelabuhan Nusantara (2023-saat ini)
- Direktur di Chandra Asri Capital Pte. Ltd. (2023-saat ini)
- Direktur di PT Chandra Asri Port (2023-saat ini)
- Wakil Presiden Direktur di PT Chandra Asri Alkali (2023-saat ini)
- Direktur di Chandra Asri Trading Company Pte. Ltd. (2018-saat ini)
- Direktur di PT Chandra Asri Perkasa (2017-saat ini)
- Direktur Supply Chain di PT Chandra Asri Pacific Tbk (2015-saat ini)

- Direktur di PT Chandra Asri Konsultasi (2024-2025)
- Direktur di PT Chandra Daya Investasi (2023-2024)
- Presiden Direktur di PT Buana Primatama Niaga 2022-2024)
- Direktur di PT Buana Primatama Niaga (2017-2022)
- Direktur di PT Styrindo Mono Indonesia (2015-2020)
- Direktur di PT Petrokimia Butadiene Indonesia (2015-2019)

WORK EXPERIENCE

- Director at Chandra Maritime International Pte. Ltd. (2025-present)
- Presiden Komisaris at PT Chandra Tirta Karian (2024-saat ini)
- Commissioner at PT Chandra Maritime International (2024-present)
- President Director at PT Buana Laminar Pipe (2024-present)
- President Director at PT Chandra Daya Investasi (2024-present)
- Commissioner at PT Krakatau Chandra Energi (2024-present)
- Commissioner at PT Chandra Shipping International (2024-present)
- Commissioner at PT Chandra Domestic Warehouse (2024-present)
- Director at Chandra Asri Bio Investment Pte. Ltd. (2024-present)
- Director at Chandra Industrial Infra Pte. Ltd. (2024-present)
- Commissioner at PT Marina Indah Maritim (2024-present)
- Director at PT Chandra Cilegon Port (2023-present)
- Director at PT Chandra Samudera Port (2023-present)
- Director at PT Chandra Pelabuhan Nusantara (2023-present)
- Director at Chandra Asri Capital Pte. Ltd. (2023-present)
- Director at PT Chandra Asri Port (2023-present)
- Vice President Director at PT Chandra Asri Alkali (2023-present)
- Direktur at Chandra Asri Trading Company Pte. Ltd. (2018-saat ini)
- Director at PT Chandra Asri Perkasa (2017-present)
- Supply Chain Director at PT Chandra Asri Pacific Tbk (2015-present)
- Director at PT Chandra Asri Konsultasi (2024-2025)
- Director at PT Chandra Daya Investasi (2023-2024)
- President Director at PT Buana Primatama Niaga (2022-2024)
- Director at PT Buana Primatama Niaga (2017-2022)
- Director at PT Styrindo Mono Indonesia (2015-2020)
- Director at PT Petrokimia Butadiene Indonesia (2015-2019)

RANGKAP JABATAN	CONCURRENT POSITIONS
• Direktur di Chandra Maritime International Pte. Ltd. (sejak 2025) • Presiden Komisaris di PT Chandra Tirta Karian (sejak 2024) • Komisaris di PT Chandra Maritime International (sejak 2024) • Presiden Direktur di PT Buana Laminar Pipe (sejak 2024) • Presiden Direktur di PT Chandra Daya Investasi (sejak 2024) • Komisaris di PT Krakatau Chandra Energi (sejak 2024) • Komisaris di PT Chandra Shipping International (sejak 2024) • Komisaris di PT Chandra Domestic Warehouse (sejak 2024) • Direktur di Chandra Asri Bio Investment Pte. Ltd. (sejak 2024) • Direktur di Chandra Industrial Infra Pte. Ltd. (sejak 2024) • Komisaris di PT Marina Indah Maritim (sejak 2024) • Direktur di PT Chandra Cilegon Port (sejak 2023) • Direktur di PT Chandra Samudera Port (sejak 2023) • Direktur di PT Chandra Pelabuhan Nusantara (sejak 2023) • Direktur di Chandra Asri Capital Pte. Ltd. (sejak 2023) • Direktur di PT Chandra Asri Port (sejak 2023) • Wakil Presiden Direktur di PT Chandra Asri Alkali (sejak 2023) • Direktur di Chandra Asri Trading Company Pte. Ltd. (sejak 2018) • Direktur di PT Chandra Asri Perkasa (sejak 2017)	• Director at Chandra Maritime International Pte. Ltd. (since 2025) • Presiden Komisaris di PT Chandra Tirta Karian (sejak 2024) • Commissioner at PT Chandra Maritime International (since 2024) • President Director at PT Buana Laminar Pipe (since 2024) • President Director at PT Chandra Daya Investasi (since 2024) • Commissioner at PT Krakatau Chandra Energi (since 2024) • Commissioner at PT Chandra Shipping International (since 2024) • Commissioner at PT Chandra Domestic Warehouse (since 2024) • Director at Chandra Asri Bio Investment Pte. Ltd. (since 2024) • Director at Chandra Industrial Infra Pte. Ltd. (since 2024) • Director at PT Chandra Cilegon Port (since 2023) • Director at PT Chandra Samudera Port (since 2023) • Director at PT Chandra Pelabuhan Nusantara (since 2023) • Director at Chandra Asri Capital Pte. Ltd. (since 2023) • Director at PT Chandra Asri Port (since 2023) • Vice President Director at PT Chandra Asri Alkali (since 2023) • President Commissioner at PT Chandra Tirta Karian (since 2024) • Director at Chandra Asri Trading Company Pte. Ltd. (since 2018) • Director at PT Chandra Asri Perkasa (since 2017)
HUBUNGAN AFILIASI	**AFFILIATION RELATIONSHIP**
Tidak memiliki hubungan afiliasi dengan anggota Dewan Komisaris, anggota Direksi lainnya dan Pemegang Saham Utama	Has no affiliated relationship with members of the Board of Commissioners, with other members of the Board of Directors, or with Majority Shareholders



SURYANDI

Direktur SDM dan Urusan Korporat
Human Resources and Corporate Affairs Director

Kewarganegaraan Nationality	Indonesia | Indonesian
Usia Age	62 tahun 62 years old
Domisili Domicile	Indonesia | Indonesia

DASAR HUKUM PENUNJUKAN

Pertama kali diangkat sebagai Direktur periode 2013-2015 berdasarkan Keputusan RUPS Luar Biasa tanggal 31 Oktober 2013, periode 2015-2018 berdasarkan Keputusan RUPS Tahunan tanggal 8 Juni 2015, periode 2018-2021 berdasarkan Keputusan RUPS Luar Biasa tanggal 24 Oktober 2018, selanjutnya diangkat kembali untuk periode 2021-2024 melalui RUPS Tahunan pada tanggal 15 April 2021. Pengangkatan terakhirnya ditetapkan melalui RUPS Tahunan tanggal 8 Mei 2024 untuk masa jabatan hingga tahun 2027.

LEGAL BASIS OF APPOINTMENT

Appointed as Director for the period spanning 2013 to 2015 based on Extraordinary GMS Resolution dated 31 October 2013; for the period spanning 2015 to 2018 based on Annual GMS Resolution dated 8 June 2015; for the period spanning 2018 to 2021 based on Extraordinary GMS Resolution dated 24 October 2018; and then was reappointed for the period spanning 2021 to 2024 through the Annual GMS on 15 April 2021. His last appointment was determined through the Annual GMS on 8 May 2024, for a term of office set to last until 2027.

RIWAYAT PENDIDIKAN/SERTIFIKASI

Sarjana Ekonomi dari Universitas Indonesia (1989)

EDUCATIONAL BACKGROUND/CERTIFICATION

Bachelor of Economics from the University of Indonesia (1989)

RIWAYAT PEKERJAAN

- Komisaris di PT Chandra Asri Konsultasi (2025-saat ini)
- Direktur di Chandra Asri Bio Investment Pte. Ltd. (2024-saat ini)
- Direktur di Chandra Industrial Infra Pte. Ltd. (2024-saat ini)
- Komisaris di PT Chandra Cilegon Port (2023-saat ini)
- Komisaris di PT Chandra Samudera Port (2023-saat ini)
- Komisaris di PT Chandra Pelabuhan Nusantara (2023-saat ini)
- Direktur di Chandra Asri Capital Pte. Ltd. (2023-saat ini)
- Komisaris di PT Chandra Asri Port (2023-saat ini)
- Presiden Komisaris di PT Chandra Asri Alkali (2023-saat ini)
- Komisaris di PT Chandra Asri Perkasa (2022-saat ini)
- Direktur SDM dan Urusan Korporasi di PT Chandra Asri Pacific Tbk (2018-saat ini)
- Komisaris di PT Chandra Tirta Karian (2024-2025)
- Presiden Direktur di PT Chandra Asri Konsultasi (2024-2025)
- Presiden Komisaris di PT Chandra Daya Investasi (2023-2025)
- Direktur di PT Chandra Asri Perkasa (2019-2022)
- Direktur di PT Styrindo Mono Indonesia (2019-2020)
- Direktur Independen di PT Chandra Asri Pacific Tbk (dahulu bernama PT Chandra Asri Petrochemical Tbk) (2015-2018)
- Direktur di PT Chandra Asri Pacific Tbk (dahulu bernama PT Chandra Asri Petrochemical Tbk) (2013-2015)
- Wakil Presiden Senior di PT Chandra Asri Pacific Tbk (dahulu bernama PT Chandra Asri Petrochemical Tbk) (2011-2013)
- Direktur Keuangan di PT Tri Polyta Indonesia Tbk (1998-2010)

WORK EXPERIENCE

- Commissioner at PT Chandra Asri Konsultasi (2025-present)
- Director at Chandra Asri Bio Investment Pte. Ltd. (2024-present)
- Director at Chandra Industrial Infra Pte. Ltd. (2024-present)
- Commissioner at PT Chandra Cilegon Port (2023-present)
- Commissioner at PT Chandra Samudera Port (2023-present)
- Commissioner at PT Chandra Pelabuhan Nusantara (2023-present)
- Director at Chandra Asri Capital Pte. Ltd. (2023-present)
- Commissioner at PT Chandra Asri Port (2023-present)
- President Commissioner at PT Chandra Asri Alkali (2023-present)
- Commissioner at PT Chandra Asri Perkasa (2022-present)
- HR and Corporate Affairs Director at PT Chandra Asri Pacific Tbk (2018-present)
- Commissioner at PT Chandra Tirta Karian (2024-2025)
- President Director at PT Chandra Asri Konsultasi (2024-2025)
- President Commissioner at PT Chandra Daya Investasi (2023-2025)
- Director at PT Chandra Asri Perkasa (2019-2022)
- Director at PT Styrindo Mono Indonesia (2019-2020)
- Independent Director at PT Chandra Asri Pacific Tbk (formerly PT Chandra Asri Petrochemical Tbk) (2015-2018)
- Director at PT Chandra Asri Pacific Tbk (formerly PT Chandra Asri Petrochemical Tbk) (2013-2015)
- Senior Vice President at PT Chandra Asri Pacific Tbk (formerly PT Chandra Asri Petrochemical Tbk) (2011-2013)
- Finance Director at PT Tri Polyta Indonesia Tbk (1998-2010)

RANGKAP JABATAN	CONCURRENT POSITIONS
• Komisaris di PT Chandra Asri Konsultasi (sejak 2025) • Direktur di Chandra Asri Bio Investment Pte. Ltd. (sejak 2024) • Direktur di Chandra Industrial Infra Pte. Ltd. (sejak 2024) • Komisaris di PT Chandra Cilegon Port (sejak 2023) • Komisaris di PT Chandra Samudera Port (sejak 2023) • Komisaris di PT Chandra Pelabuhan Nusantara (sejak 2023) • Direktur di Chandra Asri Capital Pte. Ltd. (sejak 2023) • Komisaris di PT Chandra Asri Port (sejak 2023) • Presiden Komisaris di PT Chandra Asri Alkali (sejak 2023) • Komisaris di PT Chandra Asri Perkasa (sejak 2022)	• Commissioner at PT Chandra Asri Konsultasi (since 2025) • Director at Chandra Asri Bio Investment Pte. Ltd. (since 2024) • Director at Chandra Industrial Infra Pte. Ltd. (since 2024) • Commissioner at PT Chandra Cilegon Port (since 2023) • Commissioner at PT Chandra Samudera Port (since 2023) • Commissioner at PT Chandra Pelabuhan Nusantara (since 2023) • Director at Chandra Asri Capital Pte. Ltd. (since 2023) • Commissioner at PT Chandra Asri Port (since 2023) • President Commissioner at PT Chandra Asri Alkali (since 2023) • Commissioner at PT Chandra Asri Perkasa (since 2022)
HUBUNGAN AFILIASI	**AFFILIATION RELATIONSHIP**
Tidak memiliki hubungan afiliasi dengan anggota Dewan Komisaris, anggota Direksi lainnya, dan Pemegang Saham Utama	Has no affiliated relationship with members of the Board of Commissioners, with other members of the Board of Directors, or with Majority Shareholders



SARAYUTH VORAPRUEKJARU

Direktur Proyek
Project Director

Kewarganegaraan Nationality	Thailand | Thai
Usia Age	52 tahun 52 years old
Domisili Domicile	Indonesia | Indonesia

DASAR HUKUM PENUNJUKAN

Pertama kali diangkat sebagai Direktur periode 2023-2024 berdasarkan Keputusan RUPS Tahunan tanggal 17 Mei 2023. Pengangkatan terakhirnya ditetapkan melalui RUPS Tahunan tanggal 8 Mei 2024 untuk masa jabatan hingga tahun 2027.

LEGAL BASIS OF APPOINTMENT

Appointed as Director for the period spanning 2023 to 2024 period based on Annual GMS Resolution dated 17 May 2023. His last appointment was determined through the Annual GMS on 8 May 2024, for a term of office set to last until 2027.

RIWAYAT PENDIDIKAN/SERTIFIKASI

- Magister Teknik Kimia dari King Mongkut's University of Technology Thonburi, Thailand (2000)
- Sarjana Teknik Kimia dari King Mongkut's University of Technology Thonburi, Thailand (1995)

EDUCATIONAL BACKGROUND/CERTIFICATION

- Master of Chemical Engineering from King Mongkut's University of Technology Thonburi, Thailand (2000)
- Bachelor of Chemical Engineering from King Mongkut's University of Technology Thonburi, Thailand (1995)

RIWAYAT PEKERJAAN

- Direktur Proyek di PT Chandra Asri Pacific Tbk (2023-saat ini)
- Direktur di PT Chandra Asri Perkasa (2023-saat ini)
- Manager di Kantor Pusat Grup Bisnis PVC Thai Plastic and Chemicals Public Company Limited (2023-saat ini)
- Direktur Umum di PTC Cina Plastic and Chemicals Corporation Ltd. (2021-2022)
- Focused Improvement Site Champion, Focused Improvement di Thai Plastic and Chemicals Public Company Limited (2019-2021)
- PVC1 Production Department Manager di Thai Plastic and Chemicals Public Company Limited (2013-2018)
- Factory Director di TPC Vina Plastic and Chemicals Corporation Ltd. (2011-2012)
- Factory Director di TPC Paste Resin Co., Ltd. (2008-2010)

WORK EXPERIENCE

- Project Director at PT Chandra Asri Pacific Tbk (2023-present)
- Director at PT Chandra Asri Perkasa (2023-present)
- Manager at PVC Business Group Head Office Thai Plastic and Chemicals Public Company Limited (2023-present)
- General Director at PTC Cina Plastic and Chemicals Corporation Ltd. (2021-2022)
- Focused Improvement Site Champion, Focused Improvement at Thai Plastic and Chemicals Public Company Limited (2019-2021)
- PVC1 Production Department Manager at Thai Plastic and Chemicals Public Company Limited (2013-2018)
- Factory Director at TPC Vina Plastic and Chemicals Corporation Ltd. (2011-2012)
- Factory Director at TPC Paste Resin Co., Ltd. (2008-2010)

RANGKAP JABATAN

- Direktur di PT Chandra Asri Perkasa (sejak 2023)
- Manager di Kantor Pusat Grup Bisnis PVC Thai Plastic and Chemicals Public Company Limited (sejak 2023)

CONCURRENT POSITIONS

- Director at PT Chandra Asri Perkasa (since 2023)
- Manager at Head Office of PVC Business Group Thai Plastic and Chemicals Public Company Limited (since 2023)

HUBUNGAN AFILIASI

Memiliki hubungan afiliasi dengan Pemegang Saham Mayoritas (SCG Chemicals Public Company Limited)

AFFILIATION RELATIONSHIP

Has an affiliated relationship with the Majority Shareholder (SCG Chemicals Public Company Limited)



PETCH NIYOMSEN

Direktur Monomer Intermediaries
Monomor Intermediaries Director

Kewarganegaraan Nationality	Thailand | Thai
Usia Age	54 tahun 54 years old
Domisili Domicile	Indonesia | Indonesia

DASAR HUKUM PENUNJUKAN

Pertama kali diangkat sebagai Direktur untuk periode 2021-2024 berdasarkan Keputusan RUPS Luar Biasa pada tanggal 8 November 2021. Pengangkatan terakhirnya ditetapkan melalui RUPS Tahunan tanggal 8 Mei 2024 untuk masa jabatan hingga tahun 2027.

LEGAL BASIS OF APPOINTMENT

Appointed as Director for the the period of 2021-2024 based on Extraordinary GMS Resolution dated 8 November 2021. His last appointment was determined through the Annual GMS on 8 May 2024, for a term of office set to last until 2027.

RIWAYAT PENDIDIKAN/SERTIFIKASI

- Magister Teknik Kimia dari Syracuse University, Amerika Serikat (1995)
- Sarjana Teknik Kimia dari Chulalongkorn University, Bangkok, Thailand (1993)

EDUCATIONAL BACKGROUND/CERTIFICATION

- Magister of Chemical Engineering from Syracuse University, United States (1995)
- Bachelor of Chemical Engineering from Chulalongkorn University, Bangkok, Thailand (1993)

RIWAYAT PEKERJAAN

- Direktur Monomer Intermediaries di PT Chandra Asri Pacific Tbk (2021-saat ini)
- Supply Management Manager, Integrated Business Management di SCG Plastics Co., Ltd. (2018-saat ini)
- Planning and Optimization Manager di SCG Chemicals Co., Ltd. (2013-2018)
- Polyolefins Strategy and Planning Department Manager di SCG Polyolefins Co., Ltd. (2010-2013)
- Production Planning and Sourcing Manager di SCG Polyolefins Co., Ltd. (2008-2010)
- Monomer and Polyolefins Sourcing Manager di SCG Plastics Co., Ltd. (2007-2008)

WORK EXPERIENCE

- Director of Monomer Intermediaries at PT Chandra Asri Pacific Tbk (2021-present)
- Supply Management Manager, Integrated Business Management at SCG Plastics Co., Ltd. (2018-present)
- Planning and Optimization Manager at SCG Chemicals Co., Ltd. (2013-2018)
- Polyolefins Strategy and Planning Department Manager at SCG Polyolefins Co., Ltd. (2010-2013)
- Production Planning and Sourcing Manager at SCG Polyolefins Co., Ltd. (2008-2010)
- Monomer and Polyolefins Sourcing Manager at SCG Plastics Co., Ltd. (2007-2008)

RANGKAP JABATAN

Supply Management Manager, Integrated Business Management di SCG Plastics Co., Ltd. (sejak 2018)

CONCURRENT POSITIONS

Supply Management Manager, Integrated Business Management at SCG Plastics Co., Ltd. (since 2018)

HUBUNGAN AFILIASI

Memiliki hubungan afiliasi dengan Pemegang Saham Mayoritas (SCG Chemicals Public Company Limited)

AFFILIATION RELATIONSHIP

Has an affiliated relationship with the Majority Shareholder (SCG Chemicals Public Company Limited)



ANAWAT CHANSAKSOONG

Direktur Strategi & Pengembangan Bisnis
Strategy & Business Development Director

Kewarganegaraan Nationality	Thailand | Thai
Usia Age	51 tahun 51 years old
Domisili Domicile	Indonesia | Indonesia

DASAR HUKUM PENUNJUKAN

Pertama kali diangkat sebagai Direktur untuk periode 2024 berdasarkan Keputusan RUPS Luar Biasa pada tanggal 29 Desember 2023. Pengangkatan terakhirnya ditetapkan melalui RUPS Tahunan tanggal 8 Mei 2024 untuk masa jabatan hingga tahun 2027.

LEGAL BASIS OF APPOINTMENT

Appointed as Director for 2024 based on Extraordinary GMS Resolution dated 29 December 2023. His last appointment was determined through the Annual GMS on 8 May 2024, for a term of office set to last until 2027.

RIWAYAT PENDIDIKAN/SERTIFIKASI

- Magister Teknik Kimia dari Chulalongkorn University, Thailand (1996)
- Sarjana Teknik Kimia dari Chulalongkorn University, Thailand (1994)

EDUCATIONAL BACKGROUND/CERTIFICATION

- Master of Chemical Engineering from Chulalongkorn University, Thailand (1996)
- Bachelor of Chemical Engineering from Chulalongkorn University, Thailand (1994)

RIWAYAT PEKERJAAN

- Presiden Direktur di PT TOP Investment Indonesia (2024-saat ini)
- Direktur di PT Chandra Cilegon Port (2024-saat ini)
- Direktur di PT Chandra Samudera Port (2024-saat ini)
- Direktur di PT Chandra Asri Alkali (2024-saat ini)
- Strategy and Business Development Director di PT Chandra Asri Pacific Tbk (2024-saat ini)
- Komisaris di PT Chandra Daya Investasi (2023-2025)
- Managing Director di TOP Next International Co., Ltd. (2022-2023)
- Ketua di JSKem Private Limited (2022-2023)
- Presiden Komisaris di PT Tirta Surya Raya (2022-2023)
- Direktur di Sak Chaisidhi Co., Ltd. (2022-2023)
- Direktur di Thaioil Solvent Co., Ltd. (2022-2023)
- Direktur di TOP Next International Co., Ltd. (2022-2023)
- Council Member di TOP Solvent (Vietnam) Limited Liability Company (2022-2023)
- Commercial Vice President di Thai Oil Public Company Limited (2018-2021)

WORK EXPERIENCE

- President Director at PT TOP Investment Indonesia (2024-present)
- Director at PT Chandra Cilegon Port (2024-present)
- Director at PT Chandra Samudera Port (2024-present)
- Director at PT Chandra Asri Alkali (2024-present)
- Strategy and Business Development Director at PT Chandra Asri Pacific Tbk (2024-present)
- Commissioner at PT Chandra Daya Investasi (2023-2025)
- Managing Director at TOP Next International Co., Ltd. (2022-2023)
- Chairman at JSKem Private Limited (2022-2023)
- President Commissioner at PT Tirta Surya Raya (2022-2023)
- Director at Sak Chaisidhi Co., Ltd. (2022-2023)
- Director at Thaioil Solvent Co., Ltd. (2022-2023)
- Director at TOP Next International Co., Ltd. (2022-2023)
- Council Member at TOP Solvent (Vietnam) Limited Liability Company (2022-2023)
- Commercial Vice President at Thai Oil Public Company Limited (2018-2021)

RANGKAP JABATAN

- Presiden Direktur di PT TOP Investment Indonesia (sejak 2024)
- Direktur di PT Chandra Cilegon Port (sejak 2024)
- Direktur di PT Chandra Samudera Port (sejak 2024)
- Direktur di PT Chandra Asri Alkali (sejak 2024)

CONCURRENT POSITIONS

- President Director at PT TOP Investment Indonesia (since 2024)
- Director at PT Chandra Cilegon Port (since 2024)
- Director at PT Chandra Samudera Port (since 2024)
- Director at PT Chandra Asri Alkali (since 2024)

HUBUNGAN AFILIASI

Memiliki hubungan afiliasi dengan Pemegang Saham Perseroan (PT TOP Investment Indonesia)

AFFILIATION RELATIONSHIP

Has an affiliated relationship with the Company's Shareholder (PT TOP Investment Indonesia)



SUWIT WIWATTANAWANICH

Direktur Proyek, Pemeliharaan dan Teknologi
Projects, Maintenance and Technology Director

Kewarganegaraan Nationality	Thailand | Thai
Usia Age	54 tahun 54 years old
Domisili Domicile	Indonesia | Indonesia

DASAR HUKUM PENUNJUKAN

Pertama kali diangkat sebagai Direktur untuk periode 2021-2024 berdasarkan Keputusan RUPS Luar Biasa pada tanggal 8 November 2021. Kemudian diangkat kembali melalui RUPS Tahunan tanggal 8 Mei 2024 untuk masa jabatan hingga tahun 2027.

LEGAL BASIS OF APPOINTMENT

Appointed as Director for the period spanning 2021 to 2024 based on Extraordinary GMS Resolution dated 8 November 2021. His next appointment was determined through the Annual GMS on 8 May 2024, for a term of office set to last until 2027.

RIWAYAT PENDIDIKAN/SERTIFIKASI

Sarjana Teknik (Teknik Instrumentasi) dari King Mongkut's Institute of Technology Ladkrabang, Thailand (1999)

EDUCATIONAL BACKGROUND/CERTIFICATION

Bachelor of Engineering (Instrumentation Engineering) from King Mongkut's Institute of Technology Ladkrabang, Thailand (1999)

RIWAYAT PEKERJAAN

- Projects, Maintenance and Technology Director di PT Chandra Asri Pacific Tbk (2021-saat ini)
- Manager-Instrument Engineering (ENIM) and Functional Digitizer di Thai Oil Public Company Limited (2019-2021)
- Manager-Instrument Engineering and Acting Technical Support/ Specialist Team-Instrument Service Center/Training/ISO di Thai Oil Public Company Limited (2017-2019)
- Instrument Engineering Manager di Thai Oil Public Company Limited (2012-2016)
- Acting Instrument Engineering Manager di Thai Oil Public Company Limited (2011-2012)

WORK EXPERIENCE

- Projects, Maintenance and Technology Director at PT Chandra Asri Pacific Tbk (2021-present)
- Manager-Instrument Engineering (ENIM) and Functional Digitizer at Thai Oil Public Company Limited (2019-2021)
- Manager-Instrument Engineering and Acting Technical Support/ Specialist Team-Instrument Service Center/Training/ISO at Thai Oil Public Company Limited (2017-2019)
- Instrument Engineering Manager at Thai Oil Public Company Limited (2012-2016)
- Acting Instrument Engineering Manager at Thai Oil Public Company Limited (2011-2012)

RANGKAP JABATAN

Tidak memiliki rangkap jabatan

CONCURRENT POSITIONS

Does not hold any concurrent positions

HUBUNGAN AFILIASI

Tidak memiliki hubungan afiliasi dengan anggota Dewan Komisaris, anggota Direksi lainnya, dan Pemegang Saham Utama

AFFILIATION RELATIONSHIP

Has no affiliated relationships with members of theBoard of Commissioners, other members of the Board of Directors, and Majority Shareholders



PHUPING TAWEESARP

Direktur ESG dan Keberlanjutan
ESG and Sustainability Director

Kewarganegaraan Nationality	Thailand | Thai
Usia Age	51 tahun 51 years old
Domisili Domicile	Indonesia | Indonesia

DASAR HUKUM PENUNJUKAN

Pertama kali diangkat sebagai Direktur untuk periode 2021-2024 berdasarkan Keputusan RUPS Luar Biasa pada tanggal 8 November 2021. Kemudian diangkat kembali melalui RUPS Tahunan tanggal 8 Mei 2024 untuk masa jabatan hingga tahun 2027.

LEGAL BASIS OF APPOINTMENT

Appointed as Director for the period spanning 2021 to 2024 based on Extraordinary GMS Resolution dated 8 November 2021. His next appointment was determined through the Annual GMS on 8 May 2024, for a term of office set to last until 2027.

RIWAYAT PENDIDIKAN/SERTIFIKASI

- Magister Teknik (Teknik Lingkungan) dari Chulalongkorn University, Thailand (1998)
- Sarjana Teknik (Teknik Lingkungan) dari Khon Kaen University, Thailand (1994)

EDUCATIONAL BACKGROUND/CERTIFICATION

- Master of Engineering (Environmental Engineering) from Chulalongkorn University, Thailand (1998)
- Bachelor of Engineering (Environmental Engineering) from Khon Kaen University, Thailand (1994)

RIWAYAT PEKERJAAN

- Direktur ESG dan Keberlanjutan di PT Chandra Asri Pacific Tbk (2021-saat ini)
- Manager-Environmental Management di Thai Oil Public Company Limited (2013-2021)
- Environment Specialist di Thai Oil Public Company Limited (2001-2012)

WORK EXPERIENCE

- Director of ESG and Sustainability at PT Chandra Asri Pacific Tbk (2021-present)
- Manager-Environmental Management at Thai Oil Public Company Limited (2013-2021)
- Environment Specialist at Thai Oil Public Company Limited (2001-2012)

RANGKAP JABATAN

Tidak memiliki rangkap jabatan

CONCURRENT POSITIONS

Does not hold any concurrent positions

HUBUNGAN AFILIASI

Tidak memiliki hubungan afiliasi dengan anggota Dewan Komisaris, anggota Direksi lainnya, dan Pemegang Saham Utama

AFFILIATION RELATIONSHIP

Has no affiliated relationships with members of the Board of Commissioners, other members of the Board of Directors, and Majority Shareholders



BOEDIJONO HADIPOESPITO

Direktur Produksi Hilir
Downstream Production Director

Kewarganegaraan Nationality	Indonesia | Indonesian
Usia Age	61 tahun 61 years old
Domisili Domicile	Indonesia | Indonesia

DASAR HUKUM PENUNJUKAN

Pertama kali diangkat sebagai Direktur untuk periode 2021-2024 berdasarkan Keputusan RUPS Luar Biasa pada tanggal 8 November 2021. Kemudian diangkat kembali melalui RUPS Tahunan tanggal 8 Mei 2024 untuk masa jabatan hingga tahun 2027.

LEGAL BASIS OF APPOINTMENT

Appointed as Director for the period spanning 2021 to 2024 based on Extraordinary GMS Resolution dated 8 November 2021. His next appointment was determined through the Annual GMS on 8 May 2024, for a term of office set to last until 2027.

RIWAYAT PENDIDIKAN/SERTIFIKASI

Sarjana Teknik Kimia dari Universitas Diponegoro (1987)

EDUCATIONAL BACKGROUND/CERTIFICATION

Bachelor of Chemical Engineering from Diponegoro University (1987)

RIWAYAT PEKERJAAN

- Direktur di PT Chandra Pelabuhan Nusantara (2024-saat ini)
- Direktur Produksi Hilir di PT Chandra Asri Pacific Tbk (2021-saat ini)
- Manajer Pabrik Styrene Monomer, Styrene and Polymer Senior General Manager di PT Chandra Asri Pacific Tbk (dahulu bernama PT Chandra Asri Petrochemical Tbk) (2006-2021)
- Manajer Pabrik di PT Polychem Lindo, Polystyrene Manufacturer (2005-2006)
- General Manager di PT Plastikama (2004-2005)

WORK EXPERIENCE

- Director at PT Chandra Pelabuhan Nusantara (2024-present)
- Director of Downstream Production at PT Chandra Asri Pacific Tbk (2021-present)
- Plant Manager Styrene Monomer, Styrene and Polymer Senior General Manager at PT Chandra Asri Pacific Tbk (formerly PT Chandra Asri Petrochemical Tbk) (2006-2021)
- Plant Manager at PT Polychem Lindo, Polystyrene Manufacturer (2005-2006)
- General Manager at PT Plastikama (2004-2005)

RANGKAP JABATAN

Direktur di PT Chandra Pelabuhan Nusantara (sejak 2024)

CONCURRENT POSITIONS

Director at PT Chandra Pelabuhan Nusantara (since 2024)

HUBUNGAN AFILIASI

Tidak memiliki hubungan afiliasi dengan anggota Dewan Komisaris, anggota Direksi lainnya, dan Pemegang Saham Utama

AFFILIATION RELATIONSHIP

Has no affiliated relationships with members of the Board of Commissioners, other members of the Board of Directors, and Majority Shareholders



EDI RIVA'I

Direktur Legal & Urusan Eksternal
Legal & External Affairs Director

Kewarganegaraan Nationality	Indonesia | Indonesian
Usia Age	61 tahun 61 years old
Domisili Domicile	Indonesia | Indonesia

DASAR HUKUM PENUNJUKAN

Pertama kali diangkat sebagai Direktur untuk periode 2021-2024 berdasarkan Keputusan RUPS Luar Biasa pada tanggal 8 November 2021. Kemudian diangkat kembali melalui RUPS Tahunan tanggal 8 Mei 2024 untuk masa jabatan hingga tahun 2027.

LEGAL BASIS OF APPOINTMENT

Appointed as Director for the period spanning 2021 to 2024 based on Extraordinary GMS Resolution dated 8 November 2021. His next appointment was determined through the Annual GMS on 8 May 2024, for a term of office set to last until 2027.

RIWAYAT PENDIDIKAN/SERTIFIKASI

- Executive Education and Development Program dari National University Singapore (2018)
- Strategic Leadership Program, Prasetiya Mulya (2016)
- Executive Development Program, IPMI International Business School (1998)
- Sarjana Kimia dari Universitas Pakuan, Bogor (1987)

EDUCATIONAL BACKGROUND/CERTIFICATION

- Executive Education and Development Program from National University Singapore (2018)
- Strategic Leadership Program, Prasetiya Mulya (2016)
- Executive Development Program, IPMI International Business School (1998)
- Bachelor of Chemistry from Pakuan University, Bogor (1987)

RIWAYAT PEKERJAAN

- Komisaris di PT Chandra Tirta Karian (2025-saat ini)
- Presiden Komisaris di PT Buana Laminar Pipe (2024-saat ini)
- Komisaris di PT Chandra Asri Konsultasi (2024-saat ini)
- Direktur di PT Chandra Cilegon Port (2023-saat ini)
- Wakil Ketua Bidang Industri Manufaktur, Asosiasi Pengusaha Indonesia (APINDO) (2023-saat ini)
- Direktur di PT Chandra Pelabuhan Nusantara (2023-saat ini)
- Direktur di PT Chandra Asri Port (2023-saat ini)
- Direktur di PT Chandra Asri Alkali (2023-saat ini)
- Direktur di Wasteforchange Global Pte. Ltd. (2022-saat ini)
- Direktur di PT Chandra Asri Perkasa (2022-saat ini)
- Direktur Legal dan Urusan Eksternal di PT Chandra Asri Pacific Tbk (2021-saat ini)
- Wakil Ketua Komite Tetap Industri Kimia Hulu, Bidang Perindustrian - KADIN Indonesia (2021-saat ini)
- Wakil Ketua Bidang Manufatur DPP APINDO (2021-saat ini)
- Ketua Umum - Responsible Care Indonesia (RCI) (2019-saat ini)
- Wakil Ketua Himpunan Polimer Indonesia (2018-saat ini)
- Wakil Ketua Umum - Indonesia Olefin Aromatic and Plastic Indonesia (INAPLAS) (2008-saat ini)
- Presiden Direktur di PT Chandra Tirta Karian (2024-2025)
- Komisaris di PT Chandra Daya Investasi (2023-2025)
- Direktur di PT Buana Primatama Niaga (2022-2024)
- Senior General Manager PT Chandra Asri Pacific Tbk (dahulu bernama PT Chandra Asri Petrochemical Tbk) Tbk (1991-2021)

WORK EXPERIENCE

- Commissioner at PT Chandra Tirta Karian (2025-present)
- President Commissioner at PT Buana Laminar Pipe (2024-present)
- Commissioner at PT Chandra Asri Konsultasi (2024-present)
- Director at PT Chandra Cilegon Port (2023-present)
- Deputy Chairman of Manufacturing Industry, Indonesian Employers Association (APINDO) (2023-present)
- Director at PT Chandra Pelabuhan Nusantara (2023-present)
- Director at PT Chandra Asri Port (2023-present)
- Director at PT Chandra Asri Alkali (2023-present)
- Director at Wasteforchange Global Pte. Ltd. (2022-present)
- Director at PT Chandra Asri Perkasa (2022-present)
- Director of Legal and External Affairs at PT Chandra Asri Pacific Tbk (2021-present)
- Deputy Chairman of the Standing Committee for Upstream Chemical Industry, Industrial Sector - KADIN Indonesia (2021-present)
- Deputy Chairman of the Manufacturing Sector of DPP APINDO (2021-present)
- Chairman - Responsible Care Indonesia (RCI) (2019-present)
- Deputy Chairman of the Indonesian Polymer Association (2018-present)
- Deputy Chairman - Indonesia Olefin Aromatic and Plastic Indonesia (INAPLAS) (2008-present)
- President Director at PT Chandra Tirta Karian (2024-2025)
- Commissioner at PT Chandra Daya Investasi (2023-2025)
- Director at PT Buana Primatama Niaga (2022-2024)
- Senior General Manager of PT Chandra Asri Pacific Tbk (formerly PT Chandra Asri Petrochemical Tbk) Tbk (1991-2021)

RANGKAP JABATAN	CONCURRENT POSITIONS
• Komisaris di PT Chandra Tirta Karian (sejak 2025) • Presiden Komisaris di PT Buana Laminar Pipe (sejak 2024) • Komisaris di PT Chandra Asri Konsultasi (sejak 2024) • Direktur di PT Chandra Cilegon Port (sejak 2023) • Wakil Ketua Bidang Industri Manufaktur, Asosiasi Pengusaha Indonesia (APINDO) (sejak 2023) • Direktur di PT Chandra Pelabuhan Nusantara (sejak 2023) • Direktur di PT Chandra Asri Port (sejak 2023) • Direktur di PT Chandra Asri Alkali (sejak 2023) • Direktur di Wasteforchange Global Pte. Ltd. (sejak 2022) • Direktur di PT Chandra Asri Perkasa (sejak 2022) • Wakil Ketua Komite Tetap Industri Kimia Hulu, Bidang Perindustrian - KADIN Indonesia (sejak 2021) • Wakil Ketua Bidang Manufatur DPP APINDO (sejak 2021) • Ketua Umum - Responsible Care Indonesia (RCI) (sejak 2019) • Wakil Ketua Himpunan Polimer Indonesia (sejak 2018) • Wakil Ketua Umum - Indonesia Olefin Aromatic and Plastic Indonesia (INAPLAS) (sejak 2008)	• Komisaris di PT Chandra Tirta Karian (sejak 2025) • Presiden Komisaris di PT Buana Laminar Pipe (sejak 2024) • Komisaris di PT Chandra Asri Konsultasi (sejak 2024) • Direktur di PT Chandra Cilegon Port (sejak 2023) • Wakil Ketua Bidang Industri Manufaktur, Asosiasi Pengusaha Indonesia (APINDO) (sejak 2023) • Direktur di PT Chandra Pelabuhan Nusantara (sejak 2023) • Direktur di PT Chandra Asri Port (sejak 2023) • Direktur di PT Chandra Asri Alkali (sejak 2023) • Direktur di Wasteforchange Global Pte. Ltd. (sejak 2022) • Direktur di PT Chandra Asri Perkasa (sejak 2022) • Wakil Ketua Komite Tetap Industri Kimia Hulu, Bidang Perindustrian - KADIN Indonesia (sejak 2021) • Wakil Ketua Bidang Manufatur DPP APINDO (sejak 2021) • Ketua Umum - Responsible Care Indonesia (RCI) (sejak 2019) • Wakil Ketua Himpunan Polimer Indonesia (sejak 2018) • Wakil Ketua Umum - Indonesia Olefin Aromatic and Plastic Indonesia (INAPLAS) (sejak 2008)
HUBUNGAN AFILIASI	**AFFILIATION RELATIONSHIP**
Tidak memiliki hubungan afiliasi dengan anggota Dewan Komisaris, anggota Direksi lainnya dan Pemegang Saham Utama	Has no affiliated relationship with members of theBoard of Commissioners, other members of the Board of Directors, and Majority Shareholders

PERUBAHAN KOMPOSISI DEWAN KOMISARIS

Pada tahun buku 2024 telah terjadi perubahan pada komposisi Dewan Komisaris dan Direksi. Uraiannya disampaikan melalui tabel di bawah ini.

THE BOARD OF COMMISSIONERS' MEMBERSHIP COMPOSITION CHANGES

There have been changes made to the membership composition of the Board of Commissioners and Board of Directors in the 2024 fiscal year. The description is presented in the table below.

Komposisi Dewan Komisaris
Membership Composition of the Board of Commissioners

Sebelum Perubahan Before the Changes	**Perubahan Pertama** **8 Mei 2024** First Change 8 May 2024	**Perubahan Kedua** **23 Oktober 2024** Second Change 23 October 2024	**Dasar dan Alasan Perubahan** Basis and Reason for Changes
Djoko Suyanto Presiden Komisaris (Komisaris Independen) President Commissioner (Independent Commissioner)	**Djoko Suyanto** Presiden Komisaris (Komisaris Independen) President Commissioner (Independent Commissioner)	**Djoko Suyanto** Presiden Komisaris (Komisaris Independen) President Commissioner (Independent Commissioner)	
Tan Ek Kia Wakil Presiden Komisaris (Komisaris Independen) Vice President Commissioner (Independent Commissioner)	**Tan Ek Kia** Wakil Presiden Komisaris (Komisaris Independen) Vice President Commissioner (Independent Commissioner)	**Tan Ek Kia** Wakil Presiden Komisaris (Komisaris Independen) Vice President Commissioner (Independent Commissioner)	Pada tahun 2024 telah terjadi 2 (dua) kali perubahan komposisi Dewan Komisaris. Perubahan tersebut diputuskan melalui: • Rapat Umum Pemegang Saham Tahunan yang diselenggarakan pada 8 Mei 2024; dan • Rapat Umum Pemegang Saham Luar Biasa yang diselenggarakan pada 23 Oktober 2024. Alasan terjadinya perubahan ini, antara lain karena: • Berakhirnya masa jabatan Dewan Komisaris dan Direksi pada tahun 2024; • Pengunduran diri salah satu anggota Dewan Komisaris yaitu Mongkol Hengrojanasophon yang digantikan oleh Suracha Udomsak.
Ho Hon Cheong Komisaris (Komisaris Independen) Commissioner (Independent Commissioner)	**Ho Hon Cheong** Komisaris (Komisaris Independen) Commissioner (Independent Commissioner)	**Ho Hon Cheong** Komisaris (Komisaris Independen) Commissioner (Independent Commissioner)	
Agus Salim Pangestu Komisaris Commissioner	**Agus Salim Pangestu** Komisaris Commissioner	**Agus Salim Pangestu** Komisaris Commissioner	
Sakchai Patiparnpreechavud Komisaris Commissioner	**Sakchai Patiparnpreechavud** Komisaris Commissioner	**Sakchai Patiparnpreechavud** Komisaris Commissioner	
Santi Wasanasiri Komisaris Commissioner	**Santi Wasanasiri** Komisaris Commissioner	**Santi Wasanasiri** Komisaris Commissioner	
Bandhit Thamprajamchit Komisaris Commissioner	**Bandhit Thamprajamchit** Komisaris Commissioner	**Bandhit Thamprajamchit** Komisaris Commissioner	
Lim Chong Thian Komisaris Commissioner	**Lim Chong Thian** Komisaris Commissioner	**Lim Chong Thian** Komisaris Commissioner	
Tanawong Areeratchakul Komisaris Commissioner	**Chantanida Sarigaphuti** Komisaris Commissioner	**Chantanida Sarigaphuti** Komisaris Commissioner	
Chatri Eamsobhana Komisaris Commissioner	**Mongkol Hengrojanasophon** Komisaris Commissioner	**Suracha Udomsak** Komisaris Commissioner	

Sebelum Perubahan Before the Changes	**Perubahan Pertama** **8 Mei 2024** First Change 8 May 2024	**Perubahan Kedua** **23 Oktober 2024** Second Change 23 October 2024	**Dasar dan Alasan Perubahan** Basis and Reason for Changes
Thammasak Sethaudom Komisaris Commissioner			There were 2 (two) changes made to the Board of Commissioners' membership composition in 2024. These changes were decided through the following venues: • The Annual General Meeting of Shareholders held on 8 May 2024; and • The Extraordinary General Meeting of Shareholders held on 23 October 2024. The reasons for these changes include: • The end of the term of office of the Board of Commissioners and Board of Directors in 2024; • The resignation of one of the members of the Board of Commissioners, specifically, Mongkol Hegrojanasophon, who was replaced by Suracha Udomsak.
Rudy Suparman Komisaris Commissioner			
Surong Bulakul Komisaris Commissioner			
Diana Arsiyanti Komisaris Commissioner			
Erry Riyana Hardjapamekas Komisaris Commissioner			

Komposisi Direksi
Membership Composition of the Board of Directors

Sebelum Perubahan Before the Changes	Setelah Perubahan After the Changes	Dasar dan Alasan Perubahan Basis and Reason for Changes
Erwin Ciputra Presiden Direktur President Director	**Erwin Ciputra** Presiden Direktur President Director	Pada tahun 2024, terjadi perubahan anggota Direksi, yang ditetapkan melalui Rapat Umum Pemegang Saham Luar Biasa yang diselenggarakan pada 23 Oktober 2024. Alasan terjadinya perubahan, karena mundurnya Prapote Stianpapong sebagai Direktur Perseroan. There was a change in the membership composition of the Board of Directors in 2024. This change was determined through an Extraordinary General Meeting of Shareholders held on 23 October 2024. The reason for the change was the resignation of Prapote Stianpapong as Director of the Company.
Baritono Prajogo Pangestu Wakil Presiden Direktur Komersial Commercial Vice President Director	**Baritono Prajogo Pangestu** Wakil Presiden Direktur Komersial Commercial Vice President Director	
Pholavit Thiebpattama Wakil Presiden Direktur Operasi Operations Vice President Director	**Pholavit Thiebpattama** Wakil Presiden Direktur Operasi Operations Vice President Director	
Andre Khor Kah Hin Direktur Keuangan Finance Director	**Andre Khor Kah Hin** Direktur Keuangan Finance Director	
Raymond Budhin Direktur Polymer Sales Polymer Sales Director	**Raymond Budhin** Direktur Polymer Sales Polymer Sales Director	
Prapote Stianpapong Direktur Produksi Manufacturing Director	**Jirathpol Sunsap** Direktur Produksi Manufacturing Director	
Fransiskus Ruly Aryawan Direktur Supply Chain Supply Chain Director	**Fransiskus Ruly Aryawan** Direktur Supply Chain Supply Chain Director	
Suryandi Direktur SDM dan Urusan Korporat Human Resources and Corporate Affairs Director	**Suryandi** SDM dan Urusan Korporat Human Resources and Corporate Affairs Director	
Sarayuth Vorapruekjaru Direktur Proyek Project Director	**Sarayuth Vorapruekjaru** Direktur Proyek Project Director	
Petch Niyomsen Direktur Monomer Intermediaries Monomer Intermediaries Director	**Petch Niyomsen** Direktur Monomer Intermediaries Monomer Intermediaries Director	
Anawat Chansaksoong Direktur Strategi & Pengembangan Bisnis Strategy & Business Development Director	**Anawat Chansaksoong** Direktur Strategi & Pengembangan Bisnis Strategy & Business Development Director	
Suwit Wiwattanawanich Direktur Proyek Pemeliharaan dan Teknologi Project Maintenance and Technology Director	**Suwit Wiwattanawanich** Direktur Proyek Pemeliharaan dan Teknologi Project Maintenance and Technology Director	
Phuping Taweesarp Direktur ESG dan Keberlanjutan ESG and Sustainability Director	**Phuping Taweesarp** Direktur ESG dan Keberlanjutan ESG and Sustainability Director	
Boedijono Hadipoespito Direktur Produksi Hilir Downstream Production Director	**Boedijono Hadipoespito** Direktur Produksi Hilir Downstream Production Director	
Edi Riva'i Direktur Legal & Urusan Eksternal Legal & External Affairs Director	**Edi Riva'i** Direktur Legal & Urusan Eksternal Legal & External Affairs Director	



PROFIL SUMBER DAYA MANUSIA

HUMAN RESOURCES PROFILE

Jumlah SDM yang tertera dalam tabel di bawah ini merupakan karyawan Chandra Asri Group secara individual, tidak termasuk entitas anak dan entitas asosiasi.

The human resources listed in the table below are individual employees of Chandra Asri Group, excluding subsidiaries and associated entities.

Komposisi Karyawan Berdasarkan Jenis Kelamin
Employee Composition by Gender

Jenis Kelamin Gender	2024	2023	2022
Laki-laki Male	2.004	1.968	1.781
Perempuan Female	380	359	322
Jumlah Total	**2.384**	**2.327**	**2.103**

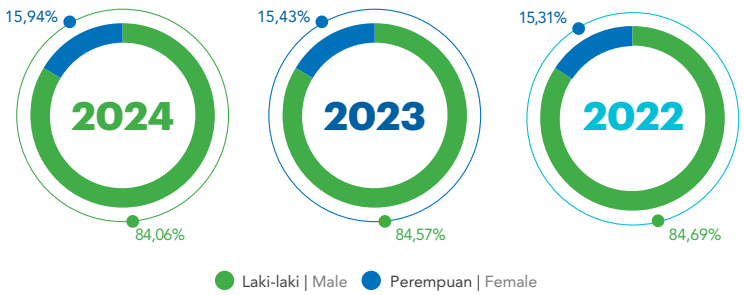

Komposisi Karyawan Berdasarkan Status Kepegawaian
Employee Composition by Employment Status

Status Kepegawaian Employment Status	2024		2023		2022	
	Laki-laki Male	Perempuan Female	Laki-laki Male	Perempuan Female	Laki-laki Male	Perempuan Female
Karyawan Tetap Permanent Employees	1.874	359	1.883	347	1.687	311
Karyawan Kontrak Contract Employees	130	21	85	12	94	11
Jumlah **Total**	**2.004**	**380**	**1.968**	**359**	**1.781**	**322**

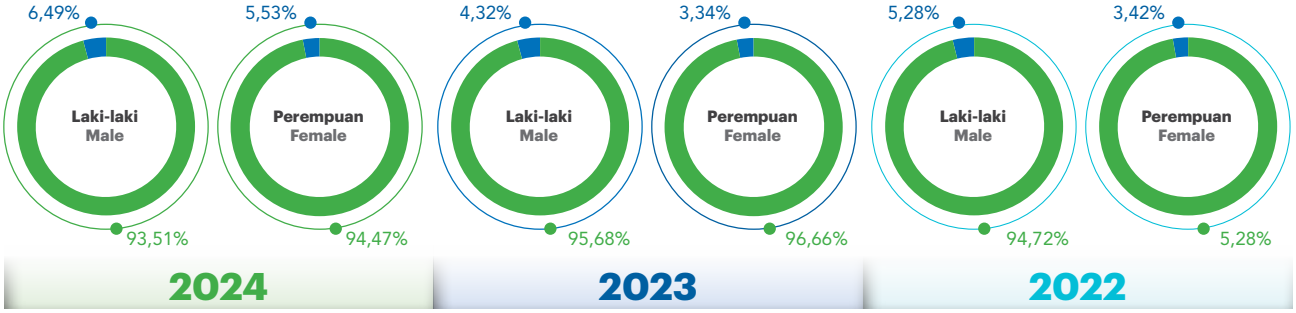

Karyawan Tetap | Permanent Employees Karyawan Kontrak | Contract Employees

Komposisi Karyawan Berdasarkan Status Usia
Employee Composition by Age Status

Usia Age	2024		2023		2022	
	Laki-laki Male	Perempuan Female	Laki-laki Male	Perempuan Female	Laki-laki Male	Perempuan Female
≤ 18-24 tahun | years old	120	21	64	10	17	2
25-34 tahun | years old	643	175	624	165	562	150
35-44 tahun | years old	482	86	475	79	387	64
45-54 tahun | years old	617	81	615	83	600	79
>55 tahun | years old	142	17	190	22	215	27
Jumlah **Total**	**2.004**	**380**	**1.968**	**359**	**1.781**	**322**

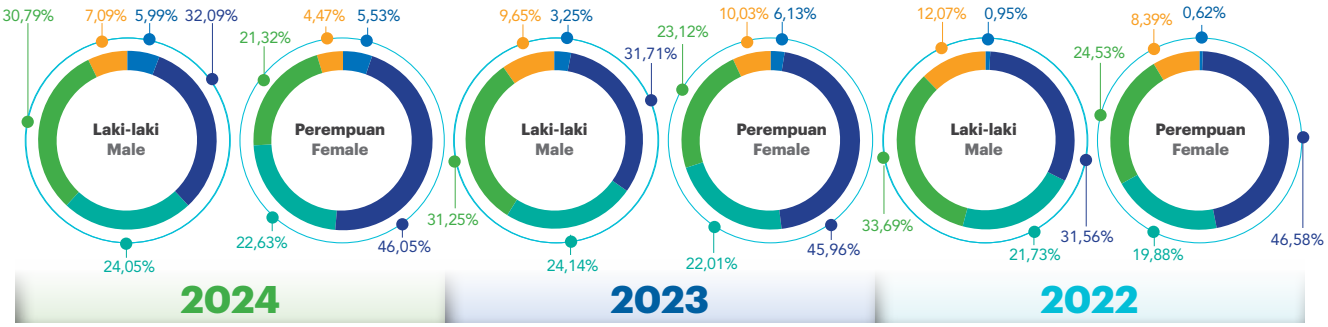

≤ 18-24 tahun | years old 25-34 tahun | years old 35-44 tahun | years old 45-54 tahun | years old >55 tahun | years old

Komposisi Karyawan Berdasarkan Tingkat Pendidikan
Employee Composition by Education Level

Tingkat Pendidikan Education Level	2024		2023		2022	
	Laki-laki Male	Perempuan Female	Laki-laki Male	Perempuan Female	Laki-laki Male	Perempuan Female
SD Elementary School	3	1	4	1	4	1
SMP Junior High School	11	1	14	2	18	2
SMA High School	665	23	701	23	672	24
Akademi Academy	435	53	402	58	320	56
S1 Bachelor	810	258	769	239	701	208
S2 Master	78	44	76	36	64	31
S3 Doctor	2	0	2	0	2	0
Jumlah Total	**2.004**	**380**	**1.968**	**359**	**1.781**	**322**

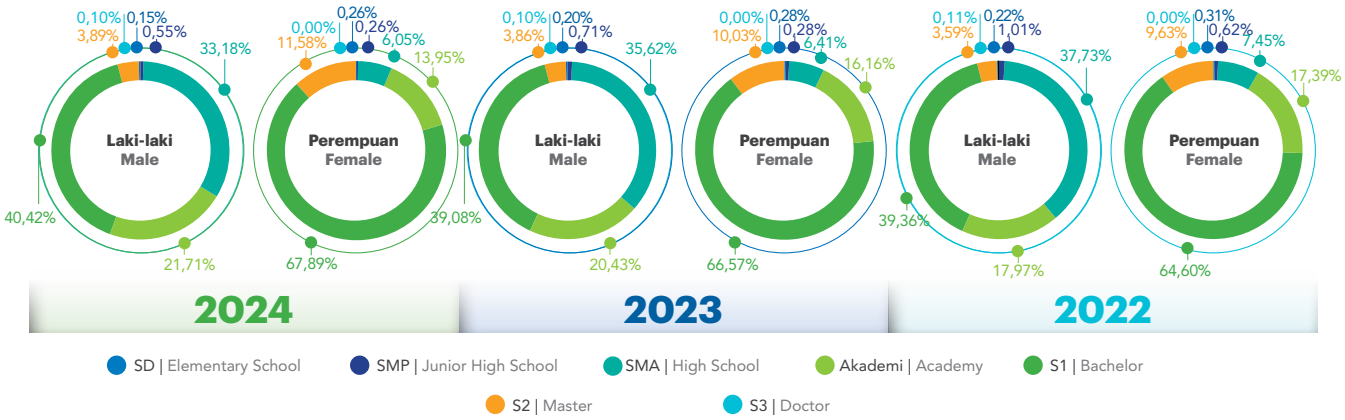

Komposisi Karyawan Berdasarkan Level Jabatan
Employee Composition by Position Level

Level Jabatan	2024		2023		2022	
	Laki-laki Male	Perempuan Female	Laki-laki Male	Perempuan Female	Laki-laki Male	Perempuan Female
Entry-level	1.502	238	1.515	242	1.393	224
Mid-level	272	73	245	63	200	54
Senior-level	210	68	188	53	170	43
Executive-level	20	1	20	1	18	1
Jumlah Total	**2.004**	**380**	**1.968**	**359**	**1.781**	**322**

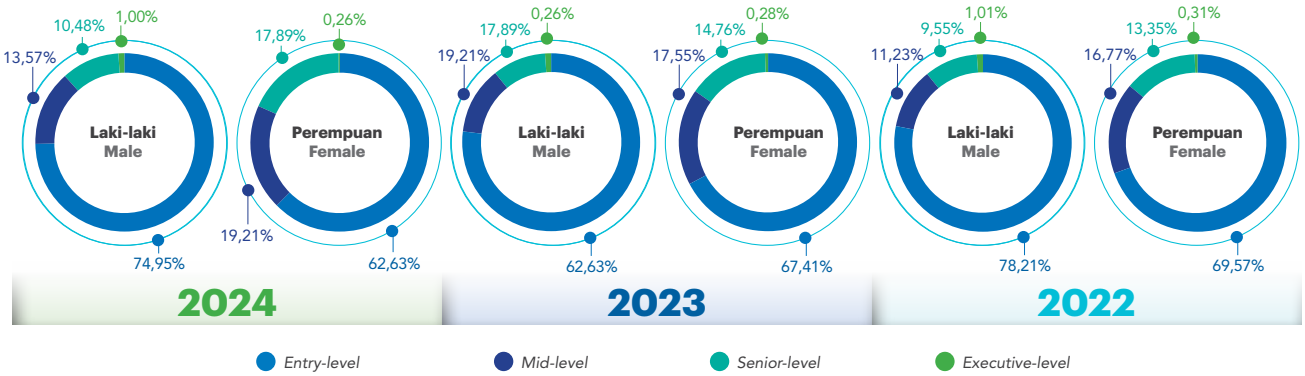

Komposisi Karyawan Berdasarkan Masa Kerja
Employee Composition by Years of Service

Masa Kerja Years of Service	2024		2023		2022	
	Laki-laki Male	Perempuan Female	Laki-laki Male	Perempuan Female	Laki-laki Male	Perempuan Female
≤ 5 tahun | years	478	129	343	90	197	56
5-10 tahun | years	371	103	417	110	405	114
10-15 tahun | years	320	60	311	61	265	52
15-20 tahun | years	187	22	193	21	183	18
20-25 tahun | years	113	13	120	14	122	14
25-30 tahun | years	266	30	286	36	289	40
>30 tahun | years	269	23	298	27	320	28
Jumlah **Total**	**2.004**	**380**	**1.968**	**359**	**1.781**	**322**



PENGEMBANGAN KOMPETENSI
COMPETENCY DEVELOPMENT

ANGGARAN PENGEMBANGAN KOMPETENSI

Biaya yang telah dikeluarkan oleh Perseroan untuk pengembangan kompetensi karyawan pada tahun buku 2024 adalah sebesar USD1.169.449.

COMPETENCY DEVELOPMENT BUDGET

The costs incurred by the Company for employee competency development in the 2024 fiscal year amounted to USD1,169,449.

Realisasi Pengembangan Kompetensi 2024
Competency Development Realization in 2024

Kategori Pelatihan Training Category	**Jumlah Peserta** Number of Participating Employees	**Level Jabatan Peserta** Level Position of Participants	**Periode Pelaksanaan** Implementation Period	**Pelaksana** Organizer
Communication Session/ Socialization	608	Manager Superintendent/Sr. Engineer Supervisor/Engineer Technician/Operator	2024	Internal
Core Program	468	Manager Superintendent/Sr. Engineer Supervisor/Engineer Technician/Operator	2024	External vendor
Foundation	1.086	Manager Superintendent/Sr. Engineer Supervisor/Engineer Technician/Operator	2024	Internal
Leadership Program	273	Manager Superintendent/Sr. Engineer Supervisor/Engineer Technician/Operator	2024	External Vendor
Mandatory Certification	176	Manager Supervisor/Engineer Technician/Operator	2024	PJK3 partners and external vendors
Quality	288	Manager Superintendent/Sr. Engineer Supervisor/Engineer Technician/Operator	2024	Internal
SHE	1.764	Manager Superintendent/Sr. Engineer Supervisor/Engineer Technician/Operator	2024	Internal
Technical Training	7.181	Manager Superintendent/Sr. Engineer Supervisor/Engineer Technician/Operator	2024	Internal and external vendors

INFORMASI PEMEGANG SAHAM
SHAREHOLDERS' INFORMATION

Rincian pemegang saham PT Chandra Asri Pacific Tbk hingga akhir tahun buku 2024 diuraikan melalui tabel di bawah ini.

Details of PT Chandra Asri Pacific Tbk's shareholders as of the end of the 2024 fiscal year are described in the following table.

Komposisi Pemegang Saham dengan Kepemilikan 5% atau Lebih
Composition of Shareholders with 5% or More in Ownership

Pemegang Saham Shareholders	Jumlah Saham Number of Shares	Persentase Kepemilikan Ownership Percentage
PT Barito Pacific Tbk	29.957.670.400	34,63%
SCG Chemicals Public Company Limited	26.446.618.924	30,57%
PT TOP Investment Indonesia	12.976.731.760	15,00%
Prajogo Pangestu	4.377.679.764	5,06%
Subtotal	**73.758.700.848**	**85,26%**

Komposisi Pemegang Saham dengan Kepemilikan Kurang dari 5%
Composition of Shareholders with Less Than 5% in Ownership

Pemegang Saham Shareholders	Jumlah Saham Number of Shares	Persentase Kepemilikan Ownership Percentage
HSBC Ltd-Singapore Branch Private Banking Division Account Clients	3.698.367.327	4,27%
Marigold Resources Pte Ltd	3.387.243.720	3,92%
Bangkok Bank PCL	1.472.648.400	1,70%
Bank of Singapore Limited	685.917.636	0,79%
HSBC Singapore Branch Private Banking Division-Anbo Holdings Limited	837.238.620	0,97%
DBS Bank Ltd SG-PB Clients	561.461.260	0,65%
Lainnya (Masyarakat) | Others (Public)	2.109.967.281	2,54%
Sub Total	**12.752.844.244**	**14,74%**

Komposisi Pemegang Saham Berdasarkan Status Kepemilikan
Composition of Shareholders by Ownership Status

Pemegang Saham Shareholders	Jumlah Saham Number of Shares	Persentase Kepemilikan Ownership Percentage
Institusi Lokal	43.128.700.040	49,853%
Institusi Asing	38.529.989.661	44,537%
Individu Lokal	4.718.154.163	5,454%
Individu Asing	134.701.228	0,156%
Total	**86.511.545.092**	**100,00%**

20 Pemegang Saham Terbesar
Top 20 Shareholders

No.	Pemegang Saham Shareholders	Jumlah Saham Number of Shares	Persentase Kepemilikan Ownership Percentage
1	PT Barito Pacific Tbk	29.957.670.400	34,63
2	SCG Chemicals Public Company Limited	26.446.618.924	30,57
3	PT TOP Investment Indonesia	12.976.731.760	15,00
4	Prajogo Pangestu	4.377.679.764	5,06
5	HSBC Ltd-Singapore Branch Private Banking Division Account Clients	3.698.367.327	4,27
6	Marigold Resources Pte. Ltd.	3.387.243.720	3,92
7	Bangkok Bank Public Company	1.472.648.400	1,70
8	HSBC Singapore Branch Private Banking Division-ANBO Holdings Limited	837.238.620	0,97
9	Bank of Singapore Limited	685.917.636	0,79
10	DBS Bank Ltd Sg-PB Clients	561.461.260	0,65
11	Maybank Kim Eng Sec. Pte Ltd A/C Client	162.739.991	0,19
12	Erwin Ciputra	139.099.372	0,16
13	LGT Bank AG-Nancy Prajogo Pangestu Tabardel	133.245.000	0,15
14	Maybank Singapore Limited-921714000	85.406.600	0,10
15	Ferry Sudjono	78.038.699	0,09
16	People's Bank of China	72.061.300	0,08
17	iShares Core MSCI Emerging Markets	68.671.633	0,08
18	Citibank Singapore S/A Government of Singapore	46.387.600	0,05
19	Blackrock Institutional Trust Company	40.705.313	0,05
20	PT HP Capital Resources	30.811.247	0,04
Total		**85.258.744.566**	**98,55**

Kepemilikan Saham Dewan Komisaris dan Direksi Secara Langsung
Direct Share Ownership by the Board of Commissioners and Board of Directors

Pemegang Saham Shareholders	Jabatan Position	Jumlah Saham Number of Shares	Persentase Kepemilikan Ownership Percentage
Dewan Komisaris Board of Commissioners			
Djoko Suyanto	Presiden Komisaris & Komisaris Independen President Commissioner & Independent Commissioner	-	-
Tan Ek Kia	Wakil Presiden Komisaris & Komisaris Independen Vice President Commissioner & Independent Commissioner	-	-
Ho Hon Cheong	Komisaris Independen Independent Commissioner	-	-
Agus Salim Pangestu	Komisaris Commissioner	-	-
Lim Chong Thian	Komisaris Commissioner	1.182.568	0,00
Sakchai Patiparnpreechavud	Komisaris Commissioner	-	-
Santi Wasanasiri	Komisaris Commissioner	-	-

Pemegang Saham Shareholders	**Jabatan** Position	**Jumlah Saham** Number of Shares	**Persentase Kepemilikan** Ownership Percentage
Bandhit Thamprajamchit	Komisaris Commissioner	-	-
Chantanida Sarigaphuti	Komisaris Commissioner	-	-
Suracha Udomsak	Komisaris Commissioner	-	-
Jumlah **Total**		**1.182.568**	**0,00**
Direksi Board of Directors			
Erwin Ciputra	Presiden Direktur President Director	139.099.372	0,16%
Baritono Prajogo Pangestu	Wakil Presiden Direktur Komersial Commercial Vice President Director	229.600	0,00%
Pholavit Thiebpattama	Wakil Presiden Direktur Operasional Operations Vice President Director	-	-
Andre Khor	Direktur Keuangan Finance Director	148.600	0,00%
Raymond Budhin	Direktur Polymer Sales Polymer Sales Director	1.900.000	0,00%
Jirathpol Sunsap	Direktur Manufaktur Manufacturing Director	-	-
Fransiskus Ruly Aryawan	Direktur Supply Chain Supply Chain Director	400.212	0,00%
Suryandi	Direktur SDM dan Urusan Korporat Human Resources and Corporate Affairs Director	-	-
Sarayuth Vorapruekjaru	Direktur Proyek Project Director	-	-
Petch Niyomsen	Direktur Monomer Intermediaries Monomer Intermediaries Director	-	-
Anawat Chansaksoong	Direktur Strategi & Pengembangan Bisnis Strategy & Business Development Director	-	-
Suwit Wiwattanawanich	Direktur Projects, Maintenance dan TEC Projects, Maintenance and Technology Director	-	-
Phuping Taweesarp	Direktur ESG dan Sustainability ESG and Sustainability Director	-	-
Boedijono Hadipoespito	Direktur Produksi Hilir Downstream Production Director	-	-
Edi Riva'i	Direktur Legal dan Urusan Eksternal Legal and External Affairs Director	67.700	0,00%
Jumlah **Total**		**141.845.484**	**0,16%**

KEPEMILIKAN SAHAM DEWAN KOMISARIS DAN DIREKSI SECARA TIDAK LANGSUNG

INDIRECT SHARE OWNERSHIP OF THE BOARD OF COMMISSIONERS AND DIRECTORS

Hingga akhir tahun buku 2024, tidak ada Dewan Komisaris dan Direksi Perseroan yang memiliki saham secara tidak langsung.

As of the end of the 2024 financial year, none of the Company's Board of Commissioners and Directors members owned indirect shares.

KOMPOSISI PEMEGANG SAHAM UTAMA DAN PENGENDALI

COMPOSITION OF MAJORITY AND CONTROLLING SHAREHOLDERS

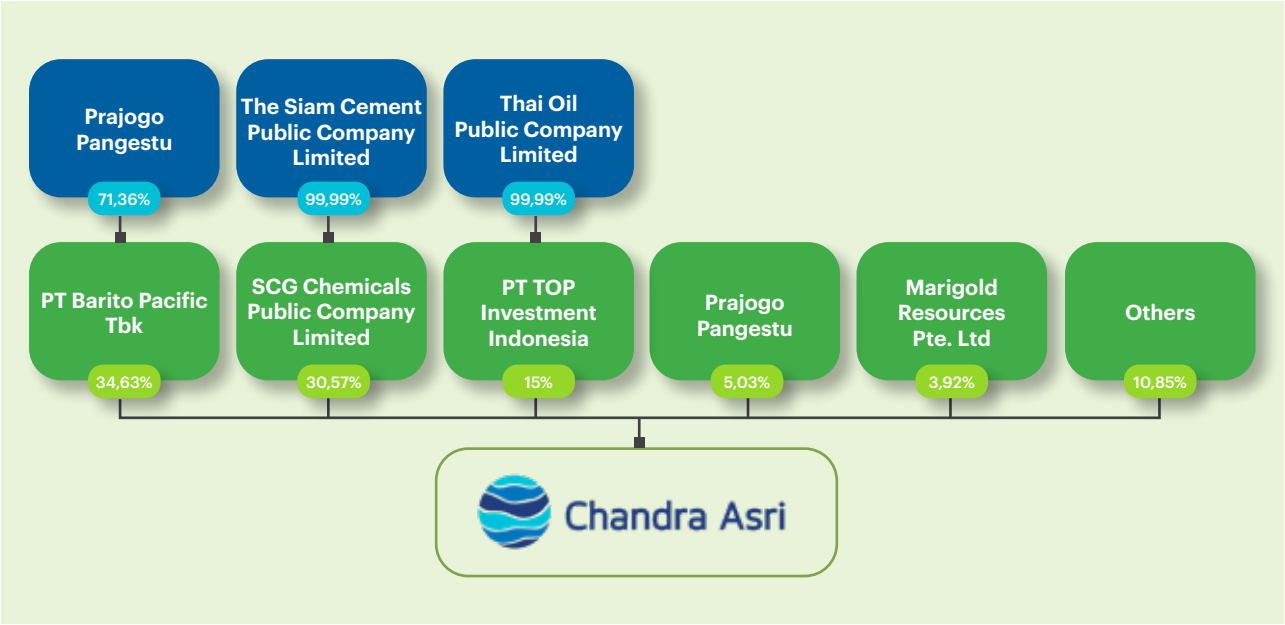

STRUKTUR GRUP PERUSAHAAN
COMPANY GROUP STRUCTURE

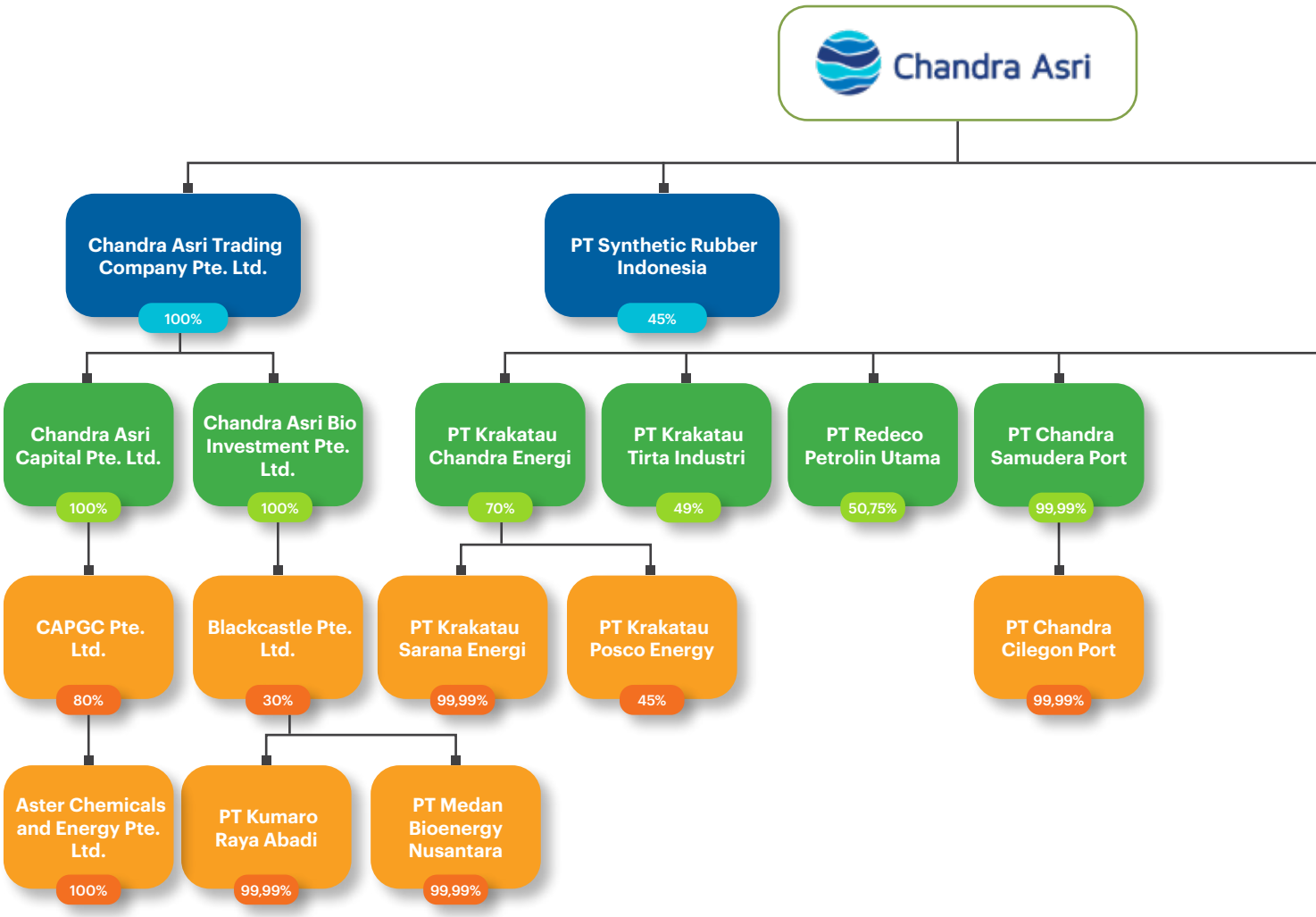

Per tanggal 8 April 2025
As of 8 April 2025

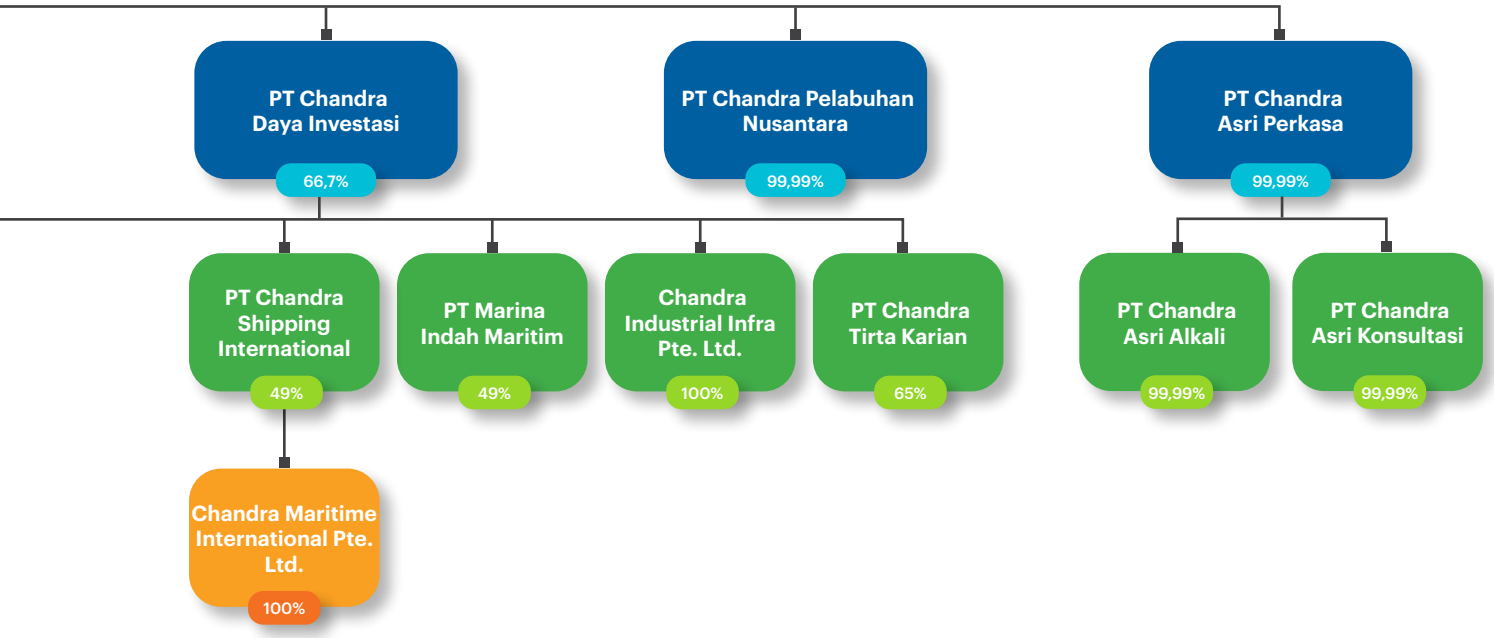
PT Chandra Daya Investasi
66,7%
PT Chandra Pelabuhan Nusantara
99,99%
PT Chandra Asri Perkasa
99,99%
PT Chandra Shipping International
49%
PT Marina Indah Maritim
49%
Chandra Industrial Infra Pte. Ltd.
100%
PT Chandra Tirta Karian
65%
PT Chandra Asri Alkali
99,99%
PT Chandra Asri Konsultasi
99,99%
Chandra Maritime International Pte. Ltd.
100%

ENTITAS ANAK DAN PERUSAHAAN ASOSIASI

SUBSIDIARIES AND ASSOCIATED ENTITIES

Hingga berakhirnya tahun buku 2024, posisi entitas anak serta perusahaan asosiasi Perseroan adalah sebagai berikut:

The following are the positions of the Company's subsidiaries and associated companies as of the end of the 2024 fiscal year:

Nama Perusahaan Name of Company	**Bidang Usaha** Line of Business	**Kedudukan dan Tahun Pendirian** Domicile and Year of Establishment	**Total Aset (Ribuan US$)** Total Assets (Thousands of US$)	**Persentase Kepemilikan (%)** Ownership Percentage (%)	**Status Operasi** Operational Status
Entitas Kepemilikan Langsung Direct Ownership Entity					
PT Chandra Asri Perkasa (CAP2)	Petrokimia Petrochemical	Jakarta, 2017	642.147	99,99	Dalam tahap pengembangan In the development stage
Chandra Asri Trading Company Pte. Ltd. (CATCO)	Perdagangan besar Wholesale	Singapura, 2009 Singapore, 2009	248.271	100,00	Beroperasi sejak 2009 Operating since 2009
PT Chandra Daya Investasi (CDI)	Konsultasi manajemen Management consulting	Jakarta, 2023	1.075.792	70,00	Beroperasi sejak 2023 Operating since 2023
PT Chandra Pelabuhan Nusantara (CPN)	Pergudangan, penyimpanan, dan layanan kepelabuhanan Warehousing, storage, and seaport service	Jakarta, 2024	62.850	99,99	Beroperasi sejak 2024 Operating since 2024
Kepemilikan Melalui Chandra Asri Trading Company Pte. Ltd. Ownership Through Chandra Asri Trading Company Pte. Ltd.					
Chandra Asri Capital Pte. Ltd. (CAC)	Perusahaan investasi Investment company	Singapura, 2023 Singapore, 2023	93	100,00	Beroperasi sejak 2023 Operating since 2023
Chandra Asri Bio Investment Pte. Ltd (CABI)	Perusahaan investasi Investment company	Singapura, 2024 Singapore, 2024	26.000	100,00	Beroperasi sejak 2024 Operating since 2024
Kepemilikan Melalui PT Chandra Asri Perkasa Ownership Through PT Chandra Asri Perkasa					
PT Chandra Asri Alkali (CAA)	Chlor dan Alkali Chlor and Alkali	Jakarta, 2023	257.387	99,99	Dalam tahap pengembangan In the development stage
PT Chandra Asri Konsultasi (CAK)	Konsultasi manajemen Management consulting	Jakarta, 2024	-	99,99	Dalam tahap pengembangan In the development stage
Kepemilikan Melalui PT Chandra Daya Investasi Ownership Through PT Chandra Daya Investasi					

Nama Perusahaan Name of Company	**Bidang Usaha** Line of Business	**Kedudukan dan Tahun Pendirian** Domicile and Year of Establishment	**Total Aset (Ribuan US$)** Total Assets (Thousands of US$)	**Persentase Kepemilikan (%)** Ownership Percentage (%)	**Status Operasi** Operational Status
PT Krakatau Chandra Energi (KCE)	Industri listrik Electrical industry	Cilegon, 1996	275.179	70,00	Beroperasi sejak 1996 Operating since 1996
PT Redeco Petrolin Utama (RPU)	Sewa tangki Tanks lease	Jakarta, 1980	9.930	50,75	Beroperasi sejak 1986 Operating since 1986
PT Chandra Samudera Port (CSP)	Konsultasi manajemen Management consulting	Jakarta, 2023	13.587	99,99	Beroperasi sejak 2023 Operating since 2023
PT Chandra Shipping International (CSI)	Angkutan laut Marine transportation	Jakarta, 2024	51.145	49,00	Beroperasi sejak 2024 Operating since 2024
PT Marina Indah Maritim (MIM)	Angkutan laut Marine transportation	Jakarta, 2024	33.321	49,00	Beroperasi sejak 2024 Operating since 2024
Kepemilikan Melalui PT Krakatau Chandra Energi Ownership through PT Krakatau Chandra Energi					
PT Krakatau Sarana Energi (KSE)	Perdagangan Besar dan Eceran, Reparasi Kendaraan Bermotor, Real Estat, dan Kegiatan Penunjang Ketenagalistrikan Wholesale and Retail Trade, Motor Vehicle Repair, Real Estate, and Electricity Supporting Activities	Cilegon	736	99,99	Beroperasi sejak 1999 Operating since 1999
Kepemilikan Melalui PT Chandra Samudera Port Ownership through PT Chandra Samudera Port					
PT Chandra Cilegon Port (CCP)	Pergudangan, penyimpanan, dan layanan kepelabuhanan Warehousing, storage, and seaport service	Jakarta, 2024	13.400	100,00	Dalam tahap pengembangan In the development stage
PT Chandra Asri Port (CA Port)	Pergudangan, penyimpanan, dan layanan kepelabuhanan Warehousing, storage, and seaport service	Jakarta, 2024	-	100,00	Dalam tahap pengembangan In the development stage
Perusahaan Asosiasi Associated Entities					
PT Synthetic Rubber Indonesia (SRI)	Produksi karet sintetis Artificial rubber manufacture	Cilegon, 2013	440.594	45,00	Beroperasi sejak 2018 Operating since 2018
PT Krakatau Tirta Industri (KTI)	Industri pengelolaan air Water management industry	Cilegon, 1996	136.128	49,00	Beroperasi sejak 1996 Operating since 1996
PT Krakatau Posco Energy (KPE)	Pembangkit listrik Electrical generation	Cilegon, 2011	201.793	45,00	Beroperasi sejak 2014 Operating since 2014

ALAMAT KANTOR PUSAT DAN PABRIK

ADDRESS OF HEAD OFFICE AND PLANTS

Nama Kantor Office Name	**Alamat Kantor** Office Address
PT Chandra Asri Pacific Tbk	
Kantor Pusat Head Office	Wisma Barito Pacific Tower A, Lantai 7 Jl. Let. Jend. S Parman Kav. 62-63 Jakarta 11410, Indonesia T: (62-21) 530 7950 F: (62-21) 530 8930 W: www.chandra-asri.com
Site Office	
Chandra Asri Plant, Ciwandan Site	Jl. Raya Anyer Km 123 Ciwandan Cilegon Banten 42447, Indonesia T: (62-254) 601 501 F: (62-254) 601 838/843
Chandra Asri Plant, Pulo Ampel Site	Desa Mangunreja Pulo Ampel Serang Banten, 42456, Indonesia T: (62-254) 575 0080 F: (62-254) 575 0085
Alamat Entitas Anak Subsidiary Entities	
PT Chandra Daya Investasi	Wisma Barito Pacific Tower A Lantai 5 Jl. Let. Jend. S. Parman Kav. 62-63, Jakarta 11410, Indonesia T: (62-21) 530 7950 F: (62-21) 530 8930
Chandra Asri Trading Company Pte. Ltd.	1 Kim Seng Promenade #09-07, Great World City Singapore 237994
PT Chandra Asri Perkasa	Wisma Barito Pacific Tower A, Lantai 7 Jl. Letjen S. Parman Kav. 62-63 Jakarta 11410, Indonesia T: (62-21) 536 7950 F: (62-21) 530 8930
PT Synthetic Rubber Indonesia	Wisma Barito Pacific Tower A, Lantai 7 Jl. Let. Jend. S Parman Kav. 62-63 Jakarta 11410, Indonesia
PT Chandra Pelabuhan Nusantara	Wisma Barito Pacific Tower A, Lantai 7 Jl. Let. Jend. S Parman Kav. 62-63 Jakarta 11410, Indonesia

KRONOLOGI PENCATATAN SAHAM

SHARE LISTING CHRONOLOGY

Pada tanggal 25 Juli 1994, PT Tri Polyta Indonesia Tbk (TPI) melakukan penawaran umum atas 6.500.000 American Depository Shares (ADS) yang mewakili 65.000.000 saham TPI kepada pemodal asing dan dilaksanakan di luar Indonesia. Satu ADS mewakili 10 lembar saham biasa dengan nilai nominal sebesar Rp1.000 per lembar saham dan ditawarkan dengan harga US$21 per ADS. Sehubungan dengan penawaran umum ADS tersebut, TPI memberikan hak opsi kepada para penjamin emisi, yang sepenuhnya telah digunakan, sehingga seluruh jumlah ADS menjadi 7.475.000 (setara dengan 74.750.000 lembar saham). ADS tersebut tercatat di National Association of Securities Dealers Automated Quotation (NASDAQ).

On 25 July 1994, PT Tri Polyta Indonesia Tbk ("TPI") conducted a public offering of 6,500,000 American Depository Shares (ADS) representing 65,000,000 of TPI's shares to foreign investors. This was carried out outside Indonesia. One ADS represented 10 common shares with a nominal value of Rp1,000 per share and was offered at a price of US$21 per ADS. In connection with this ADS public offering, TPI granted option rights to the underwriters which were fully exercised, resulting in the total number of ADS being 7,475,000 (or an equivalent to 74,750,000 shares). The ADS was listed via the National Association of Securities Dealers Automated Quotation (NASDAQ).

Pada tanggal 14 Maret 1996, pencatatan ADS TPI dipindahkan dari NASDAQ ke New York Stock Exchange (NYSE). Namun, sejak tanggal 23 Maret 2000, perdagangan saham TPI di NYSE telah dihentikan.

On 14 March 1996, the listing of TPI's ADS was transferred from NASDAQ to the New York Stock Exchange (NYSE). However, TPI stock trading on the NYSE has been suspended since 23 March 2000.

Pada tanggal 6 Mei 1996, para pemegang saham pendiri TPI menjual sebagian sahamnya dengan harga Rp2.840 per lembar saham kepada 400 karyawan. Penjualan saham dilakukan berdasarkan harga ADS TPI di NYSE pada tanggal 3 Mei 1996 sebesar US$12,125 (US$1 = Rp2.343). Setiap karyawan membeli paling sedikit 500 lembar saham, dengan jumlah seluruhnya adalah 200.000 lembar saham.

On 6 May 1996, TPI's founding shareholders sold some of their shares at a price of Rp2,840 per share to 400 employees. The sale of shares was based on the price of TPI's ADS on the NYSE on 3 May 1996, which amounted to US$12,125 (US$1 = Rp2,343). Each employee purchased at least 500 shares, for a total of 200,000 shares.

Selanjutnya, TPI memperoleh pernyataan efektif dari Ketua Bapepam (sekarang Otoritas Jasa Keuangan) dengan surat No. S-977/PM/1996 tanggal 14 Juni 1996 sebagai perusahaan publik. TPI melakukan pencatatan pada Bursa Efek Jakarta (sekarang Bursa Efek Indonesia) atas seluruh saham yang telah ditempatkan dan disetor penuh, yakni sejumlah 257.500.000 lembar saham dengan nilai nominal Rp1.000 per lembar saham. Namun, perdagangan saham di Bursa Efek Jakarta ini dihentikan mulai tanggal 3 Februari 2003.

Furthermore, TPI obtained an effective statement from the Chairman of Bapepam (Capital Market and Financial Institutions Supervisory Agency now known as the Financial Services Authority) through Letter No. S-977/PM/1996 dated 14 June 1996, as a public company. TPI listed all shares that had been issued and fully paid, specifically, 257,500,000 shares with a nominal value of Rp1,000 per share. However, stock trading on the Jakarta Stock Exchange was suspended on 3 February 2003.

Pada tanggal 22 Mei 2008, TPI melakukan pencatatan kembali (*relisting*) atas seluruh saham yang telah ditempatkan dan disetor penuh sejumlah 728.401.000 lembar dengan nilai nominal Rp1.000 per lembar di Bursa Efek Indonesia.

On 22 May 2008, TPI relisted all shares that had been issued and fully paid up, totaling 728,401,000 shares with a nominal value of Rp1,000 per share on the Indonesia Stock Exchange.

Dalam rangka mengintegrasikan dan memperkuat usahanya, TPI dan PT Chandra Asri (CA) melakukan penggabungan usaha (merger) menjadi PT Chandra Asri Petrochemical Tbk yang efektif pada tanggal 1 Januari 2011, yang kini namanya menjadi PT Chandra Asri Pacific Tbk (Perseroan). Dengan demikian, jumlah saham Perseroan yang tercatat pada Bursa Efek Indonesia menjadi sebesar 3.066.196.416 saham. Sejak saat itu, Perseroan aktif melakukan penawaran umum saham kepada publik, sebagaimana dijelaskan berikut ini:

In order to integrate and strengthen its business, TPI and PT Chandra Asri ("CA") officially merged into PT Chandra Asri Petrochemical Tbk on 1 January 2011, and which is known as PT Chandra Asri Pacific Tbk ("the Company"). As a result, the number of the Company's shares listed on the Indonesia Stock Exchange totaled 3,066,196,416 shares. Since then, the Company has been actively offering its shares to the public, as explained below:

Tanggal Pelaksanaan Implementation Date	**Aksi Korporasi** Corporate Action	**Perubahan Jumlah Saham** Changes in Total Shares	**Harga Penawaran (Rp)** Offering Price (Rp)	**Harga Nominal (Rp)** Nominal Price (Rp)	**Total Jumlah Saham Beredar** Total Outstanding Shares	**Bursa Saham** Stock Exchange
1 Januari 2011 1 January 2011	Penggabungan Usaha Merger			1.000	3.066.196.417	Bursa Efek Indonesia Indonesia Stock Exchange
15 November 2013 15 November 2013	Penawaran Umum Terbatas I dengan HMETD* (PUT I) Limited Public Offering I with Preemptive Rights (Rights Issue I)	220.766.142	6.750	1.000	3.286.962.558	Bursa Efek Indonesia Indonesia Stock Exchange
29 Agustus 2017 29 August 2017	PUT II dengan HMETD (PUT II) LPO II with Preemptive Rights (Rights Issue II)	279.741.494	18.000	1.000	3.566.704.052	Bursa Efek Indonesia Indonesia Stock Exchange
21 November 2017 21 November 2017	Pemecahan Nilai Nominal Saham, rasio 1:5 Stock split, ratio 1:5	14.266.816.208		200	17.833.520.260	Bursa Efek Indonesia Indonesia Stock Exchange
3 September 2021 3 September 2021	PUT III dengan HMETD (PUT III) LPO III with Preemptive Rights (Rights Issue III)	3.794.366.013	4.082	200	21.627.886.273	Bursa Efek Indonesia Indonesia Stock Exchange
23 Agustus 2022 23 August 2022	Pemecahan Nilai Nominal Saham, rasio 1:4 Stock split, ratio 1:4	64.883.658.819		50	86.511.545.092	Bursa Efek Indonesia Indonesia Stock Exchange

*HMETD: Hak Memesan Efek Terlebih Dahulu
*Preemptive Rights

KRONOLOGI PENCATATAN EFEK LAINNYA

CHRONOLOGY OF OTHER SECURITIES LISTINGS

Informasi mengenai obligasi Perseroan yang belum jatuh tempo pada 31 Desember 2024 adalah sebagai berikut:

Information in regards to Company bonds that have not yet matured on 31 December, 2024, is as follows:

Tahun Penerbitan Issuance Year	**Nama Obligasi** Name of Bonds	**Nilai Emisi (Rp)** Total Issuance (Rp)	**Tingkat Kupon p.a. (%)** Rate Coupon per annum (%)	**Tanggal Jatuh Tempo** Maturity Date	**Peringkat Awal Obligasi** Initial Bonds Rating	**Peringkat Akhir Obligasi** Latest Bonds Rating
2020	Obligasi Berkelanjutan III Chandra Asri Petrochemical Tahap I Tahun 2020-Seri B Shelf Registration Bond III Chandra Asri Petrochemical Phase I Year 2020-Series B	357.700.000.000	8,70	26 Agustus 2025 26 August 2025	idAA-(Pefindo)	idAA-(Pefindo)
2020	Obligasi Berkelanjutan III Chandra Asri Petrochemical Tahap I Tahun 2020-Seri C Shelf Registration Bond III Chandra Asri Petrochemical Phase I Year 2020-Series C	113.500.000.000	9,20	26 Agustus 2027 26 August 2027	idAA-(Pefindo)	idAA-(Pefindo)
2021	Obligasi Berkelanjutan III Chandra Asri Petrochemical Tahap III Tahun 2021-Seri B Shelf Registration Bond III Chandra Asri Petrochemical Phase III Year 2021-Series B	587.950.000.000	8,50	15 April 2026 15 April 2026	idAA-(Pefindo)	idAA-(Pefindo)
2021	Obligasi Berkelanjutan III Chandra Asri Petrochemical Tahap III Tahun 2021-Seri C Shelf Registration Bond III Chandra Asri Petrochemical Phase III Year 2021-Series C	362.050.000.000	9,00	15 April 2028 15 April 2028	idAA-(Pefindo)	idAA-(Pefindo)
2021	Obligasi Berkelanjutan III Chandra Asri Petrochemical Tahap IV Tahun 2021-Seri A Shelf Registration Bond III Chandra Asri Petrochemical Phase IV Year 2021-Series A	266.950.000.000	7,20	29 Oktober 2026 29 October2026	idAA-(Pefindo)	idAA-(Pefindo)

Tahun Penerbitan Issuance Year	**Nama Obligasi** Name of Bonds	**Nilai Emisi (Rp)** Total Issuance (Rp)	**Tingkat Kupon p.a. (%)** Rate Coupon per annum (%)	**Tanggal Jatuh Tempo** Maturity Date	**Peringkat Awal Obligasi** Initial Bonds Rating	**Peringkat Akhir Obligasi** Latest Bonds Rating
2021	Obligasi Berkelanjutan III Chandra Asri Petrochemical Tahap IV Tahun 2021-Seri B Shelf Registration Bond III Chandra Asri Petrochemical Phase IV Year 2021-Series B	581.500.000.000	8,20	29 Oktober 2028 29 October2028	idAA-(Pefindo)	idAA-(Pefindo)
2021	Obligasi Berkelanjutan III Chandra Asri Petrochemical Tahap IV Tahun 2021-Seri C Shelf Registration Bond III Chandra Asri Petrochemical Phase IV Year 2021-Series C	151.550.000.000	9,00	29 Oktober 2031 29 October2031	idAA-(Pefindo)	idAA-(Pefindo)
2022	Obligasi Berkelanjutan III Chandra Asri Petrochemical Tahap V Tahun 2022-Seri A Shelf Registration Bond III Chandra Asri Petrochemical Phase V Year 2022-Series A	860.000.000.000	7,20	8 Maret 2027 8 March 2027	idAA-(Pefindo)	idAA-(Pefindo)
2022	Obligasi Berkelanjutan III Chandra Asri Petrochemical Tahap V Tahun 2022-Seri B Shelf Registration Bond III Chandra Asri Petrochemical Phase V Year 2022-Series B	300.000.000.000	8,10	8 Maret 2029 8 March 2029	idAA-(Pefindo)	idAA-(Pefindo)
2022	Obligasi Berkelanjutan III Chandra Asri Petrochemical Tahap V Tahun 2022-Seri C Shelf Registration Bond III Chandra Asri Petrochemical Phase V Year 2022-Series C	240.000.000.000	8,80	8 Maret 2032 8 March 2032	idAA-(Pefindo)	idAA-(Pefindo)
2022	Obligasi Berkelanjutan IV Chandra Asri Petrochemical Tahap I Tahun 2022-Seri A Shelf Registration Bond IV Chandra Asri Petrochemical Phase I Year 2022-Series A	1.426.450.000.000	8,00	9 Agustus 2027 9 August 2027	idAA-(Pefindo)	idAA-(Pefindo)
2022	Obligasi Berkelanjutan IV Chandra Asri Petrochemical Tahap I Tahun 2022-Seri B Shelf Registration Bond IV Chandra Asri Petrochemical Phase I Year 2022-Series B	347.000.000.000	8,60	9 Agustus 2029 9 August 2029	idAA-(Pefindo)	idAA-(Pefindo)

Tahun Penerbitan Issuance Year	**Nama Obligasi** Name of Bonds	**Nilai Emisi (Rp)** Total Issuance (Rp)	**Tingkat Kupon p.a. (%)** Rate Coupon per annum (%)	**Tanggal Jatuh Tempo** Maturity Date	**Peringkat Awal Obligasi** Initial Bonds Rating	**Peringkat Akhir Obligasi** Latest Bonds Rating
2022	Obligasi Berkelanjutan IV Chandra Asri Petrochemical Tahap I Tahun 2022-Seri C Shelf Registration Bond IV Chandra Asri Petrochemical Phase I Year 2022-Series C	226.550.000.000	9,30	9 Agustus 2032 9 August 2032	idAA-(Pefindo)	idAA-(Pefindo)
2023	Obligasi Berkelanjutan IV Chandra Asri Petrochemical Tahap II Tahun 2023-Seri A Shelf Registration Bond IV Chandra Asri Petrochemical Phase II Year 2023-Series A	1.022.650.000.000	8,40	28 Februari 2028 28 February 2028	idAA-(Pefindo)	idAA-(Pefindo)
2023	Obligasi Berkelanjutan IV Chandra Asri Petrochemical Tahap II Tahun 2023-Seri B Shelf Registration Bond IV Chandra Asri Petrochemical Phase II Year 2023-Series B	227.350.000.000	8,90	28 Februari 2030 28 February 2030	idAA-(Pefindo)	idAA-(Pefindo)
2023	Obligasi Berkelanjutan IV Chandra Asri Petrochemical Tahap III Tahun 2023-Seri A Shelf Registration Bond IV Chandra Asri Petrochemical Phase III Year 2023-Series A	361.480.000.000	7,00	27 September 2026 27 September 2026	idAA-(Pefindo)	idAA-(Pefindo)
2023	Obligasi Berkelanjutan IV Chandra Asri Petrochemical Tahap III Tahun 2023-Seri B Shelf Registration Bond IV Chandra Asri Petrochemical Phase III Year 2023-Series B	534.760.000.000	7,50	27 September 2028 27 September 2028	idAA-(Pefindo)	idAA-(Pefindo)
2023	Obligasi Berkelanjutan IV Chandra Asri Petrochemical Tahap III Tahun 2023-Seri C Shelf Registration Bond IV Chandra Asri Petrochemical Phase III Year 2023-Series C	103.760.000.000	8,0	27 September 2030 27 September 2030	idAA-(Pefindo)	idAA-(Pefindo)
2024	Obligasi Berkelanjutan IV Chandra Asri Pacific Tahap IV Tahun 2024-Seri A Shelf Registration Bond IV Chandra Asri Pacific Phase IV Year 2024-Series A	542.375.000.000	7,95	1 Maret 2027 1 March 2027	idAA-(Pefindo)	idAA-(Pefindo)

Tahun Penerbitan Issuance Year	**Nama Obligasi** Name of Bonds	**Nilai Emisi (Rp)** Total Issuance (Rp)	**Tingkat Kupon p.a. (%)** Rate Coupon per annum (%)	**Tanggal Jatuh Tempo** Maturity Date	**Peringkat Awal Obligasi** Initial Bonds Rating	**Peringkat Akhir Obligasi** Latest Bonds Rating
2024	Obligasi Berkelanjutan IV Chandra Asri Pacific Tahap IV Tahun 2024-Seri B Shelf Registration Bond IV Chandra Asri Pacific Phase IV Year 2024-Series B	416.800.000.000	8,25	1 Maret 2029 1 March 2029	idAA-(Pefindo)	idAA-(Pefindo)
2024	Obligasi Berkelanjutan IV Chandra Asri Pacific Tahap IV Tahun 2024-Seri C Shelf Registration Bond IV Chandra Asri Pacific Phase IV Year 2024-Series C	540.825.000.000	8,75	1 Maret 2031 1 March 2031	idAA-(Pefindo)	idAA-(Pefindo)

KANTOR AKUNTAN PUBLIK

PUBLIC ACCOUNTANT OFFICE

Liana Ramon Xenia & Rekan

Alamat Address	The Plaza Office Tower Lantai 32 | Floor 32 Jl. M. H. Thamrin Kav. 28-30 Jakarta Pusat | Central Jakarta 10350
Periode Penugasan Assignment Period	Desember 2024 December 2024
Jasa yang Diberikan Services Provided	
Audit	Audit Laporan Keuangan Perusahaan Konsolidasian Perseroan Tahun 2024 Audit of the Company's Consolidated Financial Statements for 2024
Non- Audit	Perseroan juga menggunakan jasa dari afiliasi KAP tersebut untuk jasa asurans (*assurance service*) atas aksi korporasi Perseroan The Company also uses the affiliate of KAP for assurance service on the Company's corporate action
Biaya Fee	
Audit	Rp6.351.000.000 Rp6,351,000,000
Non-Audit	Rp2.966.000.000 Rp2,966,000,000

LEMBAGA PROFESI PENUNJANG

SUPPORTING PROFESSIONAL INSTITUTIONS

Biro Administrasi Efek | Securities Administration Bureau	**Perusahaan Pemeringkat** | Rating Agency
PT Raya Saham Registra Gedung Plaza Sentral Lt. 2 | 2nd Floor Jl. Jend. Sudirman Kav. 47-48, Jakarta 12930 T: (62-21) 252 5666 F: (62-21) 252 5028	**PT Pemeringkat Efek Indonesia (PEFINDO)** Equity Tower Lt. 30 | 30th Floor Sudirman Central Business District, Lot. 9 Jl. Jend. Sudirman Kav. 52-53, Jakarta 12190 T: (62-21) 509 68469 F: (62-21) 509 68468
Wali Amanat | Trustee	Konsultan Hukum | Legal Consultant
PT Bank Tabungan Negara (Persero) Tbk Menara Bank BTN Jl. Gajah Mada No. 1 Jakarta 10130 T: (62-21) 633 6789 F: (62-21) 633 6719	**Assegaf Hamzah & Partner** Capital Plaza, Level 36 & 37 Jl. Jend. Gatot Subroto Kav. 18, RT. 6/RW. 1 Kuningan Barat, Mampang Prapatan Jakarta Selatan | South Jakarta, 12710 T: (62-21) 2555 7800 F: (62-21) 2555 7899
Notaris | Notary	
Jose Dima Satria, S.H., M.Kn Jalan Madrasah Komplek Taman Gandaria Kav. 11A Kelurahan Gandaria Selatan, Kecamatan Cilandak Jakarta Selatan | South Jakarta, 12420 T: (62-21) 291 25 500	**R.M. Dendy Soebangil, S.H., M.Kn.** Gedung Masterindo Jl. Terogong Raya No. 10OB, Kelurahan Cilandak Barat, Kecamatan Cilandak Jakarta Selatan | South Jakarta, 12430 T: (62-21) 22760975

AKSES INFORMASI

INFORMATION ACCESS

Pemegang saham serta para pemangku kepentingan lainnya dapat mengakses informasi terkait dengan perkembangan kinerja dan usaha Perseroan, antara lain melalui:

Shareholders and other stakeholders can access information related to the Company's performance and business developments through:

Sekretaris Perusahaan PT Chandra Asri Pacific Tbk
Corporate Secretary of PT Chandra Asri Pacific Tbk

Erri Dewi Riani
Wisma Barito Pacific Tower A, Lantai 7
Wisma Barito Pacific Tower A, 7th Floor
Jl. Let. Jend. S. Parman Kav. 62-63
Jakarta 11410, Indonesia

(62-21) 530 7950
(62-21) 530 8930

WEBSITE PERUSAHAAN
CORPORATE WEBSITE

Alamat *website* Perseroan adalah www.chandra-asri.com. Seluruh informasi yang disajikan telah mengacu pada Peraturan Otoritas Jasa Keuangan (OJK) No. 8/POJK.04/2015 tentang Situs Web Emiten atau Perusahaan Publik, yang rinciannya disajikan dalam tabel di bawah ini:

The Company's website address is www.chandra-asri.com. All information presented on this website uses Financial Services Authority (OJK) Regulation No. 8/POJK.04/2015 concerning Issuer or Public Company Websites as a reference. Details of this information are presented in the table below:

Informasi Information	**Link**
Informasi Umum General Information	
Nama, alamat dan kontak kantor pusat/perwakilan Name, address, and contact information for the head/representative office	https://www.chandra-asri.com/
Riwayat singkat perusahaan Brief history of the Company	https://www.chandra-asri.com/about/who-we-are
Struktur organisasi Organizational Structure	https://www.chandra-asri.com/about/management-and-structure
Struktur kepemilikan Ownership Structure	https://www.chandra-asri.com/about/management-and-structure
Nama entitas anak, perusahaan asosiasi, dan ventura bersama Names of subsidiaries, associates, and joint ventures	https://www.chandra-asri.com/about/management-and-structure
Struktur Grup Group Structure	https://www.chandra-asri.com/about/management-and-structure
Profil Direksi, Dewan Komisaris, Komite dan Sekretaris Perusahaan Profiles of the Board of Directors, Board of Commissioners, Committees, and Corporate Secretary	https://www.chandra-asri.com/about/management-and-structure
Nama dan alamat: Akuntan publik, pemeringkat efek, wali amanat, biro administrasi efek, dokumen Anggaran Dasar Names and addresses: Public accountant, rating of securities, trustee, securities administration bureau, Articles of Association documents	https://www.chandra-asri.com/investor
Informasi Bagi Investor Information for Investors	
Prospektus penawaran umum Public offering prospectus	https://www.chandra-asri.com/investor/publication
Laporan Tahunan (5 tahun) Annual Report (5 years)	https://www.chandra-asri.com/investor/reports
Laporan Keuangan Financial Statements	https://www.chandra-asri.com/investor/reports
Informasi Rapat Umum Pemegang Saham (RUPS) paling kurang meliputi bahan mata acara yang dibahas dalam RUPS, ringkasan risalah RUPS, dan informasi tanggal penting yaitu tanggal pengumuman RUPS, tanggal pemanggilan RUPS, tanggal RUPS, tanggal ringkasan risalah RUPS diumumkan Information on the General Meetings of Shareholders (GMS), which at least includes the agenda items discussed at the GMSes, a summary of the minutes of the GMSes, and information on important dates, specifically, the date of announcements for the GMSes, the date of GMS invitations, the date of the GMSes, and the date of summaries for the minutes of the GMSes.	https://www.chandra-asri.com/investor/publication

Informasi Information	**Link**
Ikhtisar Saham Share Highlights	https://www.chandra-asri.com/investor/stocks-and-bonds
Informasi Obligasi Bonds Highlights	https://www.chandra-asri.com/en/investor/stocks-and-bonds
Informasi Dividen Dividend Information	https://www.chandra-asri.com/en/investor/stocks-and-bonds
Informasi Aksi Korporasi Corporate Action Information	https://www.chandra-asri.com/investor/publication
Informasi Fakta Material Material Facts Information	https://www.chandra-asri.com/investor/publication
Informasi Tata Kelola Perusahaan Corporate Governance Information	
Piagam/Charter Dewan Komisaris, Direksi, Komite-komite, dan Unit Audit Internal Charters of the Board of Commissioners, Board of Directors, Committees, and Internal Audit Unit	https://chandra-asri.com/governance
Pengangkatan/Pemberhentian atau kekosongan Sekretaris Perusahaan serta informasi pendukungnya Appointment/Dismissal, or vacancy of the Corporate Secretary and supporting information	https://chandra-asri.com/governance
Piagam Unit Audit Internal Internal Audit Charter	https://www.chandra-asri.com/governance
Isi Kode Etik Contents of the Code of Conduct	https://www.chandra-asri.com/governance
Pedoman kerja komite Committee guidelines	https://www.chandra-asri.com/governance
Pengangkatan dan pemberhentian Komite Audit Audit Committee appointment and dismissal	https://www.chandra-asri.com/governance
Uraian Prosedur Nominasi dan Remunerasi, apabila tidak dibentuk Komite Nominasi dan Remunerasi Nomination and Remuneration procedure description, in the event that a Nomination and Remuneration Committee has not been established	https://www.chandra-asri.com/governance
Kebijakan Manajemen Risiko Risk Management Policy	https://www.chandra-asri.com/governance
Informasi Tanggung Jawab Sosial Perusahaan Corporate Social Responsibility Information	
Lingkungan Hidup Environment	https://www.chandra-asri.com/sustainability/environment
Praktik ketenagakerjaan, kesehatan, dan keselamatan kerja Employment, health, and safety practices	https://www.chandra-asri.com/sustainability/social
Pengembangan Sosial dan Kemasyarakatan Social and Community Development	https://www.chandra-asri.com/sustainability/social
Tanggung Jawab Produk dan/atau Layanan serta Informasi Pendukungnya Product and/or Service Responsibilities and Supporting Information	https://www.chandra-asri.com/sustainability/social


Chandra Asri



04

ANALISIS DAN PEMBAHASAN MANAJEMEN

Management Discussion and Analysis

TINJAUAN EKONOMI DAN INDUSTRI

ECONOMIC AND INDUSTRY REVIEW

Situasi perekonomian global pada tahun 2024 masih relatif belum stabil, bahkan ada kecenderungan sedikit melemah. Perekonomian Tiongkok misalnya, seperti diuraikan dalam Nota Keuangan Anggaran Pendapatan dan Belanja Negara (APBN) 2025, pada triwulan II-2024 tumbuh melambat, sedikit lebih rendah dibandingkan periode yang sama tahun sebelumnya.

The global economy remained relatively unstable throughout 2024, with indications that it was slightly weaker than before. For example, the financial notes of the 2025 State Budget described the Chinese economy's growth in the second quarter of 2024 as slightly lower than its growth during the same period in the previous year.

Perlambatan tersebut terutama dipicu oleh lesunya permintaan domestik. Selain itu, telah terjadi peningkatan restriksi dalam perdagangan internasional, di tengah krisis sektor properti yang belum sepenuhnya usai.

This slowdown was mainly triggered by sluggish domestic demand. Another factor was an increase in restrictions on international trade that happened in the midst of an ongoing property sector crisis that had not yet fully ended.

Dalam kondisi yang masih dinamis, situasi ekonomi global juga masih dibayangi oleh sentimen *higher-for-longer*, seiring dengan ketidakpastian normalisasi kebijakan moneter di negara maju. Tingkat suku bunga bank sentral Amerika Serikat atau Federal Reserve (The Fed) masih berada pada level 5,25-5,50%, sejak bulan Juli 2023.

Adding to the dynamism of the global economic situation was a "higher-for-longer" sentiment which overshadowed conditions, alongside uncertainty regarding to monetary policy normalization in developed countries. The interest rate of the United States' central bank (the Federal Reserve, or "the Fed") had remained at 5.25% to 5.50% since July 2023.

Menurut analisis Dana Moneter Internasional (International Monetary Fund/IMF) dalam laporan "World Economic Outlook" edisi Oktober 2024, prospek pertumbuhan ekonomi global untuk tahun 2024 dan 2025 masih relatif stagnan. Lembaga tersebut memproyeksikan bahwa ekonomi global akan sedikit melambat ke level 3,2% di 2024, sebelum tumbuh tipis ke 3,3% di 2025.

According to an analysis by the International Monetary Fund (IMF) in the October 2024 edition of its World Economic Outlook report, global economic growth prospects for 2024 and 2025 were remained relatively stagnant. The IMF projected that the global economy slowed down slightly to 3.2% in 2024. It also predicted that this number would experience a slight growth to 3.3% in 2025.

Di tengah kondisi perekonomian yang masih dinamis tersebut, perekonomian Indonesia masih memiliki daya tahan yang sangat baik. Pada tahun 2024, Badan Pusat Statistik (BPS) mengungkapkan, perekonomian Indonesia tumbuh 5,03%, melambat dibandingkan tahun 2023 yang 5,05%.

In the midst of all of these dynamic economic conditions, the Indonesian economy remained very resilient. The Central Statistics Agency (BPS) revealed that the Indonesian economy grew 5.03% in 2024, which was slower to its 5.05% growth in 2023.

Jika dilihat berdasarkan lapangan usaha, sektor yang tumbuh paling tinggi pada tahun 2024 adalah lapangan usaha jasa lainnya, yaitu mencapai 9,80% (yoy). Sedangkan sektor pengolahan, yang di dalamnya termasuk industri petrokimia, menurut data BPS, tumbuh 4,43% (yoy). Sektor pengolahan merupakan lapangan usaha yang besar memberikan kontribusi terhadap perekonomian nasional, yaitu 18,96% pada tahun 2024.

The Indonesian sector with the highest growth in 2024 was other services, with recorded 9.80% (yoy) growth. Meanwhile, the data from BPS showed that the processing sector (which includes the petrochemical industry) grew by 4.43% (yoy). The processing sector was the business which contributed 18.96% to the national economy in 2024.

STRATEGI USAHA
BUSINESS STRATEGY

Strategi usaha yang diterapkan Chandra Asri Group bertujuan tidak hanya untuk mencapai tujuan jangka pendek dan menengah, tetapi juga jangka panjang. Untuk mewujudkannya, sejumlah inisiatif yang dijalankan, antara lain:

1. **Ekspansi melalui kolaborasi**

   Perseroan terus membuka kesempatan untuk ekspansi melalui kemitraan, sehingga Chandra Asri Group tumbuh sebagai perusahaan solusi energi, kimia, dan infrastruktur terkemuka di Asia Tenggara. Untuk mendukung bisnis organiknya yaitu di sektor kimia, Perseroan melakukan kolaborasi dengan berbagai mitra untuk membangun bisnis infrastrukturnya. Bisnis infrastruktur ini dapat membantu menstabilkan dan memperbaiki kinerja Perusahaan.

   Portofolio bisnis infrastruktur mencakup energi listrik, air, logistik dan kepelabuhanan, yang kian menegaskan kontribusi Perseroan sebagai penopang industri nasional. Seluruh aset yang dimiliki dengan kolaborasi para pihak ini akan senantiasa memposisikan Chandra Asri Group sebagai Mitra Pertumbuhan. Chandra Asri Group senantiasa berkolaborasi dan berinovasi secara berkelanjutan sebagai Mitra Pertumbuhan.

2. **Membangun ekosistem yang kuat**

   Perseroan selalu membangun kemitraan dalam menjalankan usaha yang tidak terbatas dari sisi kepemilikan saham maupun *joint venture*. Konsep kemitraan juga diterapkan pada vendor maupun konsumen. Seluruh pemangku kepentingan itu menjadi ekosistem yang saling mendukung.

   Kegiatan operasional Perseroan senantiasa berpegang pada *tagline*: "Mitra Pertumbuhan". Prinsip ini, antara lain bermakna bahwa kegiatan korporasi Chandra Asri Group harus selalu mempertimbangkan pertumbuhan usaha yang tidak hanya dilakukan sendiri.

3. **Menjaga keandalan pabrik dan kepercayaan konsumen**

   Chandra Asri Group selalu menjaga keandalan pabrik, antara lain melalui *turnaround maintenance* secara berkala. Upaya ini dilakukan agar kemampuan produksi pabrik tetap prima, sehingga dapat menghasilkan

Chandra Asri Group's business strategy implementation is not just about achieving short and medium-term goals. It is also designed with long-term goals in mind. The Company has carried out the following initiatives to realize these goals:

1. **Expansion through collaboration**

   The Company continues to leverage the opportunities for expansion through partnerships, allowing Chandra Asri Group to grow as a leading energy, chemical and infrastructure solutions company in Southeast Asia. To support its organic business in the chemical sector, the Company collaborates with various partners to build its infrastructure business, which can help stabilize and improve the Company's performance.

   The infrastructure business portfolio includes electricity, water, logistics and ports, emphasizing the Company's contribution as a supporter of the national industry. All assets owned through collaboration between these parties will always position Chandra Asri Group as a Growth Partner. Chandra Asri Group always collaborates and innovates sustainably as a Growth Partner.

2. **Building a strong ecosystem**

   Towards this end, the Company is always establishing partnerships in running its business that are not limited to just share ownership or joint ventures. The Company also applies this partnership concept to vendors and consumers. All stakeholders are part of a mutually supportive ecosystem.

   Towards this end, the Company is always establishing partnerships in running its business that are not limited to just share ownership or joint ventures. The Company also applies this partnership concept to vendors and consumers. All stakeholders are part of a mutually-supportive ecosystem.

3. **Maintaining plant reliability and consumer trust**

   Chandra Asri Group consistently maintains plant reliability, one of the key methods being regular turnaround maintenance. It was done to ensure that the plant's production capacity remains in prime condition

produk terbaik. Setiap melakukan aktivitas rutin itu, Perseroan selalu mengomunikasikannya dengan pelanggan. Komunikasi tersebut merupakan bagian dari menjaga kepuasan pelanggan. Tentu saja termasuk dalam penentuan harga produk yang harus lebih bersaing.

4. **Peningkatan kapasitas SDM**

Pengembangan usaha Chandra Asri Group berakibat pada perluasan organisasi. Dengan pelebaran organisasi tersebut, maka memungkinkan karyawan untuk mengembangkan karir baik dari group ke anak usaha maupun sebaliknya. Dengan adanya kesempatan untuk pengembangan karir tersebut, karyawan juga diharapkan dapat dengan cepat beradaptasi terutama melalui peningkatan kapasitas SDM.

Perseroan dengan cepat mengubah standar kompetensi dan mengambangkan pelatihan-pelatihan agar karyawan dapat beradaptasi dengan pengembangan organisasi dan kebutuhan bisnis. Program pengembangan kompetensi di lingkungan Chandra Asri Group mengacu pada *Annual Learning & Development Plan* (ALDP) di setiap organisasi Perseroan.

5. ***Operational Excellence***

Chandra Asri memprioritaskan keunggulan operasional sebagai salah satu aspek utama dalam menjalankan bisnisnya. Perseroan meyakini bahwa hal ini tidak hanya bergantung pada proses dan sistem, tetapi yang terpenting adalah memiliki SDM yang terampil dan disiplin. Untuk mendukung hal tersebut, inisiatif transformasi akan dilaksanakan guna meningkatkan keterampilan, pola pikir, dan sikap personel yang terlibat dalam operasional. Upaya ini bertujuan untuk membangun budaya berkinerja tinggi yang mendorong perbaikan berkelanjutan, efisiensi, dan keberlanjutan jangka panjang.

Chandra Asri juga melakukan penguatan standar prosedur operasional, serta mengintegrasikan praktik terbaik di seluruh area operasional dan kolaborasi lintas fungsi untuk memaksimalkan produktivitas. Dengan menyelaraskan sumber daya manusia, proses, dan sistem, Perseroan bertujuan untuk memberikan kinerja yang konsisten dan berkualitas tinggi, sekaligus menjaga standar tertinggi dalam hal keselamatan dan keandalan pabrik.

and allowing it to produce high-quality products. The Company always communicates with customers every time it carries out these routine activities. Of course, this includes determining product prices that have to be more competitive.

4. **Enhance HR capacity**

Chandra Asri Group's business development has resulted in the expansion of the organization, allowing the employees to develop their careers both from the group to subsidiaries and vice versa. With the opportunity for career development, employees are also expected to be able to adapt quickly, especially through increasing HR capacity. The Company quickly changed competency standards and developed training so that employees could adapt to organizational development and business needs.

In addition, the Company also provides opportunities for employees to take part in continuous training activities. Chandra Asri Group's competency development environment uses Annual Learning & Development Plans (ALDP) in each of the Company's organizations as references.

5. **Operational Excellence**

Chandra Asri puts forward operational excellence as one of the main aspects in running its business. The Company believes that this does not only depend on processes and systems, but also most importantly on having skilled and disciplined human resources. To support this, transformation initiatives will be implemented to improve the skills, mindset, and attitudes of personnel involved in operations. This effort aims to build a high-performance culture that drives continuous improvement, efficiency, and long-term sustainability.

Chandra Asri also strengthens standard operating procedures, and integrates best practices across operational areas and cross-functional collaboration to maximize productivity. By aligning human resources, processes, and systems, the Company aims to deliver consistent, high-quality performance while maintaining the highest standards in terms of plant safety and reliability.

TINJAUAN OPERASIONAL PER SEGMEN USAHA

OPERATIONAL OVERVIEW PER BUSINESS SEGMENT

PT Chandra Asri Pacific Tbk ("Chandra Asri Group", "Perseroan") menentukan segmen usaha dengan mengacu pada Laporan Keuangan tahun 2024 yang telah diaudit oleh Kantor Akuntan Publik Liana Ramon Xenia & Rekan. Mengacu pada laporan tersebut, tinjauan operasional per segmen usaha Chandra Asri Group masih berdasarkan produk yang dihasilkan, sebagai berikut:

1. Segmen Solusi Kimia
   a. Olefins (Ethylene, Propylene, Pygas, dan Mixed C4);
   b. Polyolefins (Polyethylene dan Polypropylene);
   c. Styrene Monomer;
   d. Butadiene;
   e. MTBE & Butene-1;
2. Segmen Solusi Infrastruktur

SEGMEN SOLUSI KIMIA

Di bidang solusi kimia, hingga akhir tahun 2024, Chandra Asri Group mengoperasikan kompleks petrokimia terintegrasi yang berlokasi di Ciwandan, Cilegon, Provinsi Banten. Kompleks tersebut terdiri dari 1 (satu) pabrik Naphtha Cracker, 3 (tiga) lajur Polyethylene, 3 (tiga) lajur Polypropylene, 1 (satu) satu pabrik Butadiene, 1 (satu) pabrik MTBE, dan 1 (satu) pabrik Butene-1.

Lokasi strategis kompleks petrokimia terintegrasi Perseroan menyediakan akses yang mudah ke pelanggan utama di dalam negeri. Rantai pasok menuju pelanggan terhubung langsung dengan fasilitas produksi di Cilegon melalui jalur pipa.

Kompleks petrokimia Perseroan juga menyediakan fasilitas pendukung terintegrasi, termasuk jaringan pipa, generator listrik, *boiler*, instalasi pengolahan air, tangki penyimpanan, dan dermaga.

Perseroan juga memiliki pabrik Styrene Monomer, yang merupakan satu-satunya di Indonesia. Pabrik ini berlokasi di Pulo Ampel, Serang, Banten, sekitar 40 kilometer dari kompleks petrokimia utama di Cilegon.

PT Chandra Asri Pacific Tbk (hereinafter referred to as "Chandra Asri Group" or the "Company") has defined its business segments by referring to the 2024 Financial Statements audited by the Public Accounting Firm Liana Ramon Xenia & Rekan. Chandra Asri Group's operational review by business segment, according to this report, is still based on its following products:

1. Chemical Solutions Segment
   a. Olefins (Ethylene, Propylene, Pygas, and Mixed C4);
   b. Polyolefins (Polyethylene and Polypropylene);
   c. Styrene Monomer;
   d. Butadiene;
   e. MTBE & Butene-1;
2. Infrastructure Solutions Segment

CHEMICAL SOLUTIONS SEGMENT

As of the end of 2024, Chandra Asri Group's chemical solutions business operates an integrated petrochemical complex located in Ciwandan, Cilegon, Banten Province. The complex comprises of 1 (one) Naphtha Cracker plant, 3 (three) Polyethylene trains, 3 (three) Polypropylene trains, 1 (one) Butadiene plant, 1 (one) MTBE plant, and 1 (one) Butene-1 plant.

This integrated petrochemical complex's strategic location provides the Company with easy access to major domestic customers. Its supply chain to customers is directly connected to its production facilities in Cilegon through pipelines.

The petrochemical complex also provides integrated supporting facilities, including pipelines, power generator, boilers, water treatment facility, storage tanks, and jetties.

The Company also operates a Styrene Monomer plant, which is the only facility of its kind in Indonesia. The plant is located in Pulo Ampel, Serang, Banten, approximately 40 kilometers from the Company's main petrochemical complex in Cilegon.

Kapasitas Produksi Pabrik
Plant Production Capacity

(KTA)

Produk Products	2024	2023	2022
Ethylene	900	900	900
Propylene	490	490	490
Pygas	418	418	418
Mixed C4	330	330	330
Polyethylene	736	736	736
Polypropylene	590	590	590
Styrene Monomer	340	340	340
Butadiene	137	137	137
Butene-1	43	43	43
MTBE	128	128	128

Hingga akhir tahun anggaran 2024, fasilitas produksi Chandra Asri Group di lini bisnis kimia, khususnya produk petrokimia, tidak mengalami perubahan dari dua tahun sebelumnya, dengan detail sebagai berikut: 736 KT Polyethylene, 590 KT Polypropylene, 340 KT Styrene Monomer, 137 KT Butadiene, 43 KT Butene-1, dan 128 KT MTBE.

As of the end of the 2024 fiscal year, Chandra Asri Group's production facilities in its chemical business line (especially in terms of petrochemical products) remained unchanged from the previous two years. The following are details of its production facilities: 736 KT of Polyethylene, 590 KT of Polypropylene, 340 KT of Styrene Monomer, 137 KT of Butadiene, 43 KT of Butene-1, and 128 KT of MTBE.

Tingkat Utilisasi Kapasitas Pabrik
Plant Capacity Utilization Rate

(dalam % | in %)

Produk Products	2024	2023	2022
Ethylene	53,3	82,6	80,5
Polyethylene	60,4	88,3	80,0
Polypropylene	74,7	87,6	90,0
Styrene Monomer	56,8	60,3	63,8
Butadiene	51,9	81,4	61,6
Butene-1	57,9	85,1	59,7
MTBE	54,5	54,3	23,9

Tingkat utilisasi rata-rata untuk semua pabrik adalah 61%. Pencapaian itu menurun dibandingkan tahun 2023 yaitu sebesar 81%, terutama disebabkan oleh adanya *Turnaround Maintenance* (TAM) di tahun 2024.

The Company's average utilization rate for all its plants was 61%. This marked a lower achievement rate compared to 81% in 2023. This difference was mainly due to Turnaround Maintenance (TAM) in 2024.

Realisasi Produksi
Production Realization

(dalam % | in %)

Segmen Segment	Produk Sampingan By-Products	Volume Produksi (KT) Production Volume (KT)		Perubahan (%) Changes (%)
		2024	2023*	
Olefins	Ethylene	480	743	(35,4)
	Propylene	281	425	(33,9)
	Pygas	139	179	(22,3)
	Mixed C4	175	264	(33,7)
Polyolefins	Polyethylene	445	650	(31,5)
	Polypropylene	441	517	(14,7)
Styrene Monomer		193	205	(5,9)
Butadiene & by-products		173	262	(34,0)
Butene-1 & MTBE & by-products		153	165	(7,3)
Jumlah Volume Produksi Total Production Volume		2.480	3.410	(27,3)

*disajikan kembali
*restated

Kinerja Penjualan
Total volume penjualan produk kimia Chandra Asri Group tahun 2024 mencapai 1.527 KT, meningkat sebesar 26,62% dari 2.081 KT pada tahun 2023. Perubahan tersebut disebabkan oleh penurunan volume penjualan Olefin, Polyolefin, MTBE, Butene-1, dan Butadiene diimbangi dengan peningkatan volume penjualan Styrene Monomer.

Produk yang memberikan kontribusi terbesar terhadap pendapatan adalah Polyethylene dengan pangsa 29,61% terhadap total volume penjualan. Kemudian Polypropylene, menyumbang 28,74%, Olefins 14,96%, Styrene Monomer 14,20%, Butadiene 7,30%, serta Butene-1 dan MTBE 5,19%.

Sales Performance
Chandra Asri Group's total sales volume of chemical products reached 1,527 KT in 2024, an increase of 26.62% compared to its 2,081 KT in 2023. This change was due to a decrease in the sales volume of Olefin, Polyolefin, MTBE, Butene-1, and Butadiene that was offset by an increase in the sales volume of Styrene Monomer.

The product that contributed the most to the Company's revenue was Polyethylene, with a share of 29.61% of all total sales volume. The second was Polypropylene contributing 28.74%, then Olefins at 14.96%, Styrene Monomer at 14.20%, Butadiene at 7.30%, and Butene-1 and MTBE at 5.19%.

Realisasi Penjualan
Sales Realization

Segmen Segment	Produk Sampingan By-Products	Volume Penjualan (KT) Sales Volume (KT)		Perubahan (%) Changes (%)
		2024	2023*	
Olefins	Ethylene	23	54	(57,4)
	Propylene	2	6	(66,7)
	Pygas	137	168	(18,5)
	Raw Pygas	59	220	(73,2)
	Mixed C4	-	-	-
	Pirolysis Fuel Oil	7	24	(70,8)
Polyolefins	Polyethylene	452	647	(30,1)
	Polypropylene	439	511	(14,1)
Styrene Monomer		212	210	1,0

Segmen Segment	Produk Sampingan By-Products	Volume Penjualan (KT) Sales Volume (KT)		Perubahan (%) Changes (%)
		2024	2023*	
Benzene		5	-	100,0
Butadiene & by-products		112	160	(30,0)
Butene-1 & MTBE & by-products		79	81	(2,5)
Jumlah Volume Produksi Total Production Volume		1.527	2.081	(26,6)

*disajikan kembali
*restated

SEGMEN SOLUSI INFRASTRUKTUR

Penyewaan Tangki dan Dermaga

Segmen usaha penyewaan tangki dan dermaga dikelola oleh PT Chandra Pelabuhan Nusantara (CPN) & PT Redeco Petrolin Utama (RPU), anak perusahaan yang didirikan sebagai bagian dari ekspansi bisnis infrastruktur Chandra Asri Group. CPN, yang memiliki lokasi strategis di Selat Sunda, menjadi penghubung penting yang menghubungkan Laut Jawa, Laut Cina Selatan, dan Samudera Hindia.

Hingga 2024, CPN mengoperasikan 3 (tiga) dermaga dengan total kapasitas 96.000 DWT untuk berbagai produk. Dermaga CPN mampu memfasilitasi penerimaan kapal pengangkut minyak mentah besar yang melayani perusahaan-perusahaan di kawasan tersebut.

Aset-aset utama dalam segmen penyewaan tangki dan dermaga adalah:

INFRASTRUCTURE SOLUTIONS SEGMENT

Tank and Jetty Rentals

The Company's tank and jetty rental business segment is managed by PT Chandra Pelabuhan Nusantara (CPN) & PT Redeco Petrolin Utama (RPU), subsidiaries established as part of Chandra Asri Group's infrastructure business expansion. CPN, which is strategically located within the Sunda Strait, serves as an important link connecting the Java Sea, the South China Sea, and the Indian Ocean.

As of 2024, CPN operates 3 (three) jetties with a total capacity of 96,000 DWT for various products. CPN's jetties are able to facilitate the large crude oil carriers serving companies in the region.

The main assets in the Company's tank and jetty rentals segment are:

No.	Fasilitas Facilities	Uraian Description
1	Tangki Perantara Intermediate Tank	• Menyediakan tangki perantara dan jasa manajemen *jetty* untuk produk-produk kimia • Menangani produk minyak olahan untuk perusahaan-perusahaan minyak lokal dan internasional • Providing intermediate tank and jetty management services for chemical products. • Handling refined petroleum products for local and international oil companies
2	Dermaga Jetties	RPU menyediakan 2 (dua) dermaga masing-masing 200 meter LOA (*length overall*) yang cocok untuk kapal berukuran 35.000 DWT (*deadweight tonnage*) dengan draft 10,5 meter. CPN menyediakan 3 (tiga) dermaga: • Dermaga A: kapasitas sandar 80.000 DWT kapal untuk Naphtha, LP Propylene, dan Pygas. • Dermaga B: kapasitas untuk sandar kapal 6.000 DWT untuk HP Propylene, LPG, dan Naphtha. • Dermaga C: kapasitas untuk sandar kapal 10.000 DWT untuk Ethylene, Pygas, Raffinate-1, Butadiene, Naphtha dan PFO. RPU provides 2 (two) jetties that are each 200 meters LOA (length overall) and are suitable for ships measuring 35.000 DWT (deadweight tonnage) with 10.5 meters draft. CPN provides 3 (three) jetties: • Jetty A: 80,000 DWT ship berthing capacityfor Naphtha, LP Propylene, and Pygas. • Jetty B: 6,000 DWT ship berthing capacity for HP Propylene, LPG, and Naphtha. • Jetty C: 10,000 DWT ship berthing capacity for Ethylene, Pygas, Raffinate-1, Butadiene, Naphtha, and PFO.

No.	Fasilitas Facilities	Uraian Description
3	Tangki Tanks	Mengelola total 125 tangki dengan kapasitas keseluruhan 648.000 m^3 termasuk: • Tangki atmosferik untuk produk cair seperti Naphtha and Methanol MTBE. • Tangki bertekanan untuk produk gas cair seperti Etilena dan Propilena. Managing a total of 125 tanks with a overall capacity of 648,000 m^3 including: • Atmospheric tanks for liquid products such as Naphtha and Methanol MTBE. • Pressure tanks for liquefied gas products such as Ethylene and Propylene.

LISTRIK

Segmen usaha energi listrik dikelola oleh PT Krakatau Chandra Energi (KCE), yang kegiatan bisnisnya dipasok oleh 2 (dua) anak perusahaan, yakni PT Krakatau Sarana Energi (KSE) dan PT Krakatau Posco Energy (KPE).

Produk dan jasa dari segmen usaha energi adalah:

Penyediaan Tenaga Listrik

Kegiatan usaha ini didukung oleh pembangkit listrik dengan total kapasitas 120 MW. Saat ini, Perseroan melayani pasokan listrik di Kawasan Industri Krakatau (KIK) Cilegon, Banten, seluas 2.666 hektar.

Pembangkit listrik yang dioperasikan KCE menggunakan teknologi *Combined Cycle Power Plant* (CCPP) 120 MW atau umum dikenal sebagai Pembangkit Listrik Tenaga Gas Uap (PLTGU) yang terdiri atas 2 (dua) gas turbin generator, 2 (dua) *Heat Recovery Steam Generator* dan 1 (satu) *Steam Turbine Generator*. Bahan bakar utama PLTGU KCE adalah gas bumi. KCE menjamin kualitas energi listrik yang diproduksi sesuai standar industri, dengan sistem kompensator untuk menjaga stabilitas tegangan.

Jasa Kelistrikan

Lini bisnis ini terbagi menjadi tiga segmen utama yaitu pelayanan terkait jasa operasi dan perawatan (*Operation & Maintenance*) pembangkit listrik; *Engineering, Procurement and Construction* (EPC) kelistrikan; dan pelayanan Jasa Repair Overhaul Trafo serta Motor Listrik. Segmen yang dilayani meliputi industri, bisnis, sosial, pemerintah, dan rumah tangga. Adapun produk yang ditawarkan dari tiga segmen jasa kelistrikan meliputi:

ELECTRICITY

The Company's electricity business segment is managed by PT Krakatau Chandra Energi (KCE). Its business activities are supported by 2 (two) subsidiaries, specifically, PT Krakatau Sarana Energi (KSE) and PT Krakatau Posco Energy (KPE).

The segment's list of products and services include the following:

Electricity Supply

This business activity is supported by a power plant with a total capacity of 120 MW. Currently, the Company supplies electricity to the Krakatau Industrial Area (KIK) in Cilegon, Banten, covering an area of 2,666 hectares.

KCE's power plant uses 120 MW Combined Cycle Power Plant (CCPP) technology, also commonly known as a Gas Steam Power Plant (PLTGU) the plant consist of 2 (two) gas turbine generators, 2 (two) Heat Recovery Steam Generators and 1 (one) Steam Turbine Generator. KCE's main fuel source for this PLTGU is natural gas. KCE guarantees that the electricity it produces is in accordance with industry standards and is supported by an in-house compensator system to maintain voltage stability.

Electricity Services

This business line is divided into three main segments: services related to power plant operation and maintenance (O&M) services; electricity Engineering, Procurement and Construction (EPC) electricity; and Repair Overhaul Services for Transformers and Electric Motors. The segments served include industry, business, social, government, and households. The products offered by these three electricity service segments include the following:

No.	Produk/Jasa Products/Services	Uraian Description
1	*Operation & Maintenance* (O&M) *Power Generation & Power Distribution*	• O&M PLTU, PLTGU, PLTD, PLTMG • O&M *Power Distribution* • *Testing & Commissioning* • *System & Documentation* • *Training & Development*

No.	Produk/Jasa Products/Services	Uraian Description
2	EPC Kelistrikan *Engineering, Procurement and Construction (EPC) electricity*	• Pembangunan dan Pemasangan Instalasi Penyediaan Tenaga Listrik Gardu Induk • Pembangunan dan Pemasangan Instalasi Penyediaan Tenaga Listrik Tegangan Menengah • Pembangunan dan Pemasangan Instalasi Penyediaan Listrik Tegangan Tinggi • Pembangunan dan Pemasangan Panel & Solar PV *System* • Construction and Installation of Power Supply for Main Substations • Construction and Installation of Medium Voltage Power Supply • Construction and Installation of High Voltage Power Supply • Construction and Installation of Panel & Solar PV System
3	Pelayanan Jasa *Workshop* untuk *Repair & Overhaul* (*Motor & Transformer*) *Workshop Services for Repairs & Overhauls (Motors & Transformers)*	• *Repair & Overhaul Motor LV & MV* • *Repair Power & Distribution Transformer* • *Transformer Mobile Unit Services* • Sewa Alat Berat & Peralatan Tes: *Overhead Crane 100/10 Ton, Overhead Crane 30/5 Ton Electrical tools & equipment test* Heavy Equipment & Test Equipment Rental: Overhead Crane 100/10 Ton, Overhead Crane 30/5 Ton Electrical tools & equipment test

Energi Baru Terbarukan

Perseroan melalui KCE merambah ke bisnis energi baru dan terbarukan dengan membangun dan mengoperasikan PLTS *Rooftop* berkapasitas 2,2MWp pada tahun 2024. Ke depan, berbagai alternatif energi baru dan terbarukan akan dikembangkan dan diberikan pilihan layanannya kepada konsumen untuk dapat beralih.

New and Renewable Energy

The Company entered the new and renewable energy business through KCE by building and operating a 2.2MWp Rooftop Solar Power Plant in 2024. In the future, various new and renewable energy alternatives will be developed and provided with service options for consumers that enable them to switch.

KCE memiliki 4 (empat) mekanisme dalam pemasangan solar panel, yaitu:

KCE has 4 (four) mechanisms for installing solar panels. They are:

No.	Sistem Pemasangan Installation System	Uraian Description
1	*Solar On Grid System*	Mengintegrasikan panel surya dengan jaringan listrik, memungkinkan energi yang dihasilkan langsung disalurkan melalui jaringan listrik tanpa memerlukan baterai sebagai penyimpanan cadangan. Integrating solar panels with an electricity network. This allows the energy generated to be directly distributed through the electricity network without the need for batteries to serve as backup storage.
2	*Solar Off Grid System*	Beroperasi secara mandiri tanpa koneksi ke jaringan listrik, memerlukan penyimpanan energi dalam baterai untuk penggunaan berdasarkan kapasitas baterai. Operating independently without a connection to an electricity network. This requires energy storage in batteries for use that are based on battery capacity.
3	*On Grid with Battery Back-Up System*	Panel surya mengalirkan energi ke jaringan listrik dan menyimpan kelebihan energi dalam baterai sebagai cadangan saat matahari tidak bersinar. Solar panels direct energy to an electricity grid and stores excess energy in batteries to serve as backup when the sun is not shining.
4	*Solar Hybrid System*	Menggabungkan berbagai sumber energi untuk memenuhi kebutuhan listrik bangunan dan memungkinkan integrasi antara sistem yang berbeda. Dengan berbagai pilihan ini, KCE dapat memberikan solusi pemasangan panel surya yang sesuai dengan kebutuhan pelanggan. This combines various energy sources to meet the electricity needs of buildings. It enables integration between different systems. These options allow KCE to provide solar panel installation solutions that suit customer needs.

LOGISTIK

Bisnis logistik Chandra Asri Group menjadi segmen usaha tersendiri mulai tahun 2024 dan dikelola oleh entitas anak, yakni PT Chandra Shipping International (CSI) dan PT Marina Indah Maritim (MIM). Kedua perusahaan ini memiliki 7 (tujuh) kapal pengangkut bahan kimia dan LPG, yang melayani Chandra Asri Group dan pelanggan eksternal.

Kinerja Penjualan

Pada tahun 2024, hasil penjualan dari bisnis infrastruktur mencapai US$109 juta. Dibandingkan tahun 2023 yang sebesar US$780 juta, terjadi kenaikan 37,15%. Perubahan ini utamanya dikarenakan oleh peningkatan penggunaan tangki dan dermaga pada tahun 2024 dan adanya peningkatan volume penjualan listrik menjadi 755.697MWh dari tahun sebelumnya sebesar 694.600MWh.

LOGISTICS

Chandra Asri Group's logistics business became its own separate business segment in 2024. It is managed by two subsidiaries: PT Chandra Shipping International (CSI) and PT Marina Indah Maritim (MIM). Both companies altogether have 7 (seven) chemical and LPG transport vessels that serve Chandra Asri Group and external customers.

Sales Performance

The Company's infrastructure business sales reached US$109 million in 2024. This marked an increase of 37.15% compared to its sales in 2023. This change was mainly due to an increase in the use of tanks and jetties in 2024, as well as due to an increase in electricity sales volume to 755,697MWh from the previous year's 694,600MWh.

(dalam ribuan US$, kecuali dinyatakan lain | in thousands of US$, unless stated otherwise)

	2024	2023	Perubahan (%) Changes (%)
Pendapatan Eksternal External Revenue	100.913	77.714	29,9
Pendapatan antar Segmen Revenue between Segments	8.295	1.913	333,6
Jumlah **Total**	**109.208**	**79.627**	**37,1**

PROFITABILITAS

Olefins

Pendapatan bersih Chandra Asri Group dari produk Olefins (Ethylene, Propylene, Pygas, dan produk sampingannya) pada tahun 2024 mencapai US$182 juta, lebih rendah 49,2% dibandingkan tahun 2023 yang sebesar US$358 juta.

Polyolefins

Pada tahun 2024, pendapatan Perseroan dari produk Polyolefins (Polyethylene and Polypropylene) mencapai US$1.024 juta. Terjadi penurunan 19,2% dibandingkan tahun 2023 yang sebesar US$1.268 juta.

Styrene Monomer

Perseroan mencatatkan pendapatan dari Styrene Monomer sebesar US$249 juta pada tahun 2024, naik 7,4% dibandingkan tahun 2023 sebesar US$232 juta. Hal ini terutama disebabkan oleh peningkatan volume penjualan dari 209,5 KT menjadi 212,4 KT atau naik sekitar 0,95% pada tahun berjalan. Harga jual rata-rata per ton juga mengalami peningkatan sebesar 6,28% menjadi US$1.152 dibandingkan US$1.083 pada tahun 2023.

PROFITABILITY

Olefins

Chandra Asri Group's net revenue from Olefins products (Ethylene, Propylene, Pygas, and by-products) reached US$182 million in 2024, which was 49.2% lower than its US$358 million in revenue in 2023.

Polyolefins

The Company's revenue from Polyolefins products (Polyethylene and Polypropylene) reached US$1,024 million in 2024. This marked a decrease of 19.2% compared to its revenue of US$1,268 million in 2023.

Styrene Monomer

The Company recorded US$249 million in revenue from Styrene Monomer in 2024, up 7.4% compared to US$232 million in 2023. This was mainly due to an increase in sales volume from 209.5 KT to 212.4 KT, which marked an increase of around 0.95% in the current year. The average selling price per ton also increased by 6.28% to US$1,152 compared to US$1,083 in 2023.

Butadiene

Pendapatan Butadiene dan penjualan produk sampingannya pada tahun 2024 sebesar US$158 juta, lebih tinggi 5,92% dibandingkan tahun 2023 sebesar US$149 juta. Peningkatan ini terutama disebabkan oleh peningkatan harga jual rata-rata per ton sebesar 51,79% menjadi US$1.419 dibandingkan US$935 pada tahun 2023. Sementara itu, terjadi penurunan volume penjualan sebesar 30% menjadi 112,2 KT pada tahun 2024 dibandingkan 159,7 KT pada tahun 2023.

Butadiene

Revenue from Butadiene and sales of its by-products in 2024 was US$158 million, up 5.92% compared to US$149 million in 2023. This rise was mainly due to a 51.79% increase in the average selling price per ton to US$1,419 compared to US$935 in 2023. Meanwhile, there was a 30% decrease in sales volume to 112.2 KT in 2024 compared to 159.7 KT in 2023.

Butene-1 & MTBE

Pada tahun 2024, Perseroan mencatatkan pendapatan sebesar US$66 juta dari penjualan Butene-1 dan MTBE. Dibandingkan tahun 2023 yang sebesar US$75 juta, terjadi penurunan sebesar 12,9%. Perubahan ini terjadi terutama karena penurunan volume penjualan dari 81 KT menjadi 79 KT atau sekitar 2,5%. Sementara itu, terjadi penurunan harga jual rata-rata sebesar 11,2% menjadi US$829 pada tahun 2024 dibandingkan US$933 pada tahun 2023.

Butene-1 & MTBE

The Company recorded a revenue of US$66 million from sales of Butene-1 and MTBE in 2024. Compared to its US$75 million in 2023, the Company experienced a decrease of 12.9% in revenue. This change occurred mainly due to a decrease in sales volume from 81 KT to 79 KT, or around 2.5%. Meanwhile, there was a decrease of 11.2% in the average selling price to US$829 in 2024 compared to its average selling price of US$933 in 2023.

Infrastruktur

Pada tahun 2024, Perseroan mencatatkan pendapatan sebesar US$101 juta dari bisnis infrastruktur. Dibandingkan tahun 2023 yang sebesar US$78 juta, terjadi peningkatan sebesar 29,85%. Perubahan ini utamanya dikarenakan adanya peningkatan volume penjualan listrik menjadi 755.697MWh dari tahun sebelumnya sebesar 694.600MWh serta adanya peningkatan utilitas penggunaan tangki dan dermaga pada tahun 2024.

Infrastructure

The Company recorded a revenue of US$101 million from its infrastructure business in 2024. Compared to its US$78 million in 2023, the Company experienced an increase of 29.85% in revenue. This change was mainly due to an increase in electricity sales volume to 755,697MWh from the previous year's 694,600MWh, as well as an increase in the Company's use of tanks and jetties in 2024.

Profitabilitas per Segmen
Profitability per Segment

(dalam ribuan US$, kecuali dinyatakan lain | in thousands of US$, unless stated otherwise)

Segmen Segment	2024	2023	Perubahan (%) Changes (%)
Olefin	60.392	63.371	(4,70)
Polyolefin	(53.654)	(15.116)	(254,95)
Styrene Monomer	(8.394)	(5.893)	42,44
Butadiene	31.806	12.128	162,25
MTBE & Butene-1	5.700	17.206	(66,87)
Benzene	(390)	76	(613,16)
Infrastruktur	12.858	9.698	32,58
Jumlah Total	**48.319**	**81.830**	**(40,95)**

TINJAUAN KINERJA KEUANGAN

FINANCIAL PERFORMANCE REVIEW

Laporan analisis kinerja keuangan PT Chandra Asri Pacific Tbk ("Chandra Asri Group", "Perseroan") ini mengacu pada Laporan Keuangan Konsolidasian Chandra Asri Group dan Entitas Anak untuk tahun yang berakhir pada tanggal 31 Desember 2024 dan 2023. Laporan Keuangan tersebut diaudit oleh Kantor Akuntan Publik (KAP) Liana Ramon Xenia & Rekan dengan opini wajar tanpa modifikasian.

PT Chandra Asri Pacific Tbk (hereinafter referred to as "Chandra Asri Group" or "the Company") uses the Consolidated Financial Statements of Chandra Asri Group and its Subsidiaries for the years that ended 31 December in 2024 and 2023 as the basis for this financial performance analysis report. These Financial Statements were audited by Public Accounting Firm (KAP) Liana Ramon Xenia & Rekan with an unmodified opinion.

Laporan Laba Rugi
Statements of Profit or Loss

(dalam ribuan US$ | in thousands of US$)

Deskripsi Description	2024	2023	2022
Pendapatan Revenues	1.785.364	2.159.932	2.384.591
Beban Pokok Pendapatan Cost of Revenue	(1.737.045)	(2.078.102)	(2.395.545)
Laba (Rugi) Kotor Gross Profit (Loss)	48.319	81.830	(10.954)
Rugi Tahun Berjalan Loss for the Year	(57.299)	(31.547)	(149.399)
(Rugi) Penghasilan Komprehensif Lain Other Comprehensive (Loss) Income	(5.807)	(2.496)	39.981
Rugi Komprehensif Tahun Berjalan Comprehensive Loss for the Year	(63.106)	(34.043)	(109.418)
Rugi per Saham Dasar Loss per Share	(0,0010)	(0,0005)	(0,0021)
EBITDA	76.057	129.968	5.263

PENDAPATAN

Hingga akhir tahun 2024, Chandra Asri Group membukukan pendapatan US$1.785 juta. Dibandingkan tahun 2023 yang sebesar US$2.160 juta terjadi penurunan 17,34%, karena menurunnya volume penjualan dan harga jual akibat *turnaround maintenance* yang dilaksanakan di pabrik petrokimia Perseroan.

Kontributor utama pendapatan bersih Perseroan pada tahun 2024 berasal dari lini bisnis kimia kategori petrokimia, yaitu segmen Polyolefin dengan porsi mencapai 57,38% terhadap total pendapatan bersih. Lainnya adalah Styrene Monomer dengan kontribusi 13,93%, Olefin sebesar 10,19%, Butadiene sebesar 8,86%, Butene-1 & MTBE sebesar 3,68%, Benzene sebesar 0,30% serta infrastruktur sebesar 5,65%.

BEBAN POKOK PENDAPATAN

Beban pokok pendapatan Chandra Asri Group terutama berasal dari bahan baku yang digunakan dalam operasi produksi petrokimia, seperti Naphtha dan Benzene. Selain itu, termasuk dalam beban pokok pendapatan adalah tenaga kerja langsung dan biaya produksi.

Pada tahun 2024, beban pokok pendapatan dicatat sebesar US$1.737 juta, turun 16,41% dibandingkan tahun 2023 yang sebesar US$2.078 juta. Hal itu terjadi seiring dengan penurunan volume produksi yang disebabkan adanya *turnaround maintenance* yang dilakukan pada tahun 2024.

LABA (RUGI) KOTOR

Total laba kotor Perseroan pada tahun 2024 tercatat mencapai US$48 juta, menurun 40,95% dibandingkan tahun 2023 yang sebesar US$82 juta. Penurunan ini terutama karena dampak dari penurunan produksi petrokimia pada tahun 2024 dan dengan penurunan marjin produk sebagai hasil kombinasi dari *turnaround maintenance* pada tahun 2024 serta dampak dari pelambatan industri petrokimia secara menyeluruh.

(BEBAN) PENDAPATAN OPERASIONAL

(Beban) pendapatan operasional Chandra Asri Group terdiri dari laba (rugi) kotor dikurangi beban penjualan, beban umum, dan administrasi. Pada tahun 2024, total beban operasional Perseroan mencapai US$57 juta, meningkat 103,52% dibandingkan tahun 2023 yang sebesar US$28 juta.

REVENUE

Chandra Asri Group posted a revenue of US$1,785 million as of the end of 2024. Compared to 2023 when revenue amounted to US$2,160 million, there was a decrease of 17.34%, due to a decrease in sales volume and selling prices due to turnaround maintenance carried out at the Company's petrochemical plants.

The Company's main source of net revenue in 2024 came from its chemical business line within the petrochemical category--specifically, its Polyolefin segment, with its portion making up 57.38% of all total net revenue. Other contributors included Styrene Monomer, with a contribution of 13.93%, Olefin at 10.19%, Butadiene at 8.86%, Butene-1 & MTBE at 3.68%, Benzene at 0.30%, and infrastructure at 5.65%.

COST OF REVENUE

Chandra Asri Group's cost of revenue mainly came from raw materials used in petrochemical production operations, such as Naphtha and Benzene. In addition, the Company also included direct labor and production costs in its cost of revenue.

In 2024, the Company's cost of revenue was recorded at US$1,737 million, down 16.41% compared to US$2,078 million in 2023. This is in line with the decline in production volume caused by turnaround maintenance carried out in 2024.

GROSS (LOSS) PROFIT

The Company's total gross profit in 2024 was recorded at US$48 million, down 40.95% compared to US$82 million in 2023. This decline is mainly due to reduced petrochemical production in 2024 and lower product margins resulting from a combination of turnaround maintenance in 2024 as well as the overall slowdown in the petrochemical industry.

OPERATING (EXPENSE) INCOME

Chandra Asri Group's operating (expenses) income consisted of gross profit (loss) minus selling, general, and administrative expenses. In 2024, the Company's total operating expenses reached US$57 million, an increase of 103.52% compared to US$28 million in 2023.

Kontributor utama kenaikan beban operasional adalah penurunan laba kotor, yakni sekitar US$34 juta. Selain itu, terdapat peningkatan beban umum dan administrasi sekitar US$21 juta, sementara beban penjualan menurun sebesar US$26 juta seiring dengan menurunnya volume penjualan pada tahun 2024.

The main contributor to the increase in operating expenses was the decline in gross profit, which was around US$34 million. In addition, the Company experienced an increase in general and administrative expenses of around US$21 million, while selling expenses decreased by US$26 million in line with a decline in sales volume in 2024.

RUGI SEBELUM PAJAK

Chandra Asri Group membukukan rugi sebelum pajak tahun 2024 sebesar US$92 juta, lebih tinggi 68,11% dibandingkan rugi sebelum pajak tahun 2023 yang sebesar US$55 juta. Kondisi ini terutama disebabkan oleh penurunan laba kotor dan kenaikan beban keuangan pada tahun 2024.

LOSS BEFORE TAX

Chandra Asri Group posted a loss before tax of US$92 million in 2024, which put it 68.11% higher than its loss before tax of US$55 million in 2023. This was mainly due to a decrease in gross profit and an increase in finance expenses in 2024.

MANFAAT PAJAK PENGHASILAN

Total manfaat pajak Perseroan pada tahun 2024 mencapai US$34 juta, sementara pada tahun sebelumnya sebesar US$23 juta. Perubahan sebesar 49,58% ini terjadi karena Perseroan membukukan rugi sebelum pajak yang lebih tinggi pada tahun berjalan.

INCOME TAX BENEFIT

The Company's total tax benefit reached US$34 million in 2024 compared to its previous year's US$23 million. This change of 49.58% was the result of the Company posting a higher loss before tax in the current year.

RUGI BERSIH TAHUN BERJALAN

Hingga akhir tahun buku, rugi bersih Chandra Asri Group sebesar US$57 juta. Dibandingkan tahun sebelumnya yang mengalami rugi bersih US$32 juta, terjadi peningkatan 81,63%.

Rincian realisasi rugi bersih tahun berjalan tersebut diuraikan sebagai berikut:
1. Rugi bersih diatribusikan kepada pemilik entitas induk sebesar US$69 juta, lebih tinggi 105,99% dibandingkan rugi bersih tahun 2023 yang sebesar US$34 juta;
2. Laba bersih diatribusikan kepada kepentingan non-pengendali sebesar US$12 juta, lebih tinggi 484,72% dibandingkan laba bersih tahun 2023 yang sebesar US$2 juta.

NET LOSS FOR THE YEAR

Chandra Asri Group's net loss was US$57 million as of the end of the fiscal year. This marked an increase of 81.63% compared to its previous year's net loss of US$32 million.

The following describes the details of the net loss for the current year:
1. Net loss attributable to owners of the parent entity was at US$69 million, which was 105.99% higher than its net loss of US$34 million in 2023;
2. Net profit attributable to non-controlling interests was at US$12 million, which was 484.72% higher than net profit of US$2 million in 2023.

(RUGI) PENGHASILAN KOMPREHENSIF TAHUN BERJALAN

Untuk rugi komprehensif tahun 2024, yang dibukukan Chandra Asri Group mencapai US$63 juta, naik 85,37% dibandingkan tahun 2023 yang sebesar US$34 juta. Perubahan ini terjadi karena adanya penurunan laba kotor pada tahun berjalan.

Rincian realisasi rugi komprehensif tahun berjalan tersebut diuraikan sebagai berikut:
1. Rugi komprehensif diatribusikan kepada pemilik entitas induk sebesar US$75 juta, lebih tinggi 108,75% dibandingkan rugi komprehensif tahun 2023 yang sebesar US$36 juta;

COMPREHENSIVE (LOSS) INCOME FOR THE CURRENT YEAR

Chandra Asri Group booked a comprehensive loss of US$63 million in 2024, up 85.37% from US$34 million in 2023. This change occurred due to a decrease in gross profit in the current year.

The following describes the details of the Company's comprehensive loss for the current year:
1. Comprehensive loss attributable to owners of the parent entity amounted to US$75 million, which was 108.75% higher than its comprehensive loss of US$36 million in 2023;

2. Laba komprehensif diatribusikan kepada kepentingan non-pengendali sebesar US$12 juta, meningkat 513,68% dari laba komprehensif tahun 2023 yang sebesar US$2 juta.

2. Comprehensive profit attributable to non-controlling interests amounted to US$12 million, which was 513.68% higher than its comprehensive profit of US$2 million in 2023.

RUGI PER SAHAM DASAR

Mengacu pada perkembangan yang ada, rugi per saham dasar Chandra Asri Group pada tahun 2024 menjadi US$0,0010. Dibandingkan tahun 2023 yang sebesar US$0,0005, terjadi peningkatan sebesar 100,00%.

LOSS EARNINGS PER SHARE

In 2024, Chandra Asri Group reported a basic loss per share of US$0.0010, based on current developments. This marked an increase of 100.00% compared to its basic loss per share of US$0.0005 in 2023.

Laporan Posisi Keuangan
Statement of Financial Position

(dalam ribuan US$ | in thousands of US$)

Deskripsi *Description*	2024	2023	2022
Aset Lancar Current Assets	2.481.541	2.837.420	2.281.544
Aset Tidak Lancar Non-Current Assets	3.177.325	2.777.032	2.648.327
Jumlah Aset Total Assets	5.658.866	5.614.452	4.929.871
Liabilitas Jangka Pendek Current Liabilities	821.151	817.322	607.683
Liabilitas Jangka Panjang Non-Current Liabilities	1.904.972	1.803.230	1.513.082
Jumlah Liabilitas Total Liabilities	2.726.123	2.620.552	2.120.765
Jumlah Ekuitas Total Equity	2.932.743	2.993.900	2.809.106
Investasi pada Entitas Asosiasi Investment in Associates	154.227	135.697	-
Modal Kerja Bersih Net Working Capital	1.660.390	2.020.098	1.673.861

ASET

Aset Chandra Asri Group pada tahun 2024 mencapai US$5.659 juta, meningkat 0,79% dibandingkan posisi tahun 2023 yang sebesar US$5.614 juta. Peningkatan tersebut utamanya disebabkan karena adanya penambahan aset tetap Perseroan akibat adanya aktivitas ekspansi bisnis Chandra Asri Group.

Dari total aset tersebut, porsi aset lancar sebesar US$2.482 juta atau menurun 12,54% dibandingkan tahun sebelumnya yang sebesar US$2.837 juta. Penyebab utamanya adalah penurunan aset keuangan lainnya yang sudah jatuh tempo pada tahun berjalan.

ASSETS

Chandra Asri Group's assets in 2024 reached US$5,659 million. This marking an increase of 0.79% compared to its US$5,614 million position in 2023. This increase was mainly due to the addition of the Company's property, plant, and equipment resulting from Chandra Asri Group's business expansion activities.

Of the total assets, the current assets portion amounted to US$2,482 million representing the decreased of 12.54% compared to the previous year which amounted to US$2,837 million. The main cause was a decrease in other financial assets that matured during the year.

Sedangkan aset tidak lancar Perseroan mencapai US$3.177 juta, lebih tinggi 14,41% dibandingkan tahun sebelumnya yang berjumlah US$2.777 juta. Perubahan ini terutama disebabkan oleh peningkatan investasi pada entitas asosiasi, aset tetap, aset tidak lancar lainnya dikurangi dengan penurunan uang muka pembelian aset tetap, aset keuangan derivatif dan aset hak-guna.

Meanwhile, the Company's non-current assets reached US$3,177 million, which was 14.41% higher than the previous year's US$2,777 million. This change was mainly due to an increase in the Company's investments in associate entities, property, plant, and equipment, other non-current assets, alongside a decrease in advances for the purchase of property, plant, and equipment, derivative financial assets and right-of-use assets.

LIABILITAS

Posisi liabilitas Chandra Asri Group pada tahun 2024 mencapai US$2.726 juta, lebih besar 4,03% dibandingkan tahun 2023 sebesar US$2.621 juta. Perubahan ini terutama disebabkan oleh peningkatan utang bank dan utang obligasi yang diperoleh Perseroan pada tahun berjalan.

Porsi liabilitas jangka pendek Perseroan mencapai US$821 juta atau sekitar 30,12% terhadap total liabilitas. Dibandingkan tahun sebelumnya sebesar US$817 juta; terjadi kenaikan 0,47%. Perubahan ini terutama disebabkan oleh kenaikan utang bank jangka pendek, utang lain-lain, utang bank dan utang obligasi jangka panjang yang jatuh tempo dalam satu tahun, dan liabilitas keuangan derivatif dikurangi dengan penurunan pada utang usaha, utang pajak, dan uang muka pelanggan.

Liabilitas jangka panjang mencapai US$1.905 juta, dengan porsi sebesar 69,88% terhadap total liabilitas. Nilai tersebut mengalami kenaikan 5,64% dibandingkan tahun sebelumnya sebesar US$1.803 juta. Perubahan ini disebabkan oleh adanya peningkatan pada utang bank jangka panjang, liabilitas keuangan derivatif, dikurangi dengan penurunan pada liabilitas pajak tangguhan, liabilitas sewa, dan liabilitas imbalan kerja.

LIABILITIES

Chandra Asri Group's liabilities position reached US$2,726 million in 2024, which puts it 4.03% higher than its US$2,621 million of liabilities in 2023. This change was mainly due to an increase in the Company's bank loans and bonds payable in the current year.

The current liabilities portion of the Company reached US$821 million or around 30.12% of its total liabilities, an increase of 0,47% compared to the previous year of US$817 million. This change was mainly due to an increase in short-term bank loans, other payables, long-term bank loans and bonds payable maturing within one year, as well as derivative financial liabilities netted off with a decrease in trade payables, tax payables, and customer advances.

Meanwhile, the Company's non-current liabilities portion reached US$1,905 million, or 69.88% of its total liabilities. This marked an increase of 5.64% compared to the previous year's US$1,803 million. This change was due to an increase in long-term bank loans and derivative financial liabilities. This was also reduced by a decrease in deferred tax liabilities, lease liabilities, and employee benefit liabilities.

EKUITAS

Total ekuitas Chandra Asri Group pada 31 Desember 2024 sebesar US$2.933 juta, lebih rendah 2,04% dibandingkan tahun 2023 sebesar US$2.994 juta. Kondisi ini disebabkan oleh penurunan pada cadangan lainnya dan juga penurunan pada saldo laba yang tidak ditentukan penggunaannya pada tahun berjalan.

EQUITY

Chandra Asri Group's total equity as of 31 December 2024, was US$2,933 million. This put it 2.04% lower than its equity of US$2,994 million in 2023. This condition was caused by a decrease in other reserves, as well as decrease in unappropriated retained earnings in the current year.

Laporan Arus Kas
Statements of Cash Flow

(dalam ribuan US$ | in thousands of US$)

Deskripsi Description	2024	2023	2022
Arus Kas (Digunakan untuk) Diperoleh dari Aktivitas Operasional Cash Flows (Used in) Provided by Operating Activities	(158.995)	132.175	(249.400)
Arus Kas Digunakan untuk Aktivitas Investasi Cash Flows Used in Investing Activities	(76.886)	(414.281)	(290.993)
Arus Kas Diperoleh dari Aktivitas Pendanaan Cash Flows Provided by Financing Activities	162.902	317.930	365.238

Deskripsi Description	2024	2023	2022
(Penurunan) Kenaikan Bersih Kas dan Setara Kas Net (Decrease) Increase in Cash and Cash Equivalents	(72.979)	35.824	(175.155)
Kas dan Setara Kas Awal Tahun Cash and Cash Equivalents at End of Year	1.439.797	1.403.973	1.579.128
Kas dan Setara Kas Akhir Tahun Cash and Cash Equivalents at End of Year	1.366.818	1.439.797	1.403.973

Hingga akhir tahun 2024, kas bersih yang digunakan Chandra Asri Group untuk aktivitas operasional tercatat sebesar US$159 juta, menurun 220,29% dari kas bersih dari aktivitas operasional tahun 2023 sejumlah US$132 juta. Penurunan ini disebabkan oleh lebih rendahnya penerimaan kas dari pelanggan diimbangi dengan penurunan pembayaran kas ke pemasok, Direksi, dan karyawan pada tahun berjalan.

Chandra Asri Group's net cash used for its operating activities was recorded at US$159 million as of the end of 2024. This marked a reduction of 220.29% from the cash from operating activities in 2023 which was US$132 million. This decrease was due to lower cash receipts from customers offset by a reduction in cash payments to suppliers, Directors, and employees in the current year.

Kas bersih yang digunakan untuk aktivitas investasi untuk tahun 2024 tercatat sebesar US$77 juta, lebih rendah 81,44% dibandingkan tahun 2023 sebesar US$414 juta. Kondisi ini utamanya disebabkan oleh adanya peningkatan kas yang dikeluarkan untuk memperoleh aset tetap diimbangi dengan perolehan kas dari aset keuangan lainnya yang telah jatuh tempo dan peningkatan penerimaan bunga.

Net cash used for investing activities for 2024 was recorded at US$77 million, which was 81.44% lower than the previous year's US$414 million. This condition was mainly due to an increase in cash disbursed to acquire property, plant and equipment netted-off with cash obtained from other matured financial assets and an increase in interest income.

Sedangkan kas bersih yang diperoleh dari aktivitas pendanaan mencapai US$163 juta, turun 48,76% dibandingkan tahun 2023 sebesar US$318 juta. Penurunan ini disebabkan oleh adanya peningkatan pembayaran utang bank jangka pendek dan jangka panjang, pembayaran beban keuangan, peningkatan penerimaan utang bank jangka pendek dan panjang, serta adanya penurunan pada penerimaan utang obligasi pada tahun berjalan dan juga penerimaan atas penambahan investasi entitas anak oleh kepentingan non-pengendali.

Meanwhile, net cash obtained from financing activities reached US$163 million, which marked a reduction of 48.76% compared to the previous year's US$318 million. This decrease was due to an increase in payments of short-term and long-term bank loans and in payments of finance expenses, as well as due to an increase in receipts of short-term and long-term bank loans. It was also the result of a decrease in receipts of bonds payable in the current year and in receipts from additional investments in subsidiaries by non-controlling interests.

Seiring dengan perubahan-perubahan tersebut, kas dan setara kas yang dibukukan Chandra Asri Group pada akhir tahun mencapai US$1.367 juta. Dibandingkan dengan tahun sebelumnya, terjadi penurunan sebesar 5,07%.

Together with these changes, Chandra Asri Group's cash and cash equivalents at the end of the year reached a combined US$1,367 million. This marked a decrease of 5.07% compared to that of the previous year.

KEMAMPUAN MEMBAYAR UTANG

Kemampuan Perseroan dalam memenuhi kewajiban dipengaruhi oleh likuiditas, yang sumber utamanya berasal dari saldo kas, kas yang dihasilkan secara internal dari operasi, fasilitas pembiayaan perdagangan, utang berjangka, dan penerbitan obligasi. Persyaratan modal Perseroan terkait dengan pendanaan modal kerja, belanja modal, dan utang.

ABILITY TO PAY DEBT

The Company's ability to fulfill its obligations is influenced by its liquidity, the main source of which comes from cash balances, cash generated internally from operations, trade financing facilities, term debt, and bond issuance. The Company's capital requirements are related to working capital funding, capital expenditures, and debt.

Pada 31 Desember 2024, Perseroan mencatat kas dan setara kas sebesar US$1.367 juta, dan total pinjaman dan pinjaman bank sebesar US$2.039 juta yang terdiri dari US$60 juta utang bank jangka pendek, US$68 juta utang bank jangka panjang yang jatuh tempo dalam satu tahun, US$87 juta utang obligasi yang jatuh tempo dalam satu tahun, dan US$2 juta sewa pembiayaan yang jatuh tempo dalam satu tahun, US$1.211 juta liabilitas jangka panjang dalam utang bank jangka panjang, US$567 juta utang obligasi jangka panjang, US$6 juta utang sewa pembiayaan (liabilitas jangka panjang) dan liabilitas keuangan derivatif sebesar US$39 juta. Liabilitas ini mewakili rasio Pinjaman terhadap Kapitalisasi sebesar 41%.

As of 31 December 2024, the Company recorded US$1,367 million in cash and cash equivalents, and US$2,039 million in total loans and bank borrowings that consisted of US$60 million in short-term bank loans, US$68 million in long-term bank loans maturing within one year, US$87 million in bonds maturing within one year, US$2 million in finance leases maturing within one year, US$1,211 million in long-term liabilities in long-term bank loans, US$567 million in long-term bonds payable, US$6 million in finance leases (long-term liabilities), and US$39 million in derivative financial liabilities. These liabilities represented a Debt to Capitalization ratio of 41%.

KOLEKTIBILITAS PIUTANG

Pada tahun 2024, total piutang usaha Perseroan tercatat US$209 juta. Dibandingkan tahun 2023 sebesar US$154 juta, terjadi peningkatan sebesar 35,76%.

Sedangkan tingkat pengembalian piutang pada tahun 2024 mengalami kenaikan yaitu 37 hari dibandingkan dengan 22 hari pada tahun 2023.

RECEIVABLES' COLLECTIBILITY

In 2024, the Company's total accounts receivables were recorded at US$209 million. This marked an increase of 35.76% compared to US$154 million in 2023.

Meanwhile, the receivables return rate in 2024 increased to 37 days compared to 22 days in 2023.

STRUKTUR MODAL

Kebijakan atas Struktur Modal dan Dasar Penentuannya

Pengelolaan struktur modal Chandra Asri Group bertujuan untuk memastikan keberlangsungan usaha. Selain itu, juga sebagai upaya memaksimalkan imbal hasil bagi para pemangku kepentingan melalui optimalisasi saldo utang dan ekuitas.

Oleh karena itu, Perseroan secara aktif dan berkala mengkaji dan mengelola struktur permodalan untuk memastikan kondisi optimal serta imbal hasil bagi Pemegang Saham. Dalam kebijakan ini, Perseroan mempertimbangkan kebutuhan modal dan efisiensi modal Perseroan di masa depan, realisasi dan proyeksi profitabilitas, arus kas operasi, rencana belanja modal, dan peluang investasi.

Posisi Struktur Modal

Rincian struktur permodalan Perseroan disajikan dalam tabel di bawah ini:

CAPITAL STRUCTURE

Policy on Capital Structure and its Determination Basis

The management of Chandra Asri Group's capital structure is designed to ensure business continuity. In addition, this structure is also designed to maximize returns for stakeholders by optimizing debt and equity balances.

Towards this end, the Company actively and periodically reviews and manages its capital structure to ensure optimal conditions and returns for Shareholders. It is through this policy that the Company considers its future capital needs and capital efficiency, its realizations and projections when it comes to profitability, its operating cash flow, its capital expenditure plans, and its investment opportunities.

Capital Structure Position

The details of the Company's capital structure are presented in the table below:

(dalam ribuan US$ | in thousands of US$)

Deskripsi Description	2024	2023	2022
Pinjaman Debt	2.039.308	1.760.201	1.495.606
Jumlah Ekuitas Total Equity	2.932.743	2.993.900	2.809.106
Jumlah Kapitalisasi Total Capitalization	4.972.051	4.751.329	4.304.712
Rasio Pinjaman terhadap Kapitalisasi (%) Debt to Capitalization Ratio (%)	41	37	35

IKATAN MATERIAL UNTUK INVESTASI BARANG MODAL DAN REALISASI INVESTASI

Perseroan dan entitas anaknya saat ini sedang menjalankan beberapa proyek barang modal besar untuk ekspansi, sebagai berikut:

1. Pabrik Naphtha Cracker kedua dalam rangka ekspansi Perseroan. Total biaya tahap awal pembangunan pabrik baru ini sebesar US$372 juta dengan total pengeluaran sebesar US$372 juta sampai dengan 31 Desember 2023;
2. Pada Juni 2013, Perseroan dan entitas anaknya menandatangani perjanjian usaha patungan dengan Compagnie Financiere Michelin (Michelin). Dalam perjanjian tersebut, Perseroan dan entitas anaknya setuju untuk menjual dan/atau memasok Butadiene kepada SRI secara non-eksklusif. Perseroan juga akan berbagi fasilitas dan menyediakan pelayanan untuk mendukung kegiatan usaha dan operasional SRI, berupa antara lain *HP steam*, *jetty*, gudang penyimpanan, pembuangan limbah, akses jalan, dan lain-lain. Perjanjian tersebut berlaku kecuali diakhiri berdasarkan kesepakatan bersama dari para pihak;
3. Pada tanggal 27 April 2018, CAP2 mengadakan perjanjian dengan Lummus Technology LLC untuk pengadaan desain dan lisensi teknik untuk pabrik Olefins dan Butadiene; Basell Polyolefine GmbH dan Basell Poliolefine Italia S.r.l. untuk pengadaan lisensi proses pabrik HDPE dan LDPE; GTC Technology US, LLC untuk pengadaan lisensi, rekayasa dasar, dan teknik teknologi Aromatic Recovery Unit (ARU); dan Texplore Co., Ltd., untuk pengadaan lisensi teknologi E-Lene untuk pabrik Polypropylene. Pabrik akan dibangun di Cilegon, Banten dan seluruh pekerjaan tersebut diharapkan untuk selesai pada 2026-2027;
4. Pada tanggal 10 Januari 2020, CAP2 menandatangani perjanjian dengan Foster Wheeler (Thailand) Limited untuk lisensi Front-End Engineering Design Contract untuk Balance of Complex (desain untuk fasilitas umum seperti jalan, penerangan jalan, telekomunikasi, dan drainase);
5. Pada tanggal 4 Mei 2020, Perseroan menandatangani perjanjian sewa menyewa gudang dengan PT Panca Puri Perkasa, yang berlokasi di kawasan Krakatau Industrial Estate Cilegon, Jalan Asia Raya, Kelurahan Kotasari, Kecamatan Gerogol, Kota Cilegon, Provinsi Banten, seluas 25.704 m2, yang akan berakhir pada 23 Oktober 2030;
6. Pada tanggal 16 Juni 2020, Perseroan menandatangani perjanjian pemanfaatan lahan untuk pemasangan jalur pipa gas dengan PT Pertamina Gas, yang berakhir pada tanggal 14 Agustus 2026;

MATERIAL COMMITMENT FOR CAPITAL GOODS INVESTMENT AND INVESTMENT REALIZATION

The Company and its subsidiaries are currently carrying out the following large capital goods projects for expansion:

1. A second Naphtha Cracker plant for the Company's expansion. The total initial cost of the construction of this new plant was US$372 million, with a total expenditure of US$372 million as of 31 December 2023;
2. In June 2013, the Company and its subsidiaries signed a joint venture agreement with Compagnie Financiere Michelin (Michelin). In the agreement, the Company and its subsidiaries agreed to sell and/or supply Butadiene to SRI on a non-exclusive basis. The Company also agreed to share facilities and provide services to support SRI's business and operational activities, including HP steam, jetties, storage warehouses, waste disposal, road access, and others. The agreement is valid unless terminated by mutual agreement on the part of the parties involved;
3. On 27 April 2018, CAP2 entered into an agreement with Lummus Technology LLC for the procurement of design and engineering license for Olefins and Butadiene plants; with Basell Polyolefine GmbH and Basell Poliolefine Italia S.r.l. for the procurement of process license for HDPE and LDPE plants; with GTC Technology US, LLC for the procurement of license, basic engineering, and technology engineering for Aromatic Recovery Unit (ARU); and with Texplore Co., Ltd., for the procurement of an E-Lene technology license for Polypropylene plant. The plant will be built in Cilegon, Banten and all of the aforementioned works are expected to be completed by 2026 or 2027;
4. On 10 January 2020, CAP2 entered into an agreement with Foster Wheeler (Thailand) Limited for a Front-End Engineering Design Contract license for Balance of Complex (for design for public facilities such as roads, street lighting, telecommunications, and drainage);
5. On 4 May 2020, the Company signed a warehouse lease agreement with PT Panca Puri Perkasa, located in the Krakatau Industrial Estate Cilegon area, Jalan Asia Raya, Kotasari Village, Gerogol District, Cilegon City, Banten Province. The warehouse covers an area of 25,704 m2 and the agreement will expire on 23 October 2030;
6. On 16 June 2020, the Company signed a land use agreement for the installation of a gas pipeline with PT Pertamina Gas, which will expire on 14 August 2026;

7. Pada tanggal 23 November 2021, CAP2 telah menunjuk dan menandatangani perjanjian dengan empat kontraktor yaitu Toyo Engineering Corporation, Samsung Engineering Co., Ltd., Wood, dan PT Haskoning Indonesia untuk mengerjakan Front-End Engineering Design ("FEED") atas pembangunan pabrik CAP2;
8. Pada tanggal 28 Maret 2013, KCE mengadakan Perjanjian Jual Beli Gas Industri Manufaktur dan Pembangkitan Listrik ("PJBTG") No. 344/DUKCE/KONTR/2013 dengan PT Perusahaan Gas Negara ("PGN"). Perjanjian ini berakhir dalam waktu 10 tahun sejak tanggal 1 Januari 2007. Pada tanggal 30 Desember 2022, KCE dan PGN menandatangani Amendemen Kesebelas atas PJBTG yang memperpanjang jangka waktu perjanjian hingga 31 Desember 2027;
9. Pada tanggal 4 Agustus 2023, CAA telah menunjuk dan menandatangani perjanjian dengan dua kontraktor untuk mengerjakan Front-End Engineering Design ("FEED") atas pembangunan pabrik CAA;
10. Pada tanggal 19 September 2023, CAA telah menunjuk dan menandatangani perjanjian dengan dua kontraktor untuk mengerjakan pematangan lahan;
11. Pada tanggal 8 Mei 2024, CAPGC, entitas anak Perseroan, telah menandatangani Perjanjian Bersyarat Jual Beli dengan Shell Singapore Pte. Ltd. untuk mengakuisisi seluruh kepemilikannya di Shell Energy and Chemicals Park di Singapura.

7. On 23 November 2021, CAP2 appointed and signed agreements with four contractors, specifically, Toyo Engineering Corporation, Samsung Engineering Co., Ltd., Wood, and PT Haskoning Indonesia to work on a Front-End Engineering Design ("FEED") for the construction of the CAP2 plant;
8. On 28 March 2013, KCE entered into a Gas Sales and Purchase Agreement for Manufacturing and Power Generation Industry ("PJBTG") No. 344/DUKCE/KONTR/2013 with PT Perusahaan Gas Negara ("PGN"). This agreement expired within 10 years from 1 January 2007. On 30 December 2022, KCE and PGN signed the Eleventh Amendment to this PJBTG, which extended the term of this agreement until 31 December 2027;
9. On 4 August 2023, CAA appointed and signed agreements with two contractors to work on a Front-End Engineering Design ("FEED") for the construction of the CAA plant;
10. On 19 September 2023, CAA appointed and signed agreements with two contractors to work on land preparations;
11. On 8 May 2024, CAPGC, a Company subsidiary, signed a Conditional Sale and Purchase Agreement with Shell Singapore Pte. Ltd. to acquire its entire ownership in Shell Energy and Chemicals Park in Singapore.

Sumber Dana yang Digunakan

Dalam ikatan material investasi barang modal, Perseroan memprioritaskan penggunaan dana dari kas internal. Kendati demikian, tidak menutup kemungkinan bagi Perseroan untuk mencari pendanaan yang sesuai dengan kapasitas Perseroan setelah melalui analisis keuangan yang memadai.

Source of Funds Used

The Company prioritizes the use of funds from internal cash in terms of its material commitments for capital goods investment. However, the Company does not rule out the possibility for it to seek funding in accordance with its own capacity after undergoing adequate financial analysis.

Denominasi Mata Uang dan Upaya Mitigasi

Dalam ikatan material tersebut, mata uang yang digunakan terutama dalam denominasi dolar AS. Namun, ada juga dalam denominasi mata uang rupiah dan mata uang asing lainnya. Untuk transaksi dengan mata uang selain dolar AS, Perseroan telah memiliki mekanisme untuk memitigasi potensi risiko yang muncul, seperti melalui kebijakan lindung nilai (*hedging*) atau mekanisme lainnya.

Currency Denomination and Mitigation Measures

Throughout these material commitments, the currency the Company primarily uses is US Dollars. However, the Company also uses denominations in Rupiah and other foreign currencies. For transactions in currencies other than US dollars, the Company has a mechanism to mitigate potential risks that arise, such as through hedging policies or other mechanisms.

INFORMASI DAN FAKTA MATERIAL YANG TERJADI SETELAH TANGGAL LAPORAN AKUNTAN

Perseroan telah membayar Obligasi Berkelanjutan II Chandra Asri Petrochemical Tahap III Tahun 2020 pada tanggal 12 Februari 2025 sejumlah Rp750 miliar (setara dengan US$46.405 ribu).

Perseroan telah membayar Obligasi Berkelanjutan I Chandra Asri Petrochemical Tahap II Tahun 2018 Seri C pada tanggal 27 Februari 2025 sejumlah Rp300 miliar (setara dengan US$18.562 ribu).

Pada tanggal 19 Februari 2025, Perseroan melakukan penarikan sisa jumlah pinjaman sindikasi yang belum digunakan sebesar US$440 juta, Rp3.152.875 juta (atau setara dengan US$194.525.851) dan RMB 250 juta (atau setara dengan US$34.430.475).

Berdasarkan Akta Perjanjian Kredit No. 116 tanggal 28 Februari 2025, CDI memperoleh fasilitas Pinjaman Berjangka sebesar Rp2 triliun (setara dengan US$121.721 ribu) dari PT Bank Danamon Indonesia Tbk dengan tingkat suku bunga tahunan mengambang sebesar JIBOR 3 bulan + persentase tertentu dengan jangka waktu 84 bulan.

MATERIAL INFORMATION AND FACTS OCCURRING AFTER THE ACCOUNTANT'S REPORT DATE

The Company has paid its Shelf Registration Bonds II Chandra Asri Petrochemical Phase III Year 2020 on 12 February 2025 in the amount of Rp750 billion (equivalent to US$46,405 thousand).

The Company has paid its Shelf Registration Bonds I Chandra Asri Petrochemical Phase II Year 2018 Series C on 27 February 2025 in the amount of Rp300 billion (equivalent to US$18,562 thousand).

On 19 February 2025, the Company made a withdrawal of its remaining unused syndicated loan amounting to US$440 million, Rp3,152,875 million (or equivalent to US$194,525,851) and RMB 250 million (or equivalent to US$34,430,475).

In accordance with Credit Agreement Deed No. 116 dated 28 February 2025, CDI obtained a Term Loan facility of Rp2 trillion (equivalent to US$121,721 thousand) from PT Bank Danamon Indonesia Tbk. It had a floating annual interest rate of a 3-month JIBOR, plus a certain percentage, and with a term of 84 months.

TARGET, REALISASI, DAN PROYEKSI

Target dan Realisasi Tahun 2024

Pendapatan

Pendapatan Bersih Perseroan pada tahun 2024 mencapai US$1.785 juta, menurun dibandingkan pendapatan bersih pada tahun 2023 yaitu US$2.160 juta. Selama tahun 2024, volume penjualan menurun sebesar 26% diimbangi dengan kenaikan harga penjualan sebesar 11,5%. Penurunan volume penjualan ini adalah efek dari *Turnaround Maintenance* Perseroan yang sudah dijadwalkan di tahun berjalan.

(Rugi) Laba Tahun Berjalan

Untuk rugi tahun berjalan, pencapaian Perseroan pada tahun 2024 adalah US$57,3 juta. Kondisi ini diakibatkan ketidakpastian ekonomi global yang berujung pada rendahnya *margin* serta adanya *Turnaround Maintenance* pada tahun berjalan. Akan tetapi, Perseroan tetap berhasil mencatatkan EBITDA positif pada tahun berjalan yaitu sebesar US$76 juta.

Struktur Modal

Chandra Asri Group mengelola struktur modalnya untuk memastikan bahwa Perseroan dapat melanjutkan kelangsungan usahanya dan mengatasi ketidakpastian dan tantangan melalui optimalisasi saldo utang dan ekuitas. Sejalan dengan kebijakan keuangannya, Perseroan

TARGETS, REALIZATIONS, AND PROJECTIONS

Targets and Realizations for 2024

Revenue

The Company's Net Revenue in 2024 reached US$1,785 million, a decrease compared to its net revenue of US$2,160 million in 2023. During 2024, the Company's sales volume decreased by 26%. This was offset by an 11.5% increase in selling prices. This decrease in sales volume was a result of the Company's scheduled Turnaround Maintenance in current year.

(Loss) Profit for the Current Year

In 2024, the Company booked loss for the year of US$57.3 million. This condition was due to global economic uncertainty that resulted in low margins. It was also the result of Turnaround Maintenance in the current year. However, the Company still managed to record a positive EBITDA of US$76 million in the current year.

Capital Structure

Chandra Asri Group manages its capital structure to ensure that the Company can maintain its business continuity and overcome uncertainty and challenges by optimizing its debt and equity balances. In line with its financial policy, the Company maintains a low gearing ratio that is below

mempertahankan rasio *gearing* yang rendah, di bawah ketentuan maksimal 100%. Pada tahun 2024, rasio *gearing* adalah sebesar 41%.

Pada tahun 2024, Perseroan menerbitkan:
1. Obligasi Berkelanjutan IV Chandra Asri Pacific Tahap IV Tahun 2024 sebesar Rp1,5 triliun.

PROSPEK USAHA 2025

Kondisi perekonomian global pada tahun 2025 diperkirakan masih cenderung dinamis. Bahkan Dana Moneter Internasional (International Monetary Fund/ IMF) dalam laporannya "World Economic Outlook" edisi Oktober 2024 memproyeksikan bahwa ekonomi global akan tumbuh tipis ke 3,3%, dari perkiraan 3,2% pada tahun 2024.

IMF juga mengingatkan bahwa harga komoditas seperti minyak mentah masih berpotensi akan terus naik, mengingat masih tingginya tensi konflik di Timur Tengah. Namun pada saat bersamaan, lembaga tersebut memperkirakan harga komoditas pangan akan menurun, karena kelebihan pasokan.

Pandangan serupa juga disampaikan pemerintah Indonesia melalui "Nota Keuangan beserta Rancangan Anggaran Pendapatan dan Belanja Negara Tahun Anggaran 2025". Dalam dokumen tersebut diuraikan, stagnasi pertumbuhan ekonomi global terutama dipicu oleh masih tingginya tingkat suku bunga global, ketidakpastian geopolitik, serta meningkatnya kebijakan restriksi perdagangan dan investasi internasional.

Secara umum, seperti tertulis dalam Nota Keuangan, pasar negara berkembang memiliki prospek untuk pertumbuhan ekonomi yang lebih kuat jika dibandingkan dengan negara maju. Meskipun demikian, faktor eksternal akan sangat memengaruhi perekonomian negara berkembang yang mengandalkan investasi dan perdagangan sebagai mesin pertumbuhan ekonomi utamanya.

Dengan memperhatikan berbagai kondisi, baik eksternal maupun internal, perekonomian Indonesia tahun 2025 diperkirakan mampu tumbuh 5,2%. Selain itu, pemerintah juga telah menetapkan sejumlah asumsi, antara lain: harga minyak US$82 per barel, nilai tukar rupiah terhadap dolar Amerika Serikat Rp16.100, dan inflasi ada di posisi 2,5%.

Di tengah situasi yang masih dinamis tersebut, Chandra Asri Group berpandangan bahwa untuk industri petrokimia yang masih menjadi bisnis inti Perseroan masih memiliki prospek yang bagus. Terutama untuk permintaan di dalam negeri yang masih sangat tinggi.

its maximum provision of 100%. By 2024, the gearing ratio is 41%.

In 2024, the Company issued:
1. Shelf Registration Bonds IV Chandra Asri Pacific Phase IV Year 2024 that amounted to Rp1.5 trillion.

BUSINESS PROSPECTS 2025

Projections for global economic conditions in 2025 suggest they will be dynamic. Even the International Monetary Fund (IMF) in its World Economic Outlook report October 2024 edition projected that the global economy will grow slightly to 3.3%, from an estimated 3.2% in 2024.

The IMF also warned that commodity prices such as crude oil still have the potential to continue to rise, given the high tensions in the Middle East. However, at the same time, the IMF estimated that food commodity prices will also decline due to oversupply.

A similar view was also conveyed by the Indonesian government through its "Financial Note and Draft State Budget for Fiscal Year 2025". The document explains that the stagnation of global economic growth has mainly been triggered by global interest rates (that continued to remain high), geopolitical uncertainty, and a rise in policies of restrictions on international trade and investment.

The government's Financial Note generally viewed emerging markets as having prospects for stronger economic growth when compared to developed countries. However, the government also predicted that external factors will greatly affect the economies of developing countries that rely on investment and trade as their primary engines of economic growth.

Taking into account various conditions, both external and internal, the government has predicted that the Indonesian economy will grow by 5.2% in 2025. In addition, the government has also established a number of assumptions, including oil price of US$82 per barrel, rupiah exchange rate against the US dollar set at Rp16,100, and a 2.5% inflation rate.

In the middle of of this dynamic situation, Chandra Asri Group is of the view that the petrochemical industry, which remains the Company's core business, still has good prospects ahead of it. Especially when it comes to domestic demand, which remains very high.

Selain itu, lini bisnis Chandra Asri Group juga terus berkembang. Saat ini tidak hanya fokus di sektor kimia, tetapi juga energi dan infrastruktur. Dengan demikian, peluang Perseroan untuk ekspansi akan semakin terbuka.

In addition, Chandra Asri Group's business line also continues to grow. Currently, the Company is not only focused on the chemical sector, but also to energy and infrastructure so that the Company will have increased openings for its expansion.

DIVIDEN

Kebijakan

Mengacu pada peraturan perundangan-undangan di Indonesia, keputusan mengenai dividen ditetapkan oleh pemegang saham melalui Rapat Umum Pemegang Saham Tahunan. Rekomendasinya berasal dari Dewan Komisaris dan Direksi. Perseroan dapat membagikan dividen apabila Perseroan mencatatkan saldo laba positif dan setelah dilakukan alokasi untuk dana cadangan.

Rekomendasi, penetapan besaran dan pembayaran dividen oleh Direksi serta persetujuan pembagian dividen oleh Dewan Komisaris merupakan kebijaksanaan mereka sendiri. Penerapan tersebut akan bergantung pada sejumlah faktor, termasuk laba bersih Perseroan, ketersediaan cadangan wajib, kebutuhan belanja modal, hasil usaha, dan arus kas.

Hal tersebut selanjutnya tergantung pada berbagai faktor termasuk keberhasilan penerapan strategi bisnis Perseroan, pertimbangan keuangan, persaingan, peraturan yang berlaku, dan kondisi perekonomian secara umum. Selain itu, faktor-faktor lain yang spesifik terkait Perseroan dan industrinya. Banyak dari faktor-faktor tersebut berada di luar kendali Perseroan.

Sebelum berakhirnya tahun buku, dividen interim dapat dibagikan sepanjang diizinkan berdasarkan Anggaran Dasar Perseroan. Ketentuannya, dividen interim tidak mengakibatkan aset kekayaan bersih Perseroan menjadi kurang dari jumlah total modal ditempatkan dan disetor penuh dan cadangan wajib.

Pembagian tersebut ditentukan Direksi setelah terlebih dahulu disetujui Dewan Komisaris. Jika, setelah berakhirnya tahun buku yang dimaksud, Perseroan mengalami kerugian, dividen interim yang sudah dibagikan harus dikembalikan. Direksi dan Dewan Komisaris akan bertanggung jawab secara tanggung renteng dalam hal dividen interim tidak dikembalikan kepada Perseroan.

DIVIDENDS

Policy

In accordance with Indonesian laws and regulations, the Company's decisions regarding dividends are determined by shareholders through the Annual General Meeting of Shareholders. Recommendations for these decisions come from the Board of Commissioners and the Board of Directors. The Company may distribute dividends if the Company records a positive profit balance and after allocations for reserve funds have been made.

The Board of Directors' recommendations and determination of the amount and payment of dividends, and the Board of Commissioners' approval of dividend distributions are both at their own discretion. The implementation of these policies depends on a number of factors, including the Company's net profit, availability of mandatory reserves, capital expenditure needs, operating results, and cash flow.

These specific factors, in turn, depend on various other elements that include the Company's success in its business strategy implementation, financial considerations, competition, any applicable regulations, and general economic conditions. In addition, there are also other contributing factors that are specific to the Company and its industry. Many of these factors are beyond the Company's control.

Before the end of the fiscal year, interim dividends may be distributed as long as this distribution is permitted by the Company's Articles of Association. The provision for this distribution is that interim dividends do not result in the Company's net assets becoming less than the total amount of issued and fully paid capital and mandatory reserves.

This distribution is determined by the Board of Directors after first being approved by the Board of Commissioners. If the Company experiences a loss after the end of the fiscal year in question, then the interim dividend that has been distributed must be returned. The Board of Directors and the Board of Commissioners will be jointly liable in the event that these interim dividends are not returned to the Company.

Apabila keputusan dibuat untuk membagikan dividen, dividen akan dibayarkan dalam Rupiah Indonesia. Pemegang saham pada tanggal pencatatan yang berlaku akan berhak atas jumlah penuh dividen yang disetujui, yang dapat dikenai pajak penghasilan (*withholding tax*) yang berlaku di Indonesia. Dividen yang diterima pemegang saham asing akan dikenai pajak penghasilan Indonesia maksimum sebesar 20% atau sebesar ketentuan peraturan perpajakan yang berlaku.

If a decision is made to distribute dividends, the dividends will be paid in Indonesian Rupiah. Shareholders on the applicable record date will be entitled to the full amount of the approved dividend, which may be subject to applicable withholding taxes in Indonesia. Dividends received by foreign shareholders will be subject to Indonesian income tax at a maximum of 20% or the amount stipulated within applicable tax regulations.

Realisasi Pembagian Dividen

Rincian realisasi pembagian dividen dalam 2 (dua) tahun terakhir disampaikan dalam tabel di bawah ini:

Dividend Distribution Realization

Details of dividend distributions made in the last 2 (two) years can be seen presented in the table below:

Tahun Buku Fiscal Year	Tanggal Pembayaran Payment Date	Jumlah Dividen Dividend Amount	Dividen per Saham Dividend per Share
2024	11 Juni 2024 11 June 2024	US$30.000.000*	US$0,000422
2023	21 Juni 2023 21 June 2023	US$30.000.000*	US$0,000422

*Dividen Final | Final Dividends

KOMPENSASI JANGKA PANJANG: PROGRAM KEPEMILIKAN SAHAM KARYAWAN DAN/ATAU MANAJEMEN (ESOP/MSOP)

Hingga tahun 2024, Chandra Asri Group belum pernah menyelenggarakan kompensasi jangka panjang dalam bentuk Program Kepemilikan Saham Karyawan dan/atau Manajemen.

LONG-TERM COMPENSATION: EMPLOYEE AND/OR MANAGEMENT STOCK OWNERSHIP PROGRAM (ESOP/MSOP)

As of 2024, Chandra Asri Group has never provided any long-term compensation in the form of an Employee and/or Management Stock Ownership Program.

REALISASI PENGGUNAAN DANA HASIL PENAWARAN UMUM

Pada tahun 2024, Perseroan melakukan Penawaran Umum Obligasi Berkelanjutan IV Chandra Asri Pacific Tahap IV Tahun 2024 (bertenor 3, 5, dan 7 tahun) dengan jumlah pokok sebesar Rp1,5 triliun setelah memperoleh pernyataan efektif dari Otoritas Jasa Keuangan pada 29 Juli 2022. Berdasarkan Laporan Realisasi Penggunaan Dana Hasil Penawaran Umum per 30 April 2024, seluruh Hasil Bersih telah terealisasi sepenuhnya sesuai dengan rencana penggunaan dana.

REALIZATION OF THE USE OF PROCEEDS FROM PUBLIC OFFERINGS

In 2024, the Company conducted a Public Offering for its Shelf Registration Bonds IV Chandra Asri Pacific Phase IV Year 2024, with a tenor of 3, 5, and 7 years with principal amount of Rp1.5 trillion, after obtaining an effective statement from the Financial Services Authority on 29 July 2022. Based on the Report on the Realization of Use of Proceeds from the Public Offering as of 30 April 2024, all of the Company's Net Proceeds have been fully realized in accordance with its use-of-funds planning.

INFORMASI MATERIAL TERKAIT DENGAN INVESTASI, EKSPANSI, DIVESTASI, AKUISISI DAN RESTRUKTURISASI UTANG/MODAL

Investasi

Perseroan tidak melakukan investasi material pada tahun 2024.

MATERIAL INFORMATION RELATED TO INVESTMENT, EXPANSION, DIVESTMENT, ACQUISITION AND DEBT/CAPITAL RESTRUCTURING

Investment

The Company did not make any material investments in 2024.

Ekspansi
Perseroan tidak melakukan ekspansi material pada tahun 2024.

Divestasi
Perseroan tidak melakukan divestasi material pada tahun 2024.

Akuisisi
Perseroan tidak melakukan akuisisi material pada tahun 2024.

Restrukturisasi Utang/Modal
Perseroan tidak melakukan restrukturisasi utang/modal material pada tahun 2024.

TRANSAKSI MATERIAL YANG MENGANDUNG BENTURAN KEPENTINGAN ATAU DENGAN PIHAK AFILIASI

Transaksi material yang mengandung benturan kepentingan maupun dengan pihak berelasi, antara lain mengacu pada Peraturan Otoritas Jasa Keuangan (OJK) No. 42/POJK.04/2020 tentang Transaksi Afiliasi dan Transaksi Benturan Kepentingan ("POJK 42/2020").

Peraturan tersebut menjelaskan bahwa transaksi afiliasi adalah setiap aktivitas dan/atau transaksi yang dilakukan oleh perusahaan terbuka atau perusahaan terkendali dengan afiliasi dari anggota Direksi, anggota Dewan Komisaris, pemegang saham utama, atau pengendali. Termasuk, setiap aktivitas dan/atau transaksi yang dilakukan oleh perusahaan terbuka atau perusahaan terkendali untuk kepentingan afiliasi dari perusahaan terbuka atau afiliasi dari anggota Direksi, anggota Dewan Komisaris, pemegang saham utama atau pengendali.

Sedangkan benturan kepentingan adalah perbedaan antara kepentingan ekonomis perusahaan terbuka dengan kepentingan ekonomi pribadi anggota Direksi, Dewan Komisaris, pemegang saham utama, atau pengendali yang dapat merugikan perusahaan terbuka dimaksud.

Realisasi Transaksi
Pada tahun 2024, Perseroan melakukan transaksi dengan pihak-pihak berelasi, yakni sebagai berikut:
1. Perseroan menyediakan imbalan kerja untuk anggota Dewan Komisaris dan Direksi yang terdiri dari gaji dan bonus serta tunjangan lain khusus Direksi;

Expansion
The Company did not make any material expansions in 2024.

Divestment
The Company did not make any material divestments in 2024.

Acquisition
The Company did not make any material acquisitions in 2024.

Debt/Capital Restructuring
The Company did not carry out any material debt/capital restructuring efforts in 2024.

MATERIAL TRANSACTIONS CONTAINING CONFLICTS OF INTEREST OR WITH AFFILIATED PARTIES

The Company's policies in regards to material transactions containing conflicts of interest or with affiliated parties uses Financial Services Authority (OJK) Regulation No. 42/POJK.04/2020 concerning Affiliate Transactions and Conflict of Interest Transactions (hereinafter referred to as "POJK 42/2020") as a reference.

The regulation stipulates that affiliated transactions are defined as any activities and/or transactions carried out by a public company or a controlled company with an affiliate of members of the Board of Directors, members of the Board of Commissioners, or major or controlling shareholders. This definition includes any activity and/or transaction carried out by a public company or a controlled company for the benefit of an affiliate of the public company or an affiliate of members of the Board of Directors, members of the Board of Commissioners, major or controlling shareholders.

Meanwhile, a conflict of interest is defined as the difference between the economic interests of a public company and the personal economic interests of members of the Board of Directors, members of the Board of Commissioners, major or controlling shareholders that can harm the public company in question.

Transaction Realization
In 2024, the Company conducted transactions with related parties, as follow:
1. The Company provides employee benefits for members of the Board of Commissioners and Board of Directors consisting of salaries and bonuses as well as other benefits specific to the Board of Directors;

2. Perseroan menyewa ruangan kantor dan lahan parkir dari PT Griya Idola (GI); anak perusahaan PT Barito Pacific Tbk (Barito Pacific merupakan pihak pengendali utama Perseroan, dimana Bapak Prajogo Pangestu merupakan pemegang saham utama Perseroan);
3. Penjualan kepada pihak berelasi, sebesar 15,5% dari jumlah pendapatan untuk tahun yang berakhir 31 Desember 2024 (2023: 9,9%). Pada tanggal pelaporan, piutang atas penjualan tersebut dicatat sebagai bagian dari piutang usaha, yang meliputi 0,95% dari jumlah aset pada tanggal 31 Desember 2024 (31 Desember 2023: 0,33%);
4. Pembelian barang jadi dari pihak berelasi sebesar 5% dari jumlah pembelian barang jadi pada tahun yang berakhir 31 Desember 2024 (2023: 14%). Utang atas pembelian tersebut dicatat sebagai bagian dari utang usaha sebesar 0,05% dari jumlah liabilitas pada tanggal 31 Desember 2024 (2023: 0,19%);
5. Perseroan memiliki piutang lain-lain kepada pihak berelasi yang sebagian besar merupakan piutang atas penyediaan utilitas berupa *water treatment* dan *high pressure steam;*
6. Perseroan mengadakan perjanjian dengan PT SCG Barito Logistics untuk pengiriman produk petrokimia dan warehouse operational. PT SCG Barito Logistics adalah entitas asosiasi dari PT Barito Pacific Tbk dan tergabung dalam kelompok usaha SCG Chemicals Co., Ltd (SCG adalah pemegang saham dengan pengaruh signifikan atas Perseroan);
7. CAP2, entitas anak Perusahaan, mengadakan perjanjian pembelian tanah dengan pihak berelasi. Selama tahun yang berakhir 31 Desember 2024 dan 2023, total pembelian tanah adalah sebesar nihil;
8. Perseroan mengadakan perjanjian dengan PT Panca Puri Perkasa, Perusahaan yang memiliki pemegang saham terakhir yang sama dengan Perseroan, untuk sewa menyewa gudang. Saldo liabilitas sewa pada tanggal 31 Desember 2024 sebesar US$4.831 ribu (31 Desember 2023: US$5.511 ribu);
9. Pada tahun 2024, entitas anak Perseroan, CAP2 dan CDI menandatangani perjanjian pinjaman bersyarat yang akan diperhitungkan sebagai uang muka pinjaman kepada BPN. Total nilai piutang pinjaman ini per 31 Desember 2024 sebesar Rp642.279 juta (atau setara dengan US$39.740 ribu) dengan jangka waktu masing-masing selama 84 bulan sejak tanggal perjanjian dan tingkat suku bunga tahunan mengambang sebesar JIBOR 3 bulan + persentase tertentu.

Kebijakan Penelaahan dan Persetujuan Transaksi

Kebijakan Perseroan berkenaan dengan penelaahan untuk persetujuan terhadap transaksi dengan pihak berelasi diuraikan dalam pembahasan di bawah ini:

2. The Company leases office space and parking lot from PT Griya Idola (GI); a subsidiary of PT Barito Pacific Tbk (Barito Pacific is the ultimate controlling party of the Company, where Mr. Prajogo Pangestu is the ultimate shareholder of the Company);
3. Sales to related parties amounted to 15.5% of total revenue for the year ended 31 December 2024 (2023: 9.9%). At the reporting date, receivables from such sales were recorded as part of trade receivables, which accounted for 0.95% of total assets as of 31 December 2024 (31 December 2023: 0.33%);
4. Purchases of finished goods from related parties amounted to 5% of total purchases of finished goods in the year ended 31 December 2024 (2023: 14%). Payables for such purchases were recorded as part of trade payables amounting to 0.05% of total liabilities as of 31 December 2024 (2023: 0.19%);
5. The Company has other receivables from related parties which mostly represent receivables for the provision of utilities such as water treatment and high pressure steam;
6. The Company has an agreement with PT SCG Barito Logistics for the delivery of petrochemical products and warehouse operations. PT SCG Barito Logistics is an associate of PT Barito Pacific Tbk and a member of SCG Chemicals Co., Ltd (SCG is a shareholder with significant influence over the Company);
7. CAP2, a subsidiary of the Company, entered into a land purchase agreement with a related party. During the years ended 31 December 2024 and 2023, the total purchase of land was nil;
8. The Company entered into an agreement with PT Panca Puri Perkasa, a company having the same ultimate shareholder as the Company, for the lease of warehouse. The balance of lease liability as of 31 December 2024 amounted to US$4,831 thousand (31 December 2023: US$5,511 thousand);
9. In 2024, the Company's subsidiaries, CAP2 and CDI entered into a conditional loan agreement which will be accounted as loan advance to BPN. The total value of this loan receivable as of 31 December 2024 amounted to Rp642,279 million (or equivalent to US$39,740 thousand) with a term of 84 months from the date of agreement and a floating annual interest rate of 3-month JIBOR + certain percentage.

Transaction Review and Approval Policy

The Company's policy regarding the review for approval of transactions with related parties is outlined in the discussion below:

Informasi Kewajaran Transaksi

Transaksi Chandra Asri Group dengan pihak berelasi dilakukan secara wajar, yakni sebagaimana transaksi dengan pihak lain. Perseroan selalu mempertimbangkan dan memenuhi seluruh persyaratan peraturan perundang-undangan sebelum melakukan transaksi dengan pihak terkait/afiliasi, antara lain sesuai dengan ketentuan yang tercantum dalam POJK 42/2020.

Dengan demikian, Perseroan dapat memastikan bahwa transaksi yang dilakukan dengan pihak berelasi/afiliasi merupakan transaksi yang wajar.

Transaction Fairness Information

Chandra Asri Group's transactions with related parties are conducted fairly--specifically, as transactions with other parties. The Company always pays heed to and fulfills all relevant statutory regulatory requirements before conducting transactions with related/affiliated parties; among others provisions contained in POJK 42/2020.

As a result, the Company can ensure that its transactions conducted with related/affiliated parties are considered fair transactions.

Informasi Pemenuhan Peraturan

Seluruh transaksi dengan pihak berelasi/terafiliasi yang dilakukan oleh Perseroan telah memenuhi peraturan perundang-undangan yang berlaku. Bahkan, Perseroan juga telah memiliki "Pedoman Pelaksanaan Transaksi Afiliasi" yang menjadi acuan dalam melaksanakan transaksi Perseroan dengan pihak berelasi/terafiliasi.

Pedoman tersebut mengacu pada sejumlah ketentuan, antara lain:

1. Undang-Undang Republik Indonesia No. 8 tahun 1995 tentang Pasar Modal;
2. Peraturan Otoritas Jasa Keuangan Republik Indonesia No. 9/POJK.04/2018 tentang Pengambilalihan Perusahaan Terbuka;
3. Peraturan Otoritas Jasa Keuangan Republik Indonesia No. 17/POJK.04/2020 tentang Transaksi Material dan Perubahan Kegiatan Usaha;
4. POJK 42/2020 tentang Transaksi Afiliasi dan Transaksi Benturan Kepentingan; dan
5. Anggaran Dasar Perseroan.

Dengan demikian, transaksi Perseroan pada tahun 2024 telah memenuhi seluruh ketentuan yang berlaku dan tidak terdapat pelanggaran atas peraturan perundang-undangan terkait dengan transaksi dengan pihak berelasi/afiliasi. Selain itu tidak terdapat transaksi yang mengandung benturan kepentingan.

Regulatory Compliance Information

All transactions with related/affiliated parties conducted by the Company have complied with applicable laws and regulations. In fact, the Company also has a "Guideline for the Implementation of Affiliated Transactions" that it uses as a reference in carrying out its transactions with related/affiliated parties.

The guideline uses the following provisions as references:

1. Law of the Republic of Indonesia No. 8 of 1995 concerning Capital Markets;
2. Financial Services Authority Regulation (POJK) No. 9/POJK.04/2018 concerning Takeover of Public Companies;
3. Financial Services Authority Regulation No. 17/POJK.04/2020 concerning Material Transactions and Changes in Business Activities;
4. POJK 42/2020 concerning Affiliated Transactions and Conflict of Interest Transactions; and
5. The Company's Articles of Association.

As such, the Company's transactions in 2024 have complied with all applicable provisions. Furthermore, there are no violations of laws and regulations related to transactions with related/affiliated parties. In addition, there are no transactions containing conflicts of interest.

Pernyataan Direksi bahwa Transaksi telah Memenuhi Prosedur Memadai dan Sesuai Praktik Bisnis yang Berlaku Umum

Setelah dilakukan peninjauan, Direksi memandang bahwa transaksi yang dilakukan Chandra Asri Group dengan pihak berelasi/afiliasi telah memenuhi prosedur memadai serta sesuai dengan praktik bisnis yang berlaku umum. Seluruh transaksi pada tahun 2024 dilakukan dengan memperhatikan praktik bisnis yang berlaku umum dan prinsip *arm's length* (prinsip transaksi yang wajar).

Statement of the Board of Directors that the Transactions Have Complied with Adequate Procedures and are in Accordance with Generally Accepted Business Practices

The Board of Directors, after having conducted a review, has deemed that the transactions carried out by Chandra Asri Group with related/affiliated parties have complied with adequate procedures and are in accordance with generally accepted business practices. All transactions in 2024 were carried out by taking into account generally accepted business practices and the arm's length principle.

Transaksi tersebut antara lain sejalan dengan POJK 42/2020 yang menyatakan bahwa perusahaan publik yang melakukan transaksi afiliasi wajib memiliki prosedur yang memadai untuk memastikan transaksi afiliasi dilakukan sesuai dengan praktik bisnis yang berlaku umum.

Peran Dewan Komisaris dan Komite Audit untuk Memastikan Transaksi Dilakukan sesuai Praktik Bisnis yang Berlaku Umum, yang Antara Lain Dilakukan dengan Memenuhi Prinsip Transaksi yang Wajar (*Arm's-Length Principle*)

Dewan Komisaris dan Komite Audit memandang bahwa transaksi yang dilakukan oleh Chandra Asri Group dengan pihak terafiliasi/berelasi di tahun 2024 dilakukan dengan melalui prosedur yang memadai. Selain itu, transaksi dilakukan sesuai dengan praktik bisnis yang berlaku umum, khususnya memenuhi prinsip transaksi yang wajar (*arm's length principle*).

Informasi mengenai transaksi afiliasi atau transaksi material yang dilakukan Perseroan pada tahun buku juga diungkapkan dalam laporan keuangan tahunan.

Halaman Rujukan dalam Laporan Keuangan

Informasi terkait dengan transaksi dengan pihak berelasi/terafiliasi yang lebih rinci termuat dalam Laporan Keuangan yang telah diaudit dan terdapat dalam Laporan Tahunan ini, yaitu pada bagian lampiran catatan 40.

PERUBAHAN PERATURAN PERUNDANG-UNDANGAN

Pada tahun buku 2024, tidak ada peraturan perundang-undangan yang berpengaruh signifikan terhadap Chandra Asri Group. Dengan demikian, rincian informasinya tidak dapat diuraikan.

PERUBAHAN KEBIJAKAN AKUNTANSI YANG DITERAPKAN PADA TAHUN BUKU

Informasi Perubahan Kebijakan Akuntansi

1. PSAK 201 (amendemen) Penyajian Laporan Keuangan: Klasifikasi Liabilitas sebagai Jangka Pendek atau Jangka Panjang;
2. PSAK 201 (amendemen) Penyajian Laporan Keuangan: Liabilitas Jangka Panjang dengan Kovenan.

Alasan Perubahan

Pada tahun 2024, Dewan Standar Akuntansi Keuangan Ikatan Akuntan Indonesia (DSAK-IAI) menerbitkan amendemen PSAK yang berlaku efektif mulai Januari 2024.

These transactions are in line with POJK 42/2020, which states that public companies conducting affiliate transactions are required to have adequate procedures to ensure that affiliate transactions are carried out in accordance with generally accepted business practices.

The Role of the Board of Commissioners and the Audit Committee in Ensuring Transactions Are Carried Out in Accordance with Generally Accepted Business Practices, Which Among Other Things Are Carried Out by Fulfilling the Arm's-Length Principle

The Board of Commissioners and the Audit Committee have deemed that the transactions carried out by Chandra Asri Group with affiliated/related parties in 2024 were carried out with adequate procedures in mind. In addition, the transactions were carried out in accordance with generally accepted business practices and especially the arm's length principle.

Information regarding affiliate transactions or material transactions carried out by the Company throughout the fiscal year is also disclosed in the annual financial report.

Reference Pages in Financial Statements

More detailed information related to transactions with related/affiliated parties is contained in the Company's audited Financial Statements. These statements are included in this Annual Report, specifically, within appendix note 40.

CHANGES IN STATUTORY REGULATIONS

There were no laws and regulations that have had a significant impact on the Chandra Asri Group in the 2024 fiscal year. As such, details of information on these matters cannot be described in this report.

CHANGES IN ACCOUNTING POLICIES IMPLEMENTED IN THE FISCAL YEAR

Information on Changes in Accounting Policies

1. Statement of Financial Accounting Standards (PSAK) 201 (Amendment) on the Presentation of Financial Statements: Classification of Liabilities as Short-Term or Long-Term;
2. PSAK 201 (Amendment) on the Presentation of Financial Statements: Long-Term Liabilities with Covenants.

Reasons for Changes

In 2024, the Financial Accounting Standards Board of Indonesian Institute of Accountants (DSAK-IAI) issued amendments to Statement of Financial Accounting Standards (PSAK) that have been effective since January 2024.

Dampaknya terhadap Laporan Keuangan

Penerapan PSAK baru/revisi ini tidak mengakibatkan perubahan kebijakan akuntansi Perseroan dan tidak mempunyai dampak material terhadap jumlah yang dilaporkan dalam laporan keuangan konsolidasian.

Impact on Financial Statements

The implementation of this new/revised PSAK did not result in changes to the Company's accounting policies and did not have a material impact on the amounts reported in the Company's consolidated financial statements.

KETAATAN SEBAGAI WAJIB PAJAK

Kebijakan Pengelolaan dan Pembayaran Pajak

Perseroan berkomitmen untuk mengelola dan membayar pajak secara tepat waktu dan sesuai dengan peraturan perpajakan yang berlaku. Dalam menjalankan kewajiban perpajakan, perusahaan memastikan transparansi, akuntabilitas, serta kepatuhan penuh terhadap regulasi yang ditetapkan oleh otoritas pajak. Setiap transaksi dan pelaporan pajak dilakukan dengan prinsip kejujuran serta berlandaskan praktik terbaik guna mendukung tata kelola yang baik dan keberlanjutan bisnis.

COMPLIANCE AS TAXPAYERS

Tax Management and Payment Policy

The Company is committed to managing and paying taxes in a timely manner and in accordance with applicable tax regulations. In carrying out its tax obligations, the Company has ensured transparency, accountability, and full compliance with regulations set by the tax authorities. Every transaction and tax reporting is carried out with the principle of honesty and based on best practices to support good governance and business sustainability.

ASPEK PEMASARAN

Lini bisnis kimia Chandra Asri Group menjual bahan baku utama untuk produksi berbagai macam produk konsumen dan industri. Olefins, Polyethylene, Polypropylene, Styrene Monomer, Butadiene, MTBE, dan Butene-1 merupakan beberapa produk yang dijual di pasar domestik dan ekspor.

Strategi Pemasaran

Strategi pemasaran yang diterapkan Perseroan menargetkan pelanggan tetap dan juga calon pelanggan. Khusus pelanggan tetap, strategi pemasaran Perseroan adalah sebagai berikut:

1. Memberikan pelayanan/dukungan teknis untuk produk yang sudah ada serta pengembangan produk untuk pelanggan;
2. Mengadakan pertemuan rutin dengan pelanggan untuk memperkuat hubungan dan membina loyalitas pelanggan. Perseroan juga berpartisipasi dalam Asosiasi Olefins, Aromatik dan Plastik Indonesia (INAPLAS) untuk menjembatani hubungan antara pelanggan, konsultan, industri, dan pemerintah;
3. Meningkatkan kualitas produk dengan membangun kerja sama dan komunikasi antara tim produksi, tim pengembangan produk, tim pemasaran, dan pengembangan bisnis, serta departemen penjaminan mutu. Sehubungan dengan hal tersebut, pelanggan juga dilibatkan untuk memberikan masukan terkait dengan konsistensi mutu produk melalui survei yang dilakukan setiap tahun;
4. Menyediakan gudang satelit di Jawa Timur dan Jawa Tengah untuk mempersingkat waktu pengiriman ke pelanggan;

MARKETING ASPECTS

Chandra Asri Group's chemical business line sells primary raw materials for the production of various consumer and industrial products. Olefins, Polyethylene, Polypropylene, Styrene Monomer, Butadiene, MTBE, and Butene-1 are some of the Company's products sold in the domestic and export markets.

Marketing Strategy

The Company's marketing strategy targets both regular and potential customers. When it specifically comes to its regulars, the Company makes use of the following marketing strategies:

1. Providing them with technical services/support for existing products and product development for customers;
2. Hosting regular meetings with customers to strengthen relationships and foster customer loyalty. The Company also participates in the Indonesia Olefin, Aromatic and Plastics Industry Association (INAPLAS) to bridge the relationship gap between customers, consultants, industry, and the government;
3. Improving its product quality by nurturing cooperation and communication between the production, product development and marketing teams, as well as with the business development and quality assurance departments. Through this process, customers are also involved as a means to provide the Company with inputs related to product quality consistency through annual surveys;
4. Providing satellite warehouses in East Java and Central Java to shorten delivery time to customers;

5. Menyediakan bentuk kemasan sesuai permintaan pasar untuk membantu pelanggan kami agar bisa mencapai tingkat efisiensi operasional yang lebih tinggi serta penghematan biaya;
6. Mempercepat transformasi digital di seluruh departemen untuk meningkatkan efisiensi, efektivitas, dan visibilitas sehingga kami dapat memberikan respons yang lebih cepat, lebih akurat, dan meningkatkan kepuasan pelanggan secara keseluruhan;
7. Melakukan survei kepuasan pelanggan setiap tahun, yang bertujuan untuk mengevaluasi kinerja pelayanan pelanggan.

Sedangkan untuk calon pelanggan, Perseroan melaksanakan strategi pemasaran sebagai berikut:
1. Memberikan pelayanan/pelatihan teknis bagi calon pelanggan dalam memproduksi dan mengembangkan produk;
2. Melakukan riset pemasaran yang bertujuan untuk mengeksplorasi peluang yang terkait dengan potensi pelanggan;
3. Menyelenggarakan seminar dan pameran, bekerja sama dengan produsen mesin dan produsen katalis yang ditujukan untuk pengenalan dan pengembangan produk;
4. Memasarkan produk melalui agen atau distributor untuk pelanggan skala kecil. Perseroan menjual sebagian besar produknya secara langsung ke pelanggan;
5. Memproduksi dan memasarkan produk bernilai tambah tinggi untuk meningkatkan penjualan.

Pangsa Pasar

Perseroan adalah satu-satunya produsen dalam negeri yang memproduksi Ethylene, Styrene Monomer, Butadiene, MTBE, dan Butene-1 serta produsen Polyethylene dan Polypropylene terbesar di Indonesia. Pangsa pasar Perseroan untuk pasar domestik Olefins adalah 44%, sekitar 35% dan 27% untuk masing-masing Polyethylene dan Polypropylene.

5. Providing packaging forms according to market demand to help our customers achieve higher levels of operational efficiency and cost savings;
6. Accelerating digital transformation across departments to improve efficiency, effectiveness, and visibility so that we can provide faster, more accurate responses and improve overall customer satisfaction;
7. Conducting annual customer satisfaction surveys aimed at evaluating customer service performance.

As for its efforts to attract potential customers, the Company makes use of the following marketing strategies:
1. Providing any potential customers with technical services/training in producing and developing products;
2. Conducting marketing research aimed at exploring opportunities related to potential customers;
3. Organizing seminars and exhibitions, in collaboration with machine manufacturers and catalyst manufacturers as a way to introduce and develop products;
4. Marketing its products through agents or distributors for small-scale customers. The Company sells most of its products directly to customers;
5. Producing and marketing high value-added products to boost sales.

Market Share

The Company is the only domestic producer of Ethylene, Styrene Monomer, Butadiene, MTBE, and Butene-1 as well as the largest producer of Polyethylene and Polypropylene in Indonesia. The Company's market share for the domestic Olefins market is 44%, around 35% and 27% for Polyethylene and Polypropylene respectively.


Chandra Asri
Chandra
Annual General Meeting
8 Mei 2024



05

TATA KELOLA PERUSAHAAN

Corporate Governance

KOMITMEN DAN PENERAPAN PRINSIP GCG

GCG IMPLEMENTATION COMMITMENTS AND PRINCIPLES

PT Chandra Asri Pacific Tbk ("Chandra Asri Group", "Perseroan") senantiasa menerapkan prinsip-prinsip tata kelola tata kelola perusahaan yang baik atau *Good Corporate Governance* (GCG) pada setiap kegiatan usaha yang dijalankan. Perseroan menyadari bahwa implementasi GCG secara berkesinambungan akan mendukung pertumbuhan kinerja usaha yang berkelanjutan.

PT Chandra Asri Pacific Tbk (hereinafter referred to as "Chandra Asri Group" or the "Company") always applies the principles of GCG in its business activities. The Company realizes that continuous implementation of GCG will support sustainable business performance growth.

Penerapan prinsip GCG di lingkungan Chandra Asri Group mengacu pada regulasi yang berlaku serta praktik terbaik di dunia usaha. Di antara regulasi dimaksud Peraturan Otoritas Jasa Keuangan (POJK) No. 21/POJK.04/2015 tentang Penerapan Pedoman Tata Kelola Perusahaan Terbuka maupun Surat Edaran OJK No. 32/SEOJK.04/2015 tentang Pedoman Tata Kelola Perusahaan Terbuka.

Selain itu, Perseroan juga mengacu pada standar yang dikeluarkan oleh Komite Nasional Kebijakan Governansi (KNKG) seperti tertuang dalam Pedoman Umum Governansi Korporat (PUGKI) 2021. Dalam ketentuan tersebut, ada 4 (empat) pilar tata kelola atau governansi korporat yang mencakup: (1) perilaku beretika; (2) akuntabilitas; (3) transparansi; dan (4) keberlanjutan.

Prinsip penerapan GCG yang ditetapkan oleh PUGKI terdiri atas 8 (delapan) prinsip yang terbagi dalam 3 (tiga) kelompok: (1) prinsip-prinsip yang mengatur organ-organ penyelenggara governansi korporat, (2) prinsip-prinsip yang mengatur proses dan keluaran yang dihasilkan oleh organ-organ di atas, dan (3) kelompok prinsip yang mengatur penerima manfaat dari pelaksanaan governansi korporat.

The implementation of GCG principles within Chandra Asri Group uses a number of statutory regulations and business' best practices as references. They include: Financial Services Authority Regulation (POJK) No. 21/POJK.04/2015 on the Implementation of Public Company Governance Guidelines and OJK Circular Letter No. 32/SEOJK.04/2015 on Public Company Governance Guidelines.

The Company also implements GCG principles with reference to National Committee for Governance Policy (KNKG) standards, as stated in the General Guidelines for Corporate Governance (PUGKI) 2021. Throughout these provisions, there are 4 (four) pillars of corporate governance: (1) ethical behavior, (2) accountability, (3) transparency, and (4) sustainability.

GCG implementation stipulated by PUGKI consists of 8 (eight) principles that are further divided into 3 (three) groups: (1) principles governing the organs administering corporate governance, (2) principles governing the processes and output produced by the aforementioned organs, and (3) principles governing the beneficiaries of corporate governance implementation.

Adapun 8 (delapan) prinsip dimaksud adalah: The 8 (eight) principles are as follows:

Prinsip GCG GCG Principles	**Penerapan di Perseroan** Implementation in the Company
Prinsip 1: Peran dan Tanggung Jawab Direksi dan Dewan Komisaris Principle 1: Roles and Responsibilities of the Board of Directors and Board of Commissioners	
Direksi dan Dewan Komisaris menjalankan peran dan tanggung jawabnya secara independen untuk menciptakan nilai yang berkelanjutan demi kepentingan terbaik jangka panjang korporasi dan pemegang saham dengan mempertimbangkan kepentingan para pemangku kepentingan. The Board of Directors and the Board of Commissioners carry out their roles and responsibilities independently. They do this in order to create sustainable value in the best long-term interest for the Company and shareholders while also considering the interests of other stakeholders.	Perseroan menjamin bahwa masing-masing organ perusahaan bebas dari benturan kepentingan, dominasi, dan pengaruh dari pihak mana pun yang menyebabkan keputusan menjadi tidak objektif. The Company guarantees that each organ of the Company is free from any kind of conflict of interest, domineering or influence from any party of the kind that may cause decisions to not be objective.
Prinsip 2: Komposisi dan Remunerasi Direksi dan Dewan Komisaris Principle 2: Composition and Remuneration of the Board of Directors and Board of Commissioners	
Anggota Direksi dan anggota Dewan Komisaris dipilih dan ditetapkan sedemikian rupa sehingga komposisi Direksi sebagai organ pengelolaan dan komposisi Dewan Komisaris sebagai organ pengawasan adalah beragam serta masing-masing terdiri dari para Direktur dan Komisaris yang memiliki komitmen, pengetahuan, kemampuan, pengalaman, dan keahlian yang dibutuhkan untuk memenuhi secara tepat peran pengelolaan Direksi dan peran pengawasan Dewan Komisaris. Board of Directors members and Board of Commissioners members are all selected and determined in such a way that the compositions of the Board of Directors as a management organ and the composition of the Board of Commissioners as a supervisory organ are both diverse, with each board consisting of members who have the commitment, knowledge, ability, experience, and expertise required to fulfill the management role of the Board of Directors and the supervisory role of the Board of Commissioners.	Perseroan telah mempertimbangkan keragaman Dewan Komisaris dan Direksi sejalan dengan yang tertuang dalam Lampiran Surat Edaran OJK No. 32/SEOJK.04/2015 tentang Pedoman Tata Kelola Perusahaan Terbuka. The Company has ensured that the diversity of the Board of Commissioners and Board of Directors in line with what is contained in the appendix to OJK Circular Letter No. 32/SEOJK.04/2015 concerning Guidelines for Public Company Governance.
Remunerasi dirancang untuk secara efektif menyelaraskan kepentingan anggota Direksi dan anggota Dewan Komisaris dengan kepentingan jangka panjang korporasi dan penciptaan nilai yang berkelanjutan. Remuneration is designed to effectively align the interests of members of the Board of Directors and members of the Board of Commissioners with the corporation's long-term interests and sustainable long-term value creation.	Dalam pemberian remunerasi bagi Dewan Komisaris dan Direksi, Perseroan mengedepankan prinsip kehati-hatian serta mengacu pada peraturan perundangan yang berlaku. In providing remuneration for the Board of Commissioners and the Board of Directors, the Company prioritizes the principle of prudence and uses applicable laws and regulations as references.
Prinsip 3: Hubungan Kerja antara Direksi dan Dewan Komisaris Principle 3: Working Relations between the Board of Directors and the Board of Commissioners	
Direksi dan Dewan Komisaris memiliki hubungan kerja yang erat, terbuka, konstruktif, profesional, dan saling percaya untuk kepentingan terbaik korporasi. The Board of Directors and the Board of Commissioners have a close, open, constructive, professional, and trusting working relationship designed for the corporation's best interests.	Realisasi dari prinsip ini antara lain dijalankan melalui rapat berkala antara Dewan Komisaris dan Direksi. This principle is realized by way of things such as periodic meetings between the Board of Commissioners and the Board of Directors.

Prinsip GCG GCG Principles	**Penerapan di Perseroan** Implementation in the Company
Prinsip 4: Perilaku Etis Principle 4: Ethical Behavior	
Korporasi memiliki komitmen untuk bertindak secara etis dan bertanggung jawab serta menegakkan nilai-nilai dan budaya organisasi. The corporation has a commitment to act ethically and responsibly, as well as a commitment to upholding the organization's values and culture.	Perseroan telah memiliki "Kode Etik" yang berlaku bagi seluruh organ di lingkungan Perseroan, dari Dewan Komisaris, Direksi, hingga seluruh karyawan. Kode Etik ini menjadi pedoman perilaku. Perseroan juga telah memiliki nilai dan budaya organisasi yang tercantum dalam iSTAR: integritas; keselamatan; kerja sama; memikul tanggung jawab; dan menghargai. The Company already has a "Code of Conduct" that applies to all organs within the Company, from the Board of Commissioners and Board of Directors to all employees. This Code of Conduct serves as a guideline for behavior. The Company also has organizational values and culture encompassed within "iSTAR", which stands for integrity, safety, teamwork, accountability, and respect.
Prinsip 5: Manajemen Risiko, Pengendalian Internal, dan Kepatuhan Principle 5: Risk Management, Internal Control, and Compliance	
Korporasi menjalankan praktik governansi korporat yang terintegrasi dengan penerapan sistem pengendalian internal dan manajemen risiko, serta sistem manajemen kepatuhan yang efektif dalam rangka mendukung pencapaian sasaran, visi, misi, tujuan, maupun target kinerja korporat seraya menjalankan bisnis dengan berintegritas. The corporation carries out its corporate governance practices in ways that are integrated with internal control system and risk management implementation, as well as an effective compliance management system. All of this is designed to support the achievement of corporate objectives, vision, mission, goals, and performance targets as the Company running its business with integrity.	Perseroan telah menjalankan sistem manajemen risiko terintegrasi dengan sistem pengendalian internal. Melalui strategi tersebut, Perseroan dapat memitigasi risiko dengan efektif, sehingga menghindari potensi kerugian. Penerapan manajemen risiko juga melibatkan karyawan dan Perseroan menyediakan kesempatan bagi karyawan untuk memberi masukan penting terkait pengambilan keputusan. Hal ini membuat manajemen beserta seluruh karyawan terlibat dalam implementasi manajemen risiko. The Company has implemented a risk management system that is integrated with an internal control system. The Company can effectively mitigate risks with this strategy and avoid potential losses. Employees are also involved in risk management implementation, and the Company provides opportunities for employees to provide important input on decision making. This control system involves management as well as all employees in risk management implementation.
Prinsip 6: Pengungkapan dan Transparansi Principle 6: Disclosure and Transparency	
Korporasi membuat pengungkapan yang akurat dan tepat waktu mengenai semua hal yang material tentang korporasi. The corporation makes accurate and timely disclosures in regards to all material matters concerning the corporation.	Perseroan mengungkapkan informasi dengan tepat waktu, memadai, akurat, serta dapat diakses dengan mudah oleh seluruh pemangku kepentingan. Pengungkapan informasi ini dilakukan secara proporsional dengan tetap memperhatikan ketentuan kerahasiaan Perseroan berdasarkan peraturan perundang-undangan. The Company discloses information in a timely, adequate, and accurate manner that all stakeholders can easily access. Disclosure of this information is carried out proportionally with due observance of the Company's confidentiality provisions, which are based on prevailing regulations.

Prinsip GCG GCG Principles	**Penerapan di Perseroan** Implementation in the Company
Prinsip 7: Hak-hak Pemegang Saham Principle 7: Shareholders' Rights	
Korporasi melindungi dan memfasilitasi pelaksanaan hak pemegang saham dan memastikan perlakuan yang adil terhadap pemegang saham, termasuk pemegang saham minoritas. Semua pemegang saham memiliki kesempatan untuk mendapatkan ganti rugi yang efektif atas pelanggaran hak-hak mereka. The corporation safeguards and facilitates the exercise of shareholders' rights. It also ensures the fair treatment of shareholders, including minority shareholders. All shareholders have the right to effective redress if their rights are violated.	Perseroan senantiasa melindungi seluruh hak pemegang saham, baik pemegang saham mayoritas maupun ritel. Hal ini, antara lain ditunjukkan melalui pengungkapan informasi dengan tepat waktu, memadai, akurat, serta dapat diakses dengan mudah oleh seluruh pemangku kepentingan dalam pembagian dividen maupun RUPS. The Company always protects the rights of all shareholders, whether majority or retail. This is shown through Company efforts such as its disclosure of timely, adequate, accurate, and easily accessible information for all stakeholders when it comes to the distribution of dividends or GMS-related matters.
Prinsip 8: Hak-hak Pemangku Kepentingan Principle 8: Stakeholders' Rights	
Korporasi mengakui hak-hak pemangku kepentingan yang ditetapkan dalam peraturan perundang-undangan yang berlaku atau suatu perjanjian yang disepakati oleh korporasi dan mendorong kerja sama aktif dengan pemangku kepentingan dalam menciptakan kekayaan, lapangan kerja, dan keberlanjutan usaha yang sehat secara finansial. The corporation recognizes the rights of stakeholders as stipulated in prevailing regulations or within agreement agreed upon by the corporation that encourage active cooperation with stakeholders in creating wealth, employment, and financially sound business continuity.	Dalam menjalankan kegiatan operasional, Perseroan senantiasa berpegang teguh pada peraturan perundang-undangan yang berlaku, termasuk saat menjalin kerja sama dengan pihak ketiga. Selain itu, Perseroan juga telah mengimplementasikan tanggung jawab sosial dan lingkungan yang dilaporkan setiap tahun, sebagai bagian dari keberlanjutan usaha yang sehat bagi Perseroan. In carrying out its operational activities, the Company always adheres to prevailing regulations, including whenever it is collaborating with third parties. In addition, the Company has also implemented various forms of social and environmental responsibility that it reports annually, all as part of its efforts at creating sound business continuity for the Company.

DASAR PENERAPAN GCG

BASIS OF GCG IMPLEMENTATION

Penerapan GCG di lingkungan Chandra Asri Group berpedoman pada kebijakan internal serta peraturan perundang-undangan yang berlaku. Di antaranya adalah:

1. Undang-Undang No. 40 Tahun 2007 tentang Perseroan Terbatas;
2. Peraturan Otoritas Jasa Keuangan No. 33/POJK.04/2014 tentang Direksi dan Dewan Komisaris Emiten atau Perusahaan Publik;
3. Peraturan Otoritas Jasa Keuangan No. 34/POJK.04/2014 tentang Komite Nominasi dan Remunerasi Emiten atau Perusahaan Publik;
4. Peraturan Otoritas Jasa Keuangan No. 35/POJK.04/2014 tentang Sekretaris Perusahaan Emiten atau Perusahaan Publik;
5. Peraturan Otoritas Jasa Keuangan No. 55/POJK.04/2015 tentang Pembentukan dan Pedoman Pelaksanaan Kerja Komite Audit yang menggantikan Keputusan Ketua Badan Pengawas Pasar Modal dan Lembaga Keuangan No. KEP-643/BL/2012 tentang Pembentukan dan Pedoman Pelaksanaan Kerja Komite Audit;
6. Peraturan Otoritas Jasa Keuangan No. 31/POJK.04/2015 tentang Keterbukaan atas Informasi atau Fakta Material oleh Emiten atau Perusahaan Publik;
7. Surat Edaran Otoritas Jasa Keuangan No. 32/SEOJK.04/2015 tentang Pedoman Tata Kelola Perusahaan Terbuka;
8. Peraturan Otoritas Jasa Keuangan No. 56/POJK.04/2015 tentang Pembentukan Unit Audit Internal dan Pedoman Penyusunan Piagam Unit Audit Internal;
9. Peraturan Otoritas Jasa Keuangan (OJK) No. 15/POJK.04/2020 tentang Rencana dan Penyelenggaraan Rapat Umum Pemegang Saham Perusahaan Terbuka;
10. Peraturan Otoritas Jasa Keuangan No. 29/POJK.04/2016 tentang Laporan Tahunan Emiten atau Perusahaan Publik dan Surat Edaran Otoritas Jasa Keuangan No. 16/SEOJK.04/2021 tentang Bentuk dan Isi Laporan Tahunan Emiten atau Perusahaan Publik;
11. Pedoman Umum Governansi Korporat Indonesia (PUGKI) 2021 dari Komite Nasional Kebijakan Governansi;
12. Pedoman dan kebijakan pemerintah lainnya terkait GCG;
13. Anggaran Dasar Perseroan;
14. Pedoman dan kebijakan Perseroan lainnya.

The implementation of GCG principles within the Company refers to internal policies and prevailing regulations. These include the following:

1. Law of the Republic of Indonesia No. 40 of 2007 on Limited Liability Companies;
2. Financial Services Authority Regulation No. 33/POJK.04/2014 on the Board of Directors and Board of Commissioners of Issuers or Public Companies;
3. Financial Services Authority Regulation No. 34/POJK.04/2014 on Nomination and Remuneration Committees of Issuers or Public Companies;
4. Financial Services Authority Regulation No. 35/POJK.04/2014 on the Corporate Secretary of Issuers or Public Companies;
5. Financial Services Authority Regulation No. 55/POJK.04/2015 on the Establishment and Guidelines for Audit Committee Work Implementation which replaces Decree of the Chairman of the Capital Market and Financial Institutions Supervisory Agency No. KEP-643/BL/2012 on the Establishment and Guidelines for Audit Committee Work Implementation;
6. Financial Services Authority Regulation No. 31/POJK.04/2015 on Disclosure of Information or Material Facts by Issuers or Public Companies;
7. Financial Services Authority Circular Letter No. 32/SEOJK.04/2015 on Governance Guidelines for Public Companies;
8. Financial Services Authority Regulation No. 56/POJK.04/2015 on the Establishment of an Internal Audit Unit and Guidelines to Prepare an Internal Audit Unit Charter;
9. Financial Services Authority Regulation No. 15/POJK.04/2020 on the Plan and Implementation of the General Meeting of Shareholders of Public Companies;
10. Financial Services Authority Regulation No. 29/POJK.04/2016 on the Annual Report of an Issuer or Public Company and Financial Services Authority Circular Letter No. 16/SEOJK.04/2021 on the Form and Contents of the Annual Report of Issuers or Public Companies;
11. General Guidelines for Indonesian Corporate Governance (PUGKI) 2021 from the National Committee for Governance Policy;
12. Other governments' guidelines and policies related to GCG;
13. The Company's own Articles of Association;
14. Other Company's guidelines and policies.

STRUKTUR TATA KELOLA PERUSAHAAN

CORPORATE GOVERNANCE STRUCTURE

Mengacu pada Undang-Undang No. 40 Tahun 2007 tentang Perseroan Terbatas, struktur tata kelola perusahaan yang berlaku di lingkungan Chandra Asri Group menempatkan Rapat Umum Pemegang Saham (RUPS) sebagai organ tertinggi. Di bawahnya ada Dewan Komisaris sebagai organ pengawas dan Direksi sebagai organ pelaksana.

Sistem tersebut merupakan kerangka kerja yang mengatur pola hubungan penerapan GCG di lingkungan Chandra Asri Group. Masing-masing organ memiliki batasan tugas, tanggung jawab, serta wewenang dan dijalankan secara independen, sesuai dengan mekanisme yang diatur dalam undang-undang, peraturan regulator lainnya, anggaran dasar Perseroan, nilai-nilai perusahaan, kode etik, serta peraturan dan kebijakan Perseroan lainnya.

Referring to Law No. 40 of 2007 concerning Limited Liability Companies, the corporate governance structure applicable in the Chandra Asri Group places the General Meeting of Shareholders (GMS) as the highest organ. Below the GMS is the Board of Commissioners as the supervisory organ and the Board of Directors as the management organ.

This system serves as a framework that governs GCG implementation patterns within Chandra Asri Group. Each organ has its own specific duties, responsibilities, and authorities that are all carried out independently and in accordance with mechanisms established by law, other regulations, as well as in accordance with the Company's own articles of association, corporate values, code of conduct, and other Company regulations and policies.

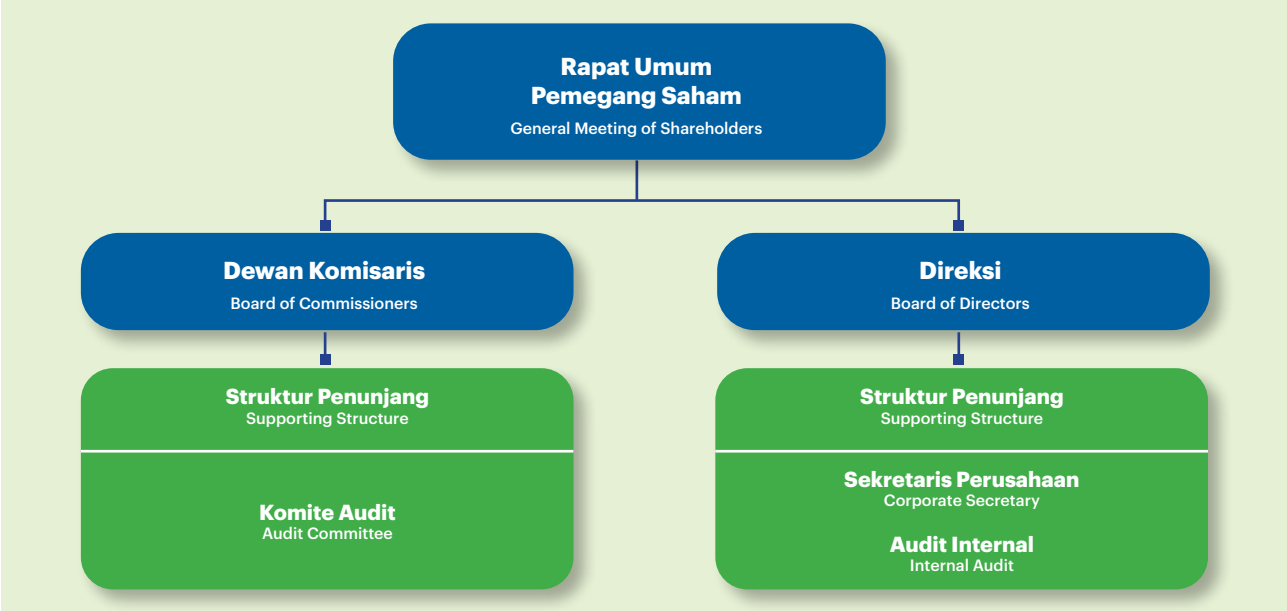

RAPAT UMUM PEMEGANG SAHAM

GENERAL MEETING OF SHAREHOLDERS



Pelaksanaan Rapat Umum Pemegang Saham (RUPS) di Perseroan, antara lain mengacu pada Peraturan Otoritas Jasa Keuangan (OJK) No. 15/POJK.04/2020 tentang Rencana dan Penyelenggaraan Rapat Umum Pemegang Saham Perusahaan Terbuka. RUPS merupakan organ Perseroan yang memiliki wewenang yang tidak diberikan kepada Direksi atau Dewan Komisaris dalam batas yang ditentukan dalam undang-undang dan/atau anggaran dasar.

Wewenang yang dimiliki oleh RUPS, antara lain mengangkat dan memberhentikan anggota Dewan Komisaris dan Direksi serta mengevaluasi kinerja kedua organ tersebut. RUPS juga dapat menyetujui perubahan anggaran dasar dan laporan tahunan serta menetapkan bentuk dan jumlah remunerasi anggota Dewan Komisaris dan Direksi. Selain itu, RUPS berwenang mengambil keputusan terkait tindakan korporasi atau keputusan strategis lainnya yang diajukan Direksi.

The implementation of the Company's General Meeting of Shareholders (GMS) uses Financial Services Authority Regulation No. 15/POJK.04/2020 on Planning and Convening General Meetings of Shareholders for Public Companies as a reference. The GMS is the Company organ that has authority that is not granted to the Board of Directors or Board of Commissioners within limits prescribed in laws and/or the Company's own articles of association.

The GMS has the authority to do things such as appointing and dismissing members of the Board of Commissioners and the Board of Directors. It also has the authority to evaluate the performance of the two organs. The GMS may also approve amendments to the articles of association and annual report, as well as determine the form and amount of remuneration for members of the Board of Commissioners and Board of Directors. In addition, the GMS has the authority to make decisions related to corporate actions or other strategic decisions proposed by the Board of Directors.

PELAKSANAAN RUPS TAHUN 2024

Sesuai dengan POJK 15/2020, RUPS terdiri dari RUPS Tahunan dan RUPS Lainnya atau RUPS Luar Biasa. Pada tahun 2024, Chandra Asri Group telah menyelenggarakan1 (satu) kali RUPST dan 1 (satu) kali RUPS Luar Biasa.

GMS IMPLEMENTATION IN 2024

In accordance with POJK 15/2020, the GMS consists of the Annual GMS and an Other GMS or Extraordinary GMS. In 2024, Chandra Asri Group held 1 (one) Annual GMS and 1 (one) Extraordinary GMS.

RUPS Tahunan 8 Mei 2024
Annual GMS 8 May 2024

Pemberitahuan kepada Regulator Notification to Regulators	Pengumuman Announcement	Pemanggilan Invitation	Penyelenggaraan Implementation	Pengumuman Hasil Announcement of Resolutions
Melalui Surat No. 062/LGC-DOC/CAP/III/2024 tanggal 22 Maret 2024. Through Letter No. 062/LGC-DOC/CAP/III/2024 dated 22 March 2024.	Melalui situs web PT Kustodian Sentral Efek Indonesia (KSEI), situs Bursa Efek Indonesia (BEI), dan situs web Perseroan tanggal 1 April 2024. Through the websites of PT Kustodian Sentral Efek Indonesia (KSEI), the Indonesia Stock Exchange (IDX), and the Company's website on 1 April 2024.	Melalui situs web PT Kustodian Sentral Efek Indonesia (KSEI), situs Bursa Efek Indonesia (BEI), dan situs web Perseroan tanggal 16 April 2024. Through the websites of PT Kustodian Sentral Efek Indonesia (KSEI), the Indonesia Stock Exchange (IDX), and the Company's website on 16 April 2024.	Tanggal 8 Mei 2024 Pukul 14.16-16.04 WIB di Wisma Barito Pacific, Tower B, Lantai M Jalan Letnan Jenderal S. Parman Kaveling 62-63, Jakarta 11410. On 8 May 2024, from 14:16 to 16:04 WIB at Wisma Barito Pacific, Tower B, Floor M, Jalan Letnan Jenderal S. Parman Kaveling 62-63, Jakarta 11410.	Melalui situs web PT Kustodian Sentral Efek Indonesia (KSEI), situs Bursa Efek Indonesia (BEI), dan situs web Perseroan tanggal 13 Mei 2024. Through the websites of PT Kustodian Sentral Efek Indonesia (KSEI), the Indonesia Stock Exchange (IDX), and the Company's website on 13 May 2024.

Keterlibatan Pihak Independen dalam Perhitungan Suara

Penghitungan suara, pencatatan, dan penyusunan Berita Mata Acara Rapat dilakukan oleh Bapak Raden Mas Dendy Soebangil, S.H., M.Kn., Notaris di Jakarta.

Involvement of Independent Parties in Vote Counting

The process of vote calculations, recording of the meeting, and writing down the Minutes of the Meeting were all carried out by Mr. Raden Mas Dendy Soebangil, S.H., M.Kn., a Notary in Jakarta.

Anggota Dewan Komisaris dan Direksi Hadir dalam RUPS
Members of the Board of Commissioners and Board of Directors Present at the GMS

Nama Name	Jabatan Position
Dewan Komisaris | Board of Commissioners	
Djoko Suyanto	Presiden Komisaris (Komisaris Independen) President Commissioner (Independent Commissioner)
Tan Ek Kia*	Wakil Presiden Komisaris (Komisaris Independen) Vice President Commissioner (Independent Commissioner)
Agus Salim Pangestu*	Komisaris Commissioner
Lim Chong Thian*	Komisaris Commissioner
Thammasak Sethaudom*	Komisaris Commissioner
Tanawong Areeratchakul*	Komisaris Commissioner
Chatri Eamsobhana*	Komisaris Commissioner
Bandhit Thamprajamchit*	Komisaris Commissioner

Nama Name	Jabatan Position
Erry Riyana Hardjapamekas	Komisaris (Komisaris Independen) Commissioner (Independent Commissioner)
Rudy Suparman*	Komisaris Commissioner
Diana Arsiyanti*	Komisaris Commissioner
Direksi | Board of Directors	
Erwin Ciputra*	Presiden Direktur President Director
Pholavit Thiebpattama	Wakil Presiden Direktur Vice President Director
Baritono Prajogo Pangestu*	Wakil Presiden Direktur Vice President Director
Andre Khor Kah Hin*	Direktur Director
Fransiskus Ruly Aryawan	Direktur Director
Suryandi	Direktur Director
Sarayuth Voraprueksjaru	Direktur Director
Petch Niyomsen	Direktur Director
Anawat Chansaksoong*	Direktur Director
Suwit Wiwattanawanich*	Direktur Director
Phuping Taweesarp	Direktur Director
Boedijono Hadipoespito	Direktur Director
Edi Riva'i	Direktur Director
Raymond Budhin	Direktur Director

*) hadir secara *online* melalui video telekonferensi
present online via video teleconference

Agenda, Keputusan, dan Realisasi
Agenda Items, Resolutions, and Realizations

Keputusan Resolutions	Realisasi Realization
Agenda 1: Persetujuan Laporan Tahunan Perseroan dan Laporan Tugas Pengawasan Dewan Komisaris, serta pengesahan Laporan Keuangan Perseroan untuk tahun buku 2023. Agenda 1: Approval of the Company's Annual Report and the Board of Commissioners' Supervisory Report, and ratification of the Company's Financial Report for the 2023 fiscal year.	
Menyetujui dan menerima dengan baik Laporan Tahunan Perseroan tahun buku 2023 yang berakhir pada tanggal 31 Desember 2023, termasuk Laporan Direksi dan mengesahkan Laporan Tugas Pengawasan Dewan Komisaris untuk tahun buku 2023. Approved and accepted the Company's Annual Report for the 2023 fiscal year that ended on 31 December 2023. This included the Board of Directors' Report and ratifying the Board of Commissioners' Supervisory Report for the 2023 fiscal year.	Sudah Terealisasi Has been Realized

Keputusan Resolutions	Realisasi Realization
Menyetujui dan mengesahkan Laporan Keuangan Perseroan tahun buku 2023 yang telah diaudit oleh kantor Akuntan Publik "IMELDA & REKAN" dengan pendapat "Wajar Dalam Semua Hal Yang Material" sebagaimana ternyata dari laporannya No. 00094/2.1265/AU.1/04/1766-2/1/III/2024 tertanggal 26 Maret 2024. Approved and ratified the Company's Financial Report for the 2023 fiscal year audited by the Public Accounting Firm "IMELDA & REKAN" with the opinion "Fair in All Material Respects" as provided from its report No. 00094/2.1265/AU.1/04/1766-2/1/III/2024 dated 26 March 2024.	Sudah Terealisasi Has been Realized
Menyetujui memberikan pelunasan dan pembebasan tanggung jawab sepenuhnya ("*Volledig Acquit et de Charge*") kepada segenap anggota Direksi dan anggota Dewan Komisaris Perseroan atas tindakan kepengurusan dan pengawasan yang telah mereka jalankan selama tahun buku 2023, sejauh tindakan tersebut tercermin dalam Laporan Tahunan dan Laporan Keuangan Perseroan tersebut, kecuali perbuatan penipuan, penggelapan dan tindak pidana lainnya. Approved to grant full release and discharge of all obligations ("Volledig Acquit et de Charge") to all members of the Board of Directors and members of the Board of Commissioners of the Company for the managerial and supervisory actions they have carried out during the 2023 fiscal year, to the extent that such actions are reflected in the Company's Annual Report and Financial Statements, except for acts of fraud, embezzlement and other criminal acts.	Sudah Terealisasi Has been Realized
Pengambilan Keputusan Setuju : 82.755.724.930 suara (99,91333595%) Abstain : 71.593.372 suara (0,08643671%) Tidak Setuju : 188.300 suara (0,00022734%) **Decision-making** Approving : 82,755,724,930 votes (99.91333595%) Not Voting : 71,593,372 votes (0.08643671%) Non-approving : 188,300 votes (0.00022734%)	
Agenda 2: Penetapan gaji/honorarium dan tunjangan lainnya bagi anggota Dewan Komisaris dan Direksi Perseroan untuk tahun buku 2024. Agenda 2: Determination of salary/honorarium and other allowances for members of the Company's Board of Commissioners and Board of Directors for the 2024 fiscal year.	
Menetapkan gaji/honorarium dan tunjangan lainnya bagi segenap anggota Dewan Komisaris Perseroan termasuk Komisaris Independen yang secara keseluruhan setelah dipotong pajak penghasilan tidak melebihi jumlah USD1.500.000 (satu juta lima ratus ribu Dolar Amerika Serikat) per tahun terhitung sejak ditutupnya Rapat ini dan selanjutnya Rapat melimpahkan wewenang kepada Dewan Komisaris Perseroan untuk menentukan besarnya gaji/honorarium dan tunjangan lainnya bagi masing-masing anggota Dewan Komisaris. Determined the salary/honorarium and other remuneration for all members of the Company's Board of Commissioners including Independent Commissioners, which in total after income tax deductions did not exceed USD1,500,000 (one million five hundred thousand United States Dollars) per year as of the closing of this Meeting. The Meeting further delegated authority to the Company's Board of Commissioners to determine the amount of salary/honorarium and other remuneration for each member of the Board of Commissioners.	Sudah Terealisasi Has been Realized
Menyetujui melimpahkan wewenang kepada Dewan Komisaris Perseroan untuk menetapkan besarnya gaji/honorarium dan tunjangan lainnya bagi setiap anggota Direksi Perseroan. Approved to delegate authority to the Company's Board of Commissioners to determine the amount of salary/honorarium and other remuneration for each member of the Company's Board of Directors.	Sudah Terealisasi Has been Realized
Pengambilan Keputusan Setuju : 82.750.366.078 suara (99,90686606%) Abstain : 71.593.372 suara (0,08643671%) Tidak Setuju : 5.547.152 suara (0,00669723%) **Decision-making** Approving : 82,750,366,078 votes (99.90686606%) Not Voting : 71,593,372 votes (0.08643671%) Non-approving : 5,547,152 votes (0.00669723%)	

Keputusan Resolutions	**Realisasi** Realization
Agenda 3: Penunjukan Kantor Akuntan Publik untuk mengaudit Laporan Keuangan Perseroan tahun buku 2024. Agenda 3: Appointment of a Public Accounting Firm to audit the Company's Financial Statements for the 2024 fiscal year.	
Melimpahkan kewenangan dan kuasa atas penunjukan Kantor Akuntan Publik yang akan melakukan audit Laporan Keuangan Perseroan untuk tahun buku 2024 kepada Dewan Komisaris dengan kriteria bahwa Kantor Akuntan Publik yang nantinya akan ditunjuk harus tercatat dan terdaftar di Kementerian Keuangan dan Otoritas Jasa Keuangan Republik Indonesia. Delegated authority and proxy of the appointment of a Public Accounting Firm that was to audit the Company's Financial Statements for the 2024 fiscal year to the Board of Commissioners with the criteria that the Public Accounting Firm that was to be appointed had to be listed and registered with the Ministry of Finance and the Financial Services Authority of the Republic of Indonesia.	Sudah Terealisasi Has been Realized
Menyetujui memberikan kewenangan kepada Dewan Komisaris untuk menetapkan honorarium dan persyaratan penunjukan lainnya yang wajar bagi Kantor Akuntan Publik tersebut dan untuk menunjuk Akuntan Pengganti dari Kantor Akuntan Publik yang sama apabila karena sebab apa pun Akuntan Publik tersebut tidak dapat menyelesaikan audit Laporan Keuangan Perseroan. Approved to grant authority to the Board of Commissioners to determine the honorarium and other reasonable appointment requirements for the Public Accounting Firm and to appoint a Replacement Accountant from the same Public Accounting Firm if for any reason the Public Accountant is unable to complete the audit of the Company's Financial Statements.	Sudah Terealisasi Has been Realized
Pengambilan Keputusan Setuju : 82.747.505.445 suara (99,90341233%) Abstain : 71.593.372 suara (0,08643671%) Tidak Setuju : 8.407.785 suara (0,01015096%) **Decision-making** Approving : 82,747,505,445 votes (99.90341233%) Not Voting : 71,593,372 votes (0.08643671%) Non-approving : 8,407,785 votes (0.01015096%)	

Keputusan Resolutions	Realisasi Realization
Agenda 4: Perubahan penetapan penggunaan laba bersih Perseroan untuk tahun buku 2021. **Agenda 4: Changes in the determinination of the use of the Company's net profit for the 2021 fiscal year.**	
Menyetujui penggunaan laba bersih tahun buku 2021 yang dapat diatribusikan kepada Pemilik Entitas Induk, yang seluruhnya berjumlah US$152.121.187 (seratus lima puluh dua juta seratus dua puluh satu ribu seratus delapan puluh tujuh Dolar Amerika Serikat), sebagai berikut: 1. Sebesar US$3.000.000 (tiga juta Dolar Amerika Serikat) atau setara dengan kurang lebih 2% (dua persen) dari laba bersih tahun buku 2021 yang dapat diatribusikan kepada Pemilik Entitas Induk untuk disisihkan sebagai cadangan, sesuai dengan Pasal 70 ayat (1) UUPT; 2. Sebesar US$76.000.000 (tujuh puluh enam juta Dolar Amerika Serikat) atau setara dengan kurang lebih 50% (lima puluh persen) dari laba bersih tahun buku 2021 yang dapat diatribusikan kepada Pemilik Entitas Induk akan diberikan sebagai dividen tunai kepada Pemegang Saham Perseroan dan akan diperhitungkan dengan dividen interim sebesar US$65.000.000 (enam puluh lima juta Dolar Amerika Serikat) yang telah dibayarkan kepada Pemegang Saham pada tanggal 16 Juli 2021. Sehingga sisa pembayaran dividen tunai akan menjadi US$11.000.000 (sebelas juta Dolar Amerika Serikat) atau senilai US$0,000508603 (nol koma nol nol nol lima nol delapan enam nol tiga Dolar Amerika Serikat) per saham akan dibayarkan kepada Pemegang Saham Perseroan yang namanya tercatat dalam Daftar Pemegang Saham Perseroan pada tanggal 28 April 2022 (*recording date*) pukul 16.00 WIB; 3. Sebesar US$30.000.000 (tiga puluh juta Dolar Amerika Serikat) atau setara dengan kurang lebih 19,72% (sembilan belas koma tujuh puluh dua persen) dari laba bersih tahun buku 2021 yang dapat diatribusikan kepada Pemilik Entitas Induk akan diberikan sebagai tambahan dividen tunai kepada Pemegang Saham Perseroan atau senilai US$0,000346775 (nol koma nol nol nol tiga empat enam tujuh tujuh lima Dolar Amerika Serikat) per saham telah dibayarkan kepada Pemegang Saham Perseroan pada tanggal 21 Juni 2023, yang namanya tercatat dalam Daftar Pemegang Saham Perseroan pada tanggal 30 Mei 2023 (*recording date*) pukul 16.00 WIB; 4. Sebesar US$30.000.000 (tiga puluh juta Dolar Amerika Serikat) atau setara dengan kurang lebih 19,72% (sembilan belas koma tujuh dua persen) dari laba bersih tahun buku 2021 yang dapat diatribusikan kepada Pemilik Entitas Induk akan diberikan sebagai tambahan dividen tunai kepada Pemegang Saham Perseroan atau senilai US$0,000346775 (nol koma nol nol nol tiga empat enam tujuh tujuh lima Dolar Amerika Serikat) per saham akan dibayarkan kepada Pemegang Saham Perseroan yang namanya tercatat dalam Daftar Pemegang Saham Perseroan pada tanggal 5 April 2024 (*recording date*) pukul 16.00 WIB; dan 5. Sisanya sebesar US$13.121.187 (tiga belas juta seratus dua puluh satu ribu seratus delapan puluh tujuh Dolar Amerika Serikat) atau setara dengan kurang lebih 8,63% (delapan koma enam tiga persen) dari laba bersih tahun buku 2021 yang dapat diatribusikan kepada Pemilik Entitas Induk dicatat sebagai laba yang ditahan untuk membiayai kegiatan usaha Perseroan.	Sudah Terealisasi Has been Realized
Approved the following use of net profit for the 2021 fiscal year attributable to the Owners of the Parent Entity, totaling in at US$152,121,187 (one hundred fifty two million one hundred twenty one thousand one hundred eighty seven United States Dollars): 1. A total of US$3,000,000 (three million United States Dollars) or equivalent to approximately 2% (two percent) of the net profit for the 2021 fiscal year attributable to the Owners of the Parent Entity was to be set aside as reserves, in accordance with Article 70 paragraph (1) of Limited Liability Company Law (UUPT); 2. A total of US$76,000,000 (seventy-six million United States Dollars) or equivalent to approximately 50% (fifty percent) of the net profit for the 2021 fiscal year attributable to the Owners of the Parent Entity was to be distributed as cash dividends to the Company's Shareholders and was to be calculated with the interim dividend of US$65,000,000 (sixty-five million United States Dollars), which was paid to Shareholders on 16 July 2021. The remaining cash dividend payment was US$11,000,000 (eleven million United States Dollars) or equivalent to US$0.000508603 (zero point zero zero zero five zero eight six zero three United States Dollars) per share that was to be paid to the Company's Shareholders whose names are registered in the Company's Shareholders Register on 28 April 2022 (recording date) at 16.00 WIB; 3. A total amount of US$30,000,000 (thirty million United States Dollars) or equivalent to approximately 19.72% (nineteen point seventy two percent) of the net profit for the 2021 fiscal year attributable to the Owners of the Parent Entity was to be given as additional cash dividends to the Company's Shareholders, or an amount of US$0.000346775 (zero point zero zero zero three four six seven seven five United States Dollars) per share has been paid to the Company's Shareholders on 21 June 2023, whose names are recorded in the Company's Shareholders Register on 30 May 2023 (recording date) at 16.00 WIB; 4. A total amount of US$30,000,000 (thirty million United States Dollars) or equivalent to approximately 19.72% (nineteen point seven two percent) of the net profit for the 2021 fiscal year attributable to the Owners of the Parent Entity was be provided as additional cash dividends to the Company's Shareholders or an amount of US$0.000346775 (zero point zero zero zero three four six seven seven five United States Dollars) per share was to be paid to the Company's Shareholders whose names are registered in the Company's Shareholders Register on 5 April 2024 (recording date) at 16.00 WIB; and 5. The remaining US$13,121,187 (thirteen million one hundred twenty one thousand one hundred eighty seven United States Dollars) or equivalent to approximately 8.63% (eight point six three percent) of the net profit for the 2021 fiscal year attributable to the Owners of the Parent Entity was recorded as retained earnings to finance the Company's business activities.	

Keputusan Resolutions	**Realisasi** Realization
Menyetujui pemberian kuasa dan wewenang penuh kepada Direksi Perseroan untuk menentukan jadwal dan tata cara pelaksanaan pembagian dividen tunai tersebut serta mengumumkannya sesuai dengan peraturan perundang-undangan yang berlaku. Approved the granting of full power and authority to the Company's Board of Directors to determine the schedule and procedures for cash dividends distribution and to announce it in accordance with applicable laws and regulations.	Sudah Terealisasi Has been Realized
Pengambilan Keputusan Setuju : 82.755.579.209 suara (99,91316002%) Abstain : 71.795.372 suara (0,08643792%) Tidak Setuju : 333.021 suara (0,00040207%) **Decision-making** Approving : 82,755,579,209 votes (99.91316002%) Not Voting : 71,795,372 votes (0.08643792%) Non-approving : 333,021 votes (0.00040207%)	
Agenda 5: Pembahasan studi kelayakan atas rencana penambahan kegiatan usaha Perseroan. Agenda 5: Discussion of the feasibility studies on the Company's plan to add its business activities.	
Mata acara Rapat ini berupa pemaparan hasil studi kelayakan, sehingga tidak dilakukan pengambilan keputusan. The agenda of this Meeting was in the form of a presentation that showed the results of the feasibility study. As such, no decision-making was carried out.	
Agenda 6: Persetujuan perubahan Anggaran Dasar Perseroan. Agenda 6: Approval of changes to the Company's Articles of Association.	
Menyetujui untuk mengubah ketentuan Pasal 3 ayat 2 huruf B Anggaran Dasar Perseroan sesuai dengan usulan yang telah dibagikan kepada Pemegang Saham dan Kuasa Pemegang Saham. Approved to amend the provisions of Article 3 paragraph 2 letter B of the Company's Articles of Association in accordance with the proposals that have been distributed to Shareholders and Shareholders' Proxies.	Sudah Terealisasi Has been Realized
Menyetujui pemberian kuasa kepada Direksi Perseroan dengan hak substitusi untuk menyatakan keputusan Rapat ini, termasuk untuk menyusun dan menyatakan kembali seluruh ketentuan Anggaran Dasar Perseroan termasuk ketentuan Pasal 3 ayat 2 huruf B Anggaran Dasar Perseroan dalam Akta Notaris dan mengajukan permohonan persetujuan atau pemberitahuan atas pernyataan kembali ketentuan Pasal 3 Anggaran Dasar Perseroan tersebut kepada Menteri Hukum dan Hak Asasi Manusia Republik Indonesia, serta melakukan segala tindakan yang diperlukan sehubungan dengan hal tersebut. Approved the granting of power of attorney to the Company's Board of Directors with the right of substitution to declare the decisions of this Meeting. This included the ability to draft and restate all provisions of the Company's Articles of Association (including the provisions of Article 3 paragraph 2 letter B of the Company's Articles of Association) in a Notarial Deed and submit a request for approval or notification of the restatement of the provisions of Article 3 of the Company's Articles of Association to the Minister of Law and Human Rights of the Republic of Indonesia, and to take all necessary actions in connection with this matter.	Sudah Terealisasi Has been Realized
Pengambilan Keputusan Setuju : 82.755.724.930 suara (99,91333595%) Abstain : 71.594.372 suara (0,08643792%) Tidak Setuju : 187.300 suara (0,00022613%) **Decision-making** Approving : 82,755,724,930 votes (99.91333595%) Not Voting : 71,594,372 votes (0.08643792%) Non-approving : 187,300 votes (0.00022613%)	

Keputusan Resolutions	Realisasi Realization
Agenda 7: Persetujuan pemisahan unit usaha pelabuhan, dermaga dan fasilitas penyimpanan Perseroan sebagaimana dimaksud dalam Pasal 135 ayat (1) huruf b UUPT. Agenda 7: Approval of the spin-off of the Company's jetty, tank and storage facility business units as referred to in Article 135 paragraph (1) letter b of the Limited Liability Company Law (UUPT).	
Menyetujui pemisahan unit usaha pelabuhan, dermaga dan fasilitas penyimpanan Perseroan dengan memenuhi ketentuan peraturan yang berlaku, termasuk namun tidak terbatas pada Pasal 135 ayat (1) huruf b dan ayat (3) UUPT dan/atau Peraturan Menteri Keuangan No. 52/PMK.010/2017 tentang Penggunaan Nilai Buku atas Pengalihan dan Perolehan Harta Dalam Rangka Penggabungan, Peleburan, Pemekaran, atau Pengambilalihan Usaha sebagaimana terakhir diubah dengan Peraturan Menteri Keuangan No. 56/PMK.010/2021 dengan melakukan pemisahan aktiva dan pasiva kepada PT Chandra Pelabuhan Nusantara serta pelaksanaan seluruh akibat yang timbul dari pemisahan tersebut. Approved the spin-off of the Company's port, jetty, and storage facility business units by complying with the provisions of applicable regulations, including but not limited to Article 135 paragraph (1) letter b and paragraph (3) of the Limited Liability Company Law (UUPT) and/or Regulation of the Minister of Finance No. 52/PMK.010/2017 concerning the Use of Book Value for the Transfer and Acquisition of Assets in the Context of Mergers, Amalgamations, Expansions, or Acquisitions of Businesses as last amended by Regulation of the Minister of Finance No. 56/PMK.010/2021. This separation spin-off was to be done by separating assets and liabilities to PT Chandra Pelabuhan Nusantara and implementing all consequences arising from this spin-off.	Sudah Terealisasi Has been Realized
Menyetujui rancangan pemisahan berikut seluruh perubahan atau tambahannya yang telah dipersiapkan dan diterbitkan/diumumkan oleh Perseroan. Approved the spin-off plan including all changes or additions that have been prepared and published/announced by the Company.	Sudah Terealisasi Has been Realized
Memberikan kewenangan kepada Direksi Perseroan dengan hak substitusi untuk menetapkan, menyetujui serta menandatangani akta pemisahan berikut seluruh perubahan atau tambahannya (jika ada) serta dokumen-dokumen terkait lainnya, termasuk menetapkan waktu pelaksanaan penandatanganan akta pemisahan serta dokumen-dokumen terkait lainnya tersebut. Granted authority to the Company's Board of Directors with the right of substitution to determine, approve and sign a deed of spin-off, including all changes or additions (if any) and other related documents, such as determining the time for signing the deed of spin-off and other related documents.	Sudah Terealisasi Has been Realized
Menyetujui pelaksanaan pembelian kembali saham (*buyback*) oleh Perseroan dalam rangka pemenuhan ketentuan Pasal 62 UUPT, berdasarkan tata cara dan metode sesuai dengan perundang-undangan yang berlaku dan memberikan kewenangan kepada Direksi Perseroan untuk menentukan prosedur dan tata cara serta syarat dan ketentuan pembelian kembali saham Perseroan dari Pemegang Saham Perseroan yang tidak menyetujui rencana pemisahan dan yang telah menyatakan kehendaknya untuk menjual saham miliknya dalam Perseroan sesuai dengan ketentuan peraturan perundang-undangan yang berlaku. Approved the implementation of a buyback of shares by the Company in order to fulfill the provisions of Article 62 of the Limited Liability Company Law (UUPT), based on the procedures and methods in accordance with applicable laws and regulations. The Company's Board of Directors was also granted authority to determine the procedures and methods as well as the terms and conditions for the buyback of the Company's shares from the Company's Shareholders that did not approve the spin-off plan and that have expressed their desire to sell their shares in the Company in accordance with the provisions of applicable laws and regulations.	Sudah Terealisasi Has been Realized
Menyetujui dan memberikan kuasa dengan hak substitusi, baik sebagian maupun seluruhnya, kepada Direksi Perseroan untuk melakukan penundaan atau pembatalan rencana pemisahan dalam hal terjadi keadaan yang merugikan Perseroan. Approved and granted power with the right of substitution, either in part or in full, to the Company's Board of Directors to postpone or cancel the spin-off plan in the event of circumstances that were detrimental to the Company.	Sudah Terealisasi Has been Realized

Keputusan Resolutions	**Realisasi** Realization
Menyetujui dan memberikan kuasa dengan hak substitusi, baik sebagian maupun seluruhnya, kepada Direksi Perseroan untuk melaksanakan segala tindakan yang diperlukan sehubungan dengan rencana pemisahan, termasuk namun tidak terbatas pada melakukan tindakan-tindakan lain yang diperlukan dan/atau disyaratkan guna melaksanakan dan menyelesaikan hal-hal tersebut di atas serta guna mencapai maksud dan tujuan dari keputusan-keputusan yang diambil oleh Pemegang Saham Perseroan berdasarkan dan sebagaimana yang tercantum dalam keputusan Rapat, termasuk tindakan-tindakan yang dikuasakan kepada Direksi dan menyelesaikan segala sesuatu yang berkaitan dengan setiap atau seluruh hal tersebut, termasuk, namun tidak terbatas pada, menghadap atau hadir di hadapan Notaris, kementerian, badan pemerintahan atau atau pihak lain; memberikan, mendapatkan dan/atau menerima keterangan dan/atau dokumen apa pun; maupun membuat, menyebabkan dibuatnya, memberi paraf pada dan/atau menandatangani dokumen apa pun, termasuk amandemen, perubahan, variasi dan tambahan apa pun atas dokumen-dokumen tersebut. Approved and granted power with substitution rights, either in part or in full, to the Company's Board of Directors to carry out all necessary actions in connection with the planned spin-off. This included (but was not limited to) carrying out other actions necessary and/or required to implement and complete the matters mentioned above and to achieve the intent and objectives of the decisions taken by the Company's Shareholders, which were based on and were stated within the Meeting's resolutions. This included actions authorized to the Board of Directors and the authority to complete everything related to each or all of these matters, including, but not limited to, appearing before a Notary, ministry, government agency or other party; providing, obtaining and/or receiving any information and/or documents; or making, creating, initialing and/or signing any documents, including any amendments, changes, variations and additions to such documents.	Sudah Terealisasi Has been Realized
Menyetujui segala tindakan yang akan diambil oleh Direksi Perseroan sehubungan dengan penandatanganan, penyampaian, dan pelaksanaan oleh Perseroan atas segala hal, keputusan, akta, dokumen, dan pengungkapan (baik yang dibuat di bawah tangan atau di hadapan Notaris), untuk pelaksanaan rencana pemisahan, termasuk untuk memperoleh seluruh persetujuan yang dipersyaratkan dan untuk pelaporan kepada instansi yang berwenang di Indonesia. Approved all actions to be taken by the Company's Board of Directors in connection with the signing, delivery, and implementation by the Company of all matters, decisions, deeds, documents, and disclosures (whether made privately or before a Notary) for the implementation of the spin-off plan, including the authority to obtain all required approvals and for reporting to the competent authorities in Indonesia.	Sudah Terealisasi Has been Realized
Pengambilan Keputusan Setuju : 82.755.725.930 suara (99,91333716%) Abstain : 71.593.372 suara (0,08643671%) Tidak Setuju : 187.300 suara (0,00022613%) **Decision-making** Approving : 82,755,725,930 votes (99.91333716%) Not Voting : 71,593,372 votes (0.08643671%) Non-approving : 187,300 votes (0.00022613%)	

Keputusan Resolutions	**Realisasi** Realization
Agenda 8: Persetujuan perubahan susunan pengurus Perseroan. Agenda 8: Approval of changes to the composition of the Company's management.	
Menyetujui pengangkatan anggota Direksi dan Dewan Komisaris Perseroan untuk masa jabatan yang baru, sehingga terhitung sejak ditutupnya Rapat ini sampai dengan ditutupnya RUPS Tahunan Perseroan yang akan diadakan pada tahun 2027, susunan anggota Direksi dan Dewan Komisaris Perseroan adalah sebagai berikut: Approved the appointment of members of the Board of Directors and Board of Commissioners of the Company for a new term of office. As a result, starting from the closing of this Meeting until the closing of the Company's Annual GMS to be held in 2027, the composition of the members of the Board of Directors and Board of Commissioners of the Company is to be as follows: **Direksi |** Board of Directors**:** Presiden Direktur | President Director : Bapak Erwin Ciputra Wakil Presiden Direktur | Vice President Director : Bapak Pholavit Thiebpattama Wakil Presiden Direktur | Vice President Director : Bapak Baritono Prajogo Pangestu Direktur | Director : Bapak Andre Khor Kah Hin Direktur | Director : Bapak Prapote Stianpapong Direktur | Director : Bapak Fransiskus Ruly Aryawan Direktur | Director : Bapak Suryandi Direktur | Director : Bapak Sarayuth Vorapruekjaru Direktur | Director : Bapak Petch Niyomsen Direktur | Director : Bapak Anawat Chansaksoong Direktur | Director : Bapak Suwit Wiwattanawanich Direktur | Director : Bapak Phuping Taweesarp Direktur | Director : Bapak Boedijono Hadipoespito Direktur | Director : Bapak Edi Riva'i Direktur | Director : Bapak Raymond Budhin **Dewan Komisaris |** Board of Commissioners**:** Presiden Komisaris | President Commissioner : Bapak Djoko Suyanto (merangkap Komisaris Independen | concurrently as an Independent Commissioner) Wakil Presiden Komisaris | Vice President Commissioner : Bapak Tan Ek Kia (merangkap Komisaris Independen & Ketua Komite Audit | concurrently as an Independent Commissioner and Audit Committee Chairman) Komisaris | Commissioner : Bapak Ho Hon Cheong (merangkap Komisaris Independen | concurrently as an Independent Commissioner) Komisaris | Commissioner : Bapak Agus Salim Pangestu Komisaris | Commissioner : Bapak Lim Chong Thian Komisaris | Commissioner : Bapak Mongkol Hengrojanasophon Komisaris | Commissioner : Ibu Chantanida Sarigaphuti Komisaris | Commissioner : Bapak Sakchai Patiparnpreechavud Komisaris | Commissioner : Bapak Bandhit Thamprajamchit Komisaris | Commissioner : Bapak Santi Wasanasiri	Sudah Terealisasi Has been Realized
Menyetujui untuk memberikan kuasa dengan hak substitusi kepada Direksi Perseroan untuk menandatangani akta Pernyataan Keputusan Rapat tentang perubahan susunan pengurus Perseroan tersebut di hadapan Notaris dan untuk selanjutnya memberitahukannya kepada Menteri Hukum dan Hak Asasi Manusia Republik Indonesia dan mendaftarkannya dalam Daftar Perusahaan, serta melakukan segala tindakan yang diperlukan sesuai dengan peraturan perundang-undangan Republik Indonesia. Approved the granting of the power of attorney with the right of substitution to the Board of Directors of the Company to sign a Deed of Statement of Meeting Resolutions regarding changes in the composition of the Company's management before a Notary and to subsequently notify the Minister of Law and Human Rights of the Republic of Indonesia and register it in the Company Register, and take all necessary actions in accordance with the laws and regulations of the Republic of Indonesia.	Sudah Terealisasi Has been Realized

Keputusan Resolutions	**Realisasi** Realization
Pengambilan Keputusan Setuju : 82.675.379.531 suara (99,81633267%) Abstain : 76.953.224 suara (0,09290781%) Tidak Setuju : 75.173.847 suara (0,09075952%) **Decision-making** Approving : 82,675,379,531 votes (99.81633267%) Not Voting : 76,953,224 votes (0.09290781%) Non-approving : 75,173,847 votes (0.09075952%)	
Agenda 9: Penyampaian Laporan Realisasi Penggunaan Dana Hasil Penawaran Umum Terbatas III Tahun 2021 dan Obligasi Berkelanjutan IV Chandra Asri Petrochemical Tahap III Tahun 2023. Agenda 9: Submission of the Report on the Realization of the Use of Proceeds from the Limited Public Offering III of 2021 and the Shelf Registration Bonds IV Chandra Asri Petrochemical Tranche III of 2023.	
Mata acara Rapat ini hanya bersifat laporan, sehingga tidak dilakukan pengambilan keputusan. The agenda of this Meeting was only a report, therefore no resolutions were made.	

RUPS Luar Biasa | Extraordinary GMS
23 Oktober 2024 | 23 October 2024

Pemberitahuan kepada Regulator Notification to Regulators	**Pengumuman** Announcement	**Pemanggilan** Invitation	**Penyelenggaraan** Implementation	**Pengumuman Hasil** Announcement of Resolutions
Melalui Surat No. 168/LGC-DOC/CAP/IX/2024 tanggal 6 September 2024. Through Letter No. 168/LGC-DOC/CAP/IX/2024 dated 6 September 2024.	Melalui situs web PT Kustodian Sentral Efek Indonesia (KSEI), situs Bursa Efek Indonesia (BEI), dan situs web Perseroan tanggal 13 September 2024. Through the websites of PT Kustodian Sentral Efek Indonesia (KSEI), the Indonesia Stock Exchange (IDX), and the Company's website on 13 September 2024.	Melalui situs web PT Kustodian Sentral Efek Indonesia (KSEI), situs Bursa Efek Indonesia (BEI), dan situs web Perseroan tanggal 1 Oktober 2024. Through the websites of PT Kustodian Sentral Efek Indonesia (KSEI), the Indonesia Stock Exchange (IDX), and the Company's website on 1 October 2024.	Tanggal 23 Oktober 2024 Pukul 14.15-14.30 WIB di Wisma Barito Pacific, Tower B, Lantai M Jalan Letnan Jenderal S. Parman Kaveling 62-63, Jakarta 11410. On 23 October 2024, from 14:15 to 14:30 WIB at Wisma Barito Pacific, Tower B, Floor M, Jalan Letnan Jenderal S. Parman Kaveling 62-63, Jakarta 11410.	Melalui situs web PT Kustodian Sentral Efek Indonesia (KSEI), situs Bursa Efek Indonesia (BEI), dan situs web Perseroan tanggal 25 Oktober 2024. Through the websites of PT Kustodian Sentral Efek Indonesia (KSEI), the Indonesia Stock Exchange (IDX), and the Company's website on 25 October 2024.

Keterlibatan Pihak Independen dalam Perhitungan Suara

Penghitungan suara, pencatatan, dan penyusunan Berita Mata Acara Rapat dilakukan oleh Notaris Jose Dima Satria, S.H., M.Kn.

Involvement of Independent Parties in Vote Counting

The process of counting votes, recording the meeting, and writing down the Minutes of the Meeting were carried out by Notary Jose Dima Satria, S.H., M.Kn.

Anggota Dewan Komisaris dan Direksi Hadir dalam RUPS
Members of the Board of Commissioners and Board of Directors Present at the GMS

Nama Name	**Jabatan** Position
Dewan Komisaris | Board of Commissioners	
Djoko Suyanto	Presiden Komisaris (Komisaris Independen) President Commissioner (Independent Commissioner)
Ho Hon Cheong*	Komisaris (Komisaris Independen) Commissioner (Independent Commissioner)
Lim Chong Thian*	Komisaris Commissioner
Santi Wasanasiri*	Komisaris Commissioner
Direksi | Board of Directors	
Pholavit Thiebpattama	Wakil Presiden Direktur Vice President Director
Baritono Prajogo Pangestu	Wakil Presiden Direktur Vice President Director
Andre Khor Kah Hin*	Direktur Director
Fransiskus Ruly Aryawan	Direktur Director
Suryandi	Direktur Director
Sarayuth Vorapruekjaru*	Direktur Director
Petch Niyomsen	Direktur Director
Anawat Chansaksoong	Direktur Director
Phuping Taweesarp	Direktur Director
Boedijono Hadipoespito*	Direktur Director
Edi Riva'i	Direktur Director
Raymond Budhin	Direktur Director

*) hadir secara online melalui video telekonferensi
present online via video teleconference

Agenda, Keputusan, dan Realisasi
Agenda Items, Decisions, and Realizations

Keputusan Resolutions	**Realisasi** Realization
Agenda: Persetujuan perubahan susunan pengurus Perseroan. Agenda: Approval of changes to the Company's management.	
Menyetujui pengunduran diri Bapak Mongkol Hengrojanasophon dari jabatannya selaku Komisaris Perseroan, dan Bapak Prapote Stianpapong dari jabatannya selaku Direktur Perseroan, terhitung sejak ditutupnya Rapat ini, serta mengucapkan terima kasih atas jasa-jasa yang telah diberikan kepada Perseroan selama masa jabatannya dan memberikan pelunasan dan pembebasan tanggung jawab sepenuhnya ("*Volledig Acquit et de Charge*") kepada Bapak Mongkol Hengrojanasophon dan Bapak Prapote Stianpapong atas tindakan kepengurusan dan pengawasan yang telah dijalankan sampai dengan ditutupnya Rapat ini, sejauh tindakan tersebut tercermin dalam Laporan Tahunan dan Laporan Keuangan Perseroan Tahun Buku 2024 yang akan disampaikan dan disetujui dalam Rapat Umum Pemegang Saham Tahunan Perseroan yang akan diadakan pada tahun 2025, kecuali perbuatan penipuan, penggelapan dan tindak pidana lainnya. Approved the resignation of Mr. Mongkol Hengrojanasophon from his position as Commissioner of the Company, and Mr. Prapote Stianpapong from his position as Director of the Company. These resignations were effective as of the closing of this Meeting. The Company also expressed gratitude for the services rendered to the Company during their tenure and granted full release and discharge of responsibility ("Volledig Acquit et de Charge") to Mr. Mongkol Hengrojanasophon and Mr. Prapote Stianpapong for their supervisory and managerial actions carried out until the closing of this Meeting, to the extent that such actions were reflected in the Company's Annual Report and Financial Statements for the 2024 Fiscal Year (which will be submitted and approved at the Company's Annual General Meeting of Shareholders that will be held in 2025), except for acts of fraud, embezzlement and other criminal acts.	Sudah Terealisasi Has been Realized
Menyetujui pengangkatan Bapak Suracha Udomsak sebagai Komisaris Perseroan yang baru dan Bapak Jirathpol Sunsap sebagai Direktur Perseroan yang baru, sehingga terhitung sejak ditutupnya Rapat ini sampai dengan ditutupnya Rapat Umum Pemegang Saham Tahunan Perseroan yang akan diadakan pada tahun 2027, susunan anggota Direksi dan Dewan Komisaris Perseroan adalah sebagai berikut: Approved the appointment of Mr. Suracha Udomsak as the new Commissioner of the Company and Mr. Jirathpol Sunsap as the new Director of the Company. As a result, from the closing of this Meeting until the closing of the Annual General Meeting of Shareholders of the Company to be held in 2027, the composition of the members of the Board of Directors and Board of Commissioners of the Company was to be as follows:	

Keputusan Resolutions	Realisasi Realization
Direksi | Board of Directors**:** Presiden Direktur | President Director : Bapak Erwin Ciputra Wakil Presiden Direktur | Vice President Director : Bapak Pholavit Thiebpattama Wakil Presiden Direktur | Vice President Director : Bapak Baritono Prajogo Pangestu Direktur | Director : Bapak Andre Khor Kah Hin Direktur | Director : Bapak Jirathpol Sunsap Direktur | Director : Bapak Fransiskus Ruly Aryawan Direktur | Director : Bapak Suryandi Direktur | Director : Bapak Sarayuth Vorapruekjaru Direktur | Director : Bapak Petch Niyomsen Direktur | Director : Bapak Anawat Chansaksoong Direktur | Director : Bapak Suwit Wiwattanawanich Direktur | Director : Bapak Phuping Taweesarp Direktur | Director : Bapak Boedijono Hadipoespito Direktur | Director : Bapak Edi Riva'i Direktur | Director : Bapak Raymond Budhin **Dewan Komisaris |** Board of Commissioner**:** Presiden Komisaris (merangkap Komisaris Independen) | President Commissioner (concurrently as Independent Commissioner): Bapak Djoko Suyanto Wakil Presiden Komisaris (merangkap Komisaris Independen & Ketua Komite Audit) | Vice President Commissioner (concurrently as Independent Commissioner & Chairman of the Audit Committee): Bapak Tan Ek Kia Komisaris (merangkap Komisaris Independen | Commissioner (concurrently as Independent Commissioner): Bapak Ho Hon Cheong Komisaris | Commissioner : Bapak Agus Salim Pangestu Komisaris | Commissioner : Bapak Lim Chong Thian Komisaris | Commissioner : Bapak Suracha Udomsak Komisaris | Commissioner : Ibu Chantanida Sarigaphuti Komisaris | Commissioner : Bapak Sakchai Patiparnpreechavud Komisaris | Commissioner : Bapak Bandhit Thamprajamchit Komisaris | Commissioner : Bapak Santi Wasanasiri	Sudah Terealisasi Has been Realized
Menyetujui untuk memberikan kuasa dengan hak substitusi kepada Direksi Perseroan untuk menandatangani akta Pernyataan Keputusan Rapat tentang perubahan susunan pengurus Perseroan tersebut di hadapan Notaris dan untuk selanjutnya memberitahukannya kepada Menteri Hukum dan Hak Asasi Manusia Republik Indonesia dan mendaftarkannya dalam Daftar Perusahaan, serta melakukan segala tindakan yang diperlukan sesuai dengan peraturan perundang-undangan Republik Indonesia. Approved to grant power of attorney with the right of substitution to the Company's Board of Directors to sign the Deed of Statement of Meeting Resolutions regarding changes in the composition of the Company's management before a Notary and to subsequently notify the Minister of Law and Human Rights of the Republic of Indonesia and register it in the Company Register, and to take all necessary actions in accordance with laws and regulations of the Republic of Indonesia.	Sudah Terealisasi Has been Realized
Pengambilan Keputusan Setuju : 81.403.236.394 suara (98,92792944%) Abstain : 44.963.730 suara (0,05464363%) Tidak Setuju : 837.193.753 suara (1,01742693%) **Decision-making** Approving : 81,403,236,394 votes (98.92792944%) Not Voting : 44,963,730 votes (0.05464363%) Non-approving : 837,193,753 votes (1.01742693%)	

PELAKSANAAN RUPS TAHUN SEBELUMNYA (TAHUN 2023)

PRIOR YEAR'S GMS IMPLEMENTATION (2023)

RUPS Luar Biasa | Extraordinary GMS
12 Januari 2023 | 12 January 2023

Pemberitahuan kepada Regulator Notification to Regulators	Pengumuman Announcement	Pemanggilan Invitation	Penyelenggaraan Implementation	Pengumuman Hasil Announcement of Resolutions
Melalui surat No. 149/ LGC-DOC/CAP/ XI/2022 tertanggal 29 November 2022. Through Letter No. 149/ LGC-DOC/CAP/XI/2022 dated 29 November 2022.	Melalui situs web PT Kustodian Sentral Efek Indonesia (KSEI), situs Bursa Efek Indonesia (BEI), dan situs web Perseroan tanggal 6 Desember 2022. Through the websites of PT Kustodian Sentral Efek Indonesia (KSEI), the Indonesia Stock Exchange (IDX), and the Company's website on 6 December 2022.	Melalui situs web PT Kustodian Sentral Efek Indonesia (KSEI), situs Bursa Efek Indonesia (BEI), dan situs web Perseroan tanggal 21 Desember 2022. Through the websites of PT Kustodian Sentral Efek Indonesia (KSEI), the Indonesia Stock Exchange (IDX), and the Company's website on 21 December 2022.	Tanggal 12 Januari 2023 Pukul 14.12 WIB-14.30 WIB di Wisma Barito Pacific, Lantai M Jalan Letnan Jenderal S. Parman Kaveling 62-63, Jakarta 11410. On 12 January 2023, from 14:12 to 14:30 WIB at Wisma Barito Pacific, Floor M, Jalan Letnan Jenderal S. Parman Kaveling 62-63, Jakarta 11410.	Melalui situs web PT Kustodian Sentral Efek Indonesia (KSEI), situs Bursa Efek Indonesia (BEI), dan situs web Perseroan tanggal 13 Januari 2023. Through the websites of PT Kustodian Sentral Efek Indonesia (KSEI), the Indonesia Stock Exchange (IDX), and the Company's website on 13 January 2023.

Keterlibatan Pihak Independen dalam Perhitungan Suara

Penghitungan suara, pencatatan, dan penyusunan Berita Mata Acara Rapat dilakukan oleh Notaris Bapak Jose Dima Satria, S.H., M.Kn.

Involvement of Independent Parties in Vote Counting

The process of counting votes, recording the meeting, and writing down the Minutes of the Meeting Agenda were carried out by Notary Mr. Jose Dima Satria, S.H., M.Kn.

Anggota Dewan Komisaris dan Direksi Hadir dalam RUPS
Members of the Board of Commissioners and Board of Directors Present at the GMS

Nama Name	Jabatan Position
Dewan Komisaris | Board Of Commissioners	
Djoko Suyanto	Presiden Komisaris (Komisaris Independen) President Commissioner (Independent Commissioner)
Tan Ek Kia*	Wakil Presiden Komisaris (Komisaris Independen & Ketua Komite Audit) Vice President Commissioner (Independent Commissioner & Chairman of Audit Committee)
Ho Hon Cheong*	Komisaris (Komisaris Independen) Commissioner (Independent Commissioner)
Agus Salim Pangestu*	Komisaris Commissioner
Lim Chong Thian*	Komisaris Commissioner
Wirat Uanarumit*	Komisaris Commissioner
Santi Wasanasiri*	Komisaris Commissioner
Surong Bulakul*	Komisaris (Komisaris Independen) Commissioner (Independent Commissioner)
Erry Riyana Hardjapamekas*	Komisaris (Komisaris Independen) Commissioner (Independent Commissioner)
Rudy Suparman	Komisaris Commissioner

Nama Name	**Jabatan** Position
Direksi | Board Of Directors	
Erwin Ciputra*	Presiden Direktur President Director
Krit Bunnag	Wakil Presiden Direktur Vice President Director
Baritono Prajogo Pangestu*	Wakil Presiden Direktur Vice President Director
Andre Khor Kah Hin*	Direktur Director
Fransiskus Ruly Aryawan	Direktur Director
Prapote Stianpapong	Direktur Director
Suryandi	Direktur Director
Pholavit Thiebpattama*	Direktur Director
Petch Niyomsen	Direktur Director
Nattapong Tumsaroj*	Direktur Director
Suwit Wiwattanawanich	Direktur Director
Phuping Taweesarp	Direktur Director
Boediono Hadipoespito	Direktur Director
Edi Riva'i	Direktur Director
Raymond Budhin	Direktur Director

* Hadir secara *online* melalui video telekonferensi
Present online via video teleconference

Agenda, Keputusan, dan Realisasi
Agenda Items, Decisions, and Realizations

Keputusan Resolutions	**Realisasi** Realization
Agenda 1: Persetujuan perubahan susunan pengurus Perseroan Agenda 1: Approval of changes to the Company's management composition	
Menyetujui pengunduran diri Bapak Wirat Uanarumit dari jabatannya selaku Komisaris Perseroan terhitung sejak ditutupnya Rapat ini, serta mengucapkan terima kasih atas jasa-jasa yang telah diberikan kepada Perseroan selama masa jabatannya dan memberikan pelunasan dan pembebasan tanggung jawab sepenuhnya ("*Volledig Acquit et de Charge*") kepada Bapak Wirat Uanarumit atas tindakan pengawasan yang telah dijalankan sampai dengan ditutupnya Rapat ini, sejauh tindakan tersebut tercermin dalam Laporan Tahunan dan Laporan Keuangan Perseroan Tahun Buku 2022 yang akan disampaikan dan disetujui dalam Rapat Umum Pemegang Saham Tahunan Perseroan yang akan diadakan pada tahun 2023, kecuali perbuatan penipuan, penggelapan dan tindak pidana lainnya. Approved the resignation of Mr. Wirat Uanarumit from his position as Commissioner of the Company as of the closing of this Meeting, and expressed gratitude for the services he has provided to the Company during his term of office. The Company also granted full release and discharge of responsibility ("Volledig Acquit et de Charge") to Mr. Wirat Uanarumit for his supervisory actions that he has carried out until the closing of this Meeting, to the extent that these actions are reflected in the Company's Annual Report and Financial Report for the 2022 Fiscal Year (which will be submitted and approved at the Company's Annual General Meeting of Shareholders that was to be held in 2023), except for acts of fraud, embezzlement and other criminal acts.	Sudah Terealisasi Has been Realized

Keputusan Resolutions	**Realisasi** Realization
Menyetujui pengangkatan Bapak Bandhit Thamprajamchit dan Ibu Diana Arsiyanti sebagai Komisaris Perseroan yang baru, sehingga terhitung sejak ditutupnya Rapat ini sampai dengan ditutupnya Rapat Umum Pemegang Saham Tahunan Perseroan yang akan diadakan pada tahun 2024 susunan anggota Direksi dan Dewan Komisaris Perseroan adalah sebagai berikut: Approved the appointment of Mr. Bandhit Thamprajamchit and Mrs. Diana Arsiyanti as the new Commissioners of the Company. As a result, from the closing of this Meeting until the closing of the Company's Annual General Meeting of Shareholders that was to be held in 2024, the composition of the members of the Board of Directors and Board of Commissioners of the Company was to be as follows: **Direksi |** Board of Directors: Presiden Direktur | President Director : Bapak Erwin Ciputra Wakil Presiden Direktur | Vice President Director : Bapak Krit Bunnag Wakil Presiden Direktur | Vice President Director : Bapak Baritono Prajogo Pangestu Direktur | Director : Bapak Andre Khor Kah Hin Direktur | Director : Bapak Prapote Stianpapong Direktur | Director : Bapak Fransiskus Ruly Aryawan Direktur | Director : Bapak Suryandi Direktur | Director : Bapak Pholavit Thiebpattama Direktur | Director : Bapak Petch Niyomsen Direktur | Director : Bapak Nattapong Tumsaroj Direktur | Director : Bapak Suwit Wiwattanawanich Direktur | Director : Bapak Phuping Taweesarp Direktur | Director : Bapak Boedijono Hadipoespito Direktur | Director : Bapak Edi Riva'i Direktur | Director : Bapak Raymond Budhin **Dewan Komisaris |** Board of Commissioners: Presiden Komisaris (Komisaris Independen) | President Commissioner (Independent Commissioner) : Bapak Djoko Suyanto Wakil Presiden Komisaris (Komisaris Independen dan Ketua Komite Audit | Vice President Commissioner (Independent Commissioner and Chairman of the Audit Committee): Bapak Tan Ek Kia Komisaris (Komisaris Independen) | Commissioner (Independent Commissioner): Bapak Ho Hon Cheong Komisaris | Commissioner : Bapak Agus Salim Pangestu Komisaris | Commissioner : Bapak Lim Chong Thian Komisaris | Commissioner : Bapak Thammasak Sethaudom Komisaris | Commissioner : Bapak Tanawong Areeratchakul Komisaris | Commissioner : Bapak Sakchai Patiparnpreechavud Komisaris | Commissioner : Bapak Kulachet Dharachandra Komisaris | Commissioner : Bapak Bandhit Thamprajamchit Komisaris | Commissioner : Bapak Santi Wasanasiri Komisaris (Komisaris Independen) | Commissioner (Independent Commissioner) : Bapak Surong Bulakul Komisaris (Komisaris Independen) | Commissioner (Independent Commissioner) : Bapak Erry Riyana Hardjapamekas Komisaris | Commissioner : Bapak Rudy Suparman Komisaris | Commissioner : Ibu Diana Arsiyanti	Sudah Terealisasi Has been Realized
Menyetujui untuk memberikan kuasa dengan hak substitusi kepada Direksi Perseroan untuk menandatangani akta Pernyataan Keputusan Rapat tentang perubahan susunan pengurus tersebut di hadapan Notaris dan untuk selanjutnya memberitahukan kepada Menteri Hukum dan Hak Asasi Manusia Republik Indonesia dan mendaftarkannya dalam Daftar Perusahaan, serta melakukan segala tindakan yang diperlukan sesuai dengan peraturan perundang-undangan Republik Indonesia. Approved the granting of power of attorney with substitution rights to the Board of Directors The Company to sign the Deed of Statement of Meeting Resolutions regarding changes in the composition of the management before a Notary and to further notify the Minister of Law and Human Rights of the Republic of Indonesia and register this change in the Company Register, and to take all necessary actions in accordance with laws and regulations of the Republic of Indonesia.	Sudah Terealisasi Has been Realized

Keputusan Resolutions	Realisasi Realization
Pengambilan Keputusan Setuju : 82.186.884.031 suara (99,99177996%) Abstain : 6.003.658 suara (0,00730429%) Tidak Setuju : 752.696 suara (0,00091576%) **Decision-making** Approving: 82,186,884,031 votes (99.99177996%) Not Voting: 6,003,658 votes (0.00730429%) Non-approving: 752,696 votes (0.00091576%)	

RUPS Tahunan 17 Mei 2023
Annual GMS 17 May 2023

Pemberitahuan kepada Regulator Notification to Regulators	Pengumuman Announcement	Pemanggilan Invitation	Penyelenggaraan Implementation	Pengumuman Hasil Announcement of Resolutions
Melalui surat No.033/LGC-DOC/CAP/III/2023 tanggal 27 Maret 2023. Through Letter No.033/LGC-DOC/CAP/III/2023 dated 27 March 2023.	Melalui situs web PT Kustodian Sentral Efek Indonesia (KSEI), situs Bursa Efek Indonesia (BEI), dan situs web Perseroan tanggal 3 April 2023. Through the websites of PT Kustodian Sentral Efek Indonesia (KSEI), the Indonesia Stock Exchange (IDX), and the Company's website on 3 April 2023.	Melalui situs web PT Kustodian Sentral Efek Indonesia (KSEI), situs Bursa Efek Indonesia (BEI), dan situs web Perseroan tanggal 18 April 2023. Through the websites of PT Kustodian Sentral Efek Indonesia (KSEI), the Indonesia Stock Exchange (IDX), and the Company's website on 18 April 2023.	Tanggal 17 Mei 2023 Pukul 14.11-15.12 WIB di Wisma Barito Pacific II, Ruang Auditorium, Lantai Mezzanine, Jl. Let. Jend. S. Parman Kaveling 60, Jakarta Barat 11410. On 17 May 2023, from 14:11 to 15:12 WIB at Wisma Barito Pacific II, Auditorium Room, Mezzanine Floor, Jl. Let. Jend. S. Parman Kaveling 60, West Jakarta 11410.	Melalui situs web PT Kustodian Sentral Efek Indonesia (KSEI), situs Bursa Efek Indonesia (BEI), dan situs web Perseroan tanggal 22 Mei 2023. Through the websites of PT Kustodian Sentral Efek Indonesia (KSEI), the Indonesia Stock Exchange (IDX), and the Company's website on 22 May 2023.

Keterlibatan Pihak Independen dalam Perhitungan Suara
Penghitungan suara, pencatatan, dan penyusunan Berita Mata Acara Rapat dilakukan oleh Bapak Jose Dima Satria, S.H., M.Kn., Notaris di Jakarta.

Involvement of Independent Parties in Vote Counting
The process of counting votes, recording the meeting, and writing down the Minutes of the Meeting were carried out by Mr. Jose Dima Satria, S.H., M.Kn., a Notary in Jakarta.

Anggota Dewan Komisaris dan Direksi Hadir dalam RUPS
Members of the Board of Commissioners and Board of Directors Present at the GMS

Nama Name	Jabatan Position
Dewan Komisaris | Board of Commissioners	
Djoko Suyanto	Presiden Komisaris (Komisaris Independen) President Commissioner (Independent Commissioner)
Tan Ek Kia*	Wakil Presiden Komisaris (Komisaris Independen & Ketua Komite Audit)
Ho Hon Cheong*	Komisaris (Komisaris Independen) Commissioner (Independent Commissioner)
Agus Salim Pangestu*	Komisaris Commissioner
Lim Chong Thian*	Komisaris Commissioner

Nama Name	**Jabatan** Position
Sakchai Patiparnpreechavud*	Komisaris Commissioner
Bandhit Thamprajamchit*	Komisaris Commissioner
Erry Riyana Hardjapamekas	Komisaris (Komisaris Independen) Commissioner (Independent Commissioner)
Rudy Suparman*	Komisaris Commissioner
Diana Arsiyanti	Komisaris Commissioner
Direksi | Board of Directors	
Erwin Ciputra	Presiden Direktur President Director
Krit Bunnag	Wakil Presiden Direktur Vice President Director
Baritono Prajogo Pangestu	Wakil Presiden Direktur Vice President Director
Andre Khor Kah Hin	Direktur Director
Prapote Stianpapong*	Direktur Director
Suryandi	Direktur Director
Pholavit Thiebpattama	Direktur Director
Petch Niyomsen	Direktur Director
Nattapong Tumsaroj	Direktur Director
Suwit Wiwattanawanich*	Direktur Director
Phuping Taweesarp	Direktur Director
Boedijono Hadipoespito*	Direktur Director
Edi Riva'i	Direktur Director
Raymond Budhin	Direktur Director

* Hadir secara online melalui video telekonferensi
Present online via video teleconference

Agenda, Keputusan, dan Realisasi
Agenda Items, Decisions, and Realization

Keputusan Resolutions	**Realisasi** Realization
Agenda 1: Persetujuan Laporan Tahunan Perseroan dan Laporan Tugas Pengawasan Dewan Komisaris, serta pengesahan Laporan Keuangan Perseroan untuk tahun buku 2022 Agenda 1: Approval of the Company's Annual Report and the Board of Commissioners' Supervisory Report, and ratification of the Company's Financial Report for the 2022 fiscal year	
Menyetujui dan menerima dengan baik Laporan Tahunan Perseroan tahun buku 2022 yang berakhir pada tanggal 31 Desember 2022, termasuk Laporan Direksi dan mengesahkan Laporan Tugas Pengawasan Dewan Komisaris untuk tahun buku 2022. Approved and accepted the Company's Annual Report for the 2022 fiscal year that ended on 31 December 2022, including the Board of Directors' Report, as well as ratified the Board of Commissioners' Supervisory Report for the 2022 fiscal year.	Sudah Terealisasi Has been Realized
Menyetujui dan mengesahkan Laporan Keuangan Perseroan tahun buku 2022 yang telah diaudit oleh kantor Akuntan Publik "IMELDA & REKAN" dengan pendapat "Wajar Dalam Semua Hal Yang Material" sebagaimana ternyata dari laporannya No. 00116/2.1265/AU.1/04/1766-1/1/III/2023 tertanggal 29 Maret 2023. Approved and ratified the Company's Financial Report for the 2022 fiscal year audited by the Public Accounting Firm "IMELDA & REKAN" with the opinion "Fair in All Material Respects" as evident from its report No. 00116/2.1265/AU.1/04/1766-1/1/III/2023 dated 29 March 2023.	Sudah Terealisasi Has been Realized
Menyetujui memberikan pelunasan dan pembebasan tanggung jawab sepenuhnya ("*Volledig Acquit et de Charge*") kepada segenap anggota Direksi dan anggota Dewan Komisaris Perseroan atas tindakan kepengurusan dan pengawasan yang telah mereka jalankan selama tahun buku 2022, sejauh tindakan tersebut tercermin dalam Laporan Tahunan dan Laporan Keuangan Perseroan tersebut, kecuali perbuatan penipuan, penggelapan dan tindak pidana lainnya. Agreed to provide full release and discharge of responsibility ("Volledig Acquit et de Charge") to all members of the Board of Directors and members of the Board of Commissioners of the Company for the management and supervisory actions they have carried out during the 2022 fiscal year, to the extent that such actions are reflected in the Company's Annual Report and Financial Statements, except for acts of fraud, embezzlement and other criminal acts.	Sudah Terealisasi Has been Realized
Pengambilan Keputusan Setuju : 83.060.316.952 suara (99,99099181%) Abstain : 7.482.906 suara (0,00900819%) Tidak Setuju : Tidak ada **Decision-making** Approving : 83,060,316,952 votes (99.99099181%) Not Voting : 7,482,906 votes (0.00900819%) Non-approving : None	
Agenda 2: Penetapan gaji/honorarium dan tunjangan lainnya bagi anggota Dewan Komisaris dan Direksi Perseroan untuk tahun buku 2023 Agenda 2: Determination of salary/honorarium and other allowances for members of the Company's Board of Commissioners and Board of Directors for the 2023 fiscal year	
Menyetujui gaji/honorarium dan tunjangan lainnya bagi segenap anggota Dewan Komisaris Perseroan termasuk Komisaris Independen yang secara keseluruhan setelah dipotong pajak penghasilan tidak melebihi jumlah US$1.500.000 (satu juta lima ratus ribu dolar Amerika Serikat) per tahun terhitung sejak ditutupnya Rapat ini dan selanjutnya Rapat melimpahkan wewenang kepada Dewan Komisaris Perseroan untuk menentukan besarnya gaji/honorarium dan tunjangan lainnya bagi masing-masing anggota Dewan Komisaris. Approved the salary/honorarium and other allowances for all members of the Company's Board of Commissioners, including that of Independent Commissioners, which in total after income tax deductions did not exceed US$1,500,000 (one million five hundred thousand United States dollars) per year as of the closing of this Meeting. The Meeting further delegated authority to the Company's Board of Commissioners to determine the amount of salary/honorarium and other allowances for each member of the Board of Commissioners.	Sudah Terealisasi Has been Realized
Menyetujui melimpahkan wewenang kepada Dewan Komisaris Perseroan untuk menetapkan besarnya gaji/honorarium dan tunjangan lainnya bagi setiap anggota Direksi Perseroan. Approved the delegation of authority to the Company's Board of Commissioners to determine the amount of salary/honorarium and other allowances for each member of the Company's Board of Directors.	Sudah Terealisasi Has been Realized

Keputusan Resolutions	**Realisasi** Realization
Pengambilan Keputusan Setuju : 83.060.316.952 suara (99,99099181%) Abstain : 7.482.906 suara (0,00900819%) Tidak Setuju : Tidak ada **Decision-making** Approving : 83,060,316,952 votes (99.99099181%) Not Voting : 7,482,906 votes (0.00900819%) Non-approving : None	
Agenda 3: Penunjukan Kantor Akuntan Publik untuk mengaudit Laporan Keuangan Perseroan tahun buku 2023 Agenda 3: Appointment of Public Accounting Firm to audit the Company's Financial Statements for the 2023 fiscal year	
Menyetujui penunjukan Kantor Akuntan Publik Imelda & Rekan (anggota dari Deloitte Asia Pacific dan Jaringan Deloitte), ataupun para penerus dan penggantinya yang merupakan anggota dari Deloitte Asia Pacific dan Jaringan Deloitte, untuk melakukan audit atas Laporan Keuangan Perseroan tahun buku 2023. Approved the appointment of Public Accounting Firm Imelda & Rekan (a member of Deloitte Asia Pacific and the Deloitte Network), or its successors and substitutes who were members of Deloitte Asia Pacific and the Deloitte Network, to conduct an audit of the Company's Financial Statements for the 2023 fiscal year.	Sudah Terealisasi Has been Realized
Menyetujui pemberian kewenangan kepada Direksi Perseroan untuk menetapkan honorarium bagi Kantor Akuntan Publik tersebut dan untuk menunjuk Akuntan Pengganti dari Kantor Akuntan Publik yang sama apabila karena sebab apa pun Akuntan Publik tersebut tidak dapat menyelesaikan audit Laporan Keuangan Perseroan tepat pada waktunya. Approved the granting of authority to the Company's Board of Directors to determine the honorarium for the Public Accounting Firm and to appoint a Replacement Accountant from the same Public Accounting Firm if for any reason the Public Accountant was unable to complete the audit of the Company's Financial Statements on time.	Sudah Terealisasi Has been Realized
Pengambilan Keputusan Setuju : 83.032.991.322 suara (99,95809623%) Abstain : 7.045.500 suara (0,00848163%) Tidak Setuju : 27.763.036 suara (0,03342214%) **Decision-making** Approving : 83,032,991,322 votes (99.95809623%) Not Voting : 7,045,500 votes (0.00848163%) Non-approving : 27,763,036 votes (0.03342214%)	

Keputusan Resolutions	**Realisasi** Realization
Agenda 4: Perubahan penetapan penggunaan laba bersih Perseroan untuk tahun buku 2021 Agenda 4: Changes to the determination of the use of the Company's net profit for the 2021 fiscal year	
Menyetujui penggunaan laba bersih tahun buku 2021 yang dapat diatribusikan kepada Pemilik Entitas Induk, yang seluruhnya berjumlah US$152.121.187 (seratus lima puluh dua juta seratus dua puluh satu ribu seratus delapan puluh tujuh Dolar Amerika Serikat), sebagai berikut: 1. Sebesar US$3.000.000 (tiga juta Dolar Amerika Serikat) atau setara dengan kurang lebih 2% (dua persen) dari laba bersih tahun buku 2021 yang dapat diatribusikan kepada Pemilik Entitas Induk untuk disisihkan sebagai cadangan, sesuai dengan Pasal 70 ayat (1) Undang-Undang Republik Indonesia No. 40 Tahun 2007 tentang Perseroan Terbatas sebagaimana telah diubah dengan Undang-Undang No. 11 Tahun 2020 tentang Cipta Kerja (selanjutnya disebut sebagai "UUPT"); 2. Sebesar US$76.000.000 (tujuh puluh enam juta Dolar Amerika Serikat) atau setara dengan kurang lebih 50% (lima puluh persen) dari laba bersih tahun buku 2021 yang dapat diatribusikan kepada Pemilik Entitas Induk akan diberikan sebagai dividen tunai kepada Pemegang Saham Perseroan dan akan diperhitungkan dengan dividen interim sebesar US$65.000.000 (enam puluh lima juta Dolar Amerika Serikat) yang telah dibayarkan kepada Pemegang Saham pada tanggal 16 Juli 2021. Sehingga sisa pembayaran dividen tunai akan menjadi US$11.000.000 (sebelas juta Dolar Amerika Serikat) atau senilai US$0,000508603 (nol koma nol nol nol lima nol delapan enam nol tiga Dolar Amerika Serikat) per saham akan dibayarkan kepada Pemegang Saham Perseroan yang namanya tercatat dalam Daftar Pemegang Saham Perseroan pada tanggal 28 April 2022 (*recording date*) pukul 16.00 WIB; 3. Sebesar US$30.000.000 (tiga puluh juta Dolar Amerika Serikat) atau setara dengan kurang lebih 20% (dua puluh persen) dari laba bersih tahun buku 2021 yang dapat diatribusikan kepada Pemilik Entitas Induk akan diberikan sebagai tambahan dividen tunai kepada Pemegang Saham Perseroan atau senilai US$0,000346775 (nol koma nol nol nol tiga empat enam tujuh tujuh lima Dolar Amerika Serikat) per saham akan dibayarkan kepada Pemegang Saham Perseroan yang namanya tercatat dalam Daftar Pemegang Saham Perseroan pada tanggal 30 Mei 2023 (*recording date*) pukul 16.00 WIB; dan 4. Sisanya sebesar US$43.121.187 (empat puluh tiga juta seratus dua puluh satu ribu seratus delapan puluh tujuh Dolar Amerika Serikat) atau setara dengan kurang lebih 28% (dua puluh delapan persen) dari laba bersih tahun buku 2021 yang dapat diatribusikan kepada Pemilik Entitas Induk dicatat sebagai laba yang ditahan untuk membiayai kegiatan usaha Perseroan.	
Approved the following use of net profit for the 2021 fiscal year attributable to the Owners of the Parent Entity that totaled in at US$152,121,187 (one hundred fifty two million one hundred twenty one thousand one hundred eighty seven United States Dollars): 1. A total of US$3,000,000 (three million United States Dollars) or equivalent to approximately 2% (two percent) of the net profit for the 2021 fiscal year attributable to the Owners of the Parent Entity was to be set aside as reserves, in accordance with Article 70 paragraph (1) of the Republic of Indonesia Law No. 40 of 2007 concerning Limited Liability Companies as amended by Law No. 11 of 2020 concerning Job Creation (hereinafter referred to as the "UUPT"); 2. A total amount of US$76,000,000 (seventy six million United States Dollars) or equivalent to approximately 50% (fifty percent) of the net profit for the 2021 fiscal year attributable to the Owners of the Parent Entity was to be distributed as cash dividends to the Company's Shareholders and was to be calculated with the interim dividend of US$65,000,000 (sixty five million United States Dollars), which has been paid to Shareholders on 16 July 2021. As a result, the remaining cash dividend payment was to be US$11,000,000 (eleven million United States Dollars) or equivalent to US$0.000508603 (zero point zero zero zero five zero eight six zero three United States Dollars) per share will be paid to the Company's Shareholders whose names were registered in the Company's Shareholders Register on 28 April 2022 (recording date) at 16.00 WIB; 3. A total amount of US$30,000,000 (thirty million United States Dollars) or equivalent to approximately 20% (twenty percent) of the net profit for the 2021 fiscal year attributable to the Owners of the Parent Entity was be given as additional cash dividends to the Company's Shareholders, or an amount of US$0.000346775 (zero point zero zero zero three four six seven seven five United States Dollars) per share was be paid to the Company's Shareholders whose names were registered in the Company's Shareholders Register on 30 May 2023 (recording date) at 16:00 WIB; and 4. The remaining amount of US$43,121,187 (forty three million one hundred twenty one thousand one hundred eighty seven United States Dollars) or equivalent to approximately 28% (twenty eight percent) of the net profit for the 2021 fiscal year attributable to the Owners of the Parent Entity was to be recorded as retained earnings to finance the Company's business activities.	Sudah Terealisasi Has been Realized
Menyetujui pemberian kuasa dan wewenang penuh kepada Direksi Perseroan untuk menentukan jadwal dan tata cara pelaksanaan pembagian dividen tunai tersebut serta mengumumkannya sesuai dengan peraturan perundang-undangan yang berlaku. Approved the granting of full power and authority to the Company's Board of Directors to determine the schedule and procedures for the distribution of cash dividends and to announce them in accordance with applicable laws and regulations.	Sudah Terealisasi Has been Realized

Keputusan Resolutions	**Realisasi** Realization
Pengambilan Keputusan Setuju : 83.060.753.558 suara (99,99151741%) Abstain : 7.046.300 suara (0,00848259%) Tidak Setuju : Tidak ada **Decision-making** Approving : 83,060,753,558 votes (99.99151741%) Not Voting : 7,046,300 votes (0.00848259%) Non-approving : None	
Agenda 5: Persetujuan perubahan susunan pengurus Perseroan Agenda 5: Approval of changes to the Company's management structure	
Menyetujui pengunduran diri Bapak Krit Bunnag dari jabatannya selaku Wakil Presiden Direktur Perseroan terhitung efektif sejak tanggal 1 Juni 2023, Bapak Pholavit Thiebpattama dari jabatannya selaku Direktur Perseroan terhitung efektif sejak tanggal 1 Juni 2023 dan Bapak Kulachet Dharachandra dari jabatannya selaku Komisaris Perseroan terhitung efektif sejak tanggal 1 Juli 2023, serta mengucapkan terima kasih atas jasa-jasa yang telah diberikan kepada Perseroan selama masa jabatannya dan memberikan pelunasan dan pembebasan tanggung jawab sepenuhnya (*"Volledig Acquit et de Charge"*) kepada Bapak Krit Bunnag, Bapak Pholavit Thiebpattama dan Bapak Kulachet Dharachandra atas tindakan kepengurusan dan pengawasan yang telah dijalankan sampai dengan ditutupnya Rapat ini, sejauh tindakan tersebut tercermin dalam Laporan Tahunan dan Laporan Keuangan Perseroan Tahun Buku 2023 yang akan disampaikan dan disetujui dalam Rapat Umum Pemegang Saham Tahunan Perseroan yang akan diadakan pada tahun 2024, kecuali perbuatan penipuan, penggelapan dan tindak pidana lainnya. Approved the resignation of Mr. Krit Bunnag from his position as Vice President Director of the Company effective as of 30 May 2023, Mr. Pholavit Thiebpattama from his position as Director of the Company effective as of 1 June 2023 and Mr. Kulachet Dharachandra from his position as Commissioner of the Company effective as of 1 July 2023. The Company also expressed gratitude for the services rendered to the Company during their term of office and granted full release and discharge of responsibility ("Volledig Acquit et de Charge") to Mr. Krit Bunnag, Mr. Pholavit Thiebpattama and Mr. Kulachet Dharachandra for the management and supervision actions that they carried out until the closing of this Meeting, to the extent that such actions were reflected in the Company's Annual Report and Financial Statements for the 2023 fiscal year (which will be submitted and approved at the Company's Annual General Meeting of Shareholders that was to be held in 2024), except for acts of fraud, embezzlement and other criminal acts.	Sudah Terealisasi Has been Realized

Keputusan Resolutions	Realisasi Realization
Menyetujui pengangkatan Bapak Pholavit Thiebpattama sebagai Wakil Presiden Direktur Perseroan yang baru dan Bapak Sarayuth Vorapruekjaru sebagai Direktur Perseroan yang baru terhitung efektif sejak tanggal 1 Juni 2023 sampai dengan ditutupnya Rapat Umum Pemegang Saham Tahunan Perseroan yang akan diadakan pada tahun 2024, dan menyetujui pengangkatan Bapak Chatri Eamsobhana sebagai Komisaris Perseroan yang baru terhitung efektif sejak tanggal 1 Juli 2023 sampai dengan ditutupnya Rapat Umum Pemegang Saham Tahunan Perseroan yang akan diadakan pada tahun 2024. Dengan demikian, susunan anggota Direksi dan Dewan Komisaris Perseroan yang baru adalah sebagai berikut: Approved the appointment of Mr. Pholavit Thiebpattama as the new Vice President Director of the Company and Mr. Sarayuth Vorapruekjaru as the new Director of the Company effective from1 June 2023 until the closing of the Company's Annual General Meeting of Shareholders that was to be held in 2024, and approved the appointment of Mr. Chatri Eamsobhana as the new Commissioner of the Company effective from 1 July 2023 until the closing of the Company's Annual General Meeting of Shareholders that was to be held in 2024. As a result, the composition of the new members of the Board of Directors and Board of Commissioners of the Company is as follows: Direksi | Board of Directors: Presiden Direktur | President Director : Bapak Erwin Ciputra Wakil Presiden Direktur | Vice President Director : Bapak Krit Bunnag Wakil Presiden Direktur | Vice President Director : Bapak Baritono Prajogo Pangestu Direktur | Director : Bapak Andre Khor Kah Hin Direktur | Director : Bapak Prapote Stianpapong Direktur | Director : Bapak Fransiskus Ruly Aryawan Direktur | Director : Bapak Suryandi Direktur | Director : Bapak Sarayuth Vorapruekjaru Direktur | Director : Bapak Petch Niyomsen Direktur | Director : Bapak Nattapong Tumsaroj Direktur | Director : Bapak Suwit Wiwattanawanich Direktur | Director : Bapak Phuping Taweesarp Direktur | Director : Bapak Boedijono Hadipoespito Direktur | Director : Bapak Edi Riva'i Direktur | Director : Bapak Raymond Budhin Presiden Komisaris (Komisaris Independen) | President Commissioner (Independent Commissioner) : Bapak Djoko Suyanto Wakil Presiden Komisaris (Komisaris Independen dan Ketua Komite Audit) | Vice President Commissioner (Independent Commissioner and Chairman of the Audit Committee) : Bapak Tan Ek Kia Komisaris (Komisaris Independen) | Commissioner (Independent Commissioner) : Bapak Ho Hon Cheong Komisaris | Commissioner : Bapak Agus Salim Pangestu Komisaris | Commissioner : Bapak Lim Chong Thian Komisaris | Commissioner : Bapak Thammasak Sethaudom Komisaris | Commissioner : Bapak Tanawong Areeratchakul Komisaris | Commissioner : Bapak Sakchai Patiparnpreechavud Komisaris | Commissioner : Bapak Chatri Eamsobhana Komisaris | Commissioner : Bapak Bandhit Thamprajamchit Komisaris | Commissioner : Bapak Santi Wasanasiri Komisaris (Komisaris Independen) | Commissioner (Independent Commissioner) : Bapak Surong Bulakul Komisaris (Komisaris Independen) | Commissioner (Independent Commissioner) : Bapak Erry Riyana Hardjapamekas Komisaris | Commissioner : Bapak Rudy Suparman Komisaris | Commissioner : Ibu Diana Arsiyanti	Sudah Terealisasi Has been Realized

Keputusan Resolutions	**Realisasi** Realization
Menyetujui untuk memberikan kuasa dengan hak substitusi kepada Direksi Perseroan untuk menandatangani akta Pernyataan Keputusan Rapat tentang perubahan susunan pengurus Perseroan tersebut di hadapan Notaris dan untuk selanjutnya memberitahukan kepada Menteri Hukum dan Hak Asasi Manusia Republik Indonesia dan mendaftarkannya dalam Daftar Perusahaan, serta melakukan segala tindakan yang diperlukan sesuai dengan peraturan perundang-undangan Republik Indonesia. Agreed to grant power of attorney with substitution rights to the Company's Board of Directors to sign the Deed of Meeting Resolution Statement regarding changes in the Company's management composition before a Notary and to further notify the Minister of Law and Human Rights of the Republic of Indonesia and register these changes in the Company Register, and to take all necessary actions in accordance with the laws and regulations of the Republic of Indonesia.	Sudah Terealisasi Has been Realized
Pengambilan Keputusan Setuju : 82.959.206.114 suara (99,86927095%) Abstain : 7.482.106 suara (0,00900723%) Tidak Setuju : 101.111.638 suara (0,12172182%) **Decision-making** Approving : 82,959,206,114 votes (99.86927095%) Not Voting : 7,482,106 votes (0.00900723%) Non-approving : 101,111,638 votes (0.12172182%)	
Agenda 6: Penyampaian Laporan Realisasi Penggunaan Dana Hasil Penawaran Umum Terbatas III Tahun 2021, Obligasi Berkelanjutan IV Chandra Asri Petrochemical Tahap I Tahun 2022, dan Obligasi Berkelanjutan IV Chandra Asri Petrochemical Tahap II Tahun 2023 Agenda 6: Submission of the Report on the Realization of the Use of Proceeds from the Limited Public Offering III in 2021, Continuous Bonds IV Chandra Asri Petrochemical Phase I in 2022, and Continuous Bonds IV Chandra Asri Petrochemical Phase II in 2023	
Mata acara Rapat ini hanya bersifat laporan, sehingga tidak dilakukan pengambilan keputusan. This Meeting agenda item was only a report, so no decisions were made.	

RUPS Luar Biasa 29 Desember 2023
Extraordinary GMS 29 December 2023

Pemberitahuan kepada Regulator Notification to Regulators	**Pengumuman** Announcement	**Pemanggilan** Invitation	**Penyelenggaraan** Implementation	**Pengumuman Hasil** Announcement of Resolutions
Melalui surat No. 158/LGC-DOC/CAP/XI/2023 tertanggal 15 November 2023. Through letter No. 158/LGC-DOC/CAP/XI/2023 dated 15 November 2023.	Melalui situs web PT Kustodian Sentral Efek Indonesia (KSEI), situs Bursa Efek Indonesia (BEI), dan situs web Perseroan tanggal 22 November 2023. Through the websites of PT Kustodian Sentral Efek Indonesia (KSEI), the Indonesia Stock Exchange (IDX), and the Company's website on 22 November 2023.	Melalui situs web PT Kustodian Sentral Efek Indonesia (KSEI), situs Bursa Efek Indonesia (BEI), dan situs web Perseroan tanggal 7 Desember 2023. Through the websites of PT Kustodian Sentral Efek Indonesia (KSEI), the Indonesia Stock Exchange (IDX), and the Company's website on 7 December 2023.	Tanggal 29 Desember 2023 Pukul 14.16 WIB di Wisma Barito Pacific, Lantai M Jalan Letnan Jenderal S. Parman Kaveling 62-63, Jakarta 11410. On 29 December 2023 at 14:16 WIB at Wisma Barito Pacific, Floor M Jalan Letnan Jenderal S. Parman Kaveling 62-63, Jakarta 11410.	Melalui situs web PT Kustodian Sentral Efek Indonesia (KSEI), situs Bursa Efek Indonesia (BEI), dan situs web Perseroan tanggal 3 Januari 2024. Through the websites of PT Kustodian Sentral Efek Indonesia (KSEI), the Indonesia Stock Exchange (IDX), and the Company's website on 3 January 2024.

Keterlibatan Pihak Independen dalam Perhitungan Suara

Penghitungan suara, pencatatan, dan penyusunan Berita Mata Acara Rapat dilakukan oleh Bapak Raden Mas Dendy Soebangil, S.H., M.Kn., Notaris di Jakarta.

Involvement of Independent Parties in Vote Counting

The process of counting votes, recording the meeting, and writing down the Minutes of the Meeting was carried out by Mr. Raden Mas Dendy Soebangil, S.H., M.Kn., a Notary in Jakarta.

Anggota Dewan Komisaris dan Direksi Hadir dalam RUPS
Members of the Board of Commissioners and Board of Directors Present at the GMS

Nama Name	Jabatan Position
Dewan Komisaris | Board of Commissioners	
Djoko Suyanto	Presiden Komisaris (Komisaris Independen) President Commissioner (Independent Commissioner)
Tan Ek Kia*	Wakil Presiden Komisaris (Komisaris Independen & Ketua Komite Audit) Vice President Commissioner (Independent Commissioner & Chairman of the Audit Committee)
Ho Hon Cheong*	Komisaris (Komisaris Independen) Commissioner (Independent Commissioner)
Agus Salim Pangestu*	Komisaris Commissioner
Lim Chong Thian*	Komisaris Commissioner
Santi Wasanasiri*	Komisaris Commissioner
Surong Bulakul*	Komisaris (Komisaris Independen) Commissioner (Independent Commissioner)
Rudy Suparman*	Komisaris Commissioner
Diana Arsiyanti	Komisaris Commissioner
Direksi | Board of Directors	
Erwin Ciputra	Presiden Direktur President Directors
Pholavit Thiepattama*	Wakil Presiden Direktur Vice President Director
Baritono Prajogo Pangestu	Wakil Presiden Direktur Vice President Director
Andre Khor Kah Hin*	Direktur Director
Prapote Stianpapong	Direktur Director
Suryandi	Direktur Director
Sarayuth Vorapruekjaru*	Direktur Director
Petch Niyomsen*	Direktur Director
Nattapong Tumsaroj*	Direktur Director
Suwit Wiwattanawanich*	Direktur Director
Phuping Taweesarp*	Direktur Director
Boediono Hadipoespito*	Direktur Director
Edi Riva'i	Direktur Director

* Hadir secara *online* melalui video telekonferensi
Present online via video teleconference

Agenda, Keputusan, dan Realisasi
Agenda Items, Decisions, and Realization

Keputusan Resolutions	**Realisasi** Realization
Agenda 1: Perubahan Anggaran Dasar Perseroan Agenda 1: Changes to the Company's Articles of Association	
Menyetujui perubahan Pasal 1 ayat (1) Anggaran Dasar Perseroan mengenai Nama dan Tempat Kedudukan Perseroan, dimana nama Perseroan berubah dari PT Chandra Asri Petrochemical Tbk menjadi PT Chandra Asri Pacific Tbk atau nama lain yang disetujui oleh Kementerian Hukum dan Hak Asasi Manusia Republik Indonesia dan Otoritas Jasa Keuangan, serta menyetujui penyesuaian nama Perseroan dalam seluruh perizinan dan dokumen-dokumen Perseroan lainnya. Approved the changes to Article 1 paragraph (1) of the Company's Articles of Association regarding the Company's Name and Domicile. The Company's name changed from PT Chandra Asri Petrochemical Tbk to PT Chandra Asri Pacific Tbk or another name approved by the Ministry of Law and Human Rights of the Republic of Indonesia and the Financial Services Authority. Approved the adjustment of the Company's name in all permits and other Company documents.	Sudah Terealisasi Has been Realized
Menyetujui untuk memberikan kuasa dengan hak substitusi kepada Direksi Perseroan untuk menandatangani akta Pernyataan Keputusan Rapat tentang perubahan nama tersebut di hadapan Notaris, termasuk untuk menentukan nama Perseroan yang baru yang dapat disetujui oleh Kementerian Hukum dan Hak Asasi Manusia Republik Indonesia dan Otoritas Jasa Keuangan, serta menyatakan kembali seluruh ketentuan anggaran dasar Perseroan ke dalam suatu akta Notaris, untuk selanjutnya menyampaikannya kepada Menteri Hukum dan Hak Asasi Manusia Republik Indonesia untuk mendapatkan persetujuan/surat tanda penerimaan pemberitahuan perubahan Anggaran Dasar Perseroan, serta melakukan segala tindakan yang diperlukan sesuai dengan peraturan perundang-undangan Republik Indonesia. Approved to grant power of attorney with substitution rights to the Company's Board of Directors to sign the Deed of Meeting Resolution Statement regarding the change of name before a Notary, including to determine the new name of the Company that can be approved by the Ministry of Law and Human Rights of the Republic of Indonesia and the Financial Services Authority. Approved the granting of authority to the Board of Directors to restate all provisions of the Company's articles of association in a Notarial deed, to then submit it to the Minister of Law and Human Rights of the Republic of Indonesia to obtain approval/letter of receipt of notification of changes to the Company's Articles of Association, and to take all necessary actions in accordance with the laws and regulations of the Republic of Indonesia.	Sudah Terealisasi Has been Realized
Pengambilan Keputusan Setuju : 80.039.308.328 suara (99,93119307%) Abstain : 1.335.119 suara (0,00166693%) Tidak Setuju : 53.775.389 suara (0,06714%) **Decision-making** Approving : 80,039,308,328 votes (99.93119307%) Not Voting : 1,335,119 votes (0.00166693%) Non-approving : 53,775,389 votes (0.06714%)	
Agenda 2: Persetujuan perubahan susunan pengurus Perseroan Agenda 2: Approval of changes to the composition of the Company's management	
Menyetujui pengunduran diri Bapak Nattapong Tumsaroj dari jabatannya selaku Direktur Perseroan terhitung efektif sejak tanggal 1 Januari 2024, serta mengucapkan terima kasih atas jasa-jasa yang telah diberikan kepada Perseroan selama masa jabatannya dan memberikan pelunasan dan pembebasan tanggung jawab sepenuhnya (“*Volledig Acquit et de Charge*”) kepada Bapak Nattapong Tumsaroj atas tindakan kepengurusan yang telah dijalankan sampai dengan ditutupnya Rapat ini, sejauh tindakan tersebut tercermin dalam Laporan Tahunan dan Laporan Keuangan Perseroan Tahun Buku 2023 yang akan disampaikan dan disetujui dalam Rapat Umum Pemegang Saham Tahunan Perseroan yang akan diadakan pada tahun 2024, kecuali perbuatan penipuan, penggelapan dan tindak pidana lainnya. Approved the resignation of Mr. Nattapong Tumsaroj from his position as Director of the Company effective as of 1 January 2024, and expressed gratitude for the services rendered to the Company during his term of office and provide full release and discharge of responsibility ("Volledig Acquit et de Charge") to Mr. Nattapong Tumsaroj for the management actions he carried out until the closing of this Meeting, to the extent that such actions were reflected in the Company's Annual Report and Financial Statements for the 2023 fiscal year (which will be submitted and approved at the Company's Annual General Meeting of Shareholders that was to be held in 2024), except for acts of fraud, embezzlement and other criminal acts.	Sudah Terealisasi Has been Realized

Keputusan Resolutions	**Realisasi** Realization
Menyetujui pengangkatan Bapak Anawat Chansaksoong sebagai Direktur Perseroan yang baru untuk meneruskan sisa masa jabatan Bapak Nattapong Tumsaroj terhitung efektif sejak tanggal 1 Januari 2024 sampai dengan ditutupnya Rapat Umum Pemegang Saham Tahunan Perseroan yang akan diadakan pada tahun 2024. Dengan demikian, susunan Direksi dan Dewan Komisaris Perseroan sejak tanggal 1 Januari 2024 adalah sebagai berikut: Approved the appointment of Mr. Anawat Chansaksoong as the new Director of the Company to continue the remaining term of office of Mr. Nattapong Tumsaroj effective from 1 January 2024 until the closing of the Company's Annual General Meeting of Shareholders that was to be held in 2024. As a result, the composition of the Company's Board of Directors and Board of Commissioners since 1 January 2024 is as follows:	
Direksi | Board of Directors: Presiden Direktur | President Director : Bapak Erwin Ciputra Wakil Presiden Direktur | Vice President Director : Bapak Pholavit Thiebpattama Wakil Presiden Direktur | Vice President Director : Bapak Baritono Prajogo Pangestu Direktur | Director : Bapak Andre Khor Kah Hin Direktur | Director : Bapak Prapote Stianpapong Direktur | Director : Bapak Fransiskus Ruly Aryawan Direktur | Director : Bapak Suryandi Direktur | Director : Bapak Sarayuth Vorapruekjaru Direktur | Director : Bapak Petch Niyomsen Direktur | Director : Bapak Anawat Chansaksoong Direktur | Director : Bapak Suwit Wiwattanawanich Direktur | Director : Bapak Phuping Taweesarp Direktur | Director : Bapak Boedijono Hadipoespito Direktur | Director : Bapak Edi Riva'i Direktur | Director : Bapak Raymond Budhin Dewan Komisaris | Board of Commissioners: Presiden Komisaris | President Commissioner : Bapak Djoko Suyanto (Komisaris Independen) | (Independent Commissioner) Wakil Presiden Komisaris | Vice President Commissioner : Bapak Tan Ek Kia (Komisaris Independen dan Ketua Komite Audit) | (Independent Commissioner and Chairman of the Audit Committee) Komisaris | Commissioner : Bapak Ho Hon Cheong (Komisaris Independen) | (Independent Commissioner) Komisaris | Commissioner : Bapak Agus Salim Pangestu Komisaris | Commissioner : Bapak Lim Chong Thian Komisaris | Commissioner : Bapak Thammasak Sethaudom Komisaris | Commissioner : Bapak Tanawong Areeratchakul Komisaris | Commissioner : Bapak Sakchai Patiparnpreechavud Komisaris | Commissioner : Bapak Chatri Eamsobhana Komisaris | Commissioner : Bapak Bandhit Thamprajamchit Komisaris | Commissioner : Bapak Santi Wasanasiri Komisaris | Commissioner : Bapak Surong Bulakul (Komisaris Independen) | (Independent Commissioner) Komisaris | Commissioner : Bapak Erry Riyana Hardjapamekas (Komisaris Independen) | (Independent Commissioner) Komisaris | Commissioner : Bapak Rudy Suparman Komisaris | Commissioner : Ibu Diana Arsiyanti	Sudah Terealisasi Has been Realized
Pengambilan Keputusan Setuju : 80.022.123.199 suara (99,90973699%) Abstain : 10.248.991 suara (0,01279614%) Tidak Setuju : 62.046.646 suara (0,07746688%) **Decision-making** Approving : 80,022,123,199 votes (99.90973699%) Not Voting : 10,248,991 votes (0.01279614%) Non-approving : 62,046,646 votes (0.07746688%)	

DEWAN KOMISARIS
BOARD OF COMMISSIONERS

Sesuai dengan Peraturan Otoritas Jasa Keuangan (POJK) No. 33/POJK.04/2014 tentang Direksi dan Dewan Komisaris Emiten atau Perusahaan Publik, Dewan Komisaris adalah organ Perseroan yang bertugas melakukan pengawasan secara umum dan/atau khusus sesuai dengan anggaran dasar serta memberi nasihat kepada Direksi. Dewan Komisaris juga memastikan bahwa Perseroan melaksanakan prinsip-prinsip GCG.

Secara organisasi, Dewan Komisaris bertanggung jawab kepada pemegang saham. Karena itu, Dewan Komisaris berwenang memberhentikan sementara anggota Direksi dengan menyebutkan alasannya.

According to Financial Services Authority Regulation (POJK) No. 33/POJK.04/2014 on the Board of Directors and Board of Commissioners of Issuers or Public Companies, the Board of Commissioners is the Company's organ responsible for general and/or specific supervision in accordance with the articles of association. It is also tasked with providing advice to the Board of Directors. The Board of Commissioners also ensures that the Company follows GCG principles.

Organizationally, the Board of Commissioners answers to shareholders. Consequently, the Board of Commissioners has the authority to temporarily dismiss members of the Board of Directors (they are required to state their reasons for these dismissals).

PEDOMAN KERJA (*BOARD CHARTER*)

Dewan Komisaris Chandra Asri Group telah memiliki pedoman kerja (*board charter*) sebagai landasan pelaksanaan fungsi serta tanggung jawabnya. Pedoman tersebut disusun dengan mengacu pada Undang-Undang No. 40 Tahun 2007 tentang Perseroan Terbatas, Peraturan Otoritas Jasa Keuangan No. 33/POJK.04/2014 tentang Direksi dan Dewan Komisaris Emiten atau Perusahaan Publik, anggaran dasar Perseroan, serta peraturan perundang-undangan lain yang relevan.

Pedoman Dewan Komisaris memuat:

1. Landasan Hukum;
2. Deskripsi Tugas, Tanggung Jawab dan Wewenang;
3. Nilai-nilai;
4. Waktu Kerja;
5. Kebijakan Rapat;
6. Pelaporan dan Pertanggungjawaban;
7. Benturan Kepentingan;
8. Fungsi Nominasi yang Dilakukan oleh Dewan Komisaris;
9. Penutupan.

BOARD CHARTER

Chandra Asri Group's Board of Commissioners has established a Board Charter that serves as the basis for carrying out its functions and responsibilities. This charter was prepared pursuant to Law No. 40/2007 on Limited Liability Companies, Financial Services Authority Regulation No. 33/POJK.04/2014 on the Board of Directors and Board of Commissioners of Issuers or Public Companies, the Articles of Association of the Company, as well as other relevant laws and regulations.

The Board Charter of Board of Commissioners contains the following information:

1. Legal Framework;
2. Description of Duties, Responsibilities, and Authority;
3. Corporate Values;
4. Working Hours;
5. Meeting Policy;
6. Reporting and Accountability;
7. Conflicts of Interest;
8. The Nomination Function Carried Out by the Board of Commissioners;
9. Closing.

TUGAS DAN TANGGUNG JAWAB

Rincian tugas dan tanggung jawab Dewan Komisaris diuraikan seperti di bawah ini:

1. Mengawasi jalannya penyelenggaraan Perseroan oleh Direksi serta memberikan persetujuan dan pengesahan atas rencana kerja dan anggaran tahunan Perseroan;

DUTIES AND RESPONSIBILITIES

Details on the duties and responsibilities of the Board of Commissioners are as follows:

1. Supervising the management of the Company by the Board of Directors, as well as approving and ratifying the Company's annual work plan and budget;

2. Memastikan Direksi mematuhi peraturan perundang-undangan yang berlaku;
3. Memberikan pendapat dan saran kepada Direksi dan segenap jajarannya terkait penyelenggaraan Perseroan, salah satunya melalui mekanisme Rapat Dewan Komisaris dan Direksi;
4. Memeriksa laporan dari Direksi dan Manajemen;
5. Melaporkan hasil pengawasan Dewan Komisaris terhadap kinerja Direksi kepada RUPS;
6. Mengusulkan sistem remunerasi yang kompetitif, dibandingkan industri sejenis, bagi anggota Dewan Komisaris dan Direksi kepada RUPS;
7. Mengkaji efektivitas sistem pengendalian internal, dengan menilai kompetensi dan jumlah sumber daya, ruang lingkup tugas dan kewenangan, serta independensi dari auditor internal; serta
8. Melakukan pengawasan terhadap penerapan GCG.

Tugas Presiden Komisaris

Sesuai dengan kebijakan Perseroan yang mengacu pada peraturan perundang-undangan yang berlaku, Presiden Komisaris berperan sebagai koordinator Dewan Komisaris. Tugas dan fungsi yang dijalankan adalah memastikan efektivitas pelaksanaan tugas dan fungsi organ Dewan Komisaris.

Presiden Komisaris juga mendorong budaya keterbukaan dan dialog konstruktif yang memungkinkan berbagai pandangan diungkapkan, termasuk mengoordinasi penetapan agenda rapat dewan yang tepat dan memastikan waktu yang cukup tersedia untuk mendiskusikan semua agenda. Selain itu, juga harus ada kesempatan bagi Dewan Komisaris untuk bertemu dengan jajaran Direksi serta manajemen senior.

Jenis Keputusan yang Membutuhkan Persetujuan Dewan Komisaris

Dalam menggunakan wewenangnya untuk mengelola Perseroan, Direksi akan memperoleh suatu persetujuan tertulis dari Dewan Komisaris sebelum mengambil tindakan korporasi tertentu, sebagai berikut:

1. Meminjam uang untuk jumlah yang melebihi US$25.000.000,00 (dua puluh lima juta Dolar Amerika Serikat) atau nilai padanannya dalam Rupiah atau mata uang lainnya (dengan ketentuan bahwa fasilitas kredit bergulir, fasilitas *letter of credit*, fasilitas *trust receipt*, fasilitas cerukan dan fasilitas-fasilitas *trade finance* dan modal kerja perbankan lainnya untuk tujuan pembayaran modal, barang atau jasa lain, atau menarik uang dari kredit yang telah dibuka atau rekening pinjaman yang telah disetujui, tidak akan dianggap sebagai pinjaman dalam huruf (a) ayat ini;
2. Memperoleh dengan membeli atau dengan cara lain (kecuali hibah), barang bergerak maupun barang tidak bergerak dengan nilai yang melebihi sejumlah tertentu yang ditetapkan oleh Dewan Komisaris dari waktu ke waktu;

2. Ensuring that the Board of Directors complies with prevailing regulations;
3. Providing views and suggestions to the Board of Directors and all staff related to carrying out the management of the Company through the Board of Commissioners and Board of Directors' Joint Meetings mechanism;
4. Reviewing all reports from the Board of Directors and Management;
5. Reporting results of the Board of Commissioners' supervision over the Board of Directors' performance to the GMS;
6. Proposing a competitive remuneration system for members of the Board of Commissioners and Board of Directors to GMS in comparison to similar industries;
7. Assessing the effectiveness of the Company's internal control system by evaluating the Company's competence and number of resources, its scope of duties and authority, as well as the independence of its internal auditors; and
8. Supervising GCG implementation.

Duties of the President Commissioner

According to the Company's policy which refers to applicable laws and regulations, the President Commissioner acts as coordinator for the Board of Commissioners and ensures the effectiveness of its duties and functions.

The President Commissioner encourages a culture of open and constructive dialogue that allows for the expression of various viewpoints. This includes coordinating the setting up of appropriate board meeting agenda items and ensuring sufficient time is available to discuss all agenda items. In addition, the Board of Commissioners must have the opportunity to meet with the Board of Directors and senior management.

Types of Decisions That Require the Board of Commissioners' Approval

In exercising its authority to manage the Company, the Board of Directors will obtain written approval from the Board of Commissioners before taking certain corporate actions, as follows:

1. Borrowing money in an amount exceeding US$25,000,000.00 (twenty-five million United States Dollars) or its equivalent in Rupiah or other currencies (provided that revolving credit facilities, letter of credit facilities, trust receipt facilities, overdraft facilities, and other trade finance and working capital banking facilities for the purpose of paying for capital, goods, or other services, or withdrawing money from an open credit or approved loan account, shall not be considered a loan under letter (a) of this paragraph;
2. Acquiring by purchasing or in other ways (except grants) movable or immovable property with a value exceeding a certain amount determined by the Board of Commissioners from time to time;

3. Menjual atau melepaskan hak atas barang bergerak maupun barang tidak bergerak (kecuali dalam kegiatan usaha Perseroan sehari-hari) dengan nilai yang melebihi sejumlah tertentu yang ditetapkan Dewan Komisaris dari waktu ke waktu;
4. Mengeluarkan dividen sementara; dan
5. Mendirikan suatu usaha baru dan/atau turut serta dalam perusahaan lain, tanpa mengurangi setiap persetujuan yang mungkin diperlukan dari instansi berwenang, satu dan lain tanpa mengurangi ketentuan peraturan perundangan Bursa Efek di Indonesia di tempat saham Perseroan dicatatkan.

3. Selling or releasing rights to movable or immovable property (except in the Company's daily business activities) with a value exceeding a certain amount determined by the Board of Commissioners from time to time;
4. Issuing interim dividends; and
5. Establishing a new business and/or participate in another company, without prejudice to any approval that may be required from the authorized agency, and without prejudice to the provisions of the laws and regulations of the Indonesian Stock Exchange where the Company's shares are listed.

KOMPOSISI DAN KEBERAGAMAN

Hingga berakhirnya tahun buku 2024, Dewan Komisaris Chandra Asri Group berjumlah 10 orang, dari sebelumnya 15 orang. Pengangkatan Dewan Komisaris telah memperhatikan ketentuan peraturan perundang-undangan yang berlaku, seperti Lampiran Surat Edaran Otoritas Jasa Keuangan No. 32/SEOJK.04/2015 tentang Pedoman Tata Kelola Perusahaan Terbuka.

Regulasi tersebut, antara lain mengungkapkan bahwa penentuan komposisi anggota Dewan Komisaris memperhatikan keberagaman keahlian, pengetahuan dan pengalaman yang dibutuhkan. Keberagaman tersebut merupakan kombinasi karakteristik yang diinginkan, baik dari segi organ Dewan Komisaris maupun anggota Dewan Komisaris secara individu, sesuai dengan kebutuhan Perseroan.

Komposisi yang telah memperhatikan kebutuhan Perseroan itu merupakan suatu hal yang positif, khususnya terkait pengambilan keputusan dalam rangka pelaksanaan fungsi pengawasan yang dilakukan dengan mempertimbangkan berbagai aspek lebih luas. Informasi terkait komposisi dan keberagaman Dewan Komisaris Perseroan ditunjukkan sebagai berikut:

COMPOSITION AND DIVERSITY

As of the end of the 2024 fiscal year, the Company's Board of Commissioners consists of 10 people from previously 15 people. The appointment of Board of Commissioners members has taken into account the provisions of prevailing regulations, such as the Attachment to the Circular Letter of the Financial Services Authority No. 32/SEOJK.04/2015 on Governance Guidelines for Public Companies.

These regulations disclose that the membership composition of a Board of Commissioners has to take into account the diversity of expertise, knowledge, and experience required for such a board. This diversity is a combination of desirable characteristics for both the Board of Commissioners as a Company organ and for Board of Commissioners members as individuals, all in accordance with the needs of the Company.

The composition that has taken into account the needs of the Company is positive, particularly regarding decision-making in the context of implementing the Company's supervisory function, which is carried out by considering various broader aspects. The following is information related to the composition and diversity of the Company's Board of Commissioners:

Rincian Komposisi dan Keberagaman Dewan Komisaris
Details of the Composition and Diversity of the Board of Commissioners

Nama Name	Jabatan Position	Periode Period	Dasar Pengangkatan Basis of Appointment	Pendidikan dan Pengetahuan Education and Knowledge	Pengalaman Kerja Work Experience
Djoko Suyanto	Presiden Komisaris (Komisaris Independen) President Commissioner (Independent Commissioner)	2015-2018	Keputusan RUPS Luar Biasa 2015 tanggal 20 Maret 2015 2015 Extraordinary GMS Resolution dated 20 March 2015	• AKABRI • Ilmu Sosial dan Politik • Lembaga Ketahanan Nasional • Indonesian Armed Forces Academy (AKABRI) • Social and Political Sciences • National Resilience Institute	• Militer • Energi • Perkebunan • Politik, Hukum dan Keamanan • Military • Energy • Plantations • Politics, Law and Security
		2018-2021	Keputusan RUPS Tahunan 2018 tanggal 23 April 2018 2018 Annual GMS Resolution dated 23 April 2018		
		2021-2024	Keputusan RUPS Tahunan 2021 tanggal 15 April 2021 2021 Annual GMS Resolution dated 15 April 2021		
		2024-2027	Keputusan RUPS Tahunan 2024 tanggal 8 Mei 2024 2024 Annual GMS Resolution dated 8 May 2024		
Tan Ek Kia	Wakil Presiden Komisaris (Komisaris Independen) Vice President Commissioner (Independent Commissioner)	2012-2015	Keputusan RUPS Tahunan 2012 tanggal 4 Juni 2012 2012 Annual GMS Resolution dated 4 June 2012	Teknik Mesin Mechanical Engineering	• Minyak dan Gas • Petrokimia • Oil and Gas • Petrochemical
		2015-2018	Keputusan RUPS Tahunan 2015 tanggal 8 Juni 2015 2015 Annual GMS Resolution dated 8 June 2015		
		2018-2021	Keputusan RUPS Tahunan 2018 tanggal 23 April 2018 2018 Annual GMS Resolution dated 23 April 2018		
		2021-2024	Keputusan RUPS Tahunan 2021 tanggal 15 April 2021 2021 Annual GMS Resolution dated 15 April 2021		
		2024-2027	Keputusan RUPS Tahunan 2024 tanggal 8 Mei 2024 2024 Annual GMS Resolution dated 8 May 2024		

Nama Name	**Jabatan** Position	**Periode** Period	**Dasar Pengangkatan** Basis of Appointment	**Pendidikan dan Pengetahuan** Education and Knowledge	**Pengalaman Kerja** Work Experience
Ho Hon Cheong	Komisaris (Komisaris Independen) Commissioner (Independent Commissioner)	2015-2018	Keputusan RUPS Luar Biasa 2015 tanggal 20 Maret 2015 2015 Extraordinary GMS Resolution dated 20 March 2015	• Teknik • Keuangan dan Akuntansi • Engineering • Finance and Accounting	• Keuangan dan Manajemen Risiko • Pengelola Investasi • Finance and Risk Management • Investment Manager
		2018-2021	Keputusan RUPS Tahunan 2018 tanggal 23 April 2018 2018 Annual GMS Resolution dated 23 April 2018		
		2021-2024	Keputusan RUPS Tahunan 2021 tanggal 15 April 2021 2021 Annual GMS Resolution dated 15 April 2021		
		2024-2027	Keputusan RUPS Tahunan 2024 tanggal 8 Mei 2024 2024 Annual GMS Resolution dated 8 May 2024		
Agus Salim Pangestu	Komisaris Commissioner	2012-2015	Keputusan RUPS Tahunan 2012 tanggal 4 Juni 2012 2012 Annual GMS Resolution dated 4 June 2012	Ilmu Ekonomi dan Administrasi Bisnis Economics and Business Administration	• Sumber Daya Manusia • Analis Keuangan • Perkebunan • Industri Kimia • Human Resources • Financial Analyst • Plantations • Chemical Industry
		2015-2018	Keputusan RUPS Tahunan 2015 tanggal 8 Juni 2015 2015 Annual GMS Resolution dated 8 June 2015		
		2018-2021	Keputusan RUPS Tahunan 2018 tanggal 23 April 2018 2018 Annual GMS Resolution dated 23 April 2018		
		2021-2024	Keputusan RUPS Tahunan 2021 tanggal 15 April 2021 2021 Annual GMS Resolution dated 15 April 2021		
		2024-2027	Keputusan RUPS Tahunan 2024 tanggal 8 Mei 2024. 2024 Annual GMS Resolution dated 8 May 2024.		

Nama Name	Jabatan Position	Periode Period	Dasar Pengangkatan Basis of Appointment	Pendidikan dan Pengetahuan Education and Knowledge	Pengalaman Kerja Work Experience
Lim Chong Thian	Komisaris Commissioner	2019-2021	Keputusan RUPS Tahunan 2019 tanggal 13 Mei 2019 2019 Annual GMS Resolution dated 13 May 2019	Bisnis Business	• Minyak dan Gas • Perkebunan • Industri Kimia • Oil and Gas • Plantations • Industry Chemistry
		2021-2024	Keputusan RUPS Tahunan 2021 tanggal 15 April 2021 2021 Annual GMS Resolution dated 15 April 2021		
		2024-2027	Keputusan RUPS Tahunan 2024 tanggal 8 Mei 2024. 2024 Annual GMS Resolution dated 8 May 2024.		
Thammasak Sethaudom**	Komisaris Commissioner	2018-2021	Keputusan RUPS Tahunan 2018 tanggal 23 April 2018 2018 Annual GMS Resolution dated 23 April 2018	• Teknik Elektro • Administrasi Bisnis • Electrical Engineering • Business Administration	Industri Kimia Chemical Industry
		2021-2024	Keputusan RUPS Tahunan 2021 tanggal 15 April 2021 2021 Annual GMS Resolution dated 15 April 2021		
Tanawong Areeratchakul**	Komisaris Commissioner	2019-2021	Keputusan RUPS Tahunan 2019 tanggal 13 Mei 2019 2019 Annual GMS Resolution dated 13 May 2019	• Teknik Elektro • Manajemen • Electrical Engineering • Management	Petrokimia Petrochemical
		2021-2024	Keputusan RUPS Tahunan 2021 tanggal 15 April 2021 2021 Annual GMS Resolution dated 15 April 2021		
Chatri Eamsobhana**	Komisaris Commissioner	2023-2024	Keputusan RUPS Luar Biasa 2023 tanggal 12 Januari 2023 2023 Extraordinary GMS Resolution dated 12 January 2023	• Teknik Kimia • Administrasi Bisnis • Chemical Engineering • Business Administration	Indsutri Kimia Chemical Industry
Suracha Udomsak***	Komisaris Commissioner	2024-2027	Keputusan RUPS Luar Biasa 2024 tanggal 23 Oktober 2024. 2024 Extraordinary GMS Resolution dated 23 October 2024	Teknik Kimia Chemical Engineering	Industri Kimia Chemical Industry

Nama Name	**Jabatan** Position	**Periode** Period	**Dasar Pengangkatan** Basis of Appointment	**Pendidikan dan Pengetahuan** Education and Knowledge	**Pengalaman Kerja** Work Experience
Chantanida Sarigaphuti*	Komisaris Commissioner	2024-2027	Keputusan RUPS Tahunan 2024 tanggal 8 Mei 2024 2024 Annual GMS Resolution dated 8 May 2024	• Sains • Administrasi Bisnis • Science • Business Administration	Industri Kimia Chemical Industry
Mongkol Hengrojanasophon****	Komisaris Commissioner	2024	Keputusan RUPS Tahunan 2024 tanggal 8 Mei 2024 2024 Annual GMS Resolution dated 8 May 2024	Teknik Kimia Chemical Engineering	Industri Kimia Chemical Industry
Sakchai Patiparnpreechavud	Komisaris Commissioner	2021-2024	Keputusan RUPS Luar Biasa 2021 tanggal 8 November 2021 2021 Extraordinary GMS Resolution dated 8 November 2021	• Teknik Kimia • Administrasi Bisnis • Chemical Engineering • Business Administration	• Industri Kimia • Industri Petrokimia • Chemical Industry • Petrochemical
		2024-2027	Keputusan RUPS Tahunan 2024 tanggal 8 Mei 2024 2024 Annual GMS Resolution dated 8 May 2024		
Santi Wasanasiri	Komisaris Commissioner	2021-2024	Keputusan RUPS Luar Biasa 2021 tanggal 8 November 2021 2021 Extraordinary GMS Resolution dated 8 November 2021	Teknik Kimia Chemical Engineering	• Minyak dan Gas • Petrokimia • Oil and Gas • Petrochemical
		2024-2027	Keputusan RUPS Tahunan 2024 tanggal 8 Mei 2024 2024 Annual GMS Resolution dated 8 May 2024		
Bandhit Thamprajamchit	Komisaris Commissioner	2023-2024	Keputusan RUPS Luar Biasa 2023 tanggal 12 Januari 2023 2023 Extraordinary GMS Resolution dated 12 January 2023	• Teknik Kimia • Administrasi Bisnis • Chemical Engineering • Business Administration	• Minyak dan Gas • Petrokimia • Oil and Gas • Petrochemical
		2024-2027	Keputusan RUPS Tahunan 2024 tanggal 8 Mei 2024 2024 Annual GMS Resolution dated 8 May 2024		
Surong Bulakul**	Komisaris Commissioner	2021-2024	Keputusan RUPS Luar Biasa 2021 tanggal 8 November 2021 2021 Extraordinary GMS Resolution dated 8 November 2021	• Teknik Industri • Riset Operasi • Administrasi Bisnis • Industrial Engineering • Operations Research • Business Administration	• Anti-korupsi • Kamar dagang • Plastik • Gas • Energi • Anti-corruption • Chamber of Commerce • Plastic • Gas • Energy

Nama Name	**Jabatan** Position	**Periode** Period	**Dasar Pengangkatan** Basis of Appointment	**Pendidikan dan Pengetahuan** Education and Knowledge	**Pengalaman Kerja** Work Experience
Erry Riyana Hardjapamekas**	Komisaris Commissioner	2021-2024	Keputusan RUPS Luar Biasa 2021 tanggal 8 November 2021 2021 Extraordinary GMS Resolution dated 8 November 2021	Akuntansi Accounting	• Ritel • FMCG • Satelit • Pembangkit listrik • Konsultan lingkungan • Hospitality • Anti-korupsi • Retail • FMCG • Satellite • Power Plant • Environmental Consultant • Hospitality • Anti-corruption
Rudy Suparman**	Komisaris Commissioner	2021-2024	Keputusan RUPS Luar Biasa 2021 tanggal 8 November 2021 2021 Extraordinary GMS Resolution dated 8 November 2021	Manajemen Keuangan Financial Management	• Energi • Geothermal • Perkebunan • Energy • Geothermal • Plantation
Diana Arsiyanti**	Komisaris Commissioner	2023-2024	Keputusan RUPS Luar Biasa 2023 tanggal 12 Januari 2023 2023 Extraordinary GMS Resolution dated 12 January 2023	Hukum Law	Hukum Legal

*Menjabat sejak 8 Mei 2024 sesuai dengan keputusan RUPS Tahunan tanggal 8 Mei 2024
**Menjabat hingga 8 Mei 2024 sesuai dengan keputusan RUPS Tahunan tanggal 8 Mei 2024
***Menjabat sejak 23 Oktober 2024 sesuai dengan keputusan RUPS Luar Biasa tanggal 23 Oktober 2024
****Menjabat hingga 23 Oktober 2024 sesuai dengan keputusan RUPS Luar Biasa tanggal 23 Oktober 2024
*Serves since 8 May 2024 in accordance with Annual GMS Resolution dated 8 May 2024
**Served until 8 May 2024 in accordance with Annual GMS Resolution dated 8 May 2024
***Serves since 23 October 2024 in accordance with Extraordinary GMS Resolution dated 23 October 2024
****Served until 23 October 2024 in accordance with Extraordinary GMS Resolution dated 23 October 2024

KOMISARIS INDEPENDEN

Komisaris Independen merupakan pihak dari luar perusahaan yang tidak terafiliasi, baik dengan anggota Dewan Komisaris lainnya, anggota Direksi, maupun Pemegang Saham Utama dan Pengendali. Komisaris Independen bertanggung jawab untuk melakukan pengawasan sekaligus mewakili kepentingan Pemegang Saham minoritas.

Sesuai ketentuan Peraturan Otoritas Jasa Keuangan No. 33/POJK.04/2014 tentang Direksi dan Dewan Komisaris Emiten atau Perusahaan Publik, jumlah Komisaris Independen minimal 30% dari total Dewan Komisaris yang menjabat. Selaras dengan ketentuan tersebut, RUPS telah mengangkat 3 (tiga) atau 33% Komisaris Independen dari 10 orang Dewan Komisaris di Chandra Asri Group hingga akhir tahun buku 2024.

INDEPENDENT COMMISSIONERS

Independent Commissioners are parties from outside the Company, unaffiliated with other members of the Board of Commissioners, members of the Board of Directors, as well as the Major and Controlling Shareholders. Independent Commissioners are responsible for overseeing and representing the interests of minority shareholders.

Pursuant to the provisions of Financial Services Authority Regulation No. 33/POJK.04/2014 on the Board of Directors and Board of Commissioners of Issuers or Public Companies, the number of Independent Commissioners has to be at least 30% of the total number of commissioners serving on the board. In line with these provisions, the GMS has appointed 3 (three) or representing 33% of Independent Commissioners from the 10 members of the Board of Commissioners at Chandra Asri Group as of the end of the 2024 fiscal year.

Kriteria Penentuan Komisaris Independen

Seluruh Komisaris Independen Perseroan telah memenuhi ketentuan Peraturan Otoritas Jasa Keuangan No. 33/POJK.04/2014 tentang Direksi dan Dewan Komisaris Emiten atau Perusahaan Publik, yaitu:

1. Bukan merupakan orang yang bekerja atau mempunyai wewenang dan tanggung jawab untuk merencanakan, memimpin, mengendalikan, atau mengawasi kegiatan Perseroan dalam waktu 6 (enam) bulan terakhir sejak pengangkatan pertama kali;
2. Tidak mempunyai saham, baik langsung maupun tidak langsung pada Perseroan;
3. Tidak mempunyai hubungan afiliasi dengan Perseroan, anggota Dewan Komisaris, anggota Direksi, atau Pemegang Saham Utama Perseroan;
4. Tidak mempunyai hubungan usaha, baik langsung maupun tidak langsung, yang berkaitan dengan kegiatan usaha Perseroan;
5. Tidak memiliki rangkap jabatan pada perusahaan lainnya yang terafiliasi dengan Perseroan; dan
6. Mengerti peraturan perundang-undangan di bidang pasar modal.

Independent Commissioners' Criteria

All of the Company's Independent Commissioners have complied with the following provisions of Financial Services Authority Regulation No. 33/POJK.04/2014 on Board of Directors and Board of Commissioners of Issuer or Public Companies:

1. Has no authority and responsibility to plan, lead, control, or supervise the Company's activities 6 (six) months prior to their first appointment;
2. Has no shares in the Company, either directly or indirectly;
3. Has no affiliation with the Company, its Board of Commissioners, its Board of Directors, or its majority shareholders;
4. Has no business relationship, either directly or indirectly, related to the Company's business activities;
5. Has no concurrent positions at other companies affiliated with the Company; and
6. Understands laws and regulations in the field of capital markets.

Independensi dan Hubungan Afiliasi

Pengambilan keputusan yang dilakukan oleh Dewan Komisaris dilakukan secara objektif dan bertujuan semata-mata untuk kepentingan Perseroan. Untuk itu diperlukan independensi yang dapat terwujud dengan menghindari berbagai jenis konflik kepentingan, baik sesama anggota Dewan Komisaris, Direksi, Pemegang Saham Pengendali, maupun pihak eksternal yang berkepentingan lainnya.

Hubungan afiliasi antara anggota Dewan Komisaris, Direksi, dan Pemegang Saham Pengendali, dapat dilihat sebagaimana tabel di bawah ini:

Independence and Affiliated Relationships

Decision-making by the Board of Commissioners is carried out objectively and solely in the interests of the Company. Towards this end, independence is required, which can be realized by avoiding various types of conflicts of interest, whether among members of the Board of Commissioners, the Board of Directors, Controlling Shareholders, and other interested external parties.

The affiliated relations between members of the Board of Commissioners, Board of Directors, and Controlling Shareholders can be viewed in the following table:

Hubungan Keuangan, Keluarga dan Kepengurusan Komisaris
Financial, Family, and Management Relationships of Commissioners

Nama Name	**Jabatan** Position	**Hubungan Keuangan dan/atau Kepengurusan dengan** Financial and/or Management Relationship With			**Hubungan Keluarga dengan** Family Relationship With		
		Dewan Komisaris Board of Commissioners	**Direksi** Board of Directors	**Pemegang Saham** Shareholders	**Dewan Komisaris** Board of Commissioners	**Direksi** Board of Directors	**Pemegang Saham** Shareholders
Djoko Suyanto	Presiden Komisaris (Komisaris Independen) President Commissioner (Independent Commissioner)	-	-	-	-	-	-

Nama Name	**Jabatan** Position	**Hubungan Keuangan dan/atau Kepengurusan dengan** Financial and/or Management Relationship With			**Hubungan Keluarga dengan** Family Relationship With		
		Dewan Komisaris Board of Commissioners	**Direksi** Board of Directors	**Pemegang Saham** Shareholders	**Dewan Komisaris** Board of Commissioners	**Direksi** Board of Directors	**Pemegang Saham** Shareholders
Tan Ek Kia	Wakil Presiden Komisaris (Komisaris Independen) Vice President Commissioner (Independent Commissioner)	-	-	-	-	-	-
Ho Hon Cheong	Komisaris (Komisaris Independen) Commissioner (Independent Commissioner)	-	-	-	-	-	-
Agus Salim Pangestu	Komisaris Commissioner	-	-	✓	-	✓	✓
Lim Chong Thian	Komisaris Commissioner	-	-	✓	-	-	-
Thammasak Sethaudom**	Komisaris Commissioner	-	-	✓	-	-	-
Tanawong Areeratchakul**	Komisaris Commissioner	-	-	✓	-	-	-
Chatri Eamsobhana**	Komisaris Commissioner	-	-	✓	-	-	-
Suracha Udomsak***	Komisaris Commissioner	-	-	✓	-	-	-
Chantanida Sarigaphuti*	Komisaris Commissioner	-	-	✓	-	-	-
Mongkol Hengrojanasophon****	Komisaris Commissioner	-	-	✓	-	-	-
Sakchai Patiparnpreechavud	Komisaris Commissioner	-	-	✓	-	-	-
Santi Wasanasiri	Komisaris Commissioner	-	-	✓	-	-	-
Bandhit Thamprajamchit	Komisaris Commissioner	-	-	✓	-	-	-
Surong Bulakul**	Komisaris (Komisaris Independen) Commissioner (Independent Commisioner)	-	-	-	-	-	-
Erry Riyana Hardjapamekas**	Komisaris (Komisaris Independen) Commissioner (Independent Commissioner)	-	-	-	-	-	-

Nama Name	Jabatan Position	Hubungan Keuangan dan/atau Kepengurusan dengan Financial and/or Management Relationship With			Hubungan Keluarga dengan Family Relationship With		
		Dewan Komisaris Board of Commissioners	Direksi Board of Directors	Pemegang Saham Shareholders	Dewan Komisaris Board of Commissioners	Direksi Board of Directors	Pemegang Saham Shareholders
Rudy Suparman**	Komisaris Commissioner	-	-	✓	-	-	-
Diana Arsiyanti**	Komisaris Commissioner	-	-	✓	-	-	-

*Menjabat sejak 8 Mei 2024 sesuai dengan keputusan RUPS Tahunan tanggal 8 Mei 2024
**Menjabat hingga 8 Mei 2024 sesuai dengan keputusan RUPS Tahunan tanggal 8 Mei 2024
***Menjabat sejak 23 Oktober 2024 sesuai dengan keputusan RUPS Luar Biasa tanggal 23 Oktober 2024
****Menjabat hingga 23 Oktober 2024 sesuai dengan keputusan RUPS Luar Biasa tanggal 23 Oktober 2024
*Serves since 8 May 2024 in accordance with Annual GMS Resolution dated 8 May 2024
**Served until 8 May 2024 in accordance with Annual GMS Resolution dated 8 May 2024
***Serves since 23 October 2024 in accordance with Extraordinary GMS Resolution dated 23 October 2024
****Served until 23 October 2024 in accordance with Extraordinary GMS Resolution dated 23 October 2024

ORIENTASI BAGI DEWAN KOMISARIS BARU

Chandra Asri Group telah memiliki mekanisme pemberian orientasi bagi anggota Dewan Komisaris baru. Pelaksanaan program tersebut dilakukan setelah pengangkatan oleh RUPS.

Dalam kegiatan orientasi, Perseroan menginformasikan materi yang relevan dengan perkembangan kegiatan usaha, yang disampaikan oleh Direktur terkait. Kegiatan ini dikoordinasikan oleh Sekretaris Perusahaan.

Pada tahun 2024, Perseroan mengalami perubahan susunan Dewan Komisaris. Kegiatan orientasi bagi komisaris baru telah dilaksanakan, antara lain terkait dengan penyampaian materi Tata Kelola Perusahaan, Strategi dan Kinerja Perseroan, Manajemen Risiko, dan topik-topik yang relevan dengan bidang tugas Komisaris baru.

ORIENTATION FOR THE NEW BOARD OF COMMISSIONERS

Chandra Asri Group has a mechanism in place to provide orientation to new members of the Board of Commissioners. The program is implemented following a new member's appointment by the GMS.

In these orientation activities, the Company provides material relevant to the development of business activities that is presented by the appropriate Director. This activity is managed by the Corporate Secretary.

In 2024, the Company experienced changes in its Board of Commissioners membership composition. Orientation activities for new commissioners have been carried out. These activities included the delivery of materials on Corporate Governance, Company Strategy and Performance, Risk Management, and topics relevant to the new Commissioner's field of duty.

PELAKSANAAN TUGAS TAHUN BUKU

Selama tahun 2024, pelaksanaan tugas Dewan Komisaris Perseroan yang telah direalisasikan, antara lain:

1. Memantau dan memberi nasihat kepada Direksi terkait kinerja Perseroan, seperti operasional, keuangan, dan penjualan;
2. Mengawasi penerapan kebijakan strategis oleh Direksi;
3. Meninjau perkembangan implementasi proyek yang sedang berlangsung dan dalam perencanaan;
4. Meninjau Laporan Keuangan periode tahun buku 2024; dan
5. Mengevaluasi pencapaian kinerja *Corporate Scorecard* 2024 serta *review* dan menyetujui anggaran dan *Corporate Scorecard* tahun berikutnya.

IMPLEMENTATION OF DUTIES DURING THE FISCAL YEAR

The following is a list of the duties performed by the Company's Board of Commissioners throughout 2024:

1. Monitoring and providing advice to the Board of Directors related to the Company's performance, such as operations, finance, and sales;
2. Supervising the implementation of the strategic policies by the Board of Directors;
3. Reviewing the progress of ongoing and planned project implementation;
4. Reviewing the Financial Statements for the 2024 fiscal year; and
5. Evaluating the achievement of Corporate Scorecard 2024 performance and reviewing as well as approving the following year's budget and Corporate Scorecard.

RAPAT DEWAN KOMISARIS

Kebijakan

Kebijakan terkait rapat Dewan Komisaris, antara lain mengacu pada Peraturan Otoritas Jasa Keuangan No. 33/POJK.04/2014 tentang Direksi dan Dewan Komisaris Emiten atau Perusahaan Publik. Dewan Komisaris wajib mengadakan rapat paling kurang 1 (satu) kali dalam 2 (dua) bulan. Rapat tersebut dapat dilangsungkan apabila dihadiri mayoritas dari seluruh anggota Dewan Komisaris.

Dewan Komisaris juga wajib mengadakan rapat bersama Direksi secara berkala, paling kurang 1 (satu) kali dalam 4 (empat) bulan. Seluruh kehadiran rapat Dewan Komisaris wajib disampaikan dalam laporan tahunan.

Pengambilan keputusan kedua rapat ini didasarkan pada musyawarah untuk mufakat dengan ketentuan kuorum untuk seluruh rapat Dewan Komisaris adalah lebih dari separuh jumlah anggota Dewan Komisaris yang hadir. Bilamana musyawarah untuk mufakat tidak tercapai, maka pengambilan keputusan dapat diputuskan pada suara terbanyak yang hadir dalam rapat tersebut.

Frekuensi dan Kehadiran

Sepanjang tahun 2024, Dewan Komisaris telah melaksanakan rapat internal sebanyak 9 (sembilan) kali, rapat gabungan dengan Direksi 4 (empat) kali, serta pelaksanaan RUPS 2 (dua) kali. Secara rata-rata, kehadiran setiap anggota Dewan Komisaris dalam rapat internal, yakni 95,1%. Sedangkan untuk rapat gabungan dengan Direksi sebanyak 98,6%.

Rincian frekuensi dan tingkat kehadiran Dewan Komisaris dalam rapat diungkapkan dalam tabel di bawah ini:

BOARD OF COMMISSIONERS' MEETINGS

Policy

The Board of Commissioners meeting-related policy set by the Company refers to Financial Services Authority Regulation No. 33/POJK.04/2014 on the Board of Directors and Board of Commissioners of Issuers or Public Companies. The Board of Commissioners is required to hold a meeting at least once every two months. The meeting can be held if it is attended by a majority of all members of the Board of Commissioners.

The Board of Commissioners is also required to hold regular meetings with the Board of Directors, at least once every four months. The Company's annual report must include all attendance details of these meetings.

The decision-making process for these two meetings is based on deliberation to reach a consensus, with the provision that the quorum for all Board of Commissioners meetings is more than half of the total number of members present. In the event that deliberation to reach consensus cannot be reached, the decision can be made by a majority vote of those present at the meeting.

Frequency and Attendance

Throughout 2024, the Board of Commissioners held 9 (six) internal meetings, 4 (four) joint meetings with the Board of Directors, and 2 (two) GMS meetings. On average, each member of the Board of Commissioners recorded an attendance rate of 95.1% in internal meetings, and 98.6% in joint meetings with the Board of Directors.

Details of the frequency and attendance rate of the Board of Commissioners in meetings are disclosed in the following table:

Frekuensi dan Tingkat Kehadiran Dewan Komisaris dalam Rapat
Frequency and Attendance of the Board of Commissioners in Meetings

Nama Name	Jabatan Position	Rapat Internal Dewan Komisaris Board of Commissioners' Internal Meeting			Rapat Gabungan dengan Direksi Joint Meetings with the Board of Directors			RUPS GMS (General Meeting of Shareholders)		
		Jumlah Rapat Number of Meetings	Jumlah Kehadiran Meetings Attended	%	Jumlah Rapat Number of Meetings	Jumlah Kehadiran Meetings Attended	%	Jumlah Rapat Number of Meetings	Jumlah Kehadiran Meetings Attended	%
Djoko Suyanto	Presiden Komisaris (Komisaris Independen) President Commissioner (Independent Commissioner)	9	8	89	4	4	100	2	2	100

Nama Name	**Jabatan** Position	**Rapat Internal Dewan Komisaris** Board of Commissioners' Internal Meeting			**Rapat Gabungan dengan Direksi** Joint Meetings with the Board of Directors			**RUPS** GMS (General Meeting of Shareholders)		
		Jumlah Rapat Number of Meetings	**Jumlah Kehadiran** Meetings Attended	%	**Jumlah Rapat** Number of Meetings	**Jumlah Kehadiran** Meetings Attended	%	**Jumlah Rapat** Number of Meetings	**Jumlah Kehadiran** Meetings Attended	%
Tan Ek Kia	Wakil Presiden Komisaris (Komisaris Independen) Vice President Commissioner (Independent Commissioner)	9	9	100	4	4	100	2	1	50
Ho Hon Cheong	Komisaris (Komisaris Independen) Commissioner (Independent Commissioner)	9	9	100	4	4	100	2	1	50
Agus Salim Pangestu	Komisaris Commissioner	9	7	78	4	3	75	2	1	50
Lim Chong Thian	Komisaris Commissioner	9	9	100	4	4	100	2	2	100
Sakchai Patiparnpreechavud	Komisaris Commissioner	9	9	100	4	4	100	2	0	0
Santi Wasanasiri	Komisaris Commissioner	9	9	100	4	4	100	2	1	50
Bandhit Thamprajamchit	Komisaris Commissioner	9	8	89	4	4	100	2	1	50
Chantanida Sarigaphuti*	Komisaris Commissioner	5	4	80	3	3	100	1	0	0
Suracha Udomsak***	Komisaris Commissioner	1	1	100	1	1	100	0	0	0
Mongkol Hengrojanasophon****	Komisaris Commissioner	4	3	75	2	2	100	0	0	0
Thammasak Sethaudom**	Komisaris Commissioner	4	4	100	1	1	100	1	1	100
Tanawong Areeratchakul**	Komisaris Commissioner	4	4	100	1	1	100	1	1	100
Chatri Eamsobhana**	Komisaris Commissioner	4	4	100	1	1	100	1	1	100
Surong Bulakul**	Komisaris Commissioner	4	4	100	1	1	100	1	0	0
Erry Riyana Harjapamekas**	Komisaris Commissioner	4	4	100	1	1	100	1	1	100
Rudy Suparman**	Komisaris Commissioner	4	4	100	1	1	100	1	1	100
Diana Arsiyanti**	Komisaris Commissioner	4	4	100	1	1	100	1	1	100

*Menjabat sejak 8 Mei 2024 sesuai dengan keputusan RUPS Tahunan tanggal 8 Mei 2024
**Menjabat hingga 8 Mei 2024 sesuai dengan keputusan RUPS Tahunan tanggal 8 Mei 2024
***Menjabat sejak 23 Oktober 2024 sesuai dengan keputusan RUPS Luar Biasa tanggal 23 Oktober 2024
****Menjabat hingga 23 Oktober 2024 sesuai dengan keputusan RUPS Luar Biasa tanggal 23 Oktober 2024
*Serves since 8 May 2024 in accordance with Annual GMS Resolution dated 8 May 2024
**Served until 8 May 2024 in accordance with Annual GMS Resolution dated 8 May 2024
***Serves since 23 October 2024 in accordance with Extraordinary GMS Resolution dated 23 October 2024
****Served until 23 October 2024 in accordance with Extraordinary GMS Resolution dated 23 October 2024

Agenda Rapat Internal Dewan Komisaris
Agenda of Board of Commissioners Internal Meetings

No.	Tanggal Date	Agenda Agenda Items
1.	31 Januari 2024 31 January 2024	Persetujuan BOC atas Proyek CA-EDC sebagai berikut: • Final Investment Decision untuk eksekusi proyek • Penunjukkan kontraktor EPC • Pinjaman dari OCBC Singapura BOC's approval on CA-EDC Project as follows: • Final Investment Decision to execute the Project • Award of EPC Contractor • To obtain loan from OCBC Singapore
2.	7 Februari 2024 7 February 2024	Performa Perseroan bulan Desember 2023 Company's performance for the month of December 2023
3.	18 Maret 2024 18 March 2024	Performa Perseroan bulan Januari 2024 Company's performance for the month of January 2024
4.	25 April 2024 25 April 2024	Diskusi proyek akuisisi Shell Energy and Chemicals Park Singapore (SECP) Persetujuan BOC atas proyek akuisisi Shell Energy and Chemicals Park Singapore (SECP) sebagai berikut: • Akuisisi aset Shell yaitu Bukom & Jurong *energy and chemical park* melalui JV dengan Glencore • Pendirian JV antara Chandra Asri Group (80%) dan Glencore (20%) Discussion on Shell Energy and Chemicals Park Singapore (SECP) Acquisition Project BOC's approval on Shell Energy and Chemicals Park Singapore (SECP) Acquisition Project as follows: • Acquisition of Shell Bukom & Jurong energy and chemical park assets through JV with Glencore • Establishment of JV between Chandra Asri Group (80%) and Glencore (20%)
5.	6 Juni 2024 6 June 2024	Performa Perseroan bulan April 2024 Company's performance for the month of April 2024
6.	5 Agustus 2024 5 August 2024	Performa Perseroan bulan Juni 2024 Company's performance for the month of June 2024
7.	9 September 2024 9 September 2024	Performa Perseroan bulan Juli 2024 Company's performance for the month of July 2024
8.	10 September 2024 10 September 2024	Diskusi dan review kegiatan TAM, Pre-TAM, dan Pit Stop Perseroan Discussion and Review of Company's TAM, Pre-TAM and Pit Stop
9.	16 Desember 2024 16 December 2024	Performa Perseroan bulan Oktober 2024 Company's performance for the month of October 2024

Agenda Rapat Dewan Komisaris dan Direksi
Agenda of Joint Meetings of the Board of Commissioners and Board of Directors

No.	Tanggal Date	Agenda Agenda Items
1.	18 Maret 2024 18 March 2024	• Laporan status perkembangan proyek berjalan • Diskusi performa triwulanan • Diskusi *scorecard* Perseroan • Diskusi dan persetujuan *Audited Accounts* 2023 • Review Laporan Tahunan 2023 • Persetujuan usulan agenda RUPS Tahunan 2024 • Penentuan Penggunaan Laba Bersih Perseroan untuk 2023 • Diskusi Forecast Terbaru Q1 2024 • Diskusi lainnya • Report on the progress status of the running projects • Quarterly performance discussion • Discussion on the Company's scorecard • Discussion and approval of the 2023 Audited Accounts • Review of 2023 Annual Report • Approval of the proposed agenda for 2024 AGMS • Determination of the Use of the Company's Net Profile for 2023 • Discussion of the Q1 2024 Latest Forecast • Other discussion
2.	6 Juni 2024 6 June 2024	• Laporan status perkembangan proyek berjalan • Diskusi performa triwulanan • Diskusi Forecast Terbaru Q2 2024 • Diskusi lainnya • Report on the progress status of the running projects • Quarterly performance discussion • Discussion of the Q2 2024 latest forecast • Other discussion
3.	9 September 2024 9 September 2024	• Laporan status perkembangan proyek berjalan • Diskusi performa triwulanan • Diskusi Forecast Terbaru Q3 2024 • Diskusi Rencana Bisnis Perseroan (2025-2030) • Diskusi lainnya • Report on the progress status of the running projects • Quarterly performance discussion • Discussion of the Q3 2024 latest forecast • Discussion of the Company's Business Plan (2025-2030) • Other discussion
4.	16 Desember 2024 16 December 2024	• Laporan status perkembangan proyek berjalan • Diskusi performa triwulanan • Diskusi Forecast Terbaru Q4 2024 • Persetujuan Budget 2025 • Diskusi hasil Estimasi Terakhir Scorecard Desember 2024 • Persetujuan Corporate Scorecard 2025 • Diskusi lainnya • Report on the progress status of the running projects • Quarterly performance discussion • Discussion of the Q4 2024 latest forecast • Approval for 2025 Budget • Discussion on the results of Latest Estimate December 2024 Scorecard • Approval for 2025 Corporate Score Card • Other discussion

PENGEMBANGAN KOMPETENSI DEWAN KOMISARIS

Kebijakan

Pengembangan kompetensi Dewan Komisaris merupakan bagian dari upaya untuk mengikuti perkembangan kondisi eksternal, terutama yang berpotensi memberikan dampak bagi Perseroan. Kondisi dimaksud tidak terbatas pada perkembangan industri, tetapi juga terkait dengan informasi regulasi atau lainnya. Karena itu, Perseroan telah memiliki kebijakan untuk memberikan dukungan bagi kegiatan pengembangan kompetensi Dewan Komisaris.

Realisasi

Seiring dengan penambahan kegiatan usaha Perseroan, kegiatan di internal semakin dinamis. Karena itu, sepanjang tahun 2024 tidak ada anggota Dewan Komisaris yang mengikuti kegiatan pelatihan dan pengembangan kompetensi.

COMPETENCY DEVELOPMENT OF THE BOARD OF COMMISSIONERS

Policy

Competency development for the Board of Commissioners is part of the Company's effort to keep abreast of developments in external conditions, especially those that have the potential to impact the Company. These conditions are not limited to industrial developments but also related to regulations or other forms of information. As a result, the Company has a policy to provide support for competency development activities for Board of Commissioners members.

Realization

Along with the expansion of the Company's business activities, the Company's internal activities have also become more dynamic. As a result, no members of the Board of Commissioners were able to participate in competency training and development activities in 2024.

DIREKSI
BOARD OF DIRECTORS

Mengacu pada Peraturan Otoritas Jasa Keuangan (POJK) No. 33/POJK.04/2014 tentang Direksi dan Dewan Komisaris Emiten atau Perusahaan Publik, Direksi merupakan organ Perseroan yang berwenang dan bertanggung jawab penuh atas pengurusan Perseroan untuk kepentingan Perseroan. Pelaksanaan kepengurusan tersebut dilaksanakan sesuai dengan maksud dan tujuan Perseroan yang ditetapkan dalam anggaran dasar.

Direksi bertindak secara cermat, berhati-hati, dan dengan mempertimbangkan berbagai aspek penting yang relevan dalam pelaksanaan tugasnya. Direksi menggunakan wewenang yang dimiliki semata-mata untuk kepentingan Perseroan.

PEDOMAN KERJA *(BOARD CHARTER)*

Direksi Chandra Asri Group telah memiliki pedoman kerja (*board charter*), sebagai acuan dalam menjalankan fungsi dan tanggung jawabnya. Pedoman tersebut berlandaskan pada Undang-Undang No. 40 Tahun 2007 tentang Perseroan Terbatas, Peraturan Otoritas Jasa Keuangan No. 33/POJK.04/2014 tentang Direksi dan Dewan Komisaris Emiten atau Perusahaan Publik, Anggaran Dasar

In accordance with Financial Services Authority Regulation (POJK) No. 33/POJK.04/2014 on the Board of Directors and Board of Commissioners of Issuers or Public Companies, the Board of Directors is the authorized organ of the Company who is fully responsible for managing the Company for the interests of the Company. The implementation of management is carried out in accordance with the purposes and objectives of the Company as stipulated in the articles of association.

The Board of Directors acts carefully, prudently, and by considering various important aspects that are relevant to the implementation of their duties. The Board of Directors uses its authority solely in the interests of the Company.

BOARD CHARTER

The Chandra Asri Group Board of Directors has a board charter as a reference in carrying out its functions and responsibilities. The guidelines are based on Law No. 40/2007 on Limited Liability Companies, Financial Services Authority Regulation No. 33/POJK.04/2014 on the Board of Directors and Board of Commissioners of Issuers or Public Companies, the Company's Articles of Association,

Perseroan serta peraturan perundang-undangan lain yang relevan. Pedoman Direksi memuat:

1. Landasan Hukum;
2. Deskripsi Tugas, Tanggung Jawab, dan Wewenang;
3. Nilai-nilai;
4. Waktu Kerja;
5. Kebijakan Rapat;
6. Pelaporan dan Pertanggungjawaban;
7. Benturan Kepentingan;
8. Fungsi Nominasi yang Dilakukan oleh Dewan Komisaris; dan
9. Penutupan.

as well as other relevant laws and regulations. The Board of Directors Guidelines contain the following:

1. Legal Framework;
2. Description of Duties, Responsibilities, and Authority;
3. Corporate Values;
4. Working Hours;
5. Meeting Policy;
6. Reporting and Accountability;
7. Conflicts of Interest;
8. The Nomination Function Carried Out by the Board of Commissioners; and
9. Closing.

TUGAS DAN TANGGUNG JAWAB

Direksi memiliki tugas dan tanggung jawab secara kolegial yaitu memimpin dan mengelola Perseroan untuk mencapai tujuan yang telah ditetapkan. Direksi juga bertanggung jawab mengelola serta memastikan bahwa aset Perseroan digunakan hanya untuk kepentingan Perseroan. Pelaksanaan tugas dan tanggung jawab Direksi disesuaikan dengan amanat Anggaran Dasar Perseroan dan kondisi internal serta eksternal.

Selain tugas kolegial tersebut, masing-masing Direksi Perseroan mengemban tugas dan tanggung jawab khusus, yaitu:

DUTIES AND RESPONSIBILITIES

The Board of Directors has collective duties and responsibilities to lead and manage the Company in achieving its established goals. The Board of Directors is also responsible for managing the Company's assets and ensuring these assets are used only in the interests of the Company. The implementation of the Board of Directors' duties and responsibilities is tailored to the mandate of the Company's Articles of Association, as well as to internal and external conditions.

In addition to its collective duty, each member of the Board of Directors has the following individual duties and responsibilities:

Pembidangan Tugas Masing-masing Direksi
Division of Duties of the Board of Directors

Nama Name	Jabatan Position	Pembidangan Tugas Division of Duties
Erwin Ciputra	Presiden Direktur President Director	Mengelola dan mengembangkan usaha Perseroan sesuai dengan Anggaran Dasar dan Rapat Umum Pemegang Saham. Manage and develop the Company's business in accordance with the Articles of Association and the General Meeting of Shareholders.
Baritono Prajogo Pangestu	Wakil Presiden Direktur Komersial Commercial Vice President Director	**Bidang Komersial** Mengelola dan mengembangkan lini yang berkaitan dengan penjualan dan rantai pasok. **Commercial Division** Manage and develop lines related to sales and supply chain.
Pholavit Thiebpattama	Wakil Presiden Direktur Operasi Operations Vice President Director	**Bidang Operasi** Mengelola dan mengembangkan hal-hal yang berkaitan dengan pengembangan usaha dan operasional. **Operations Division** Manage and develop matters related to business development and operations.
Andre Khor Kah Hin	Direktur Keuangan Finance Director	**Bidang Keuangan** Mengelola dan mengembangkan hal-hal yang berkaitan dengan keuangan, akuntansi, perpajakan, perbendaharaan, hubungan investor, Transformasi Digital, dan teknologi informasi. **Finance Division** Manage and develop matters related to finance, accounting, taxation, treasury, investor relations, Digital Transformation, and information technology.

Nama Name	Jabatan Position	Pembidangan Tugas Division of Duties
Raymond Budhin	Direktur Polymer Sales Polymer Sales Director	**Bidang Penjualan Polymer** Mengelola dan mengembangkan hal-hal yang berkaitan dengan penjualan produk. **Polymer Sales Division** Manage and develop matters related to product sales.
Prapote Stianpapong* **Jirathpol Sunsap****	Direktur Produksi Manufacturing Director	**Bidang Manufaktur** Mengelola dan mengembangkan hal-hal yang berkaitan dengan dengan operasional pabrik, meliputi proses produksi, laboratorium, dan kesehatan serta keselamatan kerja. **Manufacturing Division** Manage and develop matters related to factory operations, including production processes, laboratories, and occupational health and safety.
Fransiskus Ruly Aryawan	Direktur Supply Chain Supply Chain Director	**Bidang Supply Chain** Mengelola dan mengembangkan hal-hal yang berkaitan dengan rantai pasok, meliputi manajemen kontrak, pengadaan, dan bahan baku. **Supply Chain Division** Manage and develop matters related to supply chains, including contract management, procurement, and raw materials.
Suryandi	Direktur Sumber Daya Manusia & Urusan Korporat Human Resources and Corporate Affairs Director	**Bidang Sumber Daya Manusia & Urusan Korporat** Mengelola dan mengembangkan hal-hal yang berkaitan dengan pengembangan sumber daya manusia dan urusan korporat. **Human Resources and Corporate Affairs Division** Manage and develop matters related to human resource development and corporate affairs.
Sarayuth Vorapruekjaru	Direktur Proyek Project Director	**Bidang Pengelolaan Proyek** Mengelola dan mengembangkan hal-hal yang berkaitan dengan proyek untuk pengembangan usaha Perseroan. **Project Management Division** Manage and develop matters related to projects for the Company's business development.
Petch Niyomsen	Direktur Monomer Intermediaries Monomer Intermediaries Director	**Bidang Monomer & Intermediaries** Mengelola dan mengembangkan hal-hal yang berkaitan dengan penjualan produk Monomer. **Monomer & Intermediaries Division** Manage and develop matters related to Monomer product sales.
Anawat Chansaksoong	Direktur Strategi dan Pengembangan Bisnis Strategy and Business Development Director	**Bidang Strategi & Pengembangan Bisnis** Mengelola dan mengembangkan hal-hal yang berkaitan dengan strategi pengembangan bisnis Perseroan. **Strategy & Business Development Division** Manage and develop matters related to the Company's business development strategy.
Suwit Wiwattanawanich	Direktur Proyek, Pemeliharaan dan TEC Projects, Maintenance and Technology Director	**Bidang Proyek, Pemeliharaan & TEC** Mengelola dan mengembangkan hal-hal yang berkaitan dengan perawatan, proses rekayasa, teknologi, dan konstruksi. **Projects, Maintenance & Technology Division** Manage and develop matters related to maintenance, engineering processes, technology, and construction.
Phuping Taweesarp	Direktur ESG dan Keberlanjutan ESG and Sustainability Director	**Bidang ESG & Sustainability** Mengelola dan mengembangkan hal-hal yang berkaitan dengan tata kelola lingkungan, sosial, dan keberlanjutan. **ESG & Sustainability Division** Manage and develop matters related to environmental, social and sustainability governance.

Nama Name	Jabatan Position	Pembidangan Tugas Division of Duties
Boedijono Hadipoespito	Direktur Produksi Hilir Downstream Production Director	**Bidang Produksi Hilir** Mengelola dan mengembangkan hal-hal yang berkaitan dengan operasional produksi hilir, meliputi produksi produk Polymer, Styrene, dan pengelolaan laboratorium. **Downstream Production Division** Manage and develop matters related to downstream production operations, including Polymer and Styrene production and laboratory management.
Edi Riva'i	Direktur Legal dan Urusan Eksternal Legal and External Affairs Director	**Bidang Legal & Urusan Eksternal** Mengelola dan mengembangkan hal-hal yang berkaitan dengan legalitas dan hubungan eksternal. **Legal & External Affairs Division** Manage and develop matters related to legality and external relations.

*Menjabat hingga 23 Oktober 2024 sesuai dengan keputusan RUPS Luar Biasa tanggal 23 Oktober 2024
**Menjabat sejak 23 Oktober 2024 sesuai dengan keputusan RUPS Luar Biasa tanggal 23 Oktober 2024
*Served until 23 October 2024 in accordance with Extraordinary GMS Resolution dated 23 October 2024
**Serves since 23 October 2024 in accordance with Extraordinary GMS Resolution dated 23 October 2024

KOMPOSISI DAN KEBERAGAMAN

Hingga berakhirnya tahun buku 2024, Direksi Perseroan berjumlah 15 orang. Jumlah tersebut telah memadai dalam menjawab kebutuhan dan perkembangan usaha Perseroan, sehingga memungkinkan Direksi menjalankan pengelolaan usaha dengan baik, secara bersama-sama maupun masing-masing.

Agar setiap pengambilan keputusan Direksi efektif dan tepat sasaran, keanggotaan Direksi juga memperhatikan keberagaman pendidikan dan pengetahuan, serta pengalaman kerja masing-masing anggotanya. Informasi terkait komposisi dan keberagaman Direksi Perseroan pada tahun buku 2024 ditunjukkan sebagai berikut:

POSITION AND DIVERSITY

As of the end of the 2024 financial year, the Company's Board of Directors consists of 15 people. This number is sufficient to meet the needs and development of the Company's business. This number also enables the Board of Directors to carry out its business management properly, both as a board and on an individual member basis.

In order to ensure that every instance of decision-making by the Board of Directors to be effective and on target, the membership of the Board of Directors also takes into account the diversity of education and knowledge of its members, as well as the work experience of each member. Information related to the composition and diversity of the Company's Board of Directors in the 2024 financial year is as follows:

Rincian Komposisi dan Keberagaman Direksi
Membership Composition and Diversity of the Board of Directors

Nama Name	**Jabatan** Position	**Periode** Period	**Dasar Pengangkatan** Basis of Appointment	**Pendidikan dan Pengetahuan** Education and Knowledge	**Pengalaman Kerja** Work Experience
Erwin Ciputra	Presiden Direktur President Director	2012-2015	Keputusan RUPS Tahunan 2012 tanggal 4 Juni 2012 2012 Annual GMS Resolution dated 4 June 2012	Ekonomi Economics	• Sekuritas • Aset Manajemen • Industri Kimia • Securities • Asset Management • Chemical Industry
		2015-2018	Keputusan RUPS Tahunan 2015 tanggal 8 Juni 2015 2015 Annual GMS Resolution dated 8 June 2015		
		2018-2021	Keputusan RUPS Tahunan 2018 tanggal 23 April 2018 2018 Annual GMS Resolution dated 23 April 2018		
		2021-2024	Keputusan RUPS Tahunan 2021 tanggal 15 April 2021 2021 Annual GMS Resolution dated 15 April 2021		
		2024-2027	Keputusan RUPS Tahunan 2024 tanggal 8 Mei 2024 2024 Annual GMS Resolution dated 8 May 2024		
Baritono Prajogo Pangestu	Wakil Presiden Direktur Vice President Director	2012-2015	Keputusan RUPS Tahunan 2012 tanggal 4 Juni 2012 2012 Annual GMS Resolution dated 4 June 2012	Bisnis Business	Industri Kimia Chemical Industry
		2015-2018	Keputusan RUPS Tahunan 2015 tanggal 8 Juni 2015 2015 Annual GMS Resolution dated 8 June 2015		
		2018-2021	Keputusan RUPS Tahunan 2018 tanggal 23 April 2018 2018 Annual GMS Resolution dated 23 April 2018		
		2021-2024	Keputusan RUPS Tahunan 2021 tanggal 15 April 2021 2021 Annual GMS Resolution dated 15 April 2021		
		2024-2027	Keputusan RUPS Tahunan 2024 tanggal 8 Mei 2024 2024 Annual GMS Resolution dated 8 May 2024		
Pholavit Thiebpattama	Wakil Presiden Direktur Vice President Director	2023-2024	Keputusan RUPS Tahunan 2023 tanggal 17 Mei 2023 2023 Annual GMS Resolution dated 17 May 2023	Teknik Elektro Electrical Engineering	Industri Kimia Chemical Industry
		2024-2027	Keputusan RUPS Tahunan 2024 tanggal 8 Mei 2024 2024 Annual GMS Resolution dated 8 May 2024		

Nama Name	**Jabatan** Position	**Periode** Period	**Dasar Pengangkatan** Basis of Appointment	**Pendidikan dan Pengetahuan** Education and Knowledge	**Pengalaman Kerja** Work Experience
Andre Khor Kah Hin	Direktur Director	2019-2021	Keputusan RUPS Tahunan 2019 tanggal 13 Mei 2019 2019 Annual GMS Resolution dated 13 May 2019	Keuangan Finance	Minyak dan Gas Oil and Gas
		2021-2024	Keputusan RUPS Tahunan 2021 tanggal 15 April 2021 2021 Annual GMS Resolution dated 15 April 2021		
		2024-2027	Keputusan RUPS Tahunan 2024 tanggal 8 Mei 2024 2024 Annual GMS Resolution dated 8 May 2024		
Raymond Budhin	Direktur Director	2022-2024	Keputusan RUPS Luar Biasa 2022 tanggal 5 Agustus 2022 2022 Extraordinary GMS Resolution dated 5 August 2022	Ilmu Sosial Social Sciences	• Properti • Keuangan • Industri Kimia • Property • Finance • Chemical Industry
		2024-2027	Keputusan RUPS Tahunan 2024 tanggal 8 Mei 2024 2024 Annual GMS Resolution dated 8 May 2024		
Prapote Stianpapong*	Direktur Director	2022-2024	Keputusan RUPS Luar Biasa 2022 tanggal 5 Agustus 2022 2022 Extraordinary GMS Resolution dated 5 August 2022	• Teknik Kimia • Manajemen • Chemical Engineering • Management	Industri Kimia Chemical Industry
Jirathpol Sunsap**	Direktur Director	2024-2027	Keputusan RUPS Luar Biasa 2024 tanggal 23 Oktober 2024 2024 Extraordinary GMS Resolution dated 23 October 2024	Teknik Kimia Chemical Engineering	Industri Petrokimia Petrochemical Industry
Fransiskus Ruly Aryawan	Direktur Director	2015-2018	Keputusan RUPS Tahunan 2015 tanggal 8 Juni 2015 2015 Annual GMS Resolution dated 8 June 2015	Keuangan Finance	• Keuangan • Industri Kimia • Finance • Chemical Industry
		2018-2021	Keputusan RUPS Tahunan 2018 tanggal 23 April 2018 2018 Annual GMS Resolution dated 23 April 2018		
		2021-2024	Keputusan RUPS Tahunan 2021 tanggal 15 April 2021 2021 Annual GMS Resolution dated 15 April 2021		
		2024-2027	Keputusan RUPS Tahunan 2024 tanggal 8 Mei 2024 2024 Annual GMS Resolution dated 8 May 2024		

Nama Name	**Jabatan** Position	**Periode** Period	**Dasar Pengangkatan** Basis of Appointment	**Pendidikan dan Pengetahuan** Education and Knowledge	**Pengalaman Kerja** Work Experience
Suryandi	Direktur Director	2013-2015	Keputusan RUPS Luar Biasa 2013 tanggal 31 Oktober 2013 2013 Extraordinary GMS Resolution dated 31 October 2013	Ekonomi Economics	• Keuangan • Industri Kimia • Finance • Chemical Industry
		2015-2018	Keputusan RUPS Tahunan 2015 tanggal 8 Juni 2015 2015 Annual GMS Resolution dated 8 June 2015		
		2018-2021	Keputusan RUPS Luar Biasa 2018 tanggal 24 Oktober 2018 2018 Extraordinary GMS Resolution dated 24 October 2018		
		2021-2024	Keputusan RUPS Tahunan 2021 tanggal 15 April 2021 2021 Annual GMS Resolution dated 15 April 2021		
		2024-2027	Keputusan RUPS Tahunan 2024 tanggal 8 Mei 2024 2024 Annual GMS Resolution dated 8 May 2024		
Sarayuth Vorapruekjaru	Direktur Director	2023-2024	Keputusan RUPS Tahunan 2023 tanggal 17 Mei 2023 2023 Annual GMS Resolution dated 17 May 2023	Teknik Kimia Chemical Engineering	Industri Kimia Chemical Industry
Petch Niyomsen	Direktur Director	2021-2024	Keputusan RUPS Luar Biasa 2021 tanggal 8 November 2021 2021 Extraordinary GMS Resolution dated 8 November 2021	Teknik Kimia Chemical Engineering	Industri Kimia Chemical Industry
		2024-2027	Keputusan RUPS Tahunan 2024 tanggal 8 Mei 2024 2024 Annual GMS Resolution dated 8 May 2024		
Anawat Chansaksoong	Direktur Director	2024	Keputusan RUPS Luar Biasa 2023 tanggal 29 Desember 2023 2023 Extraordinary GMS Resolution dated 29 December 2023	Teknik Kimia Chemical Engineering	Minyak dan Gas Oil and Gas
		2024-2027	Keputusan RUPS Tahunan 2024 tanggal 8 Mei 2024 2024 Annual GMS Resolution dated 8 May 2024		

Nama Name	Jabatan Position	Periode Period	Dasar Pengangkatan Basis of Appointment	Pendidikan dan Pengetahuan Education and Knowledge	Pengalaman Kerja Work Experience
Suwit Wiwattanawanich	Direktur Director	2021-2024	Keputusan RUPS Luar Biasa 2021 tanggal 8 November 2021 2021 Extraordinary GMS Resolution dated 8 November 2021	Teknik Instrumentasi Instrumentation Engineering	Minyak dan Gas Oil and Gas
		2024-2027	Keputusan RUPS Tahunan 2024 tanggal 8 Mei 2024 2024 Annual GMS Resolution dated 8 May 2024		
Phuping Taweesarp	Direktur Director	2021-2024	Keputusan RUPS Luar Biasa 2021 tanggal 8 November 2021 2021 Extraordinary GMS Resolution dated 8 November 2021	Teknik Lingkungan Environmental Engineering	Minyak dan Gas Oil and Gas
		2024-2027	Keputusan RUPS Tahunan 2024 tanggal 8 Mei 2024 2024 Annual GMS Resolution dated 8 May 2024		
Boedijono Hadipoespito	Direktur Director	2021-2024	Keputusan RUPS Luar Biasa 2021 tanggal 8 November 2021 2021 Extraordinary GMS Resolution dated 8 November 2021	Teknik Kimia Chemical Engineering	Industri Kimia Chemical Industry
		2024-2027	Keputusan RUPS Tahunan 2024 tanggal 8 Mei 2024 2024 Annual GMS Resolution dated 8 May 2024		
Edi Riva'i	Direktur Director	2021-2024	Keputusan RUPS Luar Biasa 2021 tanggal 8 November 2021 2021 Extraordinary GMS Resolution dated 8 November 2021	Teknik Kimia Chemical Engineering	Industri Kimia Chemical Industry
		2024-2027	Keputusan RUPS Tahunan 2024 tanggal 8 Mei 2024 2024 Annual GMS Resolution dated 8 May 2024		

*Menjabat hingga 23 Oktober 2024 sesuai dengan keputusan RUPS Luar Biasa tanggal 23 Oktober 2024
**Menjabat sejak 23 Oktober 2024 sesuai dengan keputusan RUPS Luar Biasa tanggal 23 Oktober 2024
*Served until 23 October 2024 in accordance with Extraordinary GMS Resolution dated 23 October 2024
**Serves since 23 October 2024 in accordance with Extraordinary GMS Resolution dated 23 October 2024

INDEPENDENSI DAN HUBUNGAN AFILIASI

Independensi Direksi bertujuan agar setiap keputusan dalam pengelolaan Perseroan dilakukan secara objektif dan bertujuan semata-mata untuk kepentingan Chandra Asri Group. Oleh karena itu, Perseroan mengatur hubungan afiliasi antar Direksi sebagaimana disajikan dalam tabel berikut:

INDEPENDENCE AND AFFILIATED RELATIONS

The independence of the Board of Directors is designed in such a way as to ensure that every decision made by the Company's management is objective and solely in the interests of Chandra Asri Group. Towards this end, the Company has regulated the affiliated relationships of Board of Directors members, the details of which can be seen presented in the following table:

Nama Name	Jabatan Position	Hubungan Keuangan dan/atau Kepengurusan dengan Financial and/or Management Relationship with			Hubungan Keluarga dengan Familial Relationships with		
		Dewan Komisaris Board of Commissioners	Direksi Board of Directors	Pemegang Saham Shareholders	Dewan Komisaris Board of Commissioners	Direksi Board of Directors	Pemegang Saham Shareholders
Erwin Ciputra	Presiden Direktur President Director	-	-	-	-	-	-
Baritono Prajogo Pangestu	Wakil Presiden Direktur Vice President Director	-	-	-	✓	-	✓
Pholavit Thiebpattama	Wakil Presiden Direktur Vice President Director	-	-	-	-	-	-
Andre Khor Kah Hin	Direktur Director	-	-	-	-	-	-
Raymond Budhin	Direktur Director	-	-	-		-	-
Prapote Stianpapong*	Direktur Director	-	-	-	-	-	-
Jirathpol Sunsap**	Direktur Director	-	-	-	-	-	-
Fransiskus Ruly Aryawan	Direktur Director	-	-	-	-	-	-
Suryandi	Direktur Director	-	-	-	-	-	-
Sarayuth Vorapruekjaru	Direktur Director	-	-	✓	-	-	-
Petch Niyomsen	Direktur Director	✓	-	-	-	-	-
Anawat Chansaksoong	Direktur Director	-	-	✓	-	-	-
Suwit Wiwattanawanich	Direktur Director	-	-	-	-	-	-
Phuping Taweesarp	Direktur Director	-	-	-	-	-	-
Boedijono Hadipoespito	Direktur Director	-	-	-	-	-	-
Edi Riva'i	Direktur Director	-	-	-	-	-	-

*Menjabat hingga 23 Oktober 2024 sesuai dengan keputusan RUPS Luar Biasa tanggal 23 Oktober 2024
**Menjabat sejak 23 Oktober 2024 sesuai dengan keputusan RUPS Luar Biasa tanggal 23 Oktober 2024
*Served until 23 October 2024, in accordance with Extraordinary GMS Resolution dated 23 October 2024
**Serves since 23 October 2024, in accordance with Extraordinary GMS Resolution dated 23 October 2024

ORIENTASI BAGI DIREKSI BARU

Program orientasi bagi Direksi baru pada prinsipnya adalah pengenalan terhadap Chandra Asri Group, yang dikoordinasikan oleh Sekretaris Perusahaan. Pelaksanaan program orientasi bagi Direksi baru dilakukan setelah pengangkatan Direksi baru dalam RUPS.

ORIENTATION FOR NEW DIRECTORS

The orientation program for new Board of Directors members is principally designed to serve as an introduction to Chandra Asri Group and under the Corporate Secretary's coordination.The program itself is carried out after the GMS appoints new Board of Directors members.

Pada tahun buku 2024, ada 1 (satu) anggota Direksi yang baru menjabat di Perseroan. Dalam program pengenalan tersebut, Perseroan melalui tim kerja yang terkait mempresentasikan materi yang relevan bagi anggota Direksi baru. Di antaranya meliputi Tata Kelola Perusahaan, Kinerja, Manajemen Risiko, dan topik-topik yang relevan dengan bidang tugas Direksi baru.

PELAKSANAAN TUGAS

Sepanjang tahun 2024, Direksi Perseroan merealisasikan tugas sebagai berikut:

1. Melaksanakan rencana kerja dan anggaran Perseroan;
2. Menjalankan kebijakan strategis dalam mencapai pertumbuhan kinerja, antara lain dalam hal Kesehatan dan Keselamatan Kerja (K3), profitabilitas, keandalan pabrik, dan keunggulan kompetitif;
3. Memastikan pencapaian proyek yang sedang berjalan berlangsung sesuai rencana dan target yang telah ditetapkan;
4. Menyusun Laporan Keuangan periode tahun buku 2023;
5. Memastikan penerapan pengendalian internal, manajemen risiko, dan kepatuhan terhadap peraturan perundang-undangan;
6. Mengevaluasi keorganisasian, serta menyiapkan SDM dan TI yang mendukung perkembangan bisnis Perseroan; dan
7. Memonitor pencapaian *Corporate Scorecard* secara berkala.

RAPAT DIREKSI

Kebijakan

Kebijakan rapat Direksi, antara lain mengacu pada Peraturan OJK No. 33/POJK.04/2014 tentang Direksi dan Dewan Komisaris Emiten atau Perusahaan Publik. Dalam setiap bulan, Direksi wajib menyelenggarakan rapat sedikitnya 1 (satu) kali. Rapat tersebut dapat dilangsungkan apabila dihadiri mayoritas dari seluruh anggota Direksi.

Selain itu, Direksi wajib mengadakan rapat bersama Dewan Komisaris secara berkala, paling kurang 1 (satu) kali dalam 4 (empat) bulan. Kehadiran anggota Direksi dalam rapat-rapat tersebut wajib diungkapkan dalam laporan tahunan.

Frekuensi dan Kehadiran Rapat

Selama tahun 2024, Direksi telah melaksanakan rapat internal sebanyak 13 (tiga belas) kali, rapat gabungan dengan Dewan Komisaris 4 (empat) kali, serta pelaksanaan RUPS 2 (dua) Secara rata-rata, kehadiran setiap anggota Direksi dalam rapat internal, yakni 88,9%. Sedangkan untuk rapat gabungan dengan Dewan Komisaris sebanyak 95,3%.

During fiscal year 2024, the Company saw the addition of 1 (one) new Board of Directors member in its service. During the new Directors' orientation program, the Company, through a relevant work team, presented the new Director with relevant materials that included Corporate Governance, Performance, Risk Management, and topics relevant to the new Board of Directors member's responsibilities.

IMPLEMENTATION OF DUTIES

The Company's Board of Directors carried out the following duties throughout 2024:

1. Carried out the Company's work plan and budget;
2. Implemented strategic policies for achieving performance growth, including in areas involving Occupational Health and Safety (OHS), profitability, plant reliability, and competitive advantage;
3. Ensured the Company's achievement of ongoing projects according to its pre-established plans and targets;
4. Prepared Financial Statements for the 2023 fiscal year;
5. Ensured the Company's implementation of internal control, risk management, and its compliance with prevailing laws and regulations;
6. Evaluated the entire organization and prepared HR and IT that supported the Company's business development; and
7. Regularly monitored the Company's Corporate Scorecard achievements.

BOARD OF DIRECTORS' MEETINGS

Policies

The Board of Directors' policies related to meetings refers to OJK Regulation No. 33/POJK.04/2014 which governs the Board of Directors and Board of Commissioners of Issuers or Public Companies. The Board of Directors is required to hold at least 1 (one) meeting each month. A majority of all members of the Board of Directors must attend the meeting for it to proceed.

In addition, the Board of Directors is required to regularly hold meetings with the Board of Commissioners at least once every 4 (four) months. The attendance of Board of Directors members at these meetings must be reported in the Company's annual report.

Meeting Frequency and Attendance

Throughout 2024, the Board of Directors held 13 (thirteen) internal meetings, 4 (four) joint meetings with the Board of Commissioners, and 2 (two) GMS meetings. On average, each member of the Board of Commissioners recorded an attendance rate of 88.9% in internal meetings, and 95.3% in joint meetings with the Board of Directors.

Rincian frekuensi dan tingkat kehadiran Dewan Komisaris dalam rapat diungkapkan dalam tabel di bawah ini.

The following table provides information on the frequency and rate of attendance at Board of Directors meetings:

Frekuensi dan Tingkat Kehadiran Direksi dalam Rapat
Frequency and Attendance of the Board of Directors in Meetings

Nama Name	Jabatan Position	Rapat Internal Dewan Komisaris Board of Directors' Internal Meetings			Rapat Gabungan dengan Direksi Joint Meetings with the Board of Commissioners			RUPS General Meeting of Shareholders (GMS)		
		Jumlah Rapat Number of Meetings	Jumlah Kehadiran Meetings Attended	%	Jumlah Rapat Number of Meetings	Jumlah Kehadiran Meetings Attended	%	Jumlah Rapat Number of Meetings	Jumlah Kehadiran Meetings Attended	%
Erwin Ciputra	Presiden Direktur President Director	13	10	77	4	4	100	2	1	50
Baritono Prajogo Pangestu	Wakil Presiden Direktur Vice President Director	13	11	85	4	4	100	2	2	100
Pholavit Thiebpattama	Wakil Presiden Direktur Vice President Director	13	12	92	4	4	100	2	2	100
Andre Khor Kah Hin	Direktur Director	13	12	92	4	4	100	2	2	100
Raymond Budhin	Direktur Director	13	10	77	4	3	75	2	2	100
Prapote Stianpapong*	Direktur Director	10	10	100	3	3	100	1	1	100
Jirathpol Sunsap**	Direktur Director	3	3	100	1	1	100	-	-	-
Fransiskus Ruly Aryawan	Direktur Director	13	11	85	4	3	75	2	2	100
Suryandi	Direktur Director	13	10	77	4	3	75	2	2	100
Sarayuth Vorapruekjaru	Direktur Director	13	12	92	4	4	100	2	2	100
Petch Niyomsen	Direktur Director	13	13	100	4	4	100	2	2	100
Anawat Chansaksoong	Direktur Director	13	9	69	4	4	100	2	2	100
Suwit Wiwattanawanich	Direktur Director	13	13	100	4	4	100	2	1	50
Phuping Taweesarp	Direktur Director	13	12	92	4	4	100	2	2	100
Boedijono Hadipoespito	Direktur Director	13	13	100	4	4	100	2	2	100
Edi Riva'i	Direktur Director	13	11	85	4	4	100	2	2	100

*Menjabat hingga 23 Oktober 2024 sesuai dengan keputusan RUPS Luar Biasa tanggal 23 Oktober 2024
**Menjabat sejak 23 Oktober 2024 sesuai dengan keputusan RUPS Luar Biasa tanggal 23 Oktober 2024
*Served until 23 October 2024, in accordance with Extraordinary GMS Resolution dated 23 October 2024
**Serves since 23 October 2024, in accordance with Extraordinary GMS Resolution dated 23 October 2024

Agenda Rapat Internal Direksi
Board of Directors Internal Meeting Agenda

No.	Tanggal Date	Agenda Agenda Items
1	30 Januari 2024 30 January 2024	Performa dari bulan sebelumnya Monthly performance of the previous month
2	27 Februari 2024 27 February 2024	Performa dari bulan sebelumnya Monthly performance of the previous month
3	2 April 2024 2 April 2024	Performa dari bulan sebelumnya Monthly performance of the previous month
4	29 April 2024 29 April 2024	Performa dari bulan sebelumnya Monthly performance of the previous month
5	13 Mei 2024 13 May 2024	Update mengenai proyek akuisisi Shell Energy and Chemicals Park (SECP) Update on Shell Energy and Chemicals Park Singapore (SECP) Acquisition Project
6	28 Mei 2024 28 May 2024	Performa dari bulan sebelumnya Monthly performance of the previous month
7	25 Juni 2024 25 June 2024	Performa dari bulan sebelumnya Monthly performance of the previous month
8	30 Juli 2024 30 July 2024	Performa dari bulan sebelumnya Monthly performance of the previous month
9	28 Agustus 2024 28 August 2024	Performa dari bulan sebelumnya Monthly performance of the previous month
10	24 September 2024 24 September 2024	Performa dari bulan sebelumnya Monthly performance of the previous month
11	30 Oktober 2024 30 October 2024	Performa dari bulan sebelumnya Monthly performance of the previous month
12	26 November 2024 26 November 2024	Performa dari bulan sebelumnya Monthly performance of the previous month
13	24 Desember 2024 24 December 2024	Performa dari bulan sebelumnya Monthly performance of the previous month

PENGEMBANGAN KOMPETENSI DIREKSI

Kebijakan
Pengembangan kompetensi Direksi merupakan bagian dari upaya untuk mendukung pencapaian kinerja Perseroan. Kondisi dimaksud tidak terbatas pada perkembangan industri, tetapi juga terkait dengan informasi regulasi atau lainnya. Karena itu, Perseroan telah memiliki kebijakan untuk memberikan dukungan bagi kegiatan pengembangan kompetensi Direksi.

Realisasi
Seiring dengan penambahan kegiatan usaha Perseroan, kegiatan di internal semakin dinamis. Karena itu, sepanjang tahun 2024 tidak ada anggota Direksi yang mengikuti kegiatan pelatihan dan pengembangan kompetensi.

COMPETENCY DEVELOPMENT OF THE BOARD OF DIRECTORS

Policy
The Board of Directors' competency development is part of efforts to improve the Company's performance. These conditions are not limited to the industry development but also include regulatory information and other matters. Therefore, the Company has a policy to provide support for the Directors' competency development activities.

Realization
Internal activities are becoming more dynamic as the Company expands its business activities. As a result, no Board of Directors members participated in training or competency development activities during the year 2024.

PENILAIAN KINERJA ORGAN PERSEROAN

PERFORMANCE ASSESSMENT OF THE COMPANY'S ORGAN

PENILAIAN DEWAN KOMISARIS DAN DIREKSI

Prosedur dan Pelaksana Penilaian

Chandra Asri Group telah memiliki mekanisme dalam memberikan penilaian terhadap kinerja Dewan Komisaris dan Direksi. Mekanisme tersebut menetapkan bahwa penilaian kinerja Dewan Komisaris dilaksanakan secara mandiri oleh Dewan Komisaris (*self assessment*). Kebijakan ini selaras dengan Surat Edaran Otoritas Jasa Keuangan No. 32/SEOJK.04/2015 tentang Pedoman Tata Kelola Perusahaan Terbuka (Lampiran).

Sedangkan penilaian kinerja Direksi dilakukan oleh Dewan Komisaris Perseroan. Hasil penilaian kinerja Dewan Komisaris dan Direksi kemudian dilaporkan pada RUPS sebagai bagian yang tidak terpisahkan dari Laporan Pengawasan Dewan Komisaris untuk memperoleh persetujuan dan pembebasan tugas atas periode yang dilaporkan.

Kriteria Penilaian

1. Pencapaian kinerja anggota Dewan Komisaris dan Direksi sesuai dengan target Perseroan yang telah ditetapkan;
2. Pencapaian *scorecard* Perseroan;
3. Implementasi GCG;
4. Kepatuhan terhadap peraturan perundang-undangan yang berlaku serta kebijakan Perseroan;
5. Pelaksanaan tugas dan tanggung jawab;
6. Komitmen dalam meningkatkan nilai Perseroan bagi Pemegang Saham; dan
7. Tingkat kehadiran dalam rapat internal maupun rapat gabungan Dewan Komisaris, Direksi, beserta dengan komite-komite pendukung di bawah Dewan Komisaris.

Hasil Penilaian

Penilaian kinerja Dewan Komisaris dan Direksi tercermin dari kinerja Perseroan untuk tahun buku 2024. Pada tahun buku tersebut Dewan Komisaris telah menjalankan tugas dan fungsi dengan sangat baik, terutama berkenaan dengan pengawasan serta pemberian nasihat dan evaluasi kepada Direksi.

COMPETENCY DEVELOPMENT OF THE BOARD OF DIRECTORS

Assessment Procedure and Implementation

The Chandra Asri Group has established a performance assessment mechanism for the Board of Commissioners and the Board of Directors. The mechanism requires the Board of Commissioners to independently assess its own performance (self-assessment). This policy is in accordance with Financial Services Authority Circular No. 32/SEOJK.04/2015 on the Public Company Governance Guidelines (Attachment).

Moreover, the performance assessment of the Board of Directors is carried out by the Board of Commissioners. The results of the performance assessment of the Board of Commissioners and Board of Directors will be reported at the GMS as an integrated part of the Board of Commissioners' Supervision Report to obtain approval and discharge of duties over the reported period

Assessment Criteria

1. Performance achievement of the Board of Commissioners and Board of Directors in accordance with the Company's set targets;
2. Achievement of the Company's scorecard;
3. GCG implementation;
4. Compliance with the prevailing regulations and Company policies;
5. Implementation of duties and responsibilities;
6. Commitment in increasing Company value for Shareholders; and
7. Attendance level at internal meetings and joint meetings of the Board of Commissioners, Board of Directors, as well as with the supporting committees under the Board of Commissioners.

Assessment Result

The performance assessment of the Company's Board of Commissioners and Board of Directors is reflected in the Company's performance for the 2024 financial year. In that financial year, the Board of Commissioners has carried out its duties and functions very well, especially with regard to supervising and providing advice and evaluation to the Board of Directors.

Penilaian juga diberikan kepada Direksi Perseroan pada tahun 2024. Direksi telah mengimplementasikan seluruh rencana strategis yang ditetapkan pada tahun buku. Seluruh tugas telah dilaksanakan secara penuh sehingga menghasilkan keputusan-keputusan yang efektif dalam mengatasi risiko yang dihadapi Perseroan serta menghasilkan kinerja operasional dan keuangan yang kuat.

An assessment was also conducted for the Company's Board of Directors in 2024. The Board of Directors successfully implemented all strategic plans set for the fiscal year. All tasks were completed in full, leading to effective decisions in mitigating risks faced by the Company and delivering strong operational and financial performance.

PENILAIAN KOMITE DI BAWAH DEWAN KOMISARIS

Hingga berakhirnya tahun buku 2024, Perseroan memiliki 1 (satu) komite yang menjadi organ di bawah Dewan Komisaris yaitu Komite Audit. Berikut hasil penilaian pelaksanaan tugas komite tersebut.

Komite Audit

Kriteria Penilaian

Dalam melaksanakan penilaian, Dewan Komisaris mengacu pada kriteria yang telah ditetapkan yaitu:

1. Kehadiran dalam rapat;
2. Dukungan terhadap implementasi tata kelola perusahaan, efisiensi, dan efektivitas kegiatan pelaporan keuangan dan manajemen risiko; dan
3. Penelaahan proses dan operasi bisnis, serta kepatuhan pada peraturan-peraturan yang berlaku.

Hasil Penilaian

Setelah mempertimbangkan dasar penilaian, Dewan Komisaris menilai bahwa Komite Audit telah bekerja sesuai tugas dan fungsinya serta program yang dibuat di awal tahun. Dengan demikian, Dewan Komisaris memberikan penilaian "Baik" atas kinerjanya pada tahun 2024.

Komite ini telah berperan maksimal sebagai organ Dewan Komisaris, khususnya dalam memberikan rekomendasi di bidang audit kepada Dewan Komisaris. Selanjutnya, Dewan Komisaris menindaklanjuti rekomendasi tersebut menjadi kebijakan untuk diteruskan kepada manajemen.

PENILAIAN KOMITE DI BAWAH DIREKSI

Hingga akhir tahun buku 2024, Direksi Perseroan tidak memiliki komite di bawahnya. Dengan demikian, tidak ada hasil penilaian yang dapat disampaikan.

ASSESSMENT OF COMMITTEES UNDER THE BOARD OF COMMISSIONERS

As of the end of the 2024 fiscal year, the Company has 1 (one) committee that becomes the organ under the Board of Commissioners: the Audit Committee. The following are the results of the assessment of the implementation of the duties of the committee.

Audit Committee

Assessment Criteria

In conducting the assessment, the Board of Commissioners refers to the established criteria, namely:

1. Attendance at Audit Committee meetings;
2. Support the implementation of corporate governance, the efficiency, and effectiveness of financial reporting activities and risk management; and
3. Review of business processes and operations, as well as compliance with the applicable regulations.

Assessment Results

After reviewing the assessment, the Board of Commissioners believes that the Audit Committee has carried out its duties and functions, as well as the programs established at the beginning of the year. As a result, the Board of Commissioners gave its performance in 2024 a "Good" rating.

This committee has served an important role as an organ of the Board of Commissioners, particularly in providing auditing recommendations that were then translated into Board of Commissioners policies and forwarded to management

ASSESSMENT OF COMMITTEES UNDER THE BOARD OF DIRECTORS

As of the end of the 2024 financial year, the Company's Board of Directors did not have any committees under its supervision. Therefore, no assessment results were available for submission.

NOMINASI DAN REMUNERASI DEWAN KOMISARIS DAN DIREKSI

NOMINATION AND REMUNERATION OF THE BOARD OF COMMISSIONERS AND THE BOARD OF DIRECTORS

NOMINASI DEWAN KOMISARIS DAN DIREKSI

Kebijakan

Chandra Asri Group telah memiliki kebijakan terkait dengan nominasi Dewan Komisaris dan Direksi yang mengacu pada Peraturan OJK No. 33/POJK.04/2014 tentang Direksi dan Dewan Komisaris Emiten atau Perusahaan Publik. Regulasi tersebut menegaskan bahwa Dewan Komisaris dan Direksi diangkat dan diberhentikan oleh Rapat Umum Pemegang Saham (RUPS).

Pihak yang diangkat sebagai Dewan Komisaris dan Direksi adalah orang perseorangan yang memenuhi syarat saat diangkat dan selama menjabat. Kendati demikian, Dewan Komisaris dan Direksi dapat mengajukan pengunduran diri sebelum masa jabatannya berakhir yang kemudian diputuskan oleh RUPS.

Prosedur Nominasi

Prosedur nominasi untuk calon anggota Dewan Komisaris dan Direksi diawali oleh usulan calon yang diterima oleh Direksi. Selanjutnya, Direksi meminta rekomendasi dari Fungsi Nominasi yang saat ini dijalankan oleh Dewan Komisaris, untuk disampaikan kepada RUPS.

Proses nominasi yang berlaku di Perseroan ini telah sejalan dengan Peraturan OJK No. 33/POJK.04/2014 yang menyebutkan: Usulan pengangkatan, pemberhentian, dan/atau penggantian anggota Direksi kepada RUPS harus memperhatikan rekomendasi dari Dewan Komisaris atau komite yang menjalankan fungsi nominasi.

NOMINATION OF THE BOARD OF COMMISSIONERS AND BOARD OF DIRECTORS

Policy

The Chandra Asri Group's policy for nominating the Board of Commissioners and Board of Directors is based on OJK Regulation No. 33/POJK.04/2014 on the Boards of Directors and Commissioners of Issuers or Public Companies. The regulation states that the Board of Commissioners and Board of Directors are appointed and dismissed by the General Meeting of Shareholders (GMS).

Individuals appointed to the Board of Commissioners and the Board of Directors must meet the requirements both upon appointment and during their term of office. However, the Board of Commissioners and the Board of Directors are allowed to submit resignation before the end of their terms, which will be decided by the GMS.

Nomination Procedure

The nomination procedure for Board of Commissioners and Board of Directors candidate members begins with a candidate proposal that is to be received by the Board of Directors. Afterwards, the Board of Directors requests recommendations from the Company's Nomination Function (which is currently being carried out by the Board of Commissioners). These will then be submitted to the GMS.

The nomination process that applies to the Company is in line with OJK Regulation No. 33/POJK.04/2014, which states: Proposals for the appointment, dismissal, and/or replacement of members of the Board of Directors to the GMS must take into account the recommendations of the Board of Commissioners or committees conducting the nomination function.

REMUNERASI DEWAN KOMISARIS DAN DIREKSI

Kebijakan

Kebijakan pemberian remunerasi bagi Dewan Komisaris dan Direksi di lingkungan Perseroan mempertimbangkan sejumlah aspek, antara lain:

1. Kinerja keuangan dan pencapaian *Corporate Scorecard* Perseroan;
2. Prestasi kerja individu;
3. Kewajaran dengan *peer* perusahaan lainnya dalam industri sejenis; dan
4. Pertimbangan sasaran dan strategi jangka panjang Perseroan.

Remunerasi Dewan Komisaris dan Direksi ditentukan oleh RUPS atau melalui pelimpahan wewenang RUPS kepada Dewan Komisaris. Dalam mengambil keputusan terkait struktur dan besaran remunerasi, RUPS mempertimbangkan masukan dari Dewan Komisaris.

Dasar pertimbangan Dewan Komisaris dalam memberikan masukan terkait remunerasi Dewan Komisaris dan Direksi adalah:

1. Masukan dari Komite (Fungsi) Nominasi dan Remunerasi;
2. Remunerasi yang berlaku pada industri yang sesuai dengan kegiatan usaha Perseroan serta usaha sejenis yang sama skalanya dalam industrinya;
3. Tugas, tanggung jawab, dan wewenang anggota Dewan Komisaris dan Direksi yang dikaitkan dengan pencapaian tujuan dan kinerja Perseroan;
4. Pencapaian target kinerja masing-masing anggota Dewan Komisaris dan Direksi; dan
5. Keseimbangan antara tunjangan yang bersifat tetap dan variabel.

Prosedur

Prosedur penetapan remunerasi Dewan Komisaris dan Direksi sejak dari pengusulan hingga penetapan dijelaskan melalui skema di bawah ini.

REMUNERATION OF THE BOARD OF COMMISSIONERS AND BOARD OF DIRECTORS

Policy

The remuneration policy for the Board of Commissioners and Board of Directors takes into account a number of aspects, including:

1. The Company's financial performance and Corporate Scorecard achievement;
2. Individual work accomplishment;
3. Fairness with other peer companies in similar industries; and
4. Consideration on the Company's long-term goals and strategies.

The remuneration for the Board of Commissioners and the Board of Directors is determined by the GMS or by delegating the authority of the GMS to the Board of Commissioners. In making decisions on remuneration structure and amount, the GMS considers the recommendation from the Board of Commissioners.

The basis of the consideration by the Boards of Commisioners in providing a recommendation for the remuneration of the Board of Commissioners and Board of Directors is as follows:

1. Input from the Nomination and Remuneration Comitee (Function);
2. The current remuneration in the industry which is relevant to the Company's business activities as well as similar businesses with the same scale in their industry;
3. Duties, responsibilities, and authority of members of the Board of Commissioners and Board of Directors that are related to the Company's goals and performance achievement;
4. Achievement of performance targets of each member of the Board of Commissioners and Board of Directors; and
5. Balance between fixed and variable allowances.

Procedure

The procedure to determine the remuneration for the Board of Commissioners and the Board of Directors, from proposal to determination, is described in the following scheme.

Skema Penetapan Remunerasi Dewan Komisaris dan Direksi
Scheme to Determine the Remuneration for the Board of Commissioners and the Board of Directors

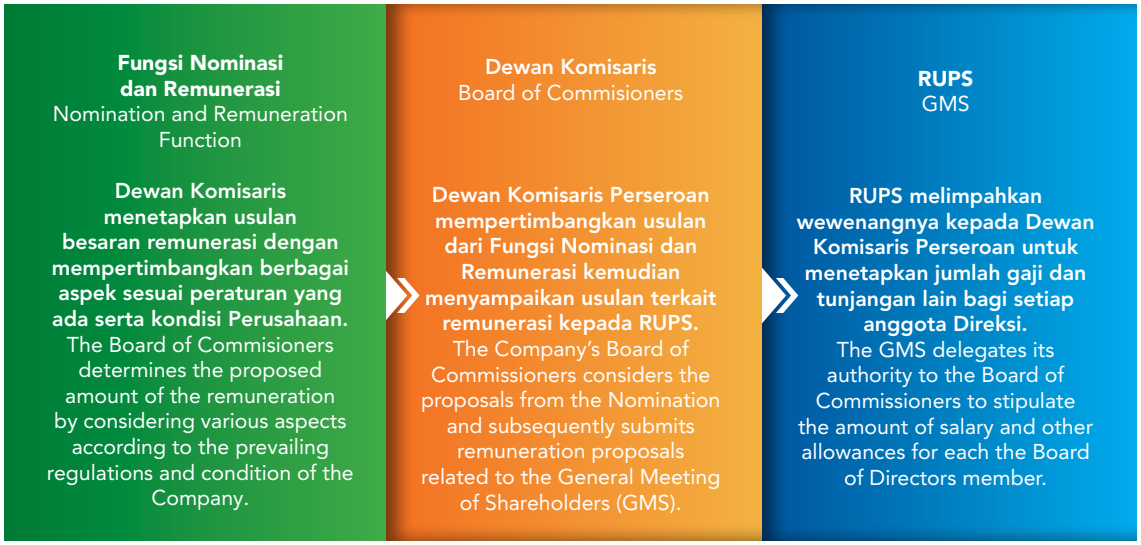

Struktur serta Besaran Remunerasi Dewan Komisaris dan Direksi

Struktur dan besaran remunerasi Dewan Komisaris dan Direksi Perseroan ditunjukkan sebagai berikut:

Structure and Amount of Remuneration for the Board of Commissioners and Board of Directors

The structure and amount of remuneration for the Board of Commissioners and the Board of Directors in the Company is presented below:

Realisasi Remunerasi Dewan Komisaris dan Direksi
Realization of Remuneration for the Board of Commissioners and the Board of Directors

(dalam ribuan US$) | (in thousands of US$)

Uraian Description	Jumlah Remunerasi 2024 Total Remuneration in 2024	Jumlah Remunerasi 2023 Total Remuneration in 2023
Dewan Komisaris Board of Commissioners		
Gaji, Tunjangan Rutin, Tantiem, dan Fasilitas Lain dalam Bentuk Natura maupun Non-Natura Salaries, Regular Allowances, Incentives, and Other Facilities in the Form of Benefits in Kind and Cash Benefits	1.001	1.157
Total **Total**	**1.001**	**1.157**
Direksi Board of Directors		
Gaji, Bonus, Tunjangan Rutin, Tantiem, dan Fasilitas Lain dalam Bentuk Natura maupun Non-Natura Salaries, Bonuses, Regular Allowances, Incentives, and Other Facilities in the Form of Benefits in Kind and Cash Benefits	7.034	6.525
Total **Total**	**7.034**	**6.525**

KOMPENSASI JANGKA PANJANG: PROGRAM KEPEMILIKAN SAHAM KARYAWAN DAN/ATAU MANAJEMEN (ESOP/MSOP)

Hingga tahun 2024, Chandra Asri Group belum pernah menyelenggarakan Program Kepemilikan Saham Karyawan dan/atau Manajemen.

LONG-TERM COMPENSATION: EMPLOYEE AND/OR MANAGEMENT STOCK OWNERSHIP PROGRAMS (ESOP/MSOP).

As of 2024, Chandra Asri Group has never implemented an Employee and/or Management Stock Ownership Program.

KOMITE AUDIT
AUDIT COMMITTEE

Komite Audit merupakan organ yang dibentuk oleh dan bertanggung jawab kepada Dewan Komisaris untuk membantu melaksanakan tugas dan fungsi Dewan Komisaris. Keberadaannya sesuai dengan Peraturan Otoritas Jasa Keuangan Nomor 55 / POJK.04 / 2015 tentang Pembentukan dan Pedoman Pelaksanaan Kerja Komite Audit. Penyelenggaraan Komite Audit dimaksudkan untuk membantu Dewan Komisaris dalam rangka mendukung efektivitas pelaksanaan tugas dan fungsi pengawasan (*oversight*) atas hal-hal terkait dengan kualitas laporan keuangan, sistem pengendalian internal, pelaksanaan fungsi audit internal dan eksternal, implementasi tata kelola, serta kepatuhan terhadap peraturan perundang-undangan yang berlaku.

The Audit Committee was established by and accountable to the Board of Commissioners to carry out the Board's duties and functions. It exists in accordance with OJK Regulation No. 55/2015 on the Establishment and Work Guidelines of the Audit Committee. The Committee's role is to assist the Board of Commissioners in enhancing the effectiveness of its supervisory duties and function, particularly in areas related to the quality of financial reports, internal control systems, the execution of both internal and external audits, governance practices, and compliance with relevant laws and regulations.

PEDOMAN KERJA

Komite Audit Chandra Asri Group telah memiliki pedoman kerja (*Board Charter*) sebagai landasan dalam melaksanakan tugas dan tanggung jawabnya. Isi dari Piagam Komite Audit tersebut adalah:

1. Latar belakang;
2. Tugas, tanggung jawab, dan wewenang;
3. Komposisi, struktur, dan persyaratan keanggotaan Komite Audit;
4. Tata cara dan prosedur kerja;
5. Rapat Komite Audit;
6. Pelaporan;
7. Ketentuan tentang penanganan pengaduan atau pelaporan sehubungan dugaan pelanggaran terkait pelaporan keuangan;
8. Masa tugas Komite Audit.

WORK GUIDELINES

The Chandra Asri Group Audit Committee operates under a set of guidelines (the Board Charter) that serves as the foundation for carrying out its responsibilities. The Audit Committee Charter includes the following:

1. Background;
2. Duties, responsibilities, and authority;
3. Composition, structure, and requirements of the Audit Committee members;
4. Work methods and procedures;
5. Audit Committee Meetings;
6. Reporting;
7. Provisions on the handling of complaints or reporting with regards to indications of violations related to financial reporting;
8. Term of office of the Audit Committee.

TUGAS DAN TANGGUNG JAWAB

Sesuai Piagam Komite Audit Chandra Asri Group tertanggal 14 Februari 2017, Komite Audit bertugas memberikan pendapat profesional yang independen kepada Dewan Komisaris terhadap laporan atau hal-hal yang disampaikan oleh Direksi. Komite juga membantu Dewan Komisaris terkait tanggung jawab pengawasannya, termasuk mengidentifikasi hal-hal yang memerlukan perhatian Komisaris, serta melaksanakan tugas-tugas lain yang berkaitan dengan tugas Dewan Komisaris.

Dalam melaksanakan tugas dan tanggung jawabnya, Komite Audit dapat mengakses dokumen, data, dan informasi yang berkaitan dengan karyawan, dana, aset, dan sumber daya lain yang dimiliki Perseroan, sesuai dengan kewenangan yang dimiliki. Rincian tugas dan tanggung jawab Komite Audit adalah:

1. Melakukan penelaahan atas informasi keuangan yang akan dikeluarkan Perseroan kepada publik dan/atau pihak otoritas, seperti laporan keuangan, proyeksi, dan laporan lainnya terkait dengan informasi keuangan Perseroan;
2. Melakukan penelaahan atas tingkat kepatuhan/ketaatan Perseroan terhadap peraturan perundang-undangan di bidang pasar modal dan peraturan perundang-undangan lainnya yang berhubungan dengan kegiatan Perseroan;
3. Memberikan pendapat independen dalam hal terjadi perbedaan pendapat antara Manajemen dan Akuntan atas jasa yang diberikan;
4. Memberikan rekomendasi kepada Dewan Komisaris mengenai penunjukan Akuntan yang didasarkan pada independensi, ruang lingkup penugasan, dan imbalan jasa;
5. Melakukan penelaahan atas pelaksanaan pemeriksaan oleh auditor internal dan mengawasi pelaksanaan tindak lanjut oleh Direksi atas temuan auditor internal;
6. Melakukan penelaahan terhadap aktivitas pelaksanaan manajemen risiko yang dilakukan oleh Direksi;
7. Menelaah pengaduan yang berkaitan dengan proses akuntansi dan pelaporan keuangan Perseroan;
8. Menelaah dan memberikan saran kepada Dewan Komisaris terkait dengan adanya potensi benturan kepentingan Perseroan;
9. Menjaga kerahasiaan dokumen, data, dan informasi Perseroan.

PERAN KOMITE AUDIT TERKAIT AUDITOR EKSTERNAL

Peran Komite Audit terkait Auditor Eksternal sebagaimana di bawah ini:

1. Merekomendasikan pemilihan, pemberhentian, dan/atau pergantian auditor eksternal kepada Dewan Komisaris;

DUTIES AND RESPONSIBILITIES

Pursuant to the Chandra Asri Group Audit Committee Charter dated 14 February 2017, the Committee is assigned to provide independent professional opinions to the Board of Commissioners on reports or matters submitted by the Board of Directors. The Committee also assists the Board of Commissioners with regard to its supervisory responsibilities, including identifying matters that require the attention of the Commissioners as well as carrying out other tasks related to the duties of the Board of Commissioners.

In carrying out its duties and responsibilities, the Audit Committee can access documents, data, and information relating to employees, funds, assets, and other resources owned by the Company, in accordance with their authority. The Audit Committee's duties and responsibilities are as follows:

1. Reviewing the financial information that will be issued by the Company to public and/or authorities, such as financial statements, projections, and other reports related to the Company's financial information;
2. Reviewing the Company's compliance/adherence to the laws and regulations in the capital market sector and other laws and regulations related to the Company's business activities;
3. Providing an independent opinion in the event of dissenting opinions between the Management and the Accountant regarding the provided services;
4. Providing recommendation to the Board of Commissioners on the appointment of Accountant based on independence, scope of assignment, and fee;
5. Reviewing the audit activity conducted by the internal auditor and supervising the follow-up conducted by the Board of Directors on the internal auditor findings;
6. Reviewing the risk management implementation conducted by the Board of Directors;
7. Reviewing complaints about the Company's accounting process and financial reporting;
8. Reviewing and providing suggestions to the Board of Commissioners related to potential conflicts of interest in the Company;
9. Maintaining the confidentiality of the Company's documents, data, and information.

THE ROLE OF THE AUDIT COMMITTEE IN RELATION TO EXTERNAL AUDITORS

The role of the Audit Committee in relation to External Auditors includes the following:

1. Recommending the selection, dismissal, and/or replacement of external auditors to the Board of Commissioners;

2. Memantau proses pemilihan auditor eksternal;
3. Mengevaluasi dan memberi masukan tentang honorarium auditor eksternal yang wajar dan masuk akal;
4. Menilai dan memberi masukan terhadap proses audit, sekurang-kurangnya pada proses perencanaan audit dan pemaparan hasil audit oleh auditor eksternal;
5. Mengkaji dan memberikan pendapat atas kinerja auditor eksternal, untuk ikut menjaga bahwa Perusahaan telah diaudit oleh Auditor Eksternal yang patuh kepada standar-standar profesional yang berlaku dan independensi yang terjaga; dan
6. Mengoptimalkan manfaat sebesar-besarnya dari penggunaan jasa auditor eksternal yang berkualitas, berintegritas, kompeten, relevan, dan mutakhir bagi efektivitas tata kelola dan peningkatan nilai Perusahaan.

2. Monitoring the selection process of external auditors;
3. Evaluating and providing input on a fair and reasonable honorarium for External Auditors;
4. Assessing and providing input on the audit process, particularly on audit planning and the presentation of audit results by the external auditor;
5. Reviewing and providing opinions on the performance of the External Auditor to ensure that the Company is audited by an External Auditor who adheres to applicable professional standards and maintains independence; and
6. Optimizing the benefits of high-quality, ethical, competent, relevant, and up-to-date external auditor services to enhance governance effectiveness and increase the Company's value.

KOMPOSISI

Pada tahun buku 2024, komposisi Komite Audit berjumlah 3 (tiga) orang, yang terdiri dari profesional yang memiliki kualifikasi dan pengalaman di bidang audit.

COMPOSITION

In the 2024 financial year, the Audit Committee was composed of 3 (three) professionals with auditing qualifications and experience.

Nama Name	**Jabatan** Position	**Periode** Period	**Dasar Pengangkatan** Basis of Appointment
Tak Ek Kia	Ketua Chairman	2024-2027	Keputusan Edaran sebagai Pengganti dari Rapat Dewan Komisaris PT Chandra Asri Pacific Tbk No. 002/LGC/BOC RES/VI/2024 Circular Letter in Lieu of the Board of Commissioners Meeting of PT Chandra Asri Pacific Tbk No. 002/LGC/BOC RES/VI/2024
Dikdik Sugiharto	Anggota Member	2024-2027	
Michell Suharli	Anggota Member	2024-2027	



Tan Ek Kia

Ketua Komite Audit | Audit Committee Chairman

Profil lengkap disajikan pada bab "Profil Perusahaan" yang terdapat dalam Laporan Tahunan ini.
The full profile is presented in the "Company Profile" chapter contained in this Annual Report.



Dikdik Sugiharto

Anggota Komite Audit | Audit Committee Member

Kewarganegaraan | Nationality	Indonesia | Indonesian
Domisili | Domicile	Jakarta
Usia | Age	54 tahun | 54 years old
Riwayat Pendidikan | Educational Background	Sarjana Ekonomi bidang Akuntansi Universitas Katolik Indonesia Atma Jaya Bachelor of Economics in Accounting from Atma Jaya Catholic University of Indonesia

Riwayat Pekerjaan Work Experience	• Anggota Komite Audit di PT Barito Renewables Energy Tbk (2023-saat ini) • Anggota Komite Audit di PT Petrindo Jaya Kreasi Tbk (2022-saat ini) • Anggota Komite Audit di PT Chandra Asri Pacific Tbk (2021-saat ini) • Advisory Board of Kick Avenue (Lifestyle Marketplace) (2019-saat ini) • Komisaris Independen PT Palma Serasih Tbk (2019-saat ini) • Co-Owner di Techno One Consulting (2012-saat ini) • Direktur Deltaplus Consulting (2001-saat ini) • Komite Audit PT Sanghiang Perkasa (2020-April 2021) • Komisaris Independen PT Gunung Raja Paksi (2018-Februari 2020) • Komite Audit PT Barito Pacific Tbk (2015-2019) • Member of the Audit Committee at PT Barito Renewables Energy Tbk (2023-present) • Member of the Audit Committee at PT Petrindo Jaya Kreasi Tbk (2022-present) • Member of Audit Committee of PT Chandra Asri Pacific Tbk (2021-present) • Advisory Board of Kick Avenue (Lifestyle Marketplace) (2019-present) • Independent Commissioner of PT Palma Serasih Tbk (2019-present) • Co-Owner at Techno One Consulting (2012-present) • Director of Deltaplus Consulting (2001-present) • Audit Committee of PT Sanghiang Perkasa (2020-April 2021) • Independent Commissioner at PT Gunung Raja Paksi (2018-February 2020) • Audit Committee of PT Barito Pacific Tbk (2015-2019)
Rangkap Jabatan Concurrent Positions	• Anggota Komite Audit di PT Barito Renewables Energy Tbk (sejak 2023) • Anggota Komite Audit di PT Petrindo Jaya Kreasi Tbk (sejak 2022) • Advisory Board of Kick Avenue (Lifestyle Marketplace) (sejak 2019) • Komisaris Independen PT Palma Serasih Tbk (sejak 2019) • Co-Owner di Techno One Consulting (sejak 2012) • Direktur Deltaplus Consulting (sejak 2012) • Member of the Audit Committee at PT Barito Renewables Energy Tbk (since 2023) • Member of the Audit Committee at PT Petrindo Jaya Kreasi Tbk (since 2022) • Advisory Board of Kick Avenue (Lifestyle Marketplace) (since 2019) • Independent Commissioner of PT Palma Serasih Tbk (since 2019) • Co-Owner at Techno One Consulting (since 2012) • Director of Deltaplus Consulting (since 2012)
Hubungan Afiliasi Affiliation Relationship	Tidak memiliki hubungan afiliasi dengan Direksi, Dewan Komisaris, maupun Pemegang Saham Utama/ Pengendali No affiliated relations with members of the Board of Directors, Board of Commissioners, or Majority/ Controlling Shareholders



Michell Suharli

Anggota Komite Audit | Audit Committee Member

Kewarganegaraan | Nationality	Indonesia | Indonesian
Domisili | Domicile	Jakarta
Usia | Age	47 tahun | 47 years old
Riwayat Pendidikan | Educational Background	• Magister Sains bidang Akuntansi Universitas Trisakti • Sarjana Ekonomi bidang Akuntansi Universitas Katolik Indonesia Atma Jaya • Master of Science in Accounting from Trisakti University • Bachelor of Economics in Accounting from Atma Jaya Catholic Indonesia University
Riwayat Pekerjaan Work Experience	• Anggota Komite Audit PT Armadian Tritunggal (2023-saat ini) • Anggota Komite Audit PT Dian Swastatika Sentosa, Tbk (2022-saat ini) • Anggota Komite Audit PT Chandra Asri Pacific Tbk (2021-saat ini) • Chief Executive Officer SW Indonesia (2020-saat ini) • Deputy Managing Partner BDO in Indonesia, Audit Firm (2017-2020) • Senior Partner PKF Indonesia (2015-2017) • Member of the Audit Committee of PT Armadian Tritunggal (2023-present) • Member of Audit Committee PT Dian Swastatika Sentosa, Tbk (2022-present) • Member of Audit Committee of PT Chandra Asri Pacific Tbk (2021-present) • CEO of SW Indonesia (2020-present) • Deputy Managing Partner of BDO in Indonesia, Audit Firm (2017-2020) • Senior Partner of PKF Indonesia (2015-2017)
Rangkap Jabatan Concurrent Positions	• Anggota Komite Audit PT Armadian Tritunggal (sejak 2023) • Anggota Komite Audit PT Dian Swastatika Sentosa, Tbk (sejak 2022) • Chief Executive Officer SW Indonesia (sejak 2020) • Member of the Audit Committee of PT Armadian Tritunggal (since 2023) • Member of the Audit Committee of PT Dian Swastatika Sentosa, Tbk (since 2022) • CEO of SW Indonesia (since 2020)
Hubungan Afiliasi Affiliation Relationship	Tidak memiliki hubungan afiliasi dengan Direksi, Dewan Komisaris, maupun Pemegang Saham Utama/Pengendali No affiliated relations with members of the Board of Directors, Board of Commissioners, or Majority/Controlling Shareholders

PERNYATAAN INDEPENDENSI

Chandra Asri Group memastikan bahwa anggota Komite Audit harus independen, obyektif, dan profesional. Hal tersebut telah diatur dalam Piagam Komite Audit yang diperbaharui secara berkala menyesuaikan dengan peraturan perundang-undangan yang berlaku. Pernyataan Independensi ditandatangani oleh Komite Audit untuk menjaga independensi dalam proses kerja sehari-hari. Adapun kriteria yang tertuang dalam Piagam Komite Audit, di antaranya:

1. Bukan merupakan orang dalam Kantor Akuntan Publik, Kantor Konsultan Hukum, Kantor Jasa Penilai Publik atau pihak lain yang memberi jasa asurans, jasa non asurans, jasa penilai, atau jasa konsultasi lain kepada Perseroan dalam waktu 6 bulan terakhir;
2. Bukan merupakan orang yang bekerja atau mempunyai wewenang dan tanggung jawab untuk merencanakan, memimpin, mengendalikan atau mengawasi kegiatan Perseroan dalam waktu 6 bulan terakhir, kecuali Komisaris Independen;

INDEPENDENCE STATEMENT

Chandra Asri Group ensures that members of the Audit Committee must be independent, objective, and professional. This has been regulated in the Audit Committee Charter and it is updated on a regular basis to reflect current laws and regulations. The Audit Committee signs the Independence Statement to ensure its independence in daily work processes. The criteria specified in the Audit Committee Charter include the following:

1. Not an insider of a Public Accounting Firm, Law Consulting Firm, Public Appraisal Firm, or any other party that provided assurance, non-assurance, appraisal, or other consulting services to the Company within the past 6 months;
2. Except for the Independent Commissioner, not a person who worked or has the authority and responsibility to plan, lead, control, or supervise the Company's activities in the past 6 months;

3. Tidak mempunyai saham, baik langsung maupun tidak langsung, pada Perseroan;
4. Tidak mempunyai hubungan afiliasi dengan anggota Dewan Komisaris, anggota Direksi, atau Pemegang Saham Utama Perseroan;
5. Tidak mempunyai hubungan usaha, baik langsung maupun tidak langsung, yang berkaitan dengan kegiatan usaha Perseroan.

3. Has no direct or indirect shares in the Company;
4. Has no affiliation with the Board of Commissioners, Board of Directors, or Majority Shareholders of the Company;
5. Has no direct or indirect business relationship related to the Company's business.

LAPORAN PELAKSANAAN KEGIATAN

Menelaah Laporan Keuangan

Pada tahun 2024, Komite Audit melakukan penelaahan terhadap kualitas, integritas, dan transparansi Laporan Keuangan Konsolidasian Perseroan. Selain itu, Komite Audit juga melakukan penelaahan kebijakan dan praktik akuntansi penting yang dianut Perseroan, serta area pertimbangan yang signifikan yang mempengaruhi secara material hasil yang dilaporkan.

Komite Audit meyakini bahwa Laporan Keuangan Konsolidasian tersebut telah disajikan sesuai dengan prinsip akuntansi yang berlaku umum di Indonesia. Laporan Keuangan Konsolidasian Perseroan 31 Desember 2024 telah diaudit oleh Kantor Akuntan Publik Liana Ramon Xenia & Rekan dan dinyatakan dalam laporannya tertanggal 14 Maret 2025 bahwa laporan keuangan tersebut telah disajikan secara wajar, dalam semua hal yang material sesuai dengan Standar Akuntansi Keuangan Indonesia.

Kepatuhan terhadap Hukum dan Regulasi

Komite Audit melakukan penelaahan terhadap kepatuhan Perseroan terhadap hukum dan regulasi, termasuk manajemen risiko. Komite Audit menyatakan bahwa sepanjang pengetahuan terbaiknya, tidak menemukan adanya ketidakpatuhan Perseroan terhadap peraturan perundang-undangan yang berlaku.

Komunikasi dengan Audit Internal

Komite Audit melakukan komunikasi berkala dengan auditor internal mengenai ruang lingkup rencana kerja melalui perencanaan audit dengan pendekatan pemeriksaan berdasarkan risiko; membahas temuan audit dan memantau tindak lanjut manajemen atas rekomendasi dari audit internal; serta memberikan masukan untuk meningkatkan kualitas pelaporan serta akurasi dan ketepatan waktu penerbitan laporan audit.

Manajemen Risiko

Komite Audit menilai bahwa sistem pengawasan internal, kepatuhan, dan manajemen risiko Perseroan telah cukup memadai untuk mengidentifikasi dan mengelola risiko-risiko tersebut secara semestinya. Komite Audit juga menelaah dan memberikan saran kepada Direksi dan Dewan Komisaris terkait potensi benturan kepentingan di Perseroan.

ACTIVITY IMPLEMENTATION REPORT

Reviewing Financial Statements

In 2024, The Audit Committee evaluates the quality, integrity, and transparency of the Company's Consolidated Financial Statements. Furthermore, the Audit Committee examines key accounting policies and practices used by the Company, as well as significant assumptions that materially affect the reported results.

The Audit Committee believes the Consolidated Financial Statements have been presented in accordance with Indonesia's generally accepted accounting principles. The Company's Consolidated Financial Statements as of 31 December 2024 have been audited by Public Accounting Firm Liana Ramon Xenia & Partners. The report dated 14 March 2025 stated that the financial statements were presented fairly and in accordance with Indonesian Financial Accounting Standards.

Compliance with Laws and Regulations

The Audit Committee reviews the Company's compliance with the law and regulations, including risk management. The Audit Committee declared, with their best of knowledge, that the Company had not committed any violations of the prevailing laws.

Communication with Internal Audit

The Audit Committee communicates with internal auditors on a regular basis about the scope of work plans through audit planning using a risk-based audit approach; discusses audit findings and monitors management's follow-up on internal audit recommendations; and provides input to improve reporting quality, as well as the accuracy and timeliness of the audit reports.

Risk Management

The Audit Committee believes that the Company's internal control system, compliance, and risk management have been sufficient to identify and manage these risks properly. The Audit Committee also reviews and advises the Board of Directors and Board of Commissioners on any potential conflicts of interest in the Company.

Auditor Eksternal

Pada 11 Desember 2024 dan 7 Maret 2025, Komite Audit, Internal Audit dan Divisi Akunting mengadakan pertemuan dengan auditor eksternal (Liana Ramon Xenia & Rekan) untuk perencanaan audit dan finalisasi terkait Laporan Keuangan Konsolidasian 31 Desember 2024 (auditan) Perseroan. Dalam pertemuan tersebut, Komite Audit telah menelaah tanggung jawab Kantor Akuntan Publik Liana Ramon Xenia & Rekan, independensi dan objektivitas, susunan tim audit, rencana audit, dan jadwal audit, penerapan PSAK/IFRS yang baru, serta isu-isu utama lainnya.

External Auditor

On 11 December 2024 and 7 March 2025, the Audit Committee, Internal Audit, and Accounting Division met with the external auditor (Liana Ramon Xenia & Partners) to plan and finalize the audit of the Company's Consolidated Financial Statements as of 31 December 2024. During this meeting, the Audit Committee reviewed the responsibilities of the Liana Ramon Xenia & Partners Public Accounting Firm, independence and objectivity, audit team composition, audit plan and schedule, implementation of the new PSAK/IFRS, and other major issues.

PELAKSANAAN RAPAT

Kebijakan

Sesuai dengan Peraturan OJK No. 55/2015, Komite Audit wajib menyelenggarakan rapat minimal 1 (satu) kali dalam 3 (tiga) bulan. Kendati demikian, rapat dapat dilaksanakan lebih dari ketentuan apabila dihadiri oleh lebih dari ½ (satu per dua) jumlah anggota.

Seluruh keputusan Komite Audit diambil berdasarkan musyawarah untuk mufakat. Selain itu, seluruh hasil rapat dituangkan dalam risalah rapat, termasuk apabila ada perbedaan pendapat, yang ditandatangani oleh seluruh anggota Komite Audit yang hadir untuk disampaikan kepada Dewan Komisaris.

Frekuensi dan Kehadiran

Sepanjang tahun 2024, Komite Audit telah melaksanakan rapat sebanyak 7 (tujuh) kali secara keseluruhan, dengan rincian tingkat kehadiran sebagai berikut:

MEETING IMPLEMENTATION

Policy

According to OJK Regulation No. 55/2015, the Audit Committee is required to meet at least once every three months. Meetings may exceed the provisions if more than half of the members attend.

All Audit Committee decisions are made after careful deliberation and consensus-building. Furthermore, all meeting results, including any differences of opinion, are documented in the meeting minutes which are signed by all Audit Committee members present and submitted to the Board of Commissioners.

Frequency and Attendance

Throughout 2024, the Audit Committee has held 7 (seven) meetings in total, with details as follow:

Frekuensi dan Tingkat Kehadiran Rapat Komite Audit
Frequency and Attendance Level of Audit Committee Me

Nama Name	Jabatan Positiom	Jumlah Rapat Number of Meetings	Jumlah Kehadiran Number of Attendance	%
Tak Ek Kia	Ketua Chairman	7	7	100
Dikdik Sugiharto	Anggota Member	7	7	100
Michell Suharli	Anggota Member	7	7	100

PENGEMBANGAN KOMPETENSI

Kebijakan

Kebijakan pelatihan Komite Audit, terutama mengacu pada Peraturan OJK No. 55/POJK.04/2015 tahun 2015 tentang Pembentukan dan Pedoman Pelaksanaan Kerja Komite Audit. Regulasi tersebut menegaskan bahwa anggota komite harus bersedia meningkatkan kompetensi secara terus menerus melalui pendidikan dan pelatihan.

COMPETENCY DEVELOPMENT

Policy

The Audit Committee training policy refers to OJK Regulation No. 55/POJK.04/2015 of 2015 on the Establishment and Work Guidelines of the Audit Committee. The regulation states that committee members must agree to continually improve their competence through education and training.

Realisasi

Uraian tentang realisasi kegiatan pengembangan kompetensi Komite Audit disampaikan melalui tabel di bawah ini.

Realization

The realization of the Audit Committee's competency development activities is presented in the table below.

Nama Name	Jabatan Position	Jenis Pendidikan dan Pelatihan Types of Education and Training	Tanggal Pelaksanaan Date	Penyelenggara Organizer
Michell Suharli	Anggota Komite Audit Member of Audit Committee	Memahami IFRS 18 *Presentation and Disclosure in Financial Statements* Understanding IFRS 18: Presentation and Disclosure in Financial Statements	7 Mei 2024 7 May 2024	Ikatan Akuntan Indonesia (IAI) Institute of Indonesia Chartered Accountants
		Workshop Aspek Pajak Investasi dan Akuisisi Workshop on Tax Aspects of Investment and Acquisition	7 Juni 2024 7 June 2024	Perkumpulan Praktisi dan Profesi Konsultan Pajak Indonesia (P3KPI) Indonesian Association of Tax Consultant Practitioners and Professionals
		Pendidikan Profesional Berkelanjutan (PPL) *Online* Akuntan Berpraktik Continuing Professional Development (CPD) for Practicing Accountants (Online)	11 Juni 2024 11 June 2024	Ikatan Akuntan Indonesia (IAI) Institute of Indonesia Chartered Accountants
		PPL OJK IKNB Aspek Akuntansi dan Audit dalam Laporan Keuangan Dana Pensiun Termasuk Dana Pensiun Syariah OJK IKNB CPD: Accounting and Audit Aspects in Pension Fund Financial Statements, Including Sharia Pension Funds	30 Juli 2024 30 July 2024	Institut Akuntan Publik Indonesia (IAPI) Indonesian Institute of Certified Public Accountants
		PPL Pasar Modal IAPI - OJK *Update* Perkembangan Pasar Modal Syariah di Indonesia dan Pertimbangan Akuntansi dan Audit Serta Regulasi Pasar Modal dalam Proses Merger & Akuisisi Capital Market CPD by IAPI - OJK: Update on the Development of Sharia Capital Markets in Indonesia, Accounting and Audit Considerations, and Capital Market Regulations in Mergers & Acquisitions	7 Oktober 2024 7 October 2024	Institut Akuntan Publik Indonesia (IAPI) Indonesian Institute of Certified Public Accountants
		LED 5 - *Audit Committee Essentials*	11 Oktober 2024 11 October 2024	Singapore Institute of Directors (SID)
		LED 6 - *Board Risk Committee Essentials*	11 Oktober 2024 11 October 2024	Singapore Institute of Directors (SID)
		Praxity Global Leadership Conference 2024	27-30 Oktober 2024 27-30 October 2024	Praxity Global Alliance Ltd
		PPL PPPK Via LMS CPD for PPPK via LMS	11 November 2024 11 November 2024	Institut Akuntan Publik Indonesia (IAPI) Indonesian Institute of Certified Public Accountants
		PPL Khusus Bank - IAPI Tahun 2024 Bagi Akuntan Publik Terdaftar di OJK Sektor Perbankan Special CPD for Banks - IAPI 2024 for Public Accountants Registered in OJK Banking Sector	14 November 2024 14 November 2024	Institut Akuntan Publik Indonesia (IAPI) Indonesian Institute of Certified Public Accountants
		Penyusunan Standar Operasional Prosedur (SOP) Perpajakan Berbasis Risiko Preparation of Risk-Based Tax Standard Operating Procedures (SOPs)	16 November 2024 16 November 2024	Ikatan Akuntan Indonesia (IAI) Institute of Indonesia Chartered Accountants

FUNGSI NOMINASI DAN REMUNERASI

NOMINATION AND REMUNERATION FUNCTION

Sesuai dengan Peraturan Otoritas Jasa Keuangan (OJK) No. 34/POJK.04/2014 tentang Komite Nominasi dan Remunerasi, Fungsi Nominasi dan Remunerasi melaksanakan kegiatan untuk memberikan pertimbangkan terkait dengan pengusulan seseorang untuk diangkat dalam jabatan sebagai anggota Direksi atau anggota Dewan Komisaris.

In accordance with Financial Services Authority (OJK) Regulation No. 34/POJK.04/2014 concerning the Nomination and Remuneration Committee, the Nomination and Remuneration Function is responsible for providing recommendations regarding candidates for appointment as members of the Board of Commissioners.

PELAKSANA FUNGSI NOMINASI DAN REMUNERASI

Saat ini, Fungsi Nominasi dan Remunerasi di Chandra Asri Group dilaksanakan sepenuhnya oleh Dewan Komisaris. Penetapan keputusan ini sesuai dengan Pedoman dan Kode Etik (*Board Charter*) Direksi dan Dewan Komisaris.

PEDOMAN KERJA

Chandra Asri Group telah memiliki piagam yang menjadi acuan pelaksanaan kegiatan Fungsi Nominasi dan Remunerasi. Piagam tersebut berisi:

1. Pendahuluan;
2. Organisasi;
3. Kedudukan;
4. Pengangkatan dan pemberhentian;
5. Masa Kerja;
6. Tugas dan tanggung jawab;
7. Tata cara dan prosedur kerja;
8. Rapat Komite Remunerasi;
9. Pelaporan; dan
10. Penutup.

IMPLEMENTATION OF NOMINATION AND REMUNERATION FUNCTIONS

Currently, the Nomination and Remuneration Function at Chandra Asri Group is fully carried out by the Board of Commissioners. This decision is in accordance with the Guidelines and Code of Ethics (Board Charter) of the Board of Directors and Board of Commissioners.

WORK GUIDELINES

Chandra Asri Group has a charter that serves as a reference for implementing the Nomination and Remuneration Function. The charter includes:

1. Introduction;
2. Organization;
3. Position;
4. Appointment and Dismissal;
5. Term of Office;
6. Duties and Responsibilities;
7. Work Methods and Procedures;
8. Remuneration Committee Meetings;
9. Reporting; and
10. Closing.

TUGAS DAN TANGGUNG JAWAB

Fungsi Nominasi dan Remunerasi yang dilaksanakan oleh Dewan Komisaris bertindak secara profesional untuk kepentingan Perseroan dan pihak-pihak terkait lainnya sesuai dengan peraturan perundang-undangan. Tugas dan tanggung jawabnya adalah:

Fungsi Nominasi:

1. Menyiapkan rekomendasi atas komposisi jabatan anggota Direksi dan/atau Dewan Komisaris;
2. Membuat kebijakan dan kriteria yang dibutuhkan dalam proses nominasi;
3. Membuat kebijakan evaluasi kinerja bagi anggota Direksi dan/atau anggota Dewan Komisaris;
4. Melakukan penilaian kinerja anggota Direksi dan/atau Dewan Komisaris berdasarkan tolok ukur yang telah disusun sebagai bahan evaluasi;
5. Memberikan rekomendasi mengenai program pengembangan kemampuan anggota Direksi dan/atau anggota Dewan Komisaris; dan
6. Memberikan usulan calon yang memenuhi syarat sebagai anggota Direksi dan/atau anggota Dewan Komisaris kepada Dewan Komisaris untuk disampaikan kepada RUPS.

FUNGSI REMUNERASI

1. Memberikan rekomendasi kepada RUPS yang disampaikan oleh Dewan Komisaris mengenai struktur remunerasi;
2. Menentukan kebijakan dan besaran remunerasi anggota Dewan Komisaris dan Direksi untuk disetujui oleh RUPS;
3. Melakukan kajian terhadap remunerasi didasarkan pada kajian atas hasil kerja, tingkat remunerasi pada industri yang sama, serta tujuan dan strategi kegiatan usaha Perseroan, yang diajukan kepada rapat umum pemegang saham;
4. Melakukan penilaian kinerja dengan kesesuaian remunerasi yang diterima masing-masing anggota Direksi dan/atau Dewan Komisaris; dan
5. Fungsi Remunerasi wajib bertindak independen dalam melaksanakan tugasnya.

PELAKSANAAN TUGAS TAHUN BUKU

Pelaksanaan Fungsi Nominasi dan Remunerasi menjadi bagian yang tidak terpisahkan dari pelaksanaan tugas Dewan Komisaris yang disajikan dan dipaparkan pada RUPS Tahunan melalui penyampaian Laporan Pengawasan Dewan Komisaris.

DUTIES AND RESPONSIBILITIES

The Nomination and Remuneration Function, carried out by the Board of Commissioners, operates professionally in the best interests of the Company and other related parties in compliance with applicable laws and regulations. Its duties and responsibilities are as follows:

Nomination Function:

1. Preparing recommendations on the composition of positions for members of the Board of Directors and/or Board of Commissioners;
2. Establishing policies and criteria required for the nomination process;
3. Developing performance evaluation policies for members of the Board of Directors and/or Board of Commissioners;
4. Conducting performance assessments of members of the Board of Directors and/or Board of Commissioners based on predetermined benchmarks as evaluation materials;
5. Providing recommendations on capacity development programs for members of the Board of Directors and/or Board of Commissioners; and
6. Proposing qualified candidates for the Board of Directors and/or Board of Commissioners to the Board of Commissioners for submission to the General Meeting of Shareholders (GMS).

REMUNERATION FUNCTION

1. Providing recommendations to the GMS, submitted by the Board of Commissioners, regarding the remuneration structure;
2. Establishing policies and determining remuneration amounts for members of the Board of Commissioners and Board of Directors, subject to GMS approval;
3. Reviewing remuneration based on an assessment of work performance, industry remuneration standards, and the Company's business objectives and strategies, with findings submitted to the GMS;
4. Conducting performance evaluations to ensure the appropriateness of remuneration for each member of the Board of Directors and/or Board of Commissioners; and
5. Ensuring the Remuneration Function operates independently in carrying out its duties.

DUTY IMPLEMENTATION FOR THE FISCAL YEAR

The implementation of the Nomination and Remuneration Function is an integral part of the Board of Commissioners' duties, which is presented and explained at the Annual GMS through the submission of the Board of Commissioners' Supervisory Report.

SEKRETARIS PERUSAHAAN

CORPORATE SECRETARY

Mengacu pada Peraturan OJK No. 35/POJK.04/2014 tanggal 8 Desember 2014 tentang Sekretaris Perusahaan Emiten atau Perusahaan Publik, Sekretaris Perusahaan merupakan penanggung jawab dari unit kerja yang menjalankan fungsi sekretaris perusahaan. Sekretaris Perusahaan diangkat dan diberhentikan oleh Direksi.

TUGAS DAN TANGGUNG JAWAB

Tugas Sekretaris Perusahaan ditetapkan dengan mengacu pada regulasi yang ada. Adapun tugas-tugasnya, antara lain:

1. Mengikuti perkembangan pasar modal khususnya peraturan-peraturan yang berlaku di bidang pasar modal;
2. Memberikan masukan kepada Direksi dan Dewan Komisaris Perseroan untuk mematuhi ketentuan peraturan perundang-undangan di bidang pasar modal;
3. Membantu Direksi dan Dewan Komisaris dalam pelaksanaan tata kelola perusahaan yang meliputi:
    a. Keterbukaan informasi kepada masyarakat termasuk ketersediaan informasi pada situs web Perseroan;
    b. Penyampaian laporan kepada OJK tepat waktu;
    c. Penyelenggaraan dan dokumentasi RUPS;
    d. Penyelenggaraan dan dokumentasi rapat Direksi dan/atau Dewan Komisaris;
    e. Pelaksanaan program orientasi terhadap Perusahaan bagi Direksi dan/atau Dewan Komisaris.
4. Sebagai penghubung antara Perseroan dengan pemegang saham Perseroan, OJK dan pemangku kepentingan lainnya.

Pursuant to OJK Regulation No. 35/POJK.04/2014, dated 8 December 2014, on the Corporate Secretary of Issuers or Public Companies, the Corporate Secretary is the person in charge of the work unit that carries out the Company's secretarial function. The Corporate Secretary is appointed and dismissed by the Board of Directors.

DUTIES AND RESPONSIBILITIES

The duties of the Corporate Secretary are determined by referring to prevailing regulations. The duties, among others:

1. Keeping abreast of capital market developments, especially the regulations that apply in the field of capital market;
2. Providing input to the Board of Directors and the Board of Commissioners of the Company to comply with the provisions of the laws and regulations in the field of capital market;
3. Assisting the Board of Directors and the Board of Commissioners in the implementation of corporate governance, which includes:
    a. Disclosure of information to the public, including the availability of information on the Company's website;
    b. Submission of reports to OJK in a timely manner;
    c. GMS implementation and documentation;
    d. Organizing and documenting meetings of the Board of Directors and/or Board of Commissioners; and
    e. Implementation of the Company induction program for the Board of Directors and/or Board of Commissioners.
4. As a liaison between the Company and the Company's shareholders, OJK, and other stakeholders.

PROFIL SEKRETARIS PERUSAHAAN

CORPORATE SECRETARY PROFILE



Erri Dewi Riani

Sekretaris Perusahaan | Corporate Secretary

Kewarganegaraan | Nationality	Indonesia | Indonesian
Domisili | Domicile	Jakarta
Usia | Age	46 tahun | 46 years old
Riwayat Pendidikan | Educational Background	Sarjana Hukum Universitas Katolik Parahyangan Bandung, Indonesia (2000) Bachelor of Law from Parahyangan Catholic University, Bandung, Indonesia (2000)

Dasar Pengangkatan Basis Of Appointment	Diangkat sebagai Sekretaris Perusahaan melalui Surat Keputusan Direksi Perseroan No. 001/LGL/BOD RES/I/2021 tanggal 1 Februari 2021. Appointed as Corporate Secretary through the Decree of the Company's Board of Directors No. 001/LGL/BOD RES/I/2021, dated 1 February 2021.
Riwayat Pekerjaan Work Experience	• Direktur Utama PT Krakatau Chandra Energi (2023-saat ini) • General Manager Legal PT Chandra Asri Pacific Tbk (2011-saat ini) • Penasihat hukum PT Tripolyta Indonesia Tbk (TPI) (2008-2011) • President Director of PT Krakatau Chandra Energi (2023-present) • General Manager Legal of PT Chandra Asri Pacific Tbk (2011-present) • Legal advisor to PT Tripolyta Indonesia Tbk (TPI) (2008-2011)
Rangkap Jabatan Concurrent Positions	Direktur Utama PT Krakatau Chandra Energi (sejak 2023) President Director of PT Krakatau Chandra Energi (since 2023)
Hubungan Afiliasi Affiliation Relationship	Tidak memiliki hubungan afiliasi dengan Direksi, Dewan Komisaris, maupun Pemegang Saham Utama/Pengendali No affiliated relations with members of the Board of Directors, members of the Board of Commissioners, or Majority/Controlling Shareholders.

PROGRAM KERJA DAN PELAKSANAAN TUGAS

Sepanjang tahun buku 2024, Sekretaris Perusahaan telah merealisasikan program yang merupakan bagian dari tugas dan tanggung jawabnya. Rinciannya diuraikan dalam tabel di bawah ini.

WORK PROGRAM AND DUTY IMPLEMENTATION

Throughout the 2024, the Corporate Secretary has realized a number of programs that are part of its duties and responsibilities. The details are outlined in the following table.

Program Kerja Work Program	Pelaksanaan Tugas Duty Implementation
Penyelengaraan RUPS GMS Implementation	• RUPS Tahunan telah diselenggarakan sebanyak 1 (satu) kali • RUPS Luar Biasa telah diselenggarakan sebanyak 1 (satu) kali • The Annual GMS was held once • The Extraordinary GMS was held once
Paparan Publik Public Exposure	Dilaksanakan sebanyak 2 (dua) kali (Insidentil & Tahunan) Conducted twice (Incidental & Annual)
Penyelenggaraan Rapat Umum Pemegang Obligasi (RUPO) Organizing the General Meeting of Bondholders (RUPO)	Tidak ada None
Site Visit	Dilaksanakan 4 (empat) kali Conducted 4 (four) times

Program Kerja Work Program	Pelaksanaan Tugas Duty Implementation
Konferensi Pers Press Conference	1. *Media Briefing* 100 km Aspal Plastik di Garut 2. *Media Briefing Showcase* Aspal Plastik bersama ASECH di Bali 3. *Media Briefing* 32 Tahun Perjalanan Chandra Asri 1. Media Briefing 100 km Plastic Asphalt in Garut 2. Media Briefing Plastic Asphalt Showcase with ASECH in Bali 3. Media Briefing 32 Years of Chandra Asri's Journey
	• PT Chandra Asri Petrochemical Tbk Resmi Bertransformasi Menjadi PT Chandra Asri Pacific Tbk PT Chandra Asri Petrochemical Tbk Officially Transformed into PT Chandra Asri Pacific Tbk • Strategi Kemitraan Global Chandra Asri Group Raih Atensi di Indonesia Incorporated Day 2024 Global Partnership Strategy of Chandra Asri Group Captures Attention at Indonesia Incorporated Day 2024 • Asrene®SP4808 Chandra Asri Group Dukung Bauran Energi Baru Terbarukan Berbasis Panas Bumi di Indonesia Asrene®SP4808 Chandra Asri Group Supports Indonesia's New Renewable Energy Mix Based on Geothermal • Chandra Asri Group Raih Penghargaan *"National Lighthouse Industry 4.0"* dari Kementerian Perindustrian Chandra Asri Group Receives "National Lighthouse Industry 4.0" Award from the Ministry of Industry • Rampungkan Target Jalan Aspal Plastik, Kabupaten Garut Jadi Lokasi Penutup dengan Total Gelaran Aspal 50,2 km Complete the Plastic Asphalt Road Target, Garut District Becomes the Final Location with a Total Asphalt Coverage of 50.2 km • Chandra Asri Group Menunjuk OCBC sebagai Advisory Bank Chandra Asri Group Appoints OCBC as Advisory Bank • Chandra Asri Group Raih Nilai B dari Carbon Disclosure Project (CDP) Chandra Asri Group Achieves B Score from Carbon Disclosure Project (CDP) • Chandra Asri Group Berhasil Meluncurkan Obligasi senilai Rp1,5 Triliun pada Tahun 2024 Chandra Asri Group Successfully Launches 1.5 Trillion Rupiah Bond Offering in 2024 • Chandra Asri Menandatangani Perjanjian Offtake Garam dengan BCI Minerals dari Australia Chandra Asri Signs Binding Salt Offtake Agreement with BCI Minerals from Australia • Kinerja CAP Untuk Tahun yang Berakhir 31 Desember 2023 CAP Results for the Year Ended 31 December 2023 • Chandra Asri Group Terima Bullet Term Loan Rp4 Triliun dari Bank Mandiri Chandra Asri Group Receives Bullet Term Loan of IDR 4 Trillion from Bank Mandiri • Chandra Asri Group Menjajaki Peluang Kerjasama dengan Perum Jasa Tirta II Chandra Asri Group Explores Collaboration Opportunities with Perum Jasa Tirta II • Kinerja CAP Untuk Periode yang Berakhir 31 Maret 2024 CAP Results for the Period Ended 31 March 2024 • Chandra Asri Group dan Glencore akan Mengakuisisi Aset Shell Energy and Chemical Park di Singapura Chandra Asri Group and Glencore to Acquire Shell's Energy and Chemicals Assets in Singapore • Pabrik Petrokimia Chandra Asri Group Jalani Pemeliharaan Terjadwal Chandra Asri Group Petrochemical Plant Undergoes Scheduled Maintenance

Program Kerja Work Program	Pelaksanaan Tugas Duty Implementation
Siaran Pers Press Release	• Chandra Asri Group Masuk dalam MSCI Global Standard Indexes Jakarta Chandra Asri Group Included in MSCI Global Standard Indexes • Chandra Asri Group, ASECH, dan Jimbaran Hijau Resmikan *Showcase* Jalan Aspal Plastik Chandra Asri Group, ASECH, and Jimbaran Hijau Inaugurate Plastic Asphalt Road Showcase • Chandra Asri Group Gandeng UMKM Kuliner untuk Membuka Kedai di dalam Pabrik selama Masa *Turn Around Maintenance* Chandra Asri Group Involves Culinary MSMEs to Open Stalls Inside the Plant During Turn Around Maintenance Period • Chandra Asri Group Operasikan Pabrik Bag Film Roll untuk Produksi Kemasan Heavy Duty Chandra Asri Group Operates a Bag Film Roll Plant for Heavy-Duty Packaging Production • Chandra Asri Group Layani Kepelabuhan dan Penyimpanan Curah Cair Terpadu melalui PT Chandra Pelabuhan Nusantara (CPN) Chandra Asri Group Provides Integrated Port and Bulk Liquid Storage Services through PT Chandra Pelabuhan Nusantara (CPN) • Chandra Asri Group Tegaskan Komitmen Keberlanjutan dengan Sertifikat *Green Building* EDGE Advanced Chandra Asri Group Affirms Its Commitment to Sustainability with EDGE Advanced Green Building Certificate • Chandra Asri Group Raih Pinjaman Sindikasi Berkelanjutan Sebesar USD 800 Juta Chandra Asri Group Secures USD 800 Million Sustainability-Linked Syndicated Loan • Kinerja CAP Untuk Periode yang Berakhir 30 Juni 2024 CAP Results for the Period Ended 30 June 2024 • Kontribusi Chandra Asri Group dalam Mendukung Indonesia Melalui Akuisisi SECP Chandra Asri Group's Contribution to Supporting Indonesia through the Aquisition of SECP • CSI dan PIS Berkolaborasi dalam Transportasi & Logistik Angkutan Laut Global CSI and PIS Collaborate in Global Maritime Transport & Logistics • Chandra Asri Group berinvestasi pada TUKR milik Biofront Chandra Asri Group Invests in Biofront's TUKR • Kinerja CAP Untuk Periode yang Berakhir 30 September 2024 CAP Results for the Period Ended 30 September 2024 • Chandra Asri Group Operasikan Armada Kapal Chandra Asri Group Operates Vessel Fleets • Chandra Asri Group Bermitra dengan IKPT untuk Meningkatkan Kapasitas Pabrik MTBE dan Butene-1 Chandra Asri Group Partners with IKPT to Expand MTBE and Butene-1 Plant Capacity

REALISASI PENGEMBANGAN KOMPETENSI

Pengembangan kompetensi tim dalam Sekretaris Perusahaan tidak hanya dilakukan dalam bentuk pelatihan, tetapi juga pertemuan dengan para pemangku kepentingan, terutama regulator dalam kegiatan sosialisasi. Hal itu sangat bermanfaat untuk menambah wawasan, sehingga dapat mendukung pelaksanaan tugas.

Rincian pelaksanaan pengembangan kompetensi diuraikan dalam tabel di bawah ini:

REALIZATION OF COMPETENCY DEVELOPMENT

Team competency development in Corporate Secretary does not include training only but also meetings with stakeholders, particularly regulators, in a socialization activity. This is highly useful to gain insight and subsequently to support the implementation of duties.

Details of the implementation of competency development are described in the following table:

No.	Kegiatan Activity	Tanggal Date	Nama Kehadiran Participants	Tempat Venue
1	Sosialisasi Peraturan Bursa Nomor I-I Dissemination of Stock Exchange Regulation Number I-I	26 April 2024 26 April 2024	Ni Nyoman Mera Fenny Karim Fiona Gracia Athira Hana Alodia Mira Susanti	Webinar
2	Undangan Sosialisasi Peraturan Bursa Nomor I-N tentang Pembatalan Pencatatan (*Delisting*) dan Pencatatan Kembali (*Relisting*) Invitation to the Dissemination of Stock Exchange Regulation Number I-N on Delisting and Relisting	16 Mei 2024 16 May 2024	Ni Nyoman Mera Fenny Karim Fiona Gracia Athira Hana Alodia Neysa Safira Mira Susanti	Webinar
3	Undangan Seminar Data *Protection: Legal & Information System* Invitation to the Seminar on Data Protection: Legal & Information System	3 Juni 2024 3 June 2024	Septiana Rachma Puspita	Jakarta
4	Undangan Sosialisasi Perubahan Peraturan Nomor I-X tentang Penempatan Pencatatan Efek Bersifat Ekuitas pada Papan Pemantauan Khusus Invitation to the Dissemination of Amendments to Regulation Number I-X regarding the Placement of Equity Securities Listing on the Special Monitoring Board	18 Juli 2024 18 July 2024	Dwi Kalfin Arfa Fiona Gracia Athira Hana Neysa Safira Mira Susanti	Webinar
5	Sosialisasi Peraturan Bursa Nomor I-I (Pemecah Saham oleh Perusahaan Tercatat yang Menerbitkan Efek Bersifat Ekuitas) Dissemination of Stock Exchange Regulation Number I-I (Stock Split by Listed Companies Issuing Equity Securities)	1 Oktober 2024 1 October 2024	Fenny Karim Fiona Gracia Athira Hana Neysa Safira Alodia Mira Susanti	*Online*
6	Sosialisasi SPE-IDXNET AP/KAP, Waran Terstruktur, dan ESG *Reporting* Dissemination of SPE-IDXNET for Public Accountants/Public Accounting Firms, Structured Warrants, and ESG Reporting	13 Desember 2024 13 December 2024	Mira Susanti	Webinar

UNIT AUDIT INTERNAL

INTERNAL AUDIT UNIT

Sesuai Peraturan Otoritas Jasa Keuangan (OJK) No. 56/POJK.04/2015 tentang Pembentukan dan Pedoman Penyusunan Piagam Unit Audit Internal, Unit Audit Internal adalah unit kerja Perseroan yang menjalankan fungsi audit internal. Sedangkan audit internal merupakan kegiatan pemberian keyakinan dan konsultasi yang bersifat independen dan objektif, dengan tujuan meningkatkan nilai dan memperbaiki operasional Perseroan.

Fungsi audit internal dilakukan melalui kegiatan *assurance* dan konsultasi pada setiap kegiatan operasional dan bisnis. Hal itu bertujuan untuk menilai kecukupan efektivitas pengendalian internal, manajemen risiko, dan proses tata kelola perusahaan.

PEDOMAN KERJA

Piagam Internal Audit Chandra Asri Group ditetapkan pada 29 April 2016 oleh Direksi setelah mendapat persetujuan dari Dewan Komisaris. Piagam tersebut dibuat mengacu pada Surat Keputusan Ketua Badan Pengawas Pasar Modal dan Lembaga Keuangan No. Kep-496/BL/2008 tanggal 28 November 2008 serta Peraturan No. IX.I.7 yang secara substansi masih memiliki kesesuaian dengan Keputusan Ketua Dewan Komisioner Otoritas Jasa Keuangan Peraturan No. 56/POJK.04/2015 tentang Pembentukan dan Pedoman Penyusunan Piagam Audit Internal.

Piagam Audit Internal memuat tentang:
1. Struktur dan Kedudukan Unit Audit Internal;
2. Persyaratan sebagai Auditor Internal;
3. Ruang Lingkup;
4. Pelaporan;
5. Kewenangan;
6. Tanggung Jawab;
7. Independensi dan Objektivitas;
8. Kode Etik; serta
9. Hubungan dengan Auditor Eksternal.

According to Financial Services Authority (OJK) Regulation No. 56/POJK.04/2015 on the Establishment and Development Guidelines of the Internal Audit Unit Charter, the Internal Audit Unit is a work unit within the Company that performs internal audit functions. Meanwhile, internal audit is an independent and objective activity that provides assurance and consultation with the goal of increasing value and improving the Company's operations.

Internal audit is performed through assurance and consulting activities in all operational and business activities. Its objective is to assess the adequacy of the effectiveness of internal control, risk management, and corporate governance procedures.

WORK GUIDELINES

The Chandra Asri Group Internal Audit Charter was established on 29 April 2016, by the Board of Directors with approval from the Board of Commissioners. The Charter was prepared in accordance with the Chairman of the Capital Market and Financial Institution Supervisory Agency's Decree No. Kep-496/BL/2008 dated 28 November 2008, and Regulation No. IX.I.7, which substantially still conforms to the Chairman of the Board of Commissioners of the Financial Services Authority's Regulation No. 56/POJK.04/2015 on the Establishment and Guidelines for the Preparation of an Internal Audit Charter.

The Internal Audit charter includes the following:
1. Internal Audit Unit Structure and Position;
2. Requirements as an Internal Auditor;
3. Scope of Work;
4. Reporting;
5. Authorities;
6. Responsibilities;
7. Independence and Objectivity;
8. Code of Conduct; and
9. Relationship with External Auditors.

KODE ETIK AUDITOR

Berdasarkan Piagam Audit Internal, Unit Audit Internal wajib menjalankan Kode Etik Auditor yang meliputi

CODE OF CONDUCT OF THE AUDITOR

According to the Internal Audit Charter, the Internal Audit Unit shall adhere to the Auditor's Code of Conduct, which includes:

No.	Kode Etik Code of Conduct	Uraian Description
1	Integritas Integrity	• Melakukan pekerjaan dengan jujur, rajin, dan bertanggung jawab. Performing the work in an honest, diligent, and responsible manner. • Mematuhi hukum/undang-undang dan menyajikan hasil audit sesuai dengan hukum/undang-undang dan standar profesi yang berlaku. Comply with laws/regulations and present audit results in accordance with the prevailing laws/regulations and professional standards. • Tidak boleh terlibat dalam kegiatan ilegal atau terlibat dalam kegiatan yang merendahkan profesi Auditor Internal atau Perseroan. Not engage in any illegal activities or become involved in activities that are disgraceful to the Internal Auditor profession or the Company. • Senantiasa mengikuti dan mematuhi kode etik Perseroan. Always adhere to and comply with the Company's code of conduct.
2	Objektifitas Objectivity	• Tidak boleh berpartisipasi dalam kegiatan apa pun atau memiliki hubungan apa pun yang dapat mempengaruhi hasil audit menjadi bias. Partisipasi yang dimaksud termasuk aktivitas atau hubungan yang dapat menyebabkan konflik kepentingan dengan Perseroan. Not participate in any activities or have any relationships that may influence or impair the audit results. The participation includes activities or relationships that may lead to conflicts of interest with the Company. • Tidak boleh menerima hadiah dalam bentuk apa pun dan dari siapa pun yang dapat mempengaruhi atau menimbulkan dugaan akan mempengaruhi pertimbangan profesional personil Unit Audit Internal. Not accept any kind of reward from anyone which could impair, or be presumed to impair the professional judgment of the Internal Audit Unit personnel. • Mengungkapkan seluruh fakta penting yang diketahui, yang apabila tidak diungkapkan, akan mengubah kesimpulan audit yang dilaporkan ke manajemen. Disclose all material facts that have been known, which if not disclosed, will change the audit conclusions that are reported to the management.
3	Kerahasiaan Confidentiality	• Selalu berhati-hati dalam menggunakan dan menjaga kerahasiaan informasi yang diperoleh selama penugasan audit, kecuali jika diminta/disyaratkan oleh peraturan perundangan atau keputusan pengadilan. Always being prudent when utilizing and maintaining the confidentiality of information obtained during audit assignments, unless requested/required under the laws or court verdicts. • Tidak boleh menggunakan informasi untuk kepentingan pribadi atau hal-hal yang berlawanan dengan hukum atau tidak sesuai dengan kode etik Perseroan. Not using the information for personal interests or any matters that may violate the law or is not in accordance with the Company's code of conduct.
4	Kompetensi Competence	• Hanya dapat terlibat dalam penugasan di mana personel Unit Audit Internal memiliki pengetahuan, keterampilan, dan pengalaman yang memadai dan sesuai dengan bidang penugasan tersebut. Shall engage in assignments only where Internal Audit Unit personnel possess the relevant knowledge, skills, and adequate experience in the field of the assignment. • Melaksanakan tiap penugasan audit sesuai dengan Standar Internasional untuk Praktik Profesional Audit Internal. Conduct every audit assignment in accordance with the International Standards for the Professional Practice of Internal Auditing. • Terus menerus meningkatkan keahlian, efektivitas, dan kualitas pekerjaan. Continuously develop his/her skills, effectiveness, and quality of work.

TUGAS DAN TANGGUNG JAWAB

Unit Audit Internal memiliki tugas dan tanggung jawab sebagai berikut:

1. Menyusun dan melaksanakan rencana audit yang telah disetujui;
2. Menguji dan mengevaluasi pelaksanaan pengendalian internal dan manajemen risiko sesuai dengan kebijakan Perseroan;
3. Melakukan audit dan penilaian atas efisiensi dan efektivitas di bidang keuangan, akuntansi, operasional, sumber daya manusia, pemasaran, teknologi informasi, serta pemeriksaan khusus, bila diperlukan;
4. Memberikan saran perbaikan dan informasi yang objektif atas semua kegiatan yang diaudit pada semua tingkat manajemen;
5. Membuat laporan hasil audit dan menyampaikannya kepada Presiden Direktur dan Dewan Komisaris melalui Komite Audit;
6. Memantau, menganalisis, dan melaporkan pelaksanaan tindak lanjut perbaikan yang telah disarankan sebagai tindak lanjut proses audit;
7. Bekerja sama dengan Komite Audit;
8. Menyusun program untuk mengevaluasi mutu kegiatan audit internal yang dilakukan.

STRUKTUR DAN KEDUDUKAN AUDIT INTERNAL

Unit Audit Internal dipimpin oleh Kepala Unit Audit Internal yang dalam menjalankan fungsinya, berkoordinasi dengan Komite Audit. Pelaksanaan tugas dan tanggung jawab Unit Audit Internal dilakukan oleh 2 (dua) tim audit sebagai berikut:

1. **Tim Manufacturing (MFG)**
   Tim yang melaksanakan audit atas aktivitas atau proses bisnis yang terkait langsung dengan proses produksi Perseroan.
2. **Tim Non-Manufacturing (NMFG)**
   Tim yang melakukan audit atas aktivitas atau proses bisnis yang tidak terkait langsung dengan proses produksi Perseroan.

Kedua tim tersebut dipimpin oleh seorang Ketua Tim (Internal Audit Head) dan memiliki anggota yang bertindak sebagai auditor internal. Hasil pertanggungjawaban dari pelaksanaan tugas dilaporkan langsung Ketua Tim kepada Kepala Unit Audit Internal Perseroan.

DUTIES AND RESPONSIBILITIES

The Internal Audit Unit's duties and responsibilities are as follows:

1. Developing and implementing the approved audit plan;
2. Examine and evaluate internal controls and risk management implementation according to Company policies;
3. Conduct an audit and assessment on the efficiency and effectiveness of finance, accounting, operations, human resources, marketing, information technology, and special audits as necessary;
4. Provide recommendations for improvement and objective information on all activities that are audited at all management levels;
5. Prepare and submit the audit results report to the President Director, and Board of Commissioners through the Audit Committee;
6. Follow-up on audit recommendations by monitoring, analyzing, and reporting on their implementation;
7. Cooperate with the Audit Committee;
8. Prepare a program to evaluate the quality of the internal audit activities.

STRUCTURE AND POSITION OF INTERNAL AUDIT

The Internal Audit Unit is led by the Chief of the Internal Audit Unit, who, in carrying out its functions, coordinates with the Audit Committee. The implementation of the duties and responsibilities of the Internal Audit Unit is carried out by the following 2 (two) audit teams:

1. **Manufacturing Team (MFG)**
   A team that performs audits on business activities or processes that are directly related to the Company's production activities.
2. **Non-Manufacturing Team (NMFG)**
   A team that performs audits on business activities or processes that are not directly related to the Company's production process.

Both teams are led by a Team Leader (Internal Audit Head) and have members who are internal auditors. Results of the accountability report on duty implementation are reported directly by the Team Leader to the Company's Chef of Internal Audit Unit.

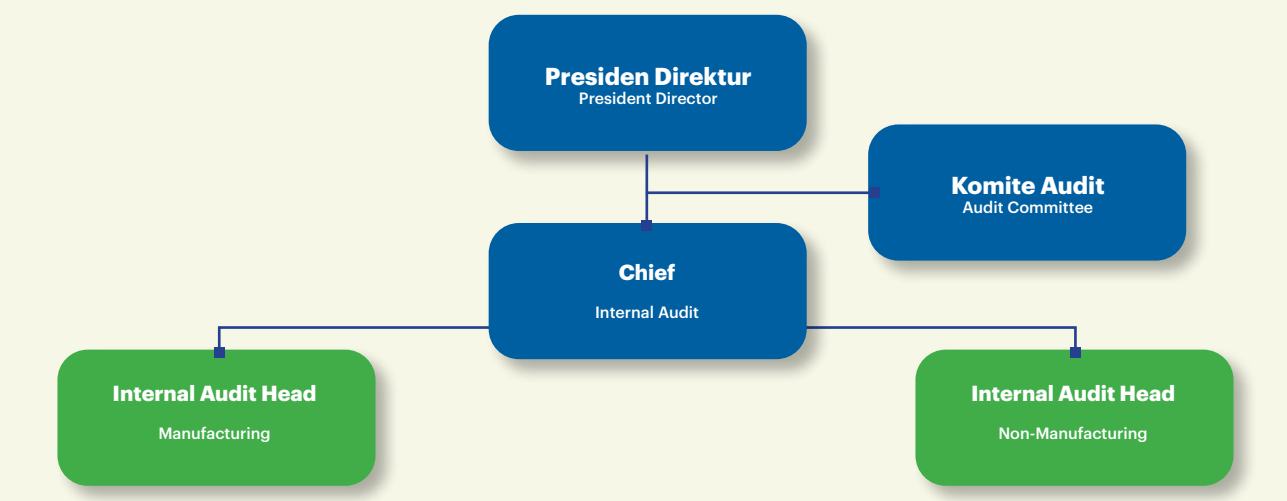

PIHAK YANG MENGANGKAT DAN MEMBERHENTIKAN

Pengangkatan serta pemberhentian Kepala Unit Audit Internal dilakukan oleh Presiden Direktur, setelah meminta persetujuan Dewan Komisaris. Kebijakan ini sesuai dengan struktur Unit Audit Internal yang berada langsung di bawah Presiden Direktur Perseroan.

PARTIES APPOINTING AND DISMISSING

The President Director appoints and dismisses the Chief of the Internal Audit Unit following approval from the Board of Commissioners. This policy is in line with the structure of the Internal Audit Unit, which reports directly to the Company's President Director.

KOMPOSISI UNIT AUDIT INTERNAL

Unit Audit Internal Perseroan sampai dengan akhir tahun 2024 berjumlah 10 (sepuluh) orang dengan rincian:

COMPOSITION OF THE INTERNAL AUDIT UNIT

As of the end of 2024, the Company's Internal Audit Unit consisted of 10 (ten) people, with the following details:

Jabatan/Fungsi Position/Function	**Jumlah (orang)** Number (people)
Chief Internal Audit	1
Internal Audit Head - MFG	1
Internal Audit Head - NMFG	1
Senior Auditor	3
Auditor	4
Total	**10**

PROFIL KEPALA UNIT AUDIT INTERNAL

PROFILE OF THE CHIEF OF THE INTERNAL AUDIT UNIT



Taufiq Muhammad

Kepala Unit Audit Internal | Chief of Internal Audit Unit

Kewarganegaraan | Nationality	Indonesia | Indonesian
Domisili | Domicile	Jakarta
Usia | Age	53 tahun | 53 years old
Dasar Pengangkatan | Basis of Appointment	Surat Keputusan Direksi No. HR/SKMP-14-076 tentang Pengangkatan Kepala Unit Audit Internal tanggal 4 Agustus 2014 Board of Directors' Decree No. HR/SKMP-14-076 on the appointment of the Chief of the Internal Audit Unit dated 4 August 2014
Riwayat Pendidikan Educational Background	• Sarjana Ekonomi bidang Akuntansi dari Fakultas Ekonomi Universitas Indonesia (1995) • Chartered Accountant dari Ikatan Akuntan Indonesia (IAI) (1995) • Certified Public Accountant dari Ikatan Akuntan Publik Indonesia (IAPI) (2006) • Bachelor of Economics in Accounting from the Faculty of Economics, University of Indonesia (1995) • Chartered Accountant from the Institute of Indonesia Chartered Accountants (1995) • Certified Public Accountant from the Indonesian Institute of Certified Public Accountants (IAPI) (2006)
Riwayat Pekerjaan Work Experience	• Chief Internal Audit PT Aetra Air Jakarta (2010-2014) • Manager Audit KAP Tanudiredja, Wibisana & Rekan (PricewaterhouseCoopers) (2004-2010) • Auditor KAP Prasetio, Sarwoko & Sandjaja (Ernst & Young)(1996-2004) • Chief Internal Audit of PT Aetra Air Jakarta (2010-2014) • Audit Manager of KAP Tanudiredja, Wibisana & Rekan (PricewaterhouseCoopers) (2004-2010) • Auditor of KAP Prasetio, Sarwoko & Sandjaja (Ernst & Young) (1996-2004)
Rangkap Jabatan Concurrent Positions	Tidak memiliki rangkap jabatan No concurrent positions
Keanggotaan Membership	• Ikatan Akuntan Indonesia • Ikatan Akuntan Publik Indonesia • The Institute of Internal Auditors Indonesia • Institute of Indonesian Chartered Accountants • Indonesian Institute of certified Public Accountants • The Institute of Internal Auditors Indonesia

KUALIFIKASI/SERTIFIKASI PROFESI

Untuk memastikan pengendalian internal berjalan secara optimal serta menghasilkan temuan audit yang dapat diandalkan, setiap personel Unit Audit Internal memperoleh pendidikan dan sertifikasi profesi audit. Beberapa pendidikan dan sertifikasi yang diikuti adalah sebagai berikut:

QUALIFICATION/PROFESSIONAL CERTIFICATION

Every member of the Internal Audit Unit obtains auditing profession education and certification to ensure that internal control runs optimally and produce reliable audit findings. Some of the education and certifications are as follows:

Sertifikat Profesional Professional Certification	Jumlah Personal Number of Personnel	Jabatan Position
Chartered Accountant	1	Chief Internal Audit
Certified Public Accountant	1	Chief Internal Audit
Qualified Internal Auditor	2	Internal Audit Head - MFG, Internal Audit Head - NMFG

Program Kerja dan Pelaksanaan Tugas
Work Program and Duty Implementation

No.	Program Kerja Work Program	Pelaksanaan Implementation
1	Audit atas Divisi Contract & Procurement Audit of Contract & Procurement Division	Januari-April 2024 January-April 2024
2	Audit atas Divisi Technology, Engineering & Construction Audit of Technology, Engineering & Construction Division	Januari-Juli 2024 January-July 2024
3	Audit atas Divisi Human Resources Services & Employee Relations Audit of Human Resources Services & Employee Relations Division	April-Juni 2024 April-June 2024
4	Audit atas Departemen Talent Acquisition, Rewards & Digitalization Audit of the Talent Acquisition, Rewards & Digitalization Department	Juli-September 2024 July-September 2024
5	Audit atas Divisi Logistik Audit of Logistics Division	Oktober-December 2024 October-December 2024
6	Audit atas Divisi Polymer Production Audit of Polymer Production Division	Agustus-November 2024 August-November 2024
7	Audit atas Divisi Ethylene, Utility & OPE Production Audit of Ethylene, Utility & OPE Production Division	Agustus-November 2024 August-November 2024
8	Integrasi Proses Audit dengan Tim Internal Audit - PT Krakatau Chandra Energi Integration of Audit Process with Internal Audit Team - PT Krakatau Chandra Energi	Juli-December 2024 July-December 2024

RAPAT UNIT AUDIT INTERNAL

Kebijakan
Unit Audit Internal mengadakan rapat koordinasi internal minimal 1 (satu) kali dalam seminggu untuk membahas progres pekerjaan audit yang tengah berjalan. Selain itu, Unit Audit Internal juga mengadakan rapat dengan Komite Audit minimal sekali dalam 4 (empat) bulan untuk mengomunikasikan temuan hasil audit, setelah menjalankan penugasan audit sesuai rencana audit yang telah disetujui sebelumnya oleh Presiden Direktur dan Komite Audit.

Frekuensi Rapat
Sepanjang tahun 2024, Unit Audit Internal melaksanakan rapat sebanyak 6 (enam) kali. Rincian kehadirannya diuraikan dalam tabel di bawah ini:

INTERNAL AUDIT UNIT MEETINGS

Policy
The Internal Audit Unit holds at least 1 (one) internal coordination meeting per week to discuss the status of ongoing audit work. Furthermore, the Internal Audit Unit meets with the Audit Committee at least once every 4 (four) months to communicate audit findings obtained after carrying out audit assignments in accordance with the audit plan approved by the President Director and Audit Committee.

Meeting Frequency
Throughout 2024, the Internal Audit Unit held 6 (six) meetings. The following table summarizes the attendance data:

	Rapat dengan Meeting with		
	Direksi Board of Directors	Dewan Komisaris Board of Commissioners	Komite Audit Audit Committee
Jumlah Rapat Number of Meetings	2	-	4

Realisasi Pengembangan Kompetensi
Realization of Competency Development

No.	Nama Peserta Name of Participant	Jenis/Tema Pelatihan Type/Theme of Training	Waktu dan Tempat Penyelenggaraan Time and Location of Implementation	Penyelenggara Organizer
1.	Taufiq Muhammad	*Summary of 2024 Global Internal Audit Standard*	30 Januari 2024, Webinar 30 January 2024, Webinar	IIA Indonesia
		ESG & the Role of Internal Audit	14 Agustus 2024, Webinar 14 August 2024, Webinar	Wolters Kluwer
		The 2024 Global Internal Audit Standards - Managing IA Function	22 Agustus 2024, Webinar 22 August 2024, Webinar	Wolters Kluwer
2.	Setyo Nugroho	*Navigating the Global Internal Audit Standard*	12-13 September 2024, Semarang 12-13 September 2024, Semarang	IIA Indonesia
3.	Setyo Nugroho, Fauzi Nugraha, Annisa Rahma, Josica Fiona, Rivanti Cikhanas	*Scepticism, Bias & Critical Thinking*	3 Desember 2024, Webinar 3 December 2024, Webinar	Wolters Kluwer



AKUNTAN PUBLIK
PUBLIC ACCOUNTANT

KEBIJAKAN

Dalam menentukan auditor eksternal, Dewan Komisaris dengan mempertimbangkan masukan dari Komite Audit, mengajukan kandidat untuk dibahas diputuskan oleh Rapat Umum Pemegang Saham. Mengingat prosesnya yang berjenjang, Perseroan menjamin bahwa akuntan publik yang ditunjuk dapat memberikan keyakinan atas keakuratan dan kelengkapan Laporan Keuangan Perseroan sesuai Standar Akuntansi Keuangan (PSAK). Akuntan Publik harus merupakan pihak eksternal yang independen dan telah memenuhi persyaratan untuk melaksanakan audit.

POLICY

When selecting an external auditor, the Board of Commissioners considers input from the Audit Committee and proposes candidates for discussion and decision by the General Meeting of Shareholders. Given the tiered process, the Company guarantees that the appointed public accountant can provide assurance about the accuracy and completeness of the Company's Financial Statements in accordance with Financial Accounting Standards (PSAK). Public accountants must be independent third parties who have met the requirements for conducting audits.

Akuntan Publik 5 Tahun Terakhir
Public Accountant in the Last 5 Years

Tahun Year	Kantor Akuntan Publik Public Accounting Firm	Nama Akuntan Name of Accountant	No. Lisensi License Number	Periode Penugasan Assignment Period	Jasa Lainnya Other Services
2024	Kantor Akuntan Publik Liana Ramon Xenia & Rekan Liana Ramon Xenia & Partners Public Accounting Firm	Anna Karina Wijaya	No. AP1766	4 tahun 4 years	Tidak ada None
2023	Kantor Akuntan Publik Imelda & Rekan Imelda & Rekan Public Accounting Firm	Anna Karina Wijaya	No. AP1766	3 tahun 3 years	Tidak ada None
2022	Kantor Akuntan Publik Imelda & Rekan Imelda & Rekan Public Accounting Firm	Anna Karina Wijaya	No. AP1766	3 tahun 3 years	Tidak ada None
2021	Kantor Akuntan Publik Imelda & Rekan Imelda & Rekan Public Accounting Firm	Alvin Ismanto	No. AP0556	5 tahun 5 years	Tidak ada None
2020	Kantor Akuntan Publik Imelda & Rekan Imelda & Rekan Public Accounting Firm	Alvin Ismanto	No. AP0556	5 tahun 5 years	Tidak ada None

Total biaya audit yang dikeluarkan oleh Perseroan untuk jasa audit yang dilakukan oleh Kantor Akuntan Publik (KAP) Liana Ramon Xenia & Rekan sebesar Rp6.351.000.000. Selain itu, Perseroan juga menggunakan jasa dari afiliasi KAP tersebut untuk jasa asurans (*assurance service*) atas aksi korporasi Perseroan dengan biaya sebesar Rp2.966.000.000.

The total audit fees incurred by the Company with the Public Accounting Firm (KAP) Liana Ramon Xenia & Partners for audit services rendered was Rp6,351,000,000. In addition, the Company also uses the affiliate of KAP for assurance service on the Company's corporate action with the fee amounting to Rp2,966,000,000.

SISTEM PENGENDALIAN INTERNAL

INTERNAL CONTROL SYSTEM



Sistem Pengendalian Internal (SPI) di lingkungan Chandra Asri Group bertujuan mengamankan investasi dan aset Perseroan serta menjaga pencapaian kinerja yang baik secara efektif. Pengendalian internal juga dibangun untuk meningkatkan fungsi pengendalian yang terintegrasi (*integrated control system*) di antara seluruh elemen dan entitas Perseroan. Upaya tersebut diperlukan guna memastikan bahwa kegiatan operasional sudah dijalankan dengan baik. Selain itu, SPI dapat meningkatkan nilai tambah melalui efektivitas pelaksanaan manajemen risiko dan prinsip-prinsip GCG.

The Chandra Asri Group's Internal Control System (SPI) implementation aims to effectively secure the Company's investments and assets while also maintaining good performance. Internal controls were also established to improve the Company's integrated control system across all of its elements and entities. These efforts are required to ensure that operational activities are run properly. In addition, the Internal Control System can add value by effectively implementing risk management and GCG principles.

IMPLEMENTASI PENGENDALIAN INTERNAL

Penerapan sistem pengendalian internal merujuk pada standar yang diberlakukan secara internasional, yaitu yang berbasis *Committee of Sponsoring Organizations of the Treadway Commission* (COSO). Sistem pengendalian tersebut dalam bentuk pengendalian lingkungan, risiko, keuangan, operasional, serta kepatuhan terhadap peraturan perundang-undangan yang berlaku.

Uraian keterkaitan dengan COSO mencakup:

IMPLEMENTATION OF INTERNAL CONTROL

The implementation of the internal control system is based on internationally accepted standards, specifically those established by the Committee of Sponsoring Organizations of the Treadway Commission (COSO). The control system consists of environmental, risk, financial, and operational control, as well as compliance with applicable regulations.

The description of the relationship with COSO includes the following:

Rincian Pengendalian Internal
Details of Internal Control

Tema Theme	Uraian Description
Lingkungan Pengendalian Control Environment	Pengendalian internal didasari nilai-nilai dalam Kode Etik yang dijalankan oleh seluruh karyawan, termasuk pejabat dan pengurus Perseroan, tanpa terkecuali, yang didukung dengan penjabaran fungsi dan tugas yang jelas bagi masing-masing karyawan Perseroan. Implementasi Kode Etik sebagai budaya perusahaan ini ditujukan untuk membangun pola kepemimpinan dan memperkuat sinergi organisasi, serta meningkatkan *sustainability competitive growth* berdasarkan nilai-nilai yang telah dirumuskan. Internal control is based on the values outlined in the Code of Conduct and is consistently implemented by all employees, including the Company's officials and executives, without exception, and is supported by a clear description of each employee's functions and duties. The implementation of the Code of Conduct as a corporate culture is intended to build the leadership pattern, strengthen organizational synergy, and increase sustainability competitive growth based on the values established.
	Perseroan menetapkan, mengawasi, serta menetapkan struktur, jalur pelaporan, wewenang dan tanggung jawab yang sesuai bagi setiap organ tata kelola guna mencapai tujuan yang telah ditetapkan. The Company specifies, supervises, and establishes appropriate structures, reporting mechanisms, authority, and responsibilities for each governance organ in order to achieve the set goals.
	Perseroan memastikan terselenggaranya koordinasi dan kerja sama yang efektif dengan pihak internal maupun pihak eksternal. The Company ensures effective coordination and cooperation with both internal and external stakeholders.
Penilaian Risiko Risk Assessment	Perseroan mengidentifikasi, menganalisis, dan mengelola risiko yang muncul, baik dari internal maupun eksternal, dengan mekanisme yang telah ditentukan. Pengelolaan risiko ini juga mempertimbangkan risiko yang dihadapi Entitas Anak sebagai unit bisnis yang terintegrasi dan terkonsolidasi dengan Perseroan. The Company has a predetermined mechanism in place to identify, analyze, and manage emerging risks, both internal and external. This risk management also considers the risks faced by subsidiaries as business units which are integrated and consolidated with the Company.
	Dalam mengelola risiko, Perseroan mengacu pada kode etik perusahaan untuk menghindari setiap potensi benturan kepentingan yang dapat berdampak negatif bagi Perseroan. In managing the risk, the Company refers to the company's code of conduct to avoid any potential conflicts of interest that could be harmful to the Company.

Tema Theme	**Uraian** Description
Aktivitas Pengendalian Control Activity	Perseroan telah menetapkan sistem pengendalian internal yang sesuai dengan kegiatan usaha yang dijalankan yang dikembangkan sesuai dengan peraturan dan *best practices* yang berlaku di industri yang sejenis. The Company has established an internal control system in accordance with the implemented business activities, which are developed according to the prevailing regulations and best practices in similar industries.
	Pengendalian dilaksanakan secara bersama-sama oleh Dewan Komisaris, Direksi, Komite Audit, dan Unit Audit Internal, dengan melibatkan jajaran manajemen lainnya agar sistem pengendalian internal dapat berjalan secara komprehensif. Dewan Komisaris bertanggung jawab melaksanakan fungsi pengawasan terhadap kebijakan dan jalannya pengurusan Perseroan dengan dibantu oleh Komite Audit. Direksi bertanggung jawab untuk membangun dan melaksanakan sistem pengendalian internal. Sementara itu, Unit Audit Internal berperan untuk mengevaluasi secara independen dan objektif terhadap sistem pengendalian internal yang diterapkan oleh manajemen. The control is implemented collaboratively by the Board of Commissioners, Board of Directors, Audit Committee, and Internal Audit Unit, with involvement from other management levels to ensure that the internal control system operates comprehensively. The Board of Commissioners oversees the implementation of the Company's policies and management, with support from the Audit Committee. The Board of Directors is responsible for developing and implementing the internal control system. Meanwhile, the Internal Audit Unit is responsible for conducting an independent and objective evaluation of management's internal control system.
	Salah satu aspek pengendalian internal tersebut termasuk pengendalian atas sistem informasi dan teknologi yang memadai untuk mencapai tujuan jangka pendek maupun jangka panjang Perseroan. One of internal control aspects includes control over adequate information and technology system to achieve the Company's short and long-term goals.
	Pengendalian internal ini sejalan dan berkontribusi dalam mitigasi risiko yang dijalankan Perseroan. This internal control is in line and contributes to risk mitigation that is implemented by the Company.
Informasi dan Komunikasi Information and Communication	Perseroan memiliki kebijakan terkait TI yang memberikan kerangka acuan bagi setiap proses maupun unit yang terkait dengan penyelenggaraan TI. The Company has an IT-related policy that provides a framework for every process or unit related to IT implementation.
	Setiap kebijakan terkait TI diterapkan secara tepat dan konsisten sehingga Perseroan memperoleh informasi yang relevan dan berkualitas untuk mendukung berjalannya komponen lain dalam pengendalian internal dan mendukung pengambilan keputusan yang tepat. Every IT-related policy is implemented appropriately and consistently to enable the Company to acquire relevant and high-quality information to support the implementation of other components of internal control and to support appropriate decision-making.
	Pengendalian internal juga telah memfasilitasi penyajian laporan mengenai kegiatan operasional dan keuangan sesuai dengan peraturan dan ketentuan yang berlaku. Laporan Keuangan, Laporan Tahunan, serta laporan dan informasi lain yang disajikan Perseroan kepada pemegang saham, regulator, dan pemangku kepentingan lainnya dapat dipertanggungjawabkan kebenarannya dan dapat diandalkan. The internal controls have also facilitated the presentation of the operational and financial activity reports in accordance with the prevailing rules and regulations. The financial statements and annual reports, as well as other reports and information presented by the Company to the shareholders, regulators, and other stakeholders are accountable and reliable.

Tema Theme	Uraian Description
Pemantauan Monitoring	Implementasi pengendalian internal dievaluasi secara rutin dan menyeluruh untuk memastikan komponen-komponen pengendalian internal Perseroan telah memadai dan telah berfungsi dengan baik. The implementation of internal control is evaluated regularly and thoroughly to ensure the internal control components have been adequate and have functioned properly.
	Unit Audit Internal dapat memberikan rekomendasi kepada manajemen untuk meningkatkan kehandalannya dan/atau efektivitas pelaksanaannya. Evaluasi juga dapat dilakukan oleh Komite Audit dengan mempertimbangkan laporan kegiatan Unit Audit Internal dan pemantauan atas proses audit laporan keuangan oleh auditor eksternal. The Internal Audit Unit is eligible to provide recommendations to the management to improve the reliability and/or effectiveness of the implementation. The evaluation can also be carried out by the Audit Committee, taking into account the Internal Audit Unit activity report and monitoring the financial statements audit conducted by external auditors.
	Untuk menjamin independensi dan keakuratannya, kajian atas implementasi pengendalian internal Perseroan dapat dilakukan oleh eksternal audit. Hasil evaluasi eksternal audit disampaikan melalui *Management Letter* kepada Direksi. To ensure independence and accuracy, a review of the Company's internal control implementation can be carried out by an external audit. The result of external audit evaluation is presented through Management Letter submitted to the Board of Directors.
	Seluruh hasil evaluasi dikomunikasikan dengan Dewan Komisaris dan Direksi, serta pihak-pihak lain yang terkait agar dapat diambil tindakan korektif. All of the evaluation results shall be communicated with the Board of Commissioners and Board of Directors, as well as other relevant parties, so that corrective action can be taken.

PENGENDALIAN DI BIDANG OPERASIONAL

Perseroan telah menetapkan mekanisme pengendalian di bidang operasional, yang antara lain mencakup:

1. Ketersediaan pedoman terkait dengan proses bisnis, baik dari sisi pembagian tugas, otorisasi, persetujuan, hingga evaluasi;
2. Pemutakhiran secara berkala berkenaan dengan kebijakan, prosedur serta pedoman lainnya agar selaras dengan perkembangan regulasi dan praktik terbaik di industri serta mendokumentasikannya;
3. Manajemen melakukan *review* terhadap tata kelola risiko maupun laporan kinerja operasional guna mendeteksi potensi terjadinya penyimpangan maupun kelemahan dalam kinerja operasional; dan
4. Perseroan juga menerapkan tata kelola di bidang teknologi informasi untuk mendukung keandalan operasional dan produksi.

OPERATIONAL CONTROL

The Company has established control mechanisms in its operational activities, which include:

1. The availability of business process guidelines that encompass the division of tasks, authorization, approval, and evaluation;
2. Regular updates to policies, procedures, and other guidelines to ensure alignment with regulatory developments and industry best practices, while ensuring proper documentation;
3. Periodic management reviews of risk governance and operational performance reports to identify potential deviations or weaknesses; and
4. The implementation of information technology governance to support operational and production reliability.

PENGENDALIAN DI BIDANG KEUANGAN

Terkait dengan pengendalian internal di bidang keuangan, inisiatif yang dijalankan Perseroan, antara lain mencakup:

1. Memisahkan fungsi organ dalam organisasi Perseroan agar tercipta *check and balance* dalam penerapan tata kelola perusahaan yang baik;
2. Pemutakhiran secara berkala berkenaan dengan kebijakan, prosedur serta pedoman lainnya agar selaras dengan perkembangan regulasi dan praktik terbaik di industri serta mendokumentasikannya; dan

FINANCIAL CONTROL

With regard to internal control in the financial sector, the Company implemented several initiatives, including:

1. Separation of functions within the Company's organizational structure to ensure checks and balances in the application of good corporate governance;
2. Regular updates to policies, procedures, and other guidelines to stay aligned with regulatory changes and industry best practices, along with proper documentation; and

3. Perseroan memanfaatkan sistem teknologi informasi, termasuk di bidang keuangan, dalam rangka menghindari potensi kekeliruan dalam pelaksanaan tugas di bidang keuangan.

PENGENDALIAN DI BIDANG KEPATUHAN TERHADAP PERATURAN PERUNDANG-UNDANGAN

Perseroan senantiasa memutakhirkan kepatuhan terhadap regulasi dan peraturan perundang-undangan yang relevan dengan bisnis Perseroan. Dalam pelaksanaannya, selain pemutakhiran dan evaluasi secara berkala, Perseroan juga melakukan sosialisasi kepada seluruh organisasi di lingkungan Chandra Asri Group.

Upaya untuk meningkatkan kepatuhan Perseroan terhadap regulasi dan perundang-undangan juga dilakukan oleh pihak eksternal, seperti Kantor Akuntan Publik (KAP). Di lingkungan internal, pelaksanaan kepatuhan juga langsung dikontrol oleh Dewan Komisaris dan Direksi. Selain itu, Komite Audit juga melakukan penelaahan terhadap kepatuhan Perseroan terhadap hukum dan regulasi, termasuk manajemen risiko.

TINJAUAN ATAS EFEKTIVITAS SISTEM PENGENDALIAN INTERNAL

Perseroan mengevaluasi sistem pengendalian internal secara berkala setiap tahun. Hal itu dilakukan oleh Unit Audit Internal dan Kantor Akuntan Publik (KAP). Hasil evaluasinya selalu dikomunikasikan ke pihak manajemen.

Unit Audit Internal bertugas mengomunikasikan hasil audit atas pengendalian internal, baik pada suatu unit-unit atau aktivitas tertentu, dalam laporan hasil audit yang disampaikan kepada Presiden Direktur, Direktur terkait, dan Komite Audit. Sedangkan KAP mengomunikasikan hasil evaluasi pengendalian internal Perseroan melalui penyampaian *management letter* kepada Direksi.

Pemantauan pengendalian internal dilakukan sepanjang waktu melalui tindak lanjut atas hasil audit internal dan eksternal. Komite Audit secara khusus memonitor tindak lanjut atas hasil audit yang berdampak strategis terhadap efektivitas sistem pengendalian internal Perseroan.

Berdasarkan hasil audit internal yang sudah dilakukan selama tahun 2024, Unit Audit Internal menilai bahwa sistem pengendalian internal yang ada sudah memadai dan cukup efektif. Namun demikian masih diperlukan sejumlah perbaikan untuk meningkatkan efektivitas dari sistem pengendalian internal tersebut, yaitu dengan menindaklanjuti masukan baik dari hasil audit internal maupun eksternal yang telah disampaikan sebelumnya.

3. The use of information technology systems in financial operations to minimize the risk of errors and enhance task execution in the financial sector.

COMPLIANCE CONTROL OVER LAWS AND REGULATIONS

The Company continuously ensures compliance with laws and regulations relevant to its business operations. This is achieved through periodic updates and evaluations, as well as through dissemination efforts across all organizations within the Chandra Asri Group.

Compliance improvement efforts with laws and regulations are also carried out by external parties, such as Public Accounting Firms (KAP). Internally, the implementation of compliance is directly overseen by the Board of Commissioners and the Board of Directors. In addition, the Audit Committee reviews the Company's adherence to applicable laws and regulations, including those related to risk management.

EVALUATION ON THE EFFECTIVENESS OF THE INTERNAL CONTROL SYSTEM

The Company conducts annual evaluations of its internal control system. This procedure was carried out by the Internal Audit Unit and the Public Accounting Firm (KAP). The evaluation results are always communicated to management.

The Internal Audit Unit is responsible for communicating the audit results on internal controls, both in specific units and activities, in the audit report submitted to the President Director, related Directors, and the Audit Committee. Meanwhile, the KAP communicates the results of the internal control evaluation to the Board of Directors by submitting a management letter.

The monitoring of internal control is continuously carried out through follow-up on the results of internal and external audits. The Audit Committee specifically monitors follow-up on audit results with strategic impacts on the effectiveness of the Company's internal control system.

Based on the results of internal audits conducted in 2024, the Internal Audit Unit believes that the current internal control system is adequate and quite effective. However, a number of improvements are still required to improve the effectiveness of the internal control system, specifically by following up on previously submitted inputs from both internal and external audit results.

PERNYATAAN DIREKSI DAN/ATAU DEWAN KOMISARIS ATAS KECUKUPAN SISTEM PENGENDALIAN INTERNAL

Setelah melakukan penelaahan, Direksi meyakini bahwa sistem pengendalian internal yang ada saat ini sudah memadai dan cukup efektif. Direksi juga percaya bahwa proses perbaikan yang berkesinambungan atas sistem pengendalian internal tetap diperlukan untuk mengantisipasi perubahan kondisi usaha Perseroan di masa yang akan datang.

STATEMENT OF THE BOARD OF DIRECTORS AND/OR BOARD OF COMMISSIONERS ON THE ADEQUACY OF THE INTERNAL CONTROL SYSTEM

After conducting a review, The Board of Directors believes that the existing internal control system is adequate and quite effective. The Board of Directors also believes that a continuous improvement process for the internal control system is still needed to anticipate changes in the Company's business conditions in the future.

SISTEM MANAJEMEN RISIKO
RISK MANAGEMENT SYSTEM



GAMBARAN UMUM TENTANG SISTEM MANAJEMEN RISIKO

Chandra Asri Group menyadari pentingnya pengelolaan risiko di lingkungan Perseroan. Beragam potensi risiko yang muncul, jika tidak dikelola dengan tepat, dapat mengganggu kelancaran kinerja usaha Perseroan, baik dari sisi operasional, produksi, maupun keuangan. Karena itu, Perseroan sejak dini telah mengembangkan Sistem Manajemen Risiko yang terintegrasi di tingkat korporasi dengan melibatkan masing-masing satuan kerja.

Karena itu, pengembangan sistem manajemen risiko sangat penting bagi kelangsungan usaha Perseroan. Pemutakhirannya tidak dapat dipisahkan dari strategi jangka panjang Perseroan. Hal ini bertujuan untuk mengidentifikasi semua risiko dan mengelola risiko sesuai dengan kebijakan dan *risk appetite* Perseroan.

OVERVIEW OF THE RISK MANAGEMENT SYSTEM

Chandra Asri Group realizes the importance of risk management within the Company. Various potential risks that arise, if not managed properly, can disrupt the smooth performance of the Company's business, including operations, production, and finance. As a result, the Company has developed an integrated Risk Management System at the corporate level from the beginning that involves each work unit.

Therefore, the development of a risk management system is critical to the Company's business continuity. Its improvement cannot be separated from the Company's long-term strategy. The objective is to identify all risks and manage them in accordance with the Company's policies and risk appetite.

Dalam menjalankan kegiatan operasional, berbagai risiko dimitigasi secara seksama untuk menghindari potensi kerugian. Perseroan juga melibatkan karyawan dalam penerapan manajemen risiko dan menyediakan kesempatan bagi karyawan untuk memberi masukan penting terkait pengambilan keputusan. Hal ini membuat manajemen beserta seluruh karyawan terlibat dalam mengimplementasikan manajemen risiko.

In carrying out operations, various risks are carefully mitigated to avoid potential losses. The Company also involves employees in the implementation of risk management and provides opportunities for employees to provide important inputs relating to decision-making. This makes management and all employees involved in the implementation of risk management.

JENIS RISIKO DAN UPAYA MITIGASI

Chandra Asri Group memetakan risiko dengan melihat faktor-faktor internal dan eksternal yang mempertimbangkan dampak dan kemungkinan terjadinya risiko dengan kerangka kinerja yang melihat risiko tersebut dan mempertimbangkan dampak holistik pada ketahanan bisnis, menuju perencanaan skenario dan pengambilan keputusan yang mendukung.

Pada tahun 2024, Perseroan telah mengidentifikasi sejumlah risiko yang berpotensi mempengaruhi kinerja usaha dan bahkan kelangsungan bisnis Perseroan. Risiko tersebut mencakup risiko usaha, operasional, dan keuangan. Garis besar faktor-faktor risiko dan mitigasi utama disampaikan dalam tabel berikut ini.

TYPES OF RISK AND MITIGATION EFFORTS

Chandra Asri Group maps risk by analyzing internal and external factors that consider the impact and possibility of risk occurrence, with a performance framework that examines these risks and considers their overall impact on business resilience towards scenario planning and decision-making that supports it.

In 2024, the Company identified a number of risks that could have an impact on business performance and even business continuity. These risks encompass business, operational, and financial concerns. The following table summarizes the main risks and mitigation factors.

Profil Risiko dan Mitigasi
Risk Profile and Mitigation

No.	Jenis Risiko Type of Risk	Upaya Mitigasi Mitigation Efforts
1	**Siklus Industri Petrokimia yang Dinamis** Siklus industri petrokimia dan volatilitas harga produk dapat mempengaruhi profitabilitas Perseroan secara material dan bersifat negatif. Tingkat dan marjin utilisasi kapasitas dalam industri petrokimia secara historis telah mengalami fluktuasi musiman yang tinggi. Harga produk-produk petrokimia sensitif terhadap perubahan pada penawaran dan permintaan, baik secara nasional, regional, maupun internasional. Permintaan terhadap produk-produk petrokimia secara umum berkorelasi positif dengan tingkat aktivitas ekonomi dan pertumbuhan PDB serta sangat bergantung pada permintaan dan kinerja negara-negara di kawasan Asia Pasifik, khususnya di Tiongkok, di mana kondisi ekonomi negara-negara tersebut cenderung melemah sehingga cenderung mengurangi permintaan. Di sisi lain, pasokan dipengaruhi oleh penambahan kapasitas yang signifikan. Jika penambahan tersebut tidak sesuai dengan pertumbuhan permintaan yang sesuai, maka tingkat dan marjin operasi industri rata-rata akan mengalami tekanan. Pasokan merupakan komponen yang sangat penting bagi harga produk petrokimia Perseroan, yang pada akhirnya akan mempengaruhi marjin kotor Perseroan. Secara historis, siklus industri petrokimia telah beberapa kali mengalami periode defisit pasokan sehingga menyebabkan tingkat dan marjin operasi yang tinggi. Hal ini kemudian diikuti oleh periode surplus pasokan, terutama karena penambahan kapasitas yang signifikan, yang menyebabkan berkurangnya tingkat dan marjin operasi. Waktu, tingkatan, atau durasi siklus turun (*downcycle*) industri petrokimia yang tidak sepenuhnya dapat diprediksi secara akurat oleh Perseroan atau industri secara keseluruhan dapat memberikan dampak material dan merugikan terhadap profitabilitas Perseroan. Hal ini juga diperparah dengan masa siklus turun yang lebih panjang dalam beberapa tahun terakhir ini.	1. Mengintegrasikan turunan produk dan mendiversifikasikan portofolio produk yang ditawarkan, termasuk produk dengan nilai tambah tinggi; 2. Melakukan diversifikasi portofolio investasi yang dapat menstabilkan kinerja Perusahaan; 3. Sinergi antar perusahaan untuk meningkatkan daya saing dan kerja sama berkesinambungan; 4. Mempertahankan tingkat produksi yang optimal sebagai respon terhadap keadaan pasar dan kondisi perekonomian melalui penerapan metode produksi yang aman dan efisien; 5. Secara berkesinambungan menerapkan program efisiensi untuk meningkatkan produksi, pengurangan pemakaian energi, serta biaya operasi per unit; 6. Meningkatkan pangsa pasar domestik dan ekspor melalui pengembangan pelanggan baru; 7. Meningkatkan penjualan domestik dan ekspor dengan sistem kontrak; 8. Menurunkan biaya bahan baku utama dengan mencari sumber alternatif bahan baku; 9. Memperbanyak sumber pemasok bahan baku dan mencari peluang untuk mengintegrasikan dengan kilang minyak.

No.	Jenis Risiko Type of Risk	Upaya Mitigasi Mitigation Efforts
	Dynamic Petrochemical Industry Cycle The petrochemical industry cycle and product price volatility can materially and negatively affect the Company's profitability. Capacity utilization rates and margins in the petrochemical industry have historically experienced high seasonal fluctuation. Prices of petrochemical products are sensitive to changes in supply and demand on national, regional, and international level. The demand for petrochemical products is generally positively correlated with the level of economic activity and GDP growth and is highly dependent on the demand and performance of countries in the Asia Pacific region, especially in China, where the economic conditions of these countries tend to weaken so that it tends to reduce demand. On the other hand, supply is affected by significant capacity additions. If these additions are not matched by appropriate demand growth, the average industrial operating level and margin will be pressured. Supply is a very important component for the price of the Company's petrochemical products, which in turn will affect the Company's gross margin. Historically, the petrochemical industry cycle has experienced several periods of supply deficits resulting in high operating rates and margins. This was followed by a period of supply surplus, mainly due to significant capacity additions, which resulted in reduced operating levels and margins. The timing, level, or duration of the petrochemical industry downcycle which cannot be not fully and accurately predicted by the Company or the overall industry could have a material and adverse impact on the Company's profitability. This is also compounded by the longer down cycle period in recent years.	1. Integrating product derivatives and diversifying the products offered, including products with high added value; 2. Diversifying the investment portfolio which can stabilize the Company's performance; 3. Synergy between companies to increase competitiveness and sustainable cooperation; 4. Maintaining optimal production levels in response to market and economic conditions through the implementation of safe and efficient production methods; 5. Continuously implementing efficiency programs to increase production, reduce energy use, and reduce operating costs per unit; 6. Increasing domestic and export market share through new customers development; 7. Increasing domestic and export sales with contract system; 8. Reducing the cost of main raw materials by seeking alternative sources, if possible, and seeking to increase number of raw material suppliers. 9. Increasing sources of raw material suppliers and seeking opportunities to integrate with oil refineries.
2	**Kompetisi yang Semakin Meningkat** Perseroan menjual produk di pasar yang sangat kompetitif. Karena sifat komoditas produk-produk utama Perseroan, persaingan di pasar-pasar ini sebagian besar didasari oleh harga, keamanan dan keandalan pasokan, kedekatan, dan layanan pelanggan. Kehilangan daya kompetitif dan pangsa pasar di Indonesia atau peningkatan kompetisi global akan berdampak pada pertumbuhan, profitabilitas, dan hasil usaha di masa yang akan datang. Kompetisi global ini juga menyebabkan banjir barang impor. Selain diakibatkan adanya kelebihan produksi, konsumen pasar lokal di negara lain juga mengalami penurunan. Pasar Indonesia untuk Ethylene, Propylene, Polyethylene, Polypropylene, Styrene Monomer dan Butadiene sangat kompetitif. Tidak terdapat jaminan bahwa pesaing tambahan atau pesaing yang ada saat ini tidak akan memulai atau memperluas produksi produk-produk yang dihasilkan oleh Perseroan atau menggantikan produk-produk tersebut atau mengintensifkan persaingan harga, khususnya oleh para produsen yang memiliki akses ke bahan baku yang lebih murah, atau mengenalkan teknologi yang lebih maju atau pabrik produksi yang lebih terpadu, sehingga dapat meningkatkan persaingan dan dapat memberikan dampak negatif dan material terhadap hasil operasional Perseroan. Perseroan yakin bahwa Naphtha Cracker Perseroan tergolong kompetitif dibandingkan dengan Naphtha Cracker lainnya. Namun demikian, *ethane cracker* di Timur Tengah dan *shale gas* Amerika Serikat biasanya menghasilkan Ethylene dengan biaya terendah, terutama karena ketersediaan bahan baku dengan biaya rendah. Kenaikan pasokan produk berbiaya rendah ke pasar Indonesia dari pesaing Perseroan di Timur Tengah atau Amerika Serikat dapat menyebabkan tekanan pada harga produk di pasar global untuk produk-produk Perseroan secara umum dan penurunan marjin bagi Perseroan.	1. Mempertahankan hubungan yang kuat antara Perseroan dengan basis pelanggan yang luas dan setia; 2. Meningkatkan kualitas pelayanan *technical service assistance* kepada pelanggan guna memelihara tingkat kepuasan pelanggan yang baik; 3. Memanfaatkan keunggulan Perseroan dalam menjual, serta mengirimkan produk Olefins Perseroan kepada sebagian pelanggan melalui jalur pipa yang tersambung langsung dengan pelanggan utama Olefins; 4. Fokus terhadap peningkatan efisiensi operasional dan pengendalian biaya konversi; 5. Mengoptimalkan implementasi *Enterprise Resources Planning* (ERP); 6. Melalui asosiasi melakukan advokasi untuk melindungi Tingkat Komponen Dalam Negeri (TKDN).

No.	Jenis Risiko Type of Risk	Upaya Mitigasi Mitigation Efforts
	Increased Competition The Company sells products in a very competitive market. Due to the commodity nature of the Company's main products, competition in these markets is largely based on price, security and reliability of supply, proximity, and customer service. A loss of competitive strength and market share in Indonesia, coupled with increasing global competition, could impact the Company's future growth, profitability, and operational results. Global competition has also led to an influx of imported goods, driven not only by overproduction but also by declining consumer demand in other countries. The Indonesian market for Ethylene, Propylene, Polyethylene, Polypropylene, Styrene Monomer and Butadiene is very competitive. There is no guarantee that additional competitors or existing competitors will not start or expand production of products produced by the Company or replace these products or intensify price competition, especially by producers who have access to cheaper raw materials, or introduce more advanced technology or more integrated production plants, which could increase competition and could have a material and negative impact on the Company's operating results. The Company believes that the Company's Naphtha Cracker is classified as competitive compared to other Naphtha Crackers. However, ethane crackers in the Middle East and shale gas in the United States typically produce Ethylene at the lowest cost, mainly due to the availability of the low cost feedstock. An increase in the supply of low-cost products to the Indonesian market from the Company's competitors in the Middle East or the United States could lead to pressure on product prices in the global market for Company's products in general and decrease margins for the Company.	1. Maintaining a strong relationship between the Company and a broad and loyal customer base; 2. Improving the quality of technical service assistance to customers in order to maintain a good level of customer satisfaction; 3. Utilizing the Company's advantages in selling and delivering the Company's Olefins products to several customers through pipelines that are directly connected to the main Olefins customers; 4. Focusing on increasing operational efficiency and controlling conversion costs; 5. Optimizing the implementation of Enterprise Resources Planning (ERP). 6. Through associations, advocacy is carried out to protect the Domestic Component Level (TKDN).
3.	**Fluktuasi Biaya Bahan Baku** Fluktuasi ini mengakibatkan peningkatan biaya operasional dan berakibat sebagian terhadap kinerja operasional, arus kas, dan marjin. Bahan baku yang digunakan untuk memproduksi produk-produk Perseroan merupakan komoditas yang bergantung pada dorongan pasar internasional. Hasil operasional dan marjin Perseroan di masa lampau telah dipengaruhi oleh fluktuasi biaya bahan baku. Fluktuasi biaya bahan baku ini diperkirakan masih akan terus mempengaruhi operasi dan marjin Perseroan. Biaya Naphtha, yang merupakan bahan baku utama yang digunakan untuk menghasilkan produk-produk Perseroan dan sebagian besar dibeli dari pihak ketiga, sebagian besar mewakili biaya pendapatan Perseroan. Selain itu, Perseroan juga mengeluarkan biaya bahan baku lainnya, yaitu untuk Propylene yang digunakan dalam memproduksi Polypropylene dan Benzene yang digunakan dalam memproduksi Styrene Monomer. Harga Naphtha umumnya mengikuti tren harga minyak mentah dan bervariasi, tergantung pada kondisi pasar minyak mentah yang belakangan ini sangat bergejolak. Kenaikan harga Naphtha tidak selalu sejalan dengan perubahan harga untuk produk-produk Perseroan. Akibatnya, kenaikan harga Naphtha dapat memberi dampak material dan merugikan terhadap marjin dan arus kas Perseroan, sejauh Perseroan tidak dapat meneruskan kenaikan tersebut ke harga jual produk. Fluktuasi biaya Naphtha yang signifikan juga dapat menekan marjin Perseroan karena kenaikan harga penjualan tidak sebesar kenaikan harga Naphtha.	1. Menjaga fleksibilitas dengan pengadaan LPG dan kondensat, ketika secara ekonomis dapat menjadi bahan baku alternatif untuk mengurangi biaya bahan baku; 2. Melanjutkan mencari pasokan bahan baku (hulu) yang terintegrasi; 3. Bekerja sama dengan penyedia bahan baku dengan harga dan skema kompetitif; 4. Memanfaatkan sinergi dengan mitra strategis, SCG Chemicals & Thaioil, untuk pengadaan bahan baku.

No.	Jenis Risiko Type of Risk	Upaya Mitigasi Mitigation Efforts
	Raw Material Cost Fluctuations These fluctuations resulted in increased operating costs and had a partial impact on operating performance, cash flow, and margins. The raw materials used to produce the Company's products are commodities that depend on international market forces. The Company's operating results and margins have in the past been affected by fluctuations in raw material costs. It is estimated that fluctuations in raw material costs will continue to affect the Company's operations and margins. The cost of Naphtha, which is the main raw material used to produce the Company's products, is mostly purchased from third parties and most of which represent the Company's cost of revenue. In addition, the Company also incurs other raw material costs, namely for Propylene which is used in producing Polypropylene and Benzene which is used in producing Styrene Monomer. Naphtha price in general follows the trend of crude oil prices and vary, depending on the crude oil market conditions which have been very volatile lately. Increases in Naphtha price are not always in line with price changes for the Company's products. As a result, an increase in Naphtha prices could have a material and adverse effect on the Company's margins and cash flow, to the extent that the Company is unable to carry the increase into product selling prices. Significant fluctuations in Naphtha costs can also reduce the Company's margins because the increase in selling price is not as big as the increase in Naphtha price.	1. Maintaining flexibility through the procurement of LPG and condensate, when economically it can be an alternative raw material to reduce raw material costs; 2. Continuing to seek integrated (upstream) raw material supply; 3. Cooperate with raw material providers with competitive prices and schemes; 4. Utilizing synergies with strategic partners, SCG Chemicals & Thaioil, for the procurement of raw materials.
4.	**Nilai Tukar Mata Uang Asing dan Tingkat Suku Bunga** Pendapatan, biaya, dan utang Perseroan sebagian besar didenominasi dalam dolar Amerika Serikat karena Perseroan memiliki sistem pelaporan dalam mata uang asing, yakni dalam dolar Amerika Serikat. Namun demikian, Perseroan beroperasi di Indonesia sehingga fluktuasi dari rupiah terhadap dolar Amerika Serikat akan mempengaruhi kinerja keuangan Perseroan, terutama terhadap pajak, beban gaji, dan pembelian produk dan servis lokal. Untuk itu, Perseroan senantiasa menjaga nilai saldo Rupiah dengan tujuan untuk memberikan perlindungan nilai ekonomi terhadap pengeluaran yang didenominasi dalam Rupiah. **Foreign Currency Exchange Rates and Interest Rates** Most of the Company's revenues, expenses, and debts are denominated in United States dollars because the Company has a reporting system in foreign currency, namely in United States dollars. However, the Company operates in Indonesia so that fluctuations from the rupiah against the United States dollar will affect the Company's financial performance, especially on taxes, salary expenses, and purchases of local products and services. For this reason, the Company always maintains the value of the Rupiah balance with the aim of providing economic value protection for expenditures denominated in Rupiah.	1. *Interest rate swap* untuk memitigasi risiko meningkatnya suku bunga; 2. *Forward foreign exchange* untuk memitigasi eksposur terhadap fluktuasi nilai tukar mata uang asing; dan 3. *Cross currency interest rate swaps* untuk memitigasi risiko dari tingkat suku bunga dan nilai Obligasi Rupiah Perusahaan terhadap dolar AS yang merupakan mata uang fungsional Perseroan. 1. Interest rate swaps to mitigate the risk of rising interest rates; 2. Forward foreign exchange to mitigate exposure to fluctuations in foreign exchange rates; and 3. Cross currency interest rate swaps to mitigate risks from interest rates and the value of the Company's Rupiah Bonds against the US dollar which is the Company's functional currency.

No.	Jenis Risiko Type of Risk	Upaya Mitigasi Mitigation Efforts
5	**Faktor Eksternal pada Kegiatan Operasional** Kegiatan operasional Perseroan tergantung pada produksi dan faktor-faktor lain di luar kendali Perseroan, seperti pasokan listrik, pemadaman yang tidak terjadwal, pasokan bahan baku, gangguan akibat kecelakaan, atau bencana alam. Seluruh fasilitas produksi pabrik petrokimia Perseroan di Cilegon dan Serang di Provinsi Banten membutuhkan 70MW tenaga listrik selama operasi normal. Pabrik-pabrik tersebut membutuhkan pasokan listrik yang terus menerus untuk mempertahankan operasi yang stabil, sehingga pemadaman listrik yang signifikan dapat memberikan dampak material dan merugikan terhadap kegiatan usaha, hasil operasional, dan kondisi keuangan Perseroan. Untuk Naphtha Cracker dan Polyethylene, Perseroan mendapatkan sekitar separuh kebutuhan dayanya dari PT Perusahaan Listrik Negara Persero (PLN) sedangkan selebihnya diperoleh dari Gas Turbine Generator (GTG) berkapasitas 33MW dan Steam Turbine Generator (STG) berkapasitas 20MW yang dimiliki Perseroan dimana salah satunya digunakan sebagai sumber listrik cadangan jika terjadi kehilangan daya dari grid. Bahan bakar yang digunakan untuk pembangkitan listrik dari GTG didapatkan dari kelebihan methane yang merupakan produk samping dari Naphtha Cracker. Perseroan melakukan kesepakatan dengan PT Perusahaan Gas Negara (Persero) Tbk dan PT Banten Inti Gasindo dalam penyediaan bahan bakar gas untuk menghasilkan uap/*steam* dan menggunakan sebagian uap yang dihasilkan oleh Naphtha Cracking Furnaces dan tiga boiler untuk mengoperasikan STG. Sedangkan, pabrik Polypropylene, New Polyethylene, Butadiene, dan Styrene Monomer Perseroan mendapatkan seluruh kebutuhan listrik dari PLN. Jika pasokan listrik, gas, atau uap tersebut tidak tersedia karena berbagai alasan, maka Perseroan harus mengandalkan *emergency generator*, yang tidak dapat memenuhi kebutuhan operasional semua pabrik secara normal. Di samping itu, terdapat risiko hambatan produksi, seperti keterbatasan kapasitas, kegagalan mekanis dan sistem, keterlambatan konstruksi/pengembangan kualitas, dan penundaan pengiriman peralatan mesin yang menyebabkan tertahannya produksi dan berkurangnya *output*. Pengiriman Naphtha tepat waktu merupakan hal paling penting untuk kelangsungan produksi yang beroperasi secara kontinyu sepanjang tahun. Keterlambatan pasokan bahan baku Naphtha akan berdampak pada potensi kerugian produksi dan biaya produksi yang lebih tinggi. Lebih lanjut, Perseroan memiliki jaringan pipa sepanjang 45 kilometer dari kompleks pabrik Perseroan ke sejumlah pelanggan di kawasan Cilegon dan Serang untuk distribusi produk Ethylene yang dihasilkan Perseroan. Jaringan pipa tersebut tidak seluruhnya berada pada lahan milik Perseroan. Oleh karena itu, terdapat risiko atas gangguan keberlangsungan jaringan pipa Ethylene yang diakibatkan aktivitas warga yang berada di sekitar lokasi pipa. Operasi produksi Perseroan juga dapat terganggu akibat dari bencana alam. Kepulauan Indonesia merupakan salah satu daerah dengan kondisi gunung berapi yang paling aktif di dunia. Komplek pabrik Perseroan yang berlokasi di Cilegon dan Serang di Provinsi Banten hanya memiliki jarak sekitar 50 kilometer dari Gunung Anak Krakatau yang dikenal dengan aktivitas vulkanik dan seismiknya sehingga berpotensi menyebabkan letusan gunung, gempa bumi, tsunami, atau gelombang pasang. Pabrik-pabrik Perseroan bergantung pada pengoperasian berkelanjutan dari fasilitas dermaga, utilitas, dan fasilitas pendukung lainnya, serta jaringan pipa dan infrastruktur yang terkait lainnya. Gangguan terhadap pengoperasian salah satu bagian fasilitas ini dapat berdampak signifikan terhadap kemampuan Perseroan untuk terus mengoperasikan fasilitas lainnya dan secara signifikan dapat mempengaruhi kemampuan Perseroan untuk menjalankan kegiatan usaha Perseroan dalam keadaan normal.	1. Untuk memastikan keandalan pasokan listrik pada pabrik Naphtha Cracker dan Polyethylene, Perseroan memasang trafo yang tersambung langsung dengan jaringan 150KV milik PLN untuk menunjang keandalan operasional pabrik Polypropylene, Butadiene, dan New Polyethylene; 2. Dalam hal terjadinya ketiadaan pasokan listrik secara mendadak dari PLN (*black out*) terutama untuk Naphtha Cracker dan Polyethylene, Perseroan mempunyai *power load shedding system* yang akan menghentikan suplai listrik secara otomatis ke pabrik Polyethylene, namun tidak mengganggu operasional Naphtha Cracker. Hal ini dikarenakan pasokan listrik untuk Naphtha Cracker didapat dari GTG dan STG. Dengan demikian, kerugian akibat ketiadaan pasokan listrik dari PLN dapat diminimalisir; 3. Guna mengurangi risiko terganggunya pengadaan bahan baku Naphtha, Perseroan menjaga ketersediaan Naphtha dalam jumlah tertentu di tangki cadangan untuk menjamin kelangsungan produksi; 4. Perseroan melakukan pemeliharaan jaringan pipa Etyhlene secara terjadwal dengan melakukan patroli yang juga melibatkan aparat setempat. Selain itu, Perseroan juga secara aktif mengadakan sosialisasi (*community awareness*) mengenai pengamanan lokasi jalur pipa kepada warga yang bermukim di dekat lokasi jalur pipa; 5. Dalam memastikan keandalan pabrik, filosofi pemeliharaan Perseroan didasarkan pada teknik pencegahan dan terjadwal. Departemen Inspeksi Perseroan menggunakan *Shell Risk Based Inspection System* (RBI) dan Perseroan menggunakan SAP untuk merencanakan pemeliharaan. Selain program pemeliharaan rutin, Perseroan menjalankan *Turn Around Maintenance* pabrik-pabriknya secara berkala guna melakukan perbaikan besar dan pemeliharaan terjadwal atas mesin utama, pembaharuan terjadwal untuk memenuhi atau melampaui persyaratan ketentuan. Hal ini dilaksanakan setiap 4-5 tahun untuk pabrik Naphtha Cracker, 2 tahun untuk Styrene Monomer, dan setiap tahun untuk pabrik Polypropylene; 6. Perseroan memiliki program perlindungan asuransi yang komprehensif, termasuk di dalamnya perlindungan terhadap bencana alam, serta mengimplementasikan *business continuity management* dan *disaster recovery system* untuk mempersiapkan kelangsungan usaha jika terjadi bencana yang tidak direncanakan.

No.	Jenis Risiko Type of Risk	Upaya Mitigasi Mitigation Efforts
5.	**External Factors in Operational Activities** The Company's operational activities depend on production and other factors beyond the Company's control, such as power supply, unscheduled outages, supply of raw materials, interruptions due to accidents or natural disasters. All of the Company's production facilities in Cilegon and Serang in Banten Province require 70MW of electricity during normal operation. These plants require a continuous supply of electricity to maintain stable operations, so a significant power outage could have a material and adverse effect on the Company's business activities, results of operations, and financial condition. For Naphtha Cracker and Polyethylene, the Company obtains about half of its power needs from PT Perusahaan Listrik Negara Persero (PLN), while the rest is obtained from a Gas Turbine Generator (GTG) with a capacity of 33MW and a Steam Turbine Generator (STG) with a capacity of 20MW owned by the Company, one of which is used as a backup power source in case of loss of power from the grid. The fuel used to generate electricity from GTG is obtained from excess methane which is a by-product of the Naphtha Cracker. The Company entered into an agreement with PT Perusahaan Gas Negara (Persero) Tbk and PT Banten Inti Gasindo in supplying gas fuel to produce steam and using part of the steam produced by the Naphtha Cracking Furnaces and three boilers to operate the STG. Meanwhile, the Company's Polypropylene, New Polyethylene, Butadiene, and Styrene Monomer plants obtain all of their electricity needs from PLN. If the supply of electricity, gas, or steam is not available for various reasons, the Company must rely on emergency generators, which cannot meet the normal operational needs of all plants. In addition, there is a risk of production constraints, such as limited capacity, mechanical and system failures, delays in quality construction/ development, and delays in the delivery of machine tools which cause production delays and reduced output. On-time Naphtha delivery is the most important thing for the continuity of production which operates continuously throughout the year. Timely delivery of Naphtha is of utmost importance for the continuity of production that operates continuously throughout the year. Delays in the supply of Naphtha raw materials will have an impact on potential production losses and higher production costs. Furthermore, the Company has a pipeline network of 45 kilometers from the Company's plant complex to a number of customers in the Cilegon and Serang areas for the distribution of Ethylene products produced by the Company. The pipeline network is not entirely located on the Company's land. Therefore, there is a risk of disruption to the sustainability of the Ethylene pipeline network due to the activities of residents around the pipe location The Company's production operations can also be disrupted due to natural disasters. The Indonesian archipelago is one with the most active volcanic areas in the world. The Company's plant complexes located in Cilegon and Serang in Banten Province are only about 50 kilometers from Mount Anak Krakatau which is known for its volcanic and seismic activity that has the potential to cause volcanic eruption, earthquake, tsunami, or tidal waves. The Company's plants depend on the ongoing operation of its jetties, utilities, and other support facilities, as well as pipelines and other related infrastructure. Disruption to the operation of one part of this facilities can have a significant impact on the Company's ability to continue operating other facilities and can significantly affect the Company's ability to carry out the Company's business activities under normal circumstances.	1. To ensure the reliability supply of electricity to the Naphtha Cracker and Polyethylene plants, the Company installed transformers that are directly connected to PLN's 150KV network to support operational reliability for the Polypropylene, Butadiene, and New Polyethylene plants; 2. In the event of a sudden absence of electricity supply from PLN (black out), especially for Naphtha Cracker and Polyethylene, the Company has a power load shedding system that will automatically stop supplying electricity to the Polyethylene plant, but not to disrupt Naphtha Cracker operations. This is due to electricity supply for Naphtha Cracker is obtained from Gas turbine generator (GTG) and Steam turbine Generator (STG). Thus, losses due to the absence of electricity supply from PLN can be minimized; 3. In order to reduce the risk of disruption in the supply of Naphtha raw materials, the Company maintains the availability of certain amount of Naphtha in reserve tanks to ensure continuity of production; 4. The Company carries out scheduled maintenance of the Ethylene pipeline network by conducting patrols which also involve local officials. In addition, the Company also actively conducts socialization (community awareness) regarding the security of the pipeline to residents who live near the pipeline location; 5. In ensuring plant reliability, the Company's maintenance philosophy is based on preventive and scheduled techniques. The Company's Inspection Department uses the Shell Risk Based Inspection System (RBI) and the Company uses SAP to plan maintenance. In addition to routine maintenance programs, the Company carries out regular Turn Around Maintenance of its plants to carry out major repairs and scheduled maintenance of main engines, scheduled renewals to meet or exceed regulatory requirements. This is done every 4-5 years for Naphtha Cracker plant, 2 years for Styrene Monomer, and every year for Polypropylene plant; 6. The Company has a comprehensive insurance protection program, including protection against natural disasters, as well as implementing a business continuity management and disaster recovery system to prepare for business continuity in the event of an unplanned disaster.

No.	Jenis Risiko Type of Risk	Upaya Mitigasi Mitigation Efforts
	Keandalan Pabrik Dalam lini bisnis kimia Perseroan, khususnya di pabrik petrokimia, proses produksi pabrik dilakukan secara terus menerus (*continue*) dan dapat mengalami kerugian besar apabila berhenti secara tiba-tiba tanpa direncanakan (*unplanned shutdown*). Beberapa faktor yang menyebabkan *unplanned shutdown* adalah penurunan nilai keandalan peralatan di pabrik karena umurnya yang sudah tua. Chandra Asri Group yang telah beroperasi selama >32 tahun memetakan bahwa faktor-faktor seperti mesin yang sudah tua dan mengalami korosi sebagai risiko yang dapat menyebabkan *unplanned shutdown*. **Plant Reliability** In the Company's chemical business line, specifically in the petrochemical plant, the plant production process is carried out continuously and can experience large losses if it stops suddenly without being planned (unplanned shutdown). Several factors that cause unplanned shutdown are a decrease in the value of the reliability of equipment at the plants due to its old age. Chandra Asri Group, which has been in operation for >32 years, maps out factors such as old and corroded engines as risks that can cause unplanned shutdown.	1. Setiap minimal 4 tahun, Chandra Asri melakukan *Turn Around Maintenance*. Secara otomatis, mesin diremajakan. Selama periode itu, produksi pabrik dihentikan. Komponen yang sudah tua, tidak memenuhi standar, dan usang diganti dengan suku cadang yang lebih baru, lebih aman, dan lebih andal; 2. Melanjutkan Program Manajemen Korosi dengan memahami, melakukan pemantauan, pengendalian, dan menghitung serta memprediksi kecepatan korosi; 3. Melanjutkan peningkatan Program Pemeliharaan Pencegahan dengan melakukan perawatan mesin dan peralatan pabrik sebagai bentuk strategi preventif; 4. Meningkatkan Program Pemeliharaan Prediktif untuk melacak kondisi mesin dan memberikan peringatan sebelum kerusakan terjadi; 5. Menerapkan Program Transformasi Keandalan Operasi; 6. Program Peningkatan Suku Cadang; 7. Melakukan audit rutin *dan line walk*, sebagai upaya menjamin pelaksanaan program; 8. Berkolaborasi dengan SCG,TOP untuk program-program peningkatan program ketahanan pabrik; 9. Menerapkan digital transformasi di area pabrik. 1. At least every 4 years, Chandra Asri holds Turn Around Maintenance. Automatically, the engine is rejuvenated. During that period, plant production was halted. Old, substandard, and obsolete components are replaced with newer, safer, and more reliable parts; 2. Continuing the Corrosion Management Program by understanding, monitoring, controlling and calculating and predicting corrosion speed rate; 3. Continuing the improvement of the Preventive Maintenance Program by carrying out maintenance on plant machines and equipment as a form of preventive strategy; 4. Enhancing Predictive Maintenance Program to track machine condition and provide warnings before breakdowns occur; 5. Implementing Operational Reliability Transformation Program; 6. Spare Parts Upgrade Program; 7. Conducting routine audits and line walks, as an effort to ensure program implementation; 8. Collaborating with SCG, TOP to improve plant resilience programs; 9. Implementing digital transformation in the plant area.

No.	Jenis Risiko Type of Risk	Upaya Mitigasi Mitigation Efforts
	Ketahanan Finansial Gangguan geopotilik serta pengaruh industri petrokimia terhadap pasar global berdampak terhadap kinerja Perseroan. Oleh karena itu, Chandra Asri Group mempersiapkan beberapa hal untuk mendukung ketahanan finansial yang berkelanjutan. **Financial Resilience** Geopolitical disturbances and the influence of the petrochemical industry on global markets have an impact on the Company's performance. Therefore, Chandra Asri Group prepared several things to maintain its sustainable financial resilience.	1. Mengurangi OPEX, mengoptimalkan Modal Kerja, serta menjadwalkan kembali CAPEX; 2. Memprioritaskan CAPEX dan mengintegrasikan aset yang hanya mempengaruhi IMICO; 3. Memastikan semua pengeluaran sesuai anggaran yang disetujui; 4. Mengurangi biaya non-kritis dan CAPEX (less-critical TAM); 5. Memperketat proses Komite Kontraktor & Pengadaan pada titik pembelanjaan; 6. Melibatkan vendor secara holistik untuk memperluas sumber pasokan; 7. Mendapatkan pembiayaan "lebih rendah dengan waktu (tenor) yang lebih lama" serta meningkatkan keragaman dan daya saing pendanaan secara menyeluruh; 8. Meninjau dan mewujudkan manfaat bisnis yang ditargetkan dari transformasi digital; 9. Melakukan langkah-langkah korporasi strategis dengan melakukan diversifikasi pada lini bisnis yang memberikan stabilitas dalam peningkatan pertumbuhan Perusahaan. 1. Reducing OPEX, optimizing Working Capital and rescheduling CAPEX; 2. Prioritizing CAPEX and integrate only assets that can affect IMICO; 3. Ensuring all expenses are within the approved budget; 4. Rephasing non-critical costs and CAPEX (less critical TAM); 5. Tightening Contractors & Procurement Committee process towards purchase point; 6. Engaging vendors holistically to expand supply sources; 7. Get “lower with longer tenor” financing and increase overall diversity and competitiveness of funding; 8. Reviewing and realizing targeted business benefits from digital transformation; 9. Taking strategic corporate steps by diversifying business lines that provide stability in increasing the Company's growth.

No.	Jenis Risiko Type of Risk	Upaya Mitigasi Mitigation Efforts
	Kinerja *Safety, Health and Environment* Sebagai Obyek Vital Nasional dan perusahaan petrokimia, bagi Chandra Asri Group, faktor *Safety, Health, and Environment* (SHE) merupakan area fokus utama bagi Perseroan. Komitmen ini tercermin dalam setiap kebijakan yang diambil Perseroan yang mengutamakan aspek keselamatan dan kesehatan kerja (K3). Penerapan K3 ini terus selalu ditingkatkan untuk mendukung *Operational Excellence* Perusahaan. Di satu sisi, aspek SHE ini selalu menjadi faktor risiko yang harus secara terus menerus diidentifikasi dan dibuatkan rencana mitigasinya agar selalu ada peningkatan terus menerus. **Safety, Health and Environment Performance** As a National Vital Object and a petrochemical company, for Chandra Asri Group, Safety, Health and Environment (SHE) factors are the main focus areas for the Company. This commitment is reflected in every policy taken by the Company which prioritizes aspects of occupational safety and health. The implementation of occupational safety and health is continuously being improved to support the Company's Operational Excellence. On the other hand, the occupational safety and health aspect is always a risk factor that must be continuously identified and needs mitigation plan so that there is always continuous improvement.	1. Program Peningkatan Sistem seperti mengidentifikasi risiko/bahaya utama serta mengembangkan program *Contractor Safety Management System* (CSMS); 2. Membuat Program Peningkatan Budaya Keselamatan seperti pelatihan kepemimpinan dalam keselamatan kerja serta peningkatan kompetensi SHE; 3. Melaksanakan Program *Process Safety Management*; 4. Menerapkan Kajian Bencana Alam seperti meninjau fasilitas pabrik, menetapkan prosedur manajemen krisis, menyelesaikan *Business Continuity Management*, serta Manajemen Kepatuhan Risiko. 1. System Improvement Program such as identifing the main risks/hazards and developing the Contractor Safety Management System (CSMS) program; 2. Creating Safety Culture Improvement Programs such as safety leadership training and occupational safety and health competency improvement; 3. Implementing Process Safety Management program; 4. Implementing Natural Disaster Studies such as reviewing plant facilities, establishing crisis management procedures, completing Business Continuity Management and Compliance Risk Management.
	Keamanan Siber Sebagai perusahaan petrokimia terbesar dan terintegrasi di Indonesia yang saat ini sedang melakukan diversifikasi bisnis, Chandra Asri Group seringkali berurusan dengan data sensitif. Sementara itu, saat ini ancaman keamanan siber sangat banyak bentuknya dan terus menerus berevolusi seperti *phishing*, penggunaan *e-mail*, dan pesan palsu yang mengelabui karyawan agar tidak sengaja mengaktifkan *malware*. **Cybersecurity** As the largest and most integrated petrochemical company in Indonesia which is currently diversifying its business, Chandra Asri Group often deals with sensitive data. Meanwhile, currently cyber security attack takes many forms and continues to evolve, such as phishing, the use of e-mail, and fake messages that trick employees into accidentally activating malware.	1. Meningkatkan Postur Keamanan Siber Teknologi Operasional (OT); 2. Meningkatkan Postur Keamanan Siber Teknologi Informasi (TI); 3. IT - Konvergensi Keamanan Siber PL. 1. Improve Operational Technology (OT) Cybersecurity posture; 2. Improve Information Technology (IT) Cybersecurity posture; 3. Information Technology – PL Cybersecurity Convergence.

No.	Jenis Risiko Type of Risk	Upaya Mitigasi Mitigation Efforts
	Budaya dan Pola Pikir Karyawan Salah satu faktor yang mempengaruhi kinerja Chandra Asri Group secara langsung adalah produktivitas karyawannya. Dalam perjalanannya, selalu ada potensi risiko menurunnya produktivitas karyawan karena berbagai hal seperti kurangnya tanggung jawab terhadap kualitas pekerjaan. Perseroan memandang bahwa risiko ini dapat dimitigasi dengan menginjeksi budaya perusahaan yang dapat menjadi *mindset* dan bertujuan untuk mengubah budaya kerja karyawan agar lebih fokus, proaktif, dan pada akhirnya lebih produktif. Perseroan memiliki iSTAR sebagai budaya Perusahaan yang terdiri atas *integrity*, *safety*, *teamwork*, *accountability*, dan *respect*. Budaya inilah yang terus ditanamkan untuk membentuk pola pikir karyawan sehingga berdampak pada produktivitas dan kinerjanya. **Culture and Employees' Mindset** One of the factors that directly affects Chandra Asri Group's performance is the productivity of its employees. Along the way, there is always a potential risk of decreased employees' productivity due to various things such as a lack of responsibility for the quality of work. The Company views that this risk can be mitigated by injecting a corporate culture that can become a mindset and aims to change the work culture of employees to be more focused, proactive, and ultimately more productive. The Company has iSTAR as the corporate culture consisting of integrity, safety, teamwork, accountability, and respect. This culture is continuously instilled to shape the mindset of employees so that it has an impact on productivity and performance.	1. Meningkatkan peran manajer sebagai *role model* untuk menumbuhkan perilaku iSTAR; 2. Meningkatkan program pengembangan kompetensi inti & kepemimpinan dengan memasukkan materi tambahan terkait iSTAR; 3. Memperbaiki nilai-nilai Perusahaan, kompetensi inti & kepemimpinan agar selaras dengan strategi bisnis dalam mendukung pertumbuhan Perusahaan di masa depan; 4. Merombak dan menyesuaikan strategi dan pelaksanaan manajemen untuk menginternalisasi nilai-niai dan kompetensi dalam organisasi; 5. Menyelaraskan dan menerapkan peta jalan Living iSTAR yang baru dengan struktur, system, dan proses organisasi yang ada. 1. Increasing the role of managers as role models to foster iSTAR behavior; 2. Enhancing core & leadership competency development programs by incorporating additional materials related to iSTAR; 3. Improving Company values, core & leadership competency to align with business strategy to support the Company's future growth; 4. Overhaul and adapt management strategies and implementation to internalize values and competencies within the organization; 5. Align and implement the new Living iSTAR roadmap with existing organizational structures, systems, and processes.

No.	Jenis Risiko Type of Risk	Upaya Mitigasi Mitigation Efforts
	Manajemen Talenta Mendapatkan talenta, memperkerjakan orang yang tepat untuk posisi yang tepat, serta mempertahankan talenta terbaik menjadi isu yang saat ini dihadapi berbagai perusahaan, tak terkecuali Chandra Asri Group. Terutama dalam industri petrokimia yang memiliki persyaratan dan keahlian khusus bagi karyawannya. Selain permasalahan untuk mendapatkan talenta, persoalan lain seperti talenta yang meninggalkan Perseroan dengan berbagai alasan juga perlu dimitigasi. **Talent Management** Acquiring talent, hiring the right people for the right positions, and retaining the best talents are issues that are currently being faced by various companies, and Chandra Asri Group is no exception. Especially in the petrochemical industry which has special requirements and skills for its employees. In addition to the problem of acquiring talent, other issues such as talent leaving the Company for various reasons also need to be mitigated.	1. Berkolaborasi dengan tim *corporate communication* untuk merumuskan strategi dan rencana *employee branding* Perusahaan yang terstruktur dan baik; 2. Membangun aliansi strategis dengan pemasok tenaga kerja berkualitas tinggi & lembaga pendidikan ternama; 3. Mengidentifikasi kelompok karyawan sasaran yang berisiko tinggi dan merancang upaya retensi yang ditargetkan untuk memitigasi risiko; 4. Mengkaji *dual career ladder* berdasarkan kebutuhan bisnis; 5. Memperkuat para leader untuk secara efektif melibatkan tim mereka dan mengelola retensi talenta, mengatasi faktor-faktor pendorong yang mungkin menyebabkan pengurangan karyawan; 6. Memastikan Perseroan merekrut talenta yang tepat untuk posisi yang tepat. 1. Collaborate with the Corporate Communication team to formulate a well-structured Company employee branding strategy and plan; 2. Build strategic alliances with high quality labor suppliers and renowned educational institutions; 3. Identify high-risk target employee groups and design targeted retention efforts to mitigate risk; 4. Review dual career ladders based on business needs; 5. Empower leaders to effectively engage their teams and manage talent retention, addressing drivers that may lead to attrition; 6. Ensure that the Company recruits the right talent for the right position.

No.	Jenis Risiko Type of Risk	Upaya Mitigasi Mitigation Efforts
	Extended Producer Responsibility (EPR) Plastik merupakan materi yang sangat bermanfaat bagi kebutuhan manusia sehari-hari. Namun, tingkat konsumsi masyarakat di Indonesia ini belum seiring dengan dengan pembangunan infrastruktur pengelolaan sampah plastik serta edukasi masyarakat untuk manajemen persampahan. Karenanya, plastik sering dituduh menjadi penyebab pencemaran lingkungan karena sifatnya yang tidak mudah terurai. Padahal, sampah plastik sebenarnya memiliki nilai lebih apabila dikumpulkan dan dikelola dengan baik. Pemerintah Indonesia kemudian menerapkan *Extended Producer Responsibility* (EPR) yaitu kebijakan untuk meminta produsen bertanggung jawab terhadap produk mereka pascapemakaian termasuk pada produk plastik. **Extended Producer Responsibility (EPR)** Plastic is a very useful material for everyday human needs. However, the level of public consumption in Indonesia has not been in line with the development of plastic waste management infrastructure and public education on waste management. Therefore, plastic is often accused of causing environmental pollution because it is not easily decomposed. In fact, plastic waste actually has more value if it is collected and managed properly. The Indonesian government then implemented Extended Producer Responsibility (EPR); a policy to hold producers responsible for their products after use, including plastic products.	1. Berkolaborasi dengan pemerintah daerah dan asosiasi industri untuk mengedukasi pemangku kepentingan agar dapat mengubah paradigma dan perilaku mereka dalam pengelolaan sampah; 2. Membuat berbagai macam program advokasi dalam upaya mempengaruhi arah kebijakan pemerintah lokal dan nasional; 3. Merencanakan dan melaksanakan kampanye untuk mempertahankan nilai-nilai plastik dengan badan pemerintah dan LSM; 4. Meningkatkan dan menyempurnakan program ekonomi sirkular yang ada untuk memastikan pengelolaan limbah yang efisien dan terekspos pada tingkat nasional dan internasional. 1. Collaborate with local governments and industry associations to educate stakeholders so they can change their paradigm and behavior in waste management; 2. Creating various kinds of advocacy programs in an effort to influence the direction of local and national government policies; 3. Plan and implement campaigns to defend the values of plastic with government agencies and NGOs; 4. Improve and refine existing circular economy programs to ensure efficient waste management and exposure at national and international levels.

TINJAUAN EFEKTIVITAS MANAJEMEN RISIKO

Peninjauan efektivitas sistem manajemen risiko dilaksanakan oleh Dewan Komisaris dan Direksi bersama Unit Audit Internal. Perseroan juga senantiasa melakukan penguatan dalam pengelolaan risiko serta melakukan penyesuaian terhadap kondisi terkini dari Perusahaan.

Berdasarkan hasil audit internal yang telah dilakukan selama tahun 2024, Chandra Asri Group meyakini bahwa sistem manajemen risiko yang ada cukup efektif dalam mengidentifikasi dan memitigasi risiko-risiko usaha, operasional dan keuangan yang relevan dengan kondisi usaha Perseroan.

Selain itu, sistem manajemen risiko yang dijalankan saat ini dinilai cukup efektif dalam mengidentifikasi dan menyiapkan rencana mitigasi untuk potensi risiko-risiko baru yang dapat mempengaruhi aktivitas usaha Perseroan. Karena itu, Perseroan masih tetap berpegang pada sistem manajemen risiko saat ini, dengan tidak menutup kemungkinan mengalami penyesuaian jika diperlukan.

OVERVIEW OF THE EFFECTIVENESS OF RISK MANAGEMENT

The Board of Commissioners and Board of Directors, in collaboration with the Internal Audit Unit, conduct an overview of the risk management system's effectiveness. The Company also continuously strengthens its risk management and makes adjustments to its current conditions.

Based on the findings of the internal audit conducted in 2024, Chandra Asri Group believes that the current risk management system is quite effective in identifying and mitigating business, operational, and financial risks relevant to the Company's business conditions.

In addition, the current risk management system is considered quite effective in identifying and developing mitigation plans for potential new risks that may impact the Company's business activities. Therefore, the Company continues to use the current risk management system while keeping the option of making changes in the future if necessary.

PERNYATAAN DIREKSI DAN/ATAU DEWAN KOMISARIS ATAU KOMITE AUDIT ATAS KECUKUPAN SISTEM MANAJEMEN RISIKO

Manajemen meyakini bahwa sistem manajemen risiko yang ada saat ini sudah cukup efektif dalam mereduksi risiko-risiko usaha, operasional dan keuangan yang telah diidentifikasi sebelumnya. Begitu juga dengan potensi risiko-risiko baru yang mungkin akan timbul dan berdampak signifikan di masa mendatang.

STATEMENT OF THE BOARD OF DIRECTORS AND/OR BOARD OF COMMISSIONERS OR THE AUDIT COMMITTEE ON THE ADEQUACY OF THE RISK MANAGEMENT SYSTEM

Management believes that the current risk management system is quite effective at reducing previously identified business, operational, and financial risks. This also applies to potential new risks that may arise and have a significant impact in the future.

PERKARA PENTING DAN SANKSI ADMINISTRATIF YANG DIHADAPI

LITIGATIONS AND ADMINISTRATIVE SANCTIONS

Sepanjang tahun 2024, tidak ada perkara penting terutama terkait dengan masalah legal yang dihadapi Perseroan, entitas anak, maupun Dewan Komisaris dan Direksi.

Throughout 2024, there were no significant cases, particularly those involving legal issues faced by the Company, its subsidiaries, and the Board of Commissioners and Board of Directors.

SANKSI ADMINISTRATIF OLEH OTORITAS TERKAIT

Sepanjang tahun 2024, baik Perseroan, entitas anak, Dewan Komisaris maupun Direksi tidak ada yang menerima sanksi administratif dari regulator.

ADMINISTRATIVE SANCTIONS BY THE RELEVANT AUTHORITIES

Throughout 2024, the Company and its Subsidiaries, the Board of Commissioners and the Board of Directors did not receive any administrative sanctions from the regulator.

HUBUNGAN INVESTOR
INVESTOR RELATIONS

Unit Hubungan Investor secara rutin menginformasikan aktivitas usaha Perseroan kepada investor melalui situs web Perseroan dalam bentuk laporan, siaran pers, dan presentasi manajemen. Unit Hubungan Investor juga melakukan pendekatan diri dengan para pelaku pasar modal seperti analis, manajer pendanaan, dan jurnalis untuk memperoleh informasi terkini terkait isu-isu pasar modal.

Tugas dan tanggung jawab Unit Hubungan Investor di antaranya:
1. Menjembatani kepentingan antara investor dengan Perseroan;
2. Menjalankan kepatuhan atas peraturan pengawas pasar modal dan otoritas bursa; dan
3. Melakukan kegiatan komunikasi dengan masyarakat pasar modal.

The Investor Relations Unit regularly provides information about the Company's business activities to investors through the Company's website in the form of reports, press releases, and management presentations. Furthermore, the Investor Relations Unit also seeks to get closer to the capital market players, such as analysts, fund managers, and journalists, to acquire the latest information on capital market issues.

The duties and responsibilities of the Investor Relations Unit include the following:
1. Connecting investors and the Company.
2. Adhering to capital market supervisory and stock exchange regulations; and
3. Communicating activity with the capital market community.

AKSES DATA DAN INFORMASI

Informasi terkait dengan Perseroan juga dapat diperoleh dengan menghubungi:

ACCESS TO DATA AND INFORMATION

Information related to the Company can also be obtained by contacting:

Hubungan Investor PT Chandra Asri Pacific Tbk
Investor Relations of PT Chandra Asri Pacific Tbk

Investor Relations
Wisma Barito Pacific Tower A, Lantai 11
Wisma Barito Pacific Tower A, 11th Floor
Jl. Let. Jend. S. Parman Kav. 62-63
Jakarta 11410, Indonesia

(62-21) 530 7950
(62-21) 530 8930
investor-relations@capcx.com
www.chandra-asri.com

PENGADAAN BARANG DAN JASA

PROCUREMENT OF GOODS AND SERVICE



Dalam kegiatan pengadaan barang dan jasa untuk kegiatan usaha, Chandra Asri Group menjalin kerja sama dengan pemasok lokal dan nasional. Keberadaan pemasok tersebut memiliki peran strategis dalam mata rantai operasional Perseroan.

Pengadaan barang dan jasa merupakan proses penyediaan barang ataupun jasa yang dibutuhkan oleh Perseroan untuk mendukung aktivitas operasional. Proses tersebut dilaksanakan dengan mengedepankan prinsip persaingan yang sehat dan wajar di antara penyedia barang dan jasa berdasarkan ketentuan dan prosedur, serta dengan tetap memperhatikan prinsip-prinsip GCG. Seluruh perusahaan pemasok yang bekerja sama dengan Perseroan senantiasa memperhatikan masalah aspek lingkungan, hak asasi manusia, kebebasan berserikat, kepatuhan terhadap berbagai aturan tentang ketenagakerjaan, serta dampak yang diberikan kepada masyarakat.

In procuring goods and services for its business activities, Chandra Asri Group collaborates with local and national suppliers. These suppliers play a strategic role in the Company's operational chain.

The procurement of goods and services is the process of providing goods or services required by the Company to support its operational activities. This process is carried out by prioritizing the principles of healthy and fair competition among providers of goods and services based on provisions and procedures while adhering to GCG principles. All supplier companies that cooperate with the Company always consider aspects of the environment, human rights, freedom of association, compliance with various employment regulations, and the impact on society.

Pengadaan barang dan jasa dilaksanakan oleh Departemen Kontrak dan Pengadaan yang berkoordinasi langsung dengan Komite Kontrak yang beranggotakan Direksi Perseroan. Proses pengadaan senantiasa mempertimbangkan harga yang wajar dan bersaing, standar kualitas yang tinggi, dan kesesuaian kontraktor/ vendor.

Selain itu, Perseroan juga mempertimbangkan elemen-elemen lain seperti waktu pengiriman yang tepat berdasarkan konfirmasi pemesanan, pelayanan yang baik sesuai dengan kontrak, dan kebijakan serta prosedur yang telah ditetapkan. Selanjutnya, Komite Kontrak akan menilai setiap proposal yang masuk dengan memperhatikan indikator-indikator khusus, seperti:

1. Kesesuaian terhadap prinsip usaha Perseroan;
2. Adanya penyimpangan terhadap kebijakan dan prosedur yang disetujui;
3. Kelayakan evaluasi teknis dan komersial;
4. Syarat dan ketentuan yang menjadi beban secara tidak sengaja;
5. Syarat dan ketentuan yang tidak menguntungkan;
6. Proteksi yang mencukupi terhadap kerugian yang timbul akibat kegagalan atau terminasi.

PRA KUALIFIKASI KONTRAKTOR/ VENDOR

Pra kualifikasi kontraktor/vendor merupakan salah satu langkah dalam proses penetapan pemasok atau kontraktor. Seluruh vendor yang mendaftar akan dinilai berdasarkan standar yang telah ditentukan terlebih dahulu sebelum diputuskan layak atau tidak untuk mengikuti tender.

Proses prakualifikasi kontraktor/vendor terdiri dari evaluasi teknis dan evaluasi/penilaian komersial. Hasil evaluasi tersebut menjadi dasar Perseroan mengembangkan daftar kontraktor yang telah disetujui dan memenuhi standar yang ditetapkan sebelumnya.

The procurement of goods and services is carried out by the Contract and Procurement Department, which coordinates directly with the Contract Committee, of which the Board of Directors is a member. The process for the procurement of goods and services always considers reasonable and competitive prices, high quality standards, and the suitability of the contractors/vendors.

In addition, the Company also considers other elements such as the accurate delivery time based on order confirmation, good service according to the designated contracts, and policies and procedures. Furthermore, the Contract Committee will assess each incoming proposal by observing specific indicators, such as:

1. Adhere to the Company's business principles;
2. There are deviations from approved policies and procedures;
3. Feasibility of technical and commercial evaluation;
4. Inadvertently challenging terms and conditions;
5. Unfavorable terms and conditions;
6. Sufficient protection against losses due to failure or termination.

PRE-QUALIFICATION OF CONTRACTOR/ VENDOR

Contractor/vendor pre-qualification is one step in the process of determining the supplier or contractor. All vendors who have registered will be assessed according to the designated standards before deciding whether to be eligible or not to participate in the bidding.

The contractor/vendor pre-qualification process consists of technical evaluation and commercial evaluation/ assessment. The evaluation results serve as the basis for the Company to create a list of contractors who have been approved and have met the specified standards.

KODE ETIK DAN BUDAYA PERUSAHAAN

CODE OF CONDUCT AND CORPORATE CULTURE

Kode Etik merupakan serangkaian komitmen yang terdiri dari etika bisnis dan etika kerja segenap insan Perseroan yang wajib dipatuhi demi mencapai visi dan misi Perseroan. Perseroan telah menyusun Kode Etik dan Budaya Perusahaan sebagai pedoman perilaku bagi seluruh insan Perseroan.

Pokok-pokok Kode Etik

Rincian pokok kode etik Chandra Asri Group diuraikan sebagai berikut:

1. Manusia dan Keselamatan
   a. Pedoman Umum
   b. Menghormati Hak Asasi Manusia dan Perlakuan yang Sama
   c. Pelecehan di Tempat Kerja
   d. Keselamatan, Kesehatan, dan Lingkungan
2. Memerangi Praktik Suap, Korupsi dan Pencucian Uang
   a. Suap dan Korupsi
   b. Konflik Kepentingan
   c. Hadiah dan Hiburan
   d. Pencucian Uang
3. Kegiatan Usaha
   a. Ketaatan pada Hukum & Peraturan
   b. Pengadaan Barang
   c. Persaingan Sehat
4. Kegiatan Politik Karyawan
5. Pengamanan Informasi dan Aset
   a. Perlindungan Aset
   b. Fasilitas Teknologi Informasi (TI) dan Komunikasi
   c. Data Pribadi
   d. Pengelolaan Catatan
6. Komunikasi
   a. Komunikasi Bisnis
   b. Pengungkapan Publik
7. Mekanisme Konsultasi dan Pelaporan
   a. *Whistleblower Channels*

PENYEBARLUASAN DAN PENEGAKAN KODE ETIK

Penyebarluasan kode etik Perseroan dilakukan melalui sosialisasi secara terus-menerus, yang disampaikan melalui media:

1. Portal internal (intranet);

The Code of Conduct is a set of commitments governing business and work behavior for all Company personnel that must be adhered in order to achieve the Company's vision and mission. The Company has developed a Code of Conduct and Corporate Culture to serve as a guideline for all Company personnel.

Key Points of The Code of Conduct

The key points of the Chandra Asri Group Code of Conduct are listed below:

1. People and Safety
   a. The General Guidance
   b. Respect Human Rights and Equal Treatment
   c. Workplace Harassment
   d. Safety, Health, and Environment
2. Fighting Bribery, Corruption and Money Laundering Practices
   a. Bribery and Corruption
   b. Conflict of Interest
   c. Gifts and Entertainment
   d. Money Laundering
3. Business Activities
   a. Compliance with Laws & Regulations
   b. Procurement
   c. Fair Competition
4. Employees Political Activities
5. Safeguarding Information and Assets
   a. Protection of Assets
   b. Information Technology (IT) and Communication Facilities
   c. Personal Data
   d. Record Management
6. Communication
   a. Business Communication
   b. Public Disclosure
7. Consultation and Reporting Mechanisms
   a. Whistleblower Channels

DISSEMINATION AND ENFORCEMENT OF THE CODE OF CONDUCT

The dissemination of the Company's Code of Conduct is carried out through continuous socialization, which is conveyed through the following media:

1. Internal portal (intranet);

2. Materi orientasi pegawai baru yang dibagikan pada saat *New Employee Onboarding Program* (NEOP);
3. Poster;
4. Pertemuan dan diskusi langsung; serta
5. Webinar.

PERNYATAAN BAHWA KODE ETIK BERLAKU BAGI SELURUH LEVEL ORGANISASI

Perseroan telah menetapkan bahwa Kode Etik wajib dilaksanakan dan berlaku bagi seluruh level organisasi dalam Perseroan. Kebijakan tersebut berlaku bagi Dewan Komisaris, Direksi, seluruh organisasi Perseroan, serta pemangku kepentingan lainnya.

SANKSI PELANGGAR KODE ETIK

Setiap pelanggaran kode etik yang terjadi akan dievaluasi dan ditindaklanjuti sesuai dengan Perjanjian Kerja Bersama (PKB) yang telah ditandatangani Perseroan dan karyawan. Jenis sanksi yang diberikan, mulai dari pemberian surat teguran sampai dengan pemutusan hubungan kerja.

JUMLAH PELANGGARAN KODE ETIK

Sepanjang tahun 2024, tidak ada pelanggaran Kode Etik yang terjadi di Perseroan.

PERNYATAAN BUDAYA PERUSAHAAN

Chandra Asri Group telah memiliki budaya perusahaan yang dikenal dengan "iSTAR" dengan nilai-nilai yang dijabarkan sebagai berikut:

1. **Integritas/*Integrity***
   Bersikap transparan serta berperilaku sesuai aturan dan etika.
2. **Keselamatan/*Safety***
   Membangun lingkungan kerja yang aman, sehat, dan lestari.
3. **Kerja Sama/*Teamwork***
   Membangun kolaborasi untuk keunggulan bisnis.
4. **Memikul Tanggung Jawab/*Accountability***
   Bertanggung jawab atas tugas dan kinerja.
5. **Menghargai/*Respect***
   Menghargai dan peduli terhadap orang lain.

2. New employee orientation materials distributed during the New Employee Onboarding Program (NEOP);
3. Poster;
4. Direct meetings and discussions; and
5. Webinar.

STATEMENT THAT THE CODE OF CONDUCTAPPLIES AT ALL ORGANIZATIONAL LEVEL

The Company has determined that the Code of Conduct must be implemented and applied at all organizational levels within the Company. This policy is applicable to the Board of Commissioners, the Board of Directors, all Company organizations, and other stakeholders.

SANCTIONS FOR VIOLATION OF THE CODE OF CONDUCT

Every violation of the Code of Conduct that occurs will be evaluated and followed up in accordance with the Collective Labor Agreement (CLA), which has been signed by the Company and employees. The types of sanctions imposed, ranging from a warning letter to the termination of employment.

NUMBER OF CODE OF CONDUCT VIOLATIONS

Throughout 2024, no violation of the Code of Conduct occurred in the Company.

CORPORATE CULTURE STATEMENT

Chandra Asri Group upholds a corporate culture known as "iSTAR", which embodies the following values:

1. **Integrity**
   Being transparent and acting in accordance with rules and ethical principles.
2. **Safety**
   Creating a safe, healthy, and sustainable work environment.
3. **Teamwork**
   Fostering collaboration to achieve business excellence.
4. **Accountability**
   Taking responsibility for tasks and performance.
5. **Respect**
   Respecting and caring for others.

KEBIJAKAN PENGUNGKAPAN INFORMASI

DISCLOSURE OF INFORMATION POLICY

KEBIJAKAN PELAPORAN KEPEMILIKAN SAHAM DEWAN KOMISARIS DAN DIREKSI

Kebijakan kepemilikan saham oleh Dewan Komisaris dan Direksi yang berlaku di Perseroan mengacu pada Peraturan Otoritas Jasa Keuangan (POJK) No. 11/POJK.04/2017 tentang Laporan Kepemilikan atau Setiap Perubahan Kepemilikan Saham Perusahaan Terbuka. Dengan demikian, Dewan Komisaris dan Direksi wajib melaporkan kepemilikan sahamnya, baik langsung maupun tidak, kepada OJK.

Kewajiban pelaporan tersebut hanya berlaku bagi Dewan Komisaris atau Direksi yang memiliki saham paling sedikit 5% dari modal disetor perusahaan terbuka. Selain itu, setiap ada perubahan kepemilikan sedikitnya 0,5% dari saham yang disetor, harus dilaporkan. Kebijakan inilah yang diadopsi oleh Perseroan.

POLICY ON SHARE OWNERSHIP OF THE BOARD OF COMMISSIONERS AND BOARD OF DIRECTORS

The policy on share ownership by the Board of Commissioners and Board of Directors applicable to the Company refers to the Financial Services Authority (POJK) Regulation No. 11/POJK.04/2017 on Ownership Reports or Any Changes in Share Ownership of Public Companies. Accordingly, the Board of Commissioners and the Board of Directors are required to report their share ownership, either directly or indirectly, to the OJK.

This reporting requirement only applies to the Board of Commissioners or the Board of Directors with shares of at least 5% of the paid-up capital of a public company. In addition, every change in ownership of at least 0.5% of the paid-up shares must be reported. This policy has been adopted by the Company.

PELAKSANAAN TAHUN BUKU

Sepanjang tahun 2024, telah terjadi perubahan pada kepemilikan saham Direksi pada Perseroan. Sesuai ketentuan No. 11/POJK.04/2017, seluruhnya telah dilaporkan kepada OJK seperti rincian dalam tabel di bawah ini. Sedangkan kepemilikan akhirnya disampaikan pada bab "Profil Perusahaan" yang terdapat dalam Laporan Tahunan ini.

IMPLEMENTATION IN THE FISCAL YEAR

Throughout 2024, there have been changes in the Board of Directors' share ownership in the Company. In accordance with provisions No. 11/POJK.04/2017, all of which have been reported to the OJK as shown in the table below. Meanwhile, ownership is finally disclosed in the "Company Profile" chapter of this Annual Report.

No.	Nama Pemegang Saham Name of Stockholders	Tanggal Lapor ke OJK Date of Reporting to OJK
1	Erwin Ciputra	26 Januari 2024 26 January 2024
2	Raymond Budhin	14 Mei 2024 14 May 2024
3	Raymond Budhin	24 Juni 2024 24 June 2024
4	Raymond Budhin	10 Juli 2024 10 July 2024
5	Raymond Budhin	26 Agustus 2024 26 August 2024
6	Raymond Budhin	30 Agustus 2024 30 August 2024

No.	Nama Pemegang Saham Name of Stockholders	Tanggal Lapor ke OJK Date of Reporting to OJK
7	Edi Riva'i	30 Agustus 2024 30 August 2024
8	Edi Riva'i	5 September 2024 5 September 2024
9	Edi Riva'i	18 September 2024 18 September 2024
10	Edi Riva'i	30 September 2024 30 September 2024
11	Andre Khor Kah Hin	3 Desember 2024 3 December 2024

SISTEM PELAPORAN PELANGGARAN
WHISTLEBLOWING SYSTEM

Sistem pelaporan pelanggaran atau *Whistleblowing System* (WBS) merupakan saluran penyampaian informasi pelanggaran yang diberikan kepada pemangku kepentingan, baik internal maupun eksternal, untuk menyampaikan laporan kepada Chandra Asri Group. Penerapan WBS ini merupakan bagian penting dari upaya Perseroan menerapkan prinsip GCG serta menjaga integritas usaha yang dijalankan.

The Whistleblowing System (WBS) is a channel for submitting information on violations provided to stakeholders, both internal and external, who then submit reports to the Chandra Asri Group. The implementation of the WBS is a crucial part of the Company's efforts to implement GCG principles as well as to maintain the integrity of the business being carried out.

CARA DAN PROSEDUR PELAPORAN

Pengaduan pelanggaran yang terjadi dapat dilaporkan melalui *e-mail*, telepon, serta dapat juga dilaporkan secara langsung kepada pihak yang menangani pelaporan pelanggaran, yaitu Divisi HR Services and Employee Relations. Seluruh laporan yang masuk akan diverifikasi berdasarkan bukti terkait. Apabila benar terjadi pelanggaran, maka terlapor akan diberikan sanksi sesuai dengan beratnya pelanggaran.

Perseroan memberikan sanksi yang tegas dan konsisten atas pelanggaran yang terbukti dan ditangani melalui WBS agar dapat memberikan efek jera bagi pelaku pelanggaran maupun pihak lain yang memiliki niat melakukan pelanggaran.

REPORTING MECHANISM AND PROCEDURES

The report on violations that occurred may be sent via e-mail or telephone, as well as being reported directly to the party that handles violation reporting, which is the HR Services & Employee Relations Division. The incoming reports will be verified based on relevant evidence. In the event that the violation is proven correct, punishment will be imposed on the reported party according to the degree of the violation.

The Company imposes firm and consistent sanctions for proven violations, which are handled through the WBS,to give a deterrent effect to violators and other parties who have the intention of committing violations.

PENGELOLA PENGADUAN

Pengelola pengaduan di lingkungan Chandra Asri Group adalah Komite Whistleblower. Pengelola pengaduan ini ditetapkan sejak tanggal disetujuinya Kebijakan Penanganan Aduan, yaitu pada tanggal 13 Oktober 2023.

COMPLAINTS MANAGER

The Whistleblower Committee manages complaints within the Chandra Asri Group. This complaint manager was appointed as of 13 October 2023, the date the Complaint Handling Policy was approved.

PERLINDUNGAN BAGI PELAPOR

Perseroan menjamin bahwa setiap pelapor mendapatkan hak perlindungan, terutama dalam bentuk kerahasiaan identitas dan dukungan moril lainnya. Namun demikian, hak perlindungan akan dicabut apabila terbukti pelapor memberikan laporan palsu.

PROTECTION FOR WHISTLEBLOWER

The Company guarantees that each whistleblower has the right to protection, including confidentiality of identity and other moral support. However, the right to protection will be revoked if it is proven to be a false report.

HASIL PENANGANAN PENGADUAN

Terdapat 2 (dua) pelaporan yang diterima melalui *Whistleblower Channel*. Kedua pelaporan tersebut telah ditelaah lebih lanjut oleh Tim investigasi dan dinyatakan bukan merupakan pengaduan/laporan yang memerlukan proses investigasi lebih lanjut.

RESULT OF COMPLAINT HANDLING

There were 2 (two) reports received through the Whistleblower Channel. These two reports were further reviewed by the investigation team and determined not to be complaints/reports requiring further investigation.

Uraian Description	**2024**
Laporan Diterima dan Diperiksa Report Received and Examined	2
Laporan/Pengaduan Diinvestigasi Report/Complaint Investigated	-
Kasus Pelanggaran Terkonfirmasi Confirmed Violation Cases	-
Kasus Diselesaikan Cases Solved	-

KEBIJAKAN ANTI KORUPSI DAN GRATIFIKASI

ANTI-CORRUPTION AND GRATIFICATION POLICY

Perilaku korupsi dan gratifikasi yang merupakan upaya memperoleh keuntungan untuk diri sendiri atau orang lain, tidak hanya merugikan Perseroan, tetapi juga para pemangku kepentingan lainnya serta masyarakat pada umumnya. Karena itu, Chandra Asri Group secara tegas menolak korupsi dan gratifikasi di lingkungan Perseroan.

Kebijakan tentang anti korupsi dan gratifikasi telah diatur dalam Kode Etik Perseroan dan diinternalisasikan dalam nilai perusahaan, yaitu iSTAR, khususnya nilai integritas dan akuntabilitas. Agar praktik bebas korupsi ini dapat berjalan secara konsisten, maka Perseroan melakukan sosialisasi secara berkala kepada karyawan, mitra usaha, dan pelanggan dalam berbagai kesempatan.

PROGRAM DAN PROSEDUR MENGATASI PRAKTIK KORUPSI

Upaya untuk mengatasi potensi terjadinya praktik korupsi, terutama dilakukan melalui sosialisasi atau penyampaian informasi terkait dengan Kode Etik yang berlaku di Chandra Asri Group. Selain itu, Perseroan juga telah menyediakan sistem pengaduan seandainya ada dugaan praktik korupsi terjadi di lingkungan Perseroan.

Saluran pengaduan tersebut merupakan bagian dari *Whistleblowing System* atau sistem pengaduan pelanggaran yang dapat disampaikan melalui *e-mail*. Selain itu, informasi dapat juga dilaporkan secara langsung kepada pihak yang menangani pelaporan pelanggaran yaitu Divisi HR Service & Employee Relations.

PELATIHAN/SOSIALISASI ANTI KORUPSI KEPADA KARYAWAN

Chandra Asri Group melakukan sosialisasi kebijakan anti korupsi secara berkala, bersamaan dengan sosialisasi Kode Etik Perseroan. Saluran komunikasi dalam penyampaian kebijakan anti korupsi, antara lain: portal internal (intranet); materi orientasi pegawai baru dalam sesi *New Employee Onboarding Program* (NEOP); serta pertemuan dan diskusi langsung.

The corruption and gratification behavior, which is an effort to gain profit for oneself or others, is not only detrimental to the Company, but also to other stakeholders and society in general. Therefore, Chandra Asri Group firmly rejects corruption and gratification within the Company.

The policies on anti-corruption and gratification have been regulated in the Company's Code of Conduct and are internalized in the corporate values, namely iSTAR, particularly the values of integrity and accountability. In order to ensure that a corruption-free practice can run consistently, the Company conducts periodic socialization with employees, business partners, and customers on various occasions.

PROGRAMS AND PROCEDURES TO ADDRESS CORRUPT PRACTICES

Efforts to address the potential for corrupt practices are mainly carried out through socialization or the delivery of information related to the Code of Conduct applicable in Chandra Asri Group. In addition, the Company has also provided a complaint system in the event of allegations of corrupt practices occurring within the Company.

The complaint channel is part of the Whistleblowing System or a violation complaint system that can be submitted via e-mail. In addition, information can also be reported directly to the party handling the reporting of violations, i.e., the HR Service & Employee Relations Divisions.

ANTI-CORRUPTION TRAINING/ SOCIALIZATION TO EMPLOYEES

Chandra Asri Group regularly socializes anti-corruption policies as well as the Company's Code of Conduct. Communication channels for anti-corruption policy conveyance include an internal portal (intranet), new employee orientation materials during the New Employee Onboarding Program (NEOP) session, and face-to-face meetings and discussions.

TATA KELOLA TEKNOLOGI INFORMASI

INFORMATION TECHNOLOGY GOVERNANCE



GANGGUAN *CYBER SECURITY*

Chandra Asri Group menyadari bahwa ancaman keamanan di bidang Teknologi Informasi (TI) akan terus berkembang. Untuk itu, Perseroan telah mengaplikasikan perangkat keamanan jaringan yang terhubung kepada perusahaan keamanan siber dan menerapkan sistem keamanan berbasis *cloud* untuk semua komputer dalam lingkup Perseroan.

Selain itu, Perseroan juga telah memiliki antisipasi terhadap potensi terjadinya ancaman pada sistem TI. Saat ini, dalam pelaksanaannya, bekerja sama dengan perusahaan keamanan siber, yaitu DXC Technology, yang setiap waktu memantau aktivitas komunikasi data dan merespon saat terjadi serangan.

CYBER SECURITY DISRUPTION

The Chandra Asri Group realizes that security threats in the Information Technology (IT) sector will continue to grow. As a consequence, the Company has implemented network security devices connected to cyber security companies, as well as running a cloud-based security system for all computers within the Company.

In addition, the Company anticipates potential threats to its IT system. Currently, in its implementation, it collaborates with a cyber security company, DXC Technology, which constantly monitors data communication activities and responds when an attack occurs.

Upaya ini merupakan inisiatif yang dijalankan untuk mendukung keamanan data Perseroan termasuk, kegiatan operasional yang terhubung dengan sistem TI.

DISASTER MANAGEMENT RECOVERY

Chandra Asri Group telah mengantisipasi potensi terjadinya potensi bencana dengan memiliki *disaster management recovery*. Di antaranya, dengan menempatkan server teknologi informasi di *cloud*. Sistem ini memudahkan Perseroan menghadapi potensi terjadinya bencana. Seluruh kegiatan operasional yang dapat diakses melalui sistem digital akan tetap berjalan dengan baik.

Selain itu, seluruh dokumen Perseroan juga telah terdigitalisasi. Dengan begitu, setiap dokumen dapat diakses di mana pun dan kapan pun. Terutama dokumen yang bersifat pengetahuan umum atau *general knowledge*.

Semua ini dilakukan dalam rangka memitigasi potensi risiko yang dapat terjadi; dari bencana alam hingga kebakaran.

SISTEM PELAPORAN

Secara organisasi, pengelolaan Teknologi Informasi (TI) berada di bawah Direktur Keuangan. Selain itu, Direksi juga memiliki *Steering Committee* di bidang Digital Transformation (DT), mengingat pelaksanaan DT mencakup banyak bagian. Dari bidang keuangan, penjualan, perawatan, operasional, dan lain-lain.

Chandra Asri Group telah memiliki mekanisme pelaporan di bidang DT. Setiap laporan akan masuk ke *Steering Committee* untuk dikaji (*review*), sebelum akhirnya diputuskan tindak lanjutnya oleh Direksi Perseroan, dalam hal ini Direktur Keuangan.

Laporan tersebut tidak hanya yang bersifat rencana pengembangan atau perubahan, melainkan juga terkait dengan peristiwa yang terkait dengan TI. Sebab di lingkungan pabrik, Perseroan juga sudah menerapkan digitalisasi, selain pada kegiatan operasional, seperti pengelolaan SDM.

This effort is an initiative to support the Company's data security including operational activities related to IT systems.

DISASTER MANAGEMENT RECOVERY

Chandra Asri Group has anticipated potential disasters by implementing disaster management recovery. Among other things, by placing information technology servers in the cloud. This system makes it easier for the Company to deal with potential disasters. All operations that can be accessed through the digital system will continue to function normally.

Apart from that, all Company documents have been digitized. This allows every document to be accessed at any time and from any location. Especially documents containing general knowledge.

All of this is done to mitigate the potential risks that may arise, from natural disasters to fires.

REPORTING SYSTEM

The Director of Finance manages Information Technology (IT) on an organizational level. Apart from that, the Board of Directors has a Steering Committee in the field of Digital Transformation (DT), as the implementation of DT involves many components, including finance, sales, maintenance, operations, and other areas.

The Chandra Asri Group has already had a reporting mechanism for the DT sector. Each report will be reviewed by the Steering Committee before the Company's Directors, specifically the Finance Director, decide on the next course of action.

These reports cover not only development and change plans but also IT-related events. In the plant environment, the Company has also implemented digitalization, aside from operational activities such as HR management.

PENERAPAN PEDOMAN TATA KELOLA PERUSAHAAN TERBUKA

IMPLEMENTATION OF GOVERNANCE GUIDELINES FOR PUBLIC COMPANIES

Perseroan telah melaksanakan prinsip-prinsip serta rekomendasi dalam penerapan GCG seperti diatur dalam Surat Edaran OJK No. 32 tahun 2015. Rinciannya dijelaskan dalam tabel di bawah ini.

The Company has implemented the principles and recommendations in the implementation of GCG as regulated in OJK Circular Letter No. 32 of 2015. The details are described in the following table.

Prinsip Principle	**Rekomendasi** Recommendations		**Pelaksanaan di Perusahaan** Implementation in the Company
	No.	**Perihal** Subject	
Aspek 1: Hubungan Perusahaan Terbuka dengan Pemegang Saham Dalam Menjamin Hak-hak Pemegang Saham Aspect 1: Relationship of Public Companies with Shareholders in Ensuring Shareholders' Rights			
Prinsip 1: Meningkatkan Nilai Penyelenggaraan Rapat Umum Pemegang Saham (RUPS) Principle 1: Improving the Value of General Meeting of Shareholder (GMS) Implementation	1.1	Perusahaan Terbuka memiliki cara atau prosedur teknis pengumpulan suara (*voting*) baik secara terbuka maupun tertutup yang mengedepankan independensi Public Company has a method or voting procedure, both in an open or closed system, that prioritizes independence.	Sudah Terpenuhi Complied
	1.2	Seluruh anggota Direksi dan anggota Dewan Komisaris Perusahaan Terbuka hadir dalam RUPS Tahunan. All members of the Board of Directors and Board of Commissioners are present at the Annual GMS.	Kehadiran anggota Direksi dan Dewan Komisaris tidak seluruhnya secara fisik, karena ada juga yang melalui perangkat *online*. The attendance of Board of Directors and Board of Commissioners members was not entirely in person; some participated online.
	1.3	Ringkasan risalah RUPS tersedia dalam Situs Web Perusahaan Terbuka paling sedikit selama 1 (satu) tahun. The summary of the minutes of the GMS is available on the Public Company's website for at least one year.	Ringkasan hasil pelaksanaan RUPS telah dimuat dalam situs web Perseroan terkait Hubungan Investor. The summary of the GMS implementation resolutions has been published on the Company's website regarding Investor Relations.

Prinsip Principle	Rekomendasi Recommendations		Pelaksanaan di Perusahaan Implementation in the Company
	No.	Perihal Subject	
	2.1	Perusahaan Terbuka memiliki suatu kebijakan komunikasi dengan pemegang saham atau investor. The Public Company has a communication policy with shareholders or investors.	Kebijakan komunikasi dengan Pemegang Saham atau investor tidak diatur secara khusus di Perseroan. Namun, Perseroan senantiasa mengimplementasikan kegiatan komunikasi kepada publik sebagaimana diatur, serta tidak terbatas, pada Peraturan Otoritas Jasa Keuangan No. 31/POJK.04/2015 tentang Keterbukaan atas Informasi atau Fakta Material oleh Emiten atau Perusahaan Publik. Company communication policies with shareholders or investors are not specifically regulated. However, the Company always implements communication activities to the public as required by regulation, including but not limited to OJK Regulation No. 31/POJK.04/2015 concerning Disclosure of Material Information or Facts by Issuers or Public Companies.
Prinsip 2: Meningkatkan Kualitas Komunikasi Perusahaan Terbuka dengan Pemegang Saham atau Investor Principle 2: Improving the Quality of the Public Company's Communication with Shareholders or Investors	2.2	Perusahaan Terbuka mengungkapkan kebijakan komunikasi Perusahaan Terbuka dengan pemegang saham atau investor dalam Situs Web. The Public Company discloses the communication policy of the Public Company with shareholders or investors on the website.	Perseroan tidak memiliki kebijakan khusus terkait komunikasi dengan Pemegang Saham atau investor yang kemudian dicantumkan di situs web. Namun, Perseroan senantiasa mengimplementasikan kegiatan komunikasi kepada publik sebagaimana diatur, serta tidak terbatas, pada Peraturan Otoritas Jasa Keuangan No. 31/POJK.04/2015 tentang Keterbukaan atas Informasi atau Fakta Material oleh Emiten atau Perusahaan Publik. Penerapannya telah dijelaskan pada informasi terkait Sekretaris Perusahaan serta telah dimuat dalam Laporan Tahunan yang diunggah dalam situs web Perseroan. The Company does not have a specific policy regarding communication with Shareholders or investors uploaded on the website. However, the Company always implements communication activities to the public as required by regulation, including but not limited to OJK Regulation No. 31/POJK.04/2015 concerning Disclosure of Material Information or Facts by Issuers or Public Companies. The implementation has been disclosed in information related to the Corporate Secretary and has been included in the Annual Report uploaded on the Company's website.
Aspek 2: Fungsi dan Peran Dewan Komisaris			
Prinsip 3: Memperkuat Keanggotaan dan Komposisi Dewan Komisaris Principle 3: Strengthening the Membership and Composition of the Board of Commissioners	3.1	Penentuan jumlah anggota Dewan Komisaris mempertimbangkan kondisi Perusahaan Terbuka. Determination of the number of members of the Board of Commissioners takes into account the condition of the Public Company.	Jumlah Dewan Komisaris sebanyak 10 orang telah disesuaikan dengan perkembangan usaha Perseroan sampai dengan saat ini. The total number of members on the Board of Commissioners is 10. This figure has been adjusted to reflect the Company's current business development.
	3.2	Penentuan komposisi anggota Dewan Komisaris memperhatikan keberagaman keahlian, pengetahuan, dan pengalaman yang dibutuhkan. The determination of the membership composition of the Board of Commissioners takes into account the diversity of the required expertise, knowledge, and experience.	Masing-masing anggota Dewan Komisaris memiliki latar belakang pendidikan dan pengalaman yang berbeda-beda, sesuai dengan tugas dan tanggung jawab yang diemban. Each member of the Board of Commissioners has a different background of education and experience, in line with their respective duties and responsibilities.

Prinsip Principle	**Rekomendasi** Recommendations		**Pelaksanaan di Perusahaan** Implementation in the Company
	No.	**Perihal** Subject	
Prinsip 4: Meningkatkan Kualitas Pelaksanaan Tugas dan Tanggung Jawab Dewan Komisaris Principle 4: Improving the Quality of the Implementation of the Duties and Responsibilities of the Board of Commissioners	4.1	Dewan Komisaris mempunyai kebijakan penilaian sendiri (*self-assessment*) untuk menilai kinerja Dewan Komisaris. The Board of Commissioners has a self-assessment policy to assess the performance of the Board of Commissioners.	Kebijakan penilaian sendiri bagi Dewan Komisaris diatur dalam Pedoman dan Kode Etik Direksi dan Dewan Komisaris. The Board of Commissioners' self-assessment policy is regulated in the Board of Commissioners' and Board of Directors' Guidelines and Code of Conduct.
	4.2	Kebijakan penilaian sendiri (*self-assessment*) untuk menilai kinerja Dewan Komisaris, diungkapkan melalui Laporan Tahunan Perusahaan Terbuka. The self-assessment policy to assess the performance of the Board of Commissioners, disclosed through the Annual Report of the Public Company.	Penerapan kebijakan penilaian kinerja Dewan Komisaris secara mandiri telah disampaikan dalam Laporan Tahunan ini pada bab Tata Kelola Perusahaan. The implementation of the Board of Commissioners' self-assessment policy on its performance has been presented in this Annual Report in the Corporate Governance chapter.
	4.3	Dewan Komisaris mempunyai kebijakan terkait pengunduran diri anggota Dewan Komisaris apabila terlibat dalam kejahatan keuangan. The Board of Commissioners has a policy related to the resignation of members of the Board of Commissioners if they are involved in financial crimes.	Belum terdapat kebijakan yang secara spesifik mengatur pengunduran diri anggota Dewan Komisaris apabila terlibat kejahatan keuangan. Namun, Perseroan memiliki kebijakan terkait pengunduran diri dan pemberhentian Dewan Komisaris apabila melanggar ketentuan jabatan. There is no specific policy governing the resignation of Board of Commissioners members in cases of financial crimes. However, the Company has a policy on the resignation and dismissal of Board of Commissioners members for violating position-related rules.
	4.4	Dewan Komisaris atau Komite yang menjalankan fungsi Nominasi dan Remunerasi menyusun kebijakan suksesi dalam proses Nominasi anggota Direksi. The Board of Commissioners or the Committee performing the Nomination and Remuneration functions shall establish a succession policy in the process of Nominating members of the Board of Directors.	Perseroan belum memiliki kebijakan khusus tentang suksesi Direksi sebab proses nominasi anggota Direksi dilakukan oleh Pemegang Saham untuk mendapatkan persetujuan dalam RUPS. The Company has not had a specific policy related to the Board of Directors succession as the Board of Directors nomination process is carried out by the Shareholders for approval in the GMS.

Prinsip Principle	**Rekomendasi** Recommendations		**Pelaksanaan di Perusahaan** Implementation in the Company
	No.	**Perihal** Subject	
Aspek 3: Fungsi dan Peran Direksi Aspect 3: Functions and Roles of the Board of Directors			
Prinsip 5: Memperkuat Keanggotaan dan Komposisi Direksi Principle 5: Strengthening the Membership and Composition of the Board of Directors	5.1	Penentuan jumlah anggota Direksi mempertimbangkan kondisi Perusahaan Terbuka serta efektivitas dalam pengambilan keputusan. The determination of the number of members of the Board of Directors takes into account the conditions of the Public Company and the effectiveness of decision-making.	Jumlah Direksi sebanyak 15 orang telah disesuaikan dengan perkembangan usaha Perseroan sampai dengan saat ini. The total number of members on the Board of Directors is 15. This figure has been adjusted to reflect the Company's current business development.
	5.2	Penentuan komposisi anggota Direksi memperhatikan, keberagaman keahlian, pengetahuan, dan pengalaman yang dibutuhkan. The determination of the composition of the members of the Board of Directors takes into account the diversity of the required skills, knowledge, and experience.	Masing-masing anggota Direksi memiliki latar belakang pendidikan dan pengalaman yang berbeda-beda, sesuai dengan tugas dan tanggung jawab yang diemban. Each member of the Board of Directors has a different background of education and experience, in line with their respective duties and responsibilities.
	5.3	Anggota Direksi yang membawahi bidang akuntansi atau keuangan memiliki keahlian dan/atau pengetahuan di bidang akuntansi. Members of the Board of Directors in charge of accounting or finance have expertise and/or knowledge of accounting.	Direktur Keuangan memiliki pengetahuan dan pengalaman di bidang akuntansi, serta memiliki pengalaman yang ekstensif dalam menangani keuangan di berbagai perusahaan. The Finance Director has knowledge and experience in accounting and extensive experience managing finance for a variety of companies.
Prinsip 6: Meningkatkan Kualitas Pelaksanaan Tugas dan Tanggung Jawab Direksi Principle 6: Improving the Quality of Implementation of Duties and Responsibilities of the Board of Directors	6.1	Direksi mempunyai kebijakan penilaian sendiri *(self-assessment)* untuk menilai kinerja Direksi. The Board of Directors has a self-assessment policy to assess its performance.	Direksi belum memiliki kebijakan penilaian kinerja sendiri sebab proses tersebut masih menjadi tugas dan tanggung jawab Dewan Komisaris. The Board of Directors does not have a self-assessment policy, as the process is still part of the Board of Commissioners' duty and responsibility.
	6.2	Kebijakan penilaian sendiri (*self-assessment*) untuk menilai kinerja Direksi diungkapkan melalui laporan tahunan Perusahaan Terbuka. The self-assessment policy to assess the performance of the Board of Directors is disclosed in the annual report of the Public Company.	Meskipun belum memiliki kebijakan penilaian kinerja sendiri, namun Laporan Tahunan ini telah memuat penilaian kinerja Direksi yang dilakukan oleh Dewan Komisaris. Although the self-assessment policy to assess its performance is still unavailable, this Annual Report has disclosed the Board of Directors' performance assessment conducted by the Board of Commissioners.
	6.3	Direksi mempunyai kebijakan terkait pengunduran diri anggota Direksi apabila terlibat dalam kejahatan keuangan. The Board of Directors has a policy related to the resignation of members of the Board of Directors if they are involved in a financial crime.	Belum terdapat kebijakan yang secara spesifik mengatur pengunduran diri anggota Direksi apabila terlibat kejahatan keuangan. Namun, Perseroan memiliki kebijakan terkait pengunduran diri dan pemberhentian Direksi apabila melanggar ketentuan jabatan. There is no specific policy regulating the Board of Directors member resignation policy if involved in financial crimes. However, the Company has a policy related to Board of Directors resignation and dismissal for violating the position rules.

Prinsip Principle	**Rekomendasi** Recommendations		**Pelaksanaan di Perusahaan** Implementation in the Company
	No.	**Perihal** Subject	
Aspek 4: Partisipasi Pemangku Kepentingan Aspect 4: Participation of Stakeholders			
Prinsip 7: Meningkatkan Aspek Tata Kelola Perusahaan melalui Partisipasi Pemangku Kepentingan Principle 7: Improving the Aspect of Corporate Governance through Stakeholder Participation	7.1	Perusahaan Terbuka memiliki kebijakan untuk mencegah terjadinya *insider trading*. The Public Company establishes a policy to prevent the occurrence of insider trading.	Kebijakan pencegahan *insider trading* belum diatur secara spesifik di Perseroan. Namun, Perseroan mengadopsi sepenuhnya peraturan regulator terkait hal tersebut. The Company's insider trading prevention policy has not been specifically regulated. However, the Company fully adopts the prevailing regulations with regard to this issue.
	7.2	Perusahaan Terbuka memiliki kebijakan anti korupsi dan anti *fraud*. The Public Company establishes anti-corruption and anti-fraud policies.	Perseroan sedang mempertimbangkan untuk menyusun kebijakan khusus terkait korupsi dan anti *fraud*. Namun demikian, Perseroan memiliki Nilai-nilai Perusahaan dan Kode Etik yang mengatur perilaku setiap insan Perseroan agar bertindak profesional, jujur, dan etis dalam semua aspek bisnis. The Company is considering drafting specific policies related to corruption and anti-fraud. However, the Company has Corporate Values and Code of Conducts that govern the behavior of every employee and require them to act professionally, honestly, and ethically in all business aspects.
	7.3	Perusahaan Terbuka memiliki kebijakan tentang seleksi dan peningkatan kemampuan pemasok atau vendor. The Public Company establishes a policy on the selection and capability improvement of suppliers or vendors.	Perseroan saat ini sudah memiliki kebijakan tentang seleksi pemasok atau vendor, termasuk peningkatan kemampuan pemasok atau vendor melalui proses evaluasi kinerja. The Company already has vendor or supplier selection policies in place, including capacity development through the performance evaluation process.
	7.4	Perusahaan Terbuka memiliki kebijakan tentang pemenuhan hak-hak kreditur. The Public Company establishes a policy on the fulfillment of creditor rights.	Secara bertanggung jawab, Perseroan melaksanakan dan memenuhi ketentuan yang diatur dalam setiap pemberian kredit oleh kreditur. In a responsible manner, the Company implements and fulfills the provisions stipulated in each credit grant by the creditor.
	7.5	Perusahaan Terbuka memiliki kebijakan sistem *whistleblowing*. The Public Company establishes a policy on the whistleblowing system.	Perseroan telah memiliki *whistleblowing system*. The Company already has a whistleblowing system.
	7.6	Perusahaan Terbuka memiliki kebijakan pemberian insentif jangka panjang kepada Direksi dan karyawan. The Public Company establishes a policy on the provision of long-term incentives to the Board of Directors and employees.	Perseroan masih mempertimbangkan pemberian insentif jangka panjang bagi Direksi dan karyawan. The Company is still considering providing long-term incentives to the Board of Directors and employees.

Prinsip Principle	**Rekomendasi** Recommendations		**Pelaksanaan di Perusahaan** Implementation in the Company
	No.	**Perihal** Subject	
Aspek 5: Keterbukaan Informasi Aspect 5: Disclosure of Information			
Prinsip 8: Meningkatkan Pelaksanaan Keterbukaan Informasi Principle 8: Improving the Implementation of Disclosure of Information	8.1	Perusahaan Terbuka memanfaatkan penggunaan teknologi informasi secara lebih luas selain situs web sebagai media keterbukaan informasi. The Public Company utilizes information technology in addition to the website as a medium for disclosing information.	Selain situs web, keterbukaan informasi Perseroan juga dilaksanakan melalui kanal sosial media, seperti Instagram, Facebook, LinkedIn, Youtube, dan Twitter. In addition to its website, the Company's information disclosure is also carried out through social media channels, such as Instagram, Facebook, LinkedIn, Youtube, and Twitter.
	8.2	Laporan Tahunan Perusahaan Terbuka mengungkapkan pemilik manfaat akhir dalam kepemilikan saham Perusahaan Terbuka paling sedikit 5% (lima persen), selain pengungkapan pemilik manfaat akhir dalam kepemilikan saham Perusahaan Terbuka melalui pemegang saham utama dan pengendali. The Annual Report of the Public Company discloses the ultimate beneficiaries in the Public Company's share ownership of at least 5% (five percent), in addition to the disclosure of the ultimate beneficiaries in the Public Company's share ownership through the major and controlling shareholder.	Pemilik manfaat akhir dalam struktur kepemilikan saham Perseroan telah diungkapkan dalam bab Profil Perusahaan dalam Laporan Tahunan ini. The ultimate beneficial owner in the structure of share ownership of the Company has been disclosed in the Company Profile chapter of this Annual Report.

Chandra Asri





06

SUMBER DAYA MANUSIA

Human Resources

PENGELOLAAN SUMBER DAYA MANUSIA

MANAGEMENT OF HUMAN RESOURCES

PT Chandra Asri Pacific Tbk ("Chandra Asri Group", "Perseroan") mengelola dan mengembangkan Sumber Daya Manusia (SDM) bertujuan agar memiliki SDM unggul, sehingga dapat menjadi bagian penting dari pengembangan kegiatan usaha Chandra Asri Group. Termasuk, dalam pencapaian target usaha maupun visi dan misi Perseroan.

Karena itu, Perseroan melakukannya secara sistematis sejak dari rekrutmen hingga pengembangan karier. Chandra Asri Group menilai bahwa SDM merupakan aset yang sangat penting dalam mendukung kinerja Perseroan, baik dalam jangka pendek maupun panjang.

Dalam rangka mewujudkan SDM yang unggul tersebut, Chandra Asri Group senantiasa mengutamakan pelatihan dan pengembangan kompetensi bagi karyawan dengan mengacu pada "*Competency Framework*". Kerangka pengembangan ini mencakup kompetensi teknikal maupun non-teknikal, termasuk sistem pembelajaran sebagai panduan pengembangan kompetensi SDM.

Pada prinsipnya, pengembangan SDM yang diterapkan Perseroan berbasis pada kompetensi yang terdiri dari kompetensi kepemimpinan (*leadership*) dan fungsional/teknikal (*functional/technical*). Chandra Asri Group juga mendesain pendidikan dan pelatihan sesuai kebutuhan karyawan agar tepat sasaran. Hal ini dilakukan agar kegiatan tersebut mendukung rencana kerja Perseroan secara keseluruhan.

Chandra Asri Group berpegang pada prinsip bahwa kegiatan usaha harus tumbuh dan berkembang bersama SDM. Komitmen ini diwujudkan melalui *Employee Value Proposition* (EVP); rangkaian manfaat dan nilai yang ditawarkan oleh Perseroan kepada karyawan dan calon karyawan terkait pengembangan diri, kultur, penghargaan, pengakuan (*recognition*), dan apresiasi yang membedakan Perseroan dengan perusahaan lainnya.

EVP hadir untuk menegaskan komitmen Perseroan yang memosisikan karyawan sebagai investasi terbaik. Pada akhirnya, hal ini diharapkan dapat meningkatkan keunggulan kompetitif Perseroan di lingkungan industri yang terus berkembang pesat.

PT Chandra Asri Pacific Tbk ("Chandra Asri Group" or "the Company") manages and develops its Human Resources (HR) with the goal of building a highly capable people that plays a vital role in the Company's growth. This includes contributing to the achievement of business targets as well as the Company's vision and mission.

To achieve this, the Company takes a systematic approach, from recruitment to career development. Chandra Asri Group recognizes that HR is a crucial asset in supporting the Company's performance, both in the short and long term.

In its pursuit of excellence in human resources, Chandra Asri Group prioritizes employee training and competency development, guided by the "Competency Framework". This framework encompasses both technical and non-technical competencies and includes a structured learning system to enhance HR capabilities.

Fundamentally, the Company's HR development strategy is based on competencies, which consist of leadership and functional/technical skills. Chandra Asri Group also designs education and training programs tailored to employees' needs to ensure their effectiveness. These initiatives are aligned with the Company's overall work plan to enhance performance.

Chandra Asri Group upholds the principle that business growth must go hand in hand with human resource development. This commitment is reflected in the Employee Value Proposition (EVP) a set of benefits and values the Company offers to employees and prospective employees in terms of self-development, corporate culture, rewards, recognition, and appreciation, which set the Company apart from others.

The EVP reinforces the Company's commitment to positioning employees as its most valuable investment. Ultimately, this approach is expected to strengthen the Company's competitive advantage in a rapidly evolving industrial landscape.

PRINSIP PENGELOLAAN SUMBER DAYA MANUSIA

HUMAN RESOURCES MANAGEMENT PRINCIPLES

Pengelolaan SDM di lingkungan Chandra Asri Group mengacu pada prinsip-prinsip yang diuraikan melalui tabel di bawah ini.

Human resource management within Chandra Asri Group is guided by the following principles, as outlined in the table below:

No.	Prinsip Principle	Realisasi Realization
1	Perencanaan SDM yang Terarah dan Terkendali Focused and Controlled HR Planning	Perencanaan kuantitas dan kualitas SDM, serta penetapan tugas dan tanggung jawab masing-masing jabatan disesuaikan dengan kebutuhan masing-masing unit kerja yang ada saat ini, serta pengembangan usaha yang dilakukan Perseroan. The Company plans the quantity and quality of its human resources while defining the duties and responsibilities of each position based on the needs of each work unit and the Company's business development.
2	Rekrutmen yang Adil dan Setara Fair and Equal HR Recruitment	Perseroan memiliki komitmen bahwa setiap karyawan direkrut sesuai dengan pengetahuan, kemampuan, dan keterampilannya dalam memenuhi tugas dan tanggung jawabnya. Karena itu, tidak ada tindakan diskriminasi dalam rekrutmen SDM Perseroan, baik terhadap jenis kelamin, suku, agama, ras, maupun golongan politik. The Company is committed to recruiting employees based on their knowledge, abilities, and skills relevant to their roles and responsibilities. Therefore, the Company ensures a non-discriminatory recruitment process, regardless of gender, ethnicity, religion, race, or political affiliation.
3	Pengembangan Kompetensi dan Pengembangan Karier yang Sesuai Competence Development and Appropriate Career Development	Setiap karyawan berhak mendapatkan pendidikan dan pelatihan yang diperlukan dalam berkarier di Perseroan. Hal ini merupakan bentuk dukungan Perseroan bagi karyawan dalam mencapai target individu yang ditetapkan sehingga dapat terus mengembangkan kariernya di Perseroan sesuai dengan peningkatan kompetensi yang dimiliki. Every employee has the right to receive the necessary education and training to advance their career within the Company. This reflects the Company's support in helping employees achieve their individual targets, enabling continuous career growth in line with their competency development.
4	Penilaian Kinerja yang Jujur dan Adil Honest and Fair Performance Assessment	Evaluasi kinerja oleh atasan dilakukan secara wajar, jujur, dan adil. Setiap orang dinilai berdasarkan kompetensi, kinerja, dan akuntabilitas masing-masing. Performance evaluations by superiors are conducted properly, honestly, and objectively. Each employee is assessed based on their competencies, performance, and accountability.
5	Pemenuhan Kesejahteraan Ekonomi dan Sosial Fulfillment of Economic and Social Welfare	Wujud penghargaan Perseroan terhadap setiap usaha karyawan, terutama diwujudkan dalam bentuk pemberian remunerasi yang layak serta sesuai dengan standar remunerasi industri terkait dan peraturan perundang-undangan di bidang ketenagakerjaan. Perseroan juga menghargai kebebasan berserikat dan berkumpul untuk menyampaikan aspirasi kepada Manajemen. The Company recognizes employees' contributions by providing fair remuneration aligned with industry remuneration standards and applicable labor law and regulations. Additionally, the Company respects employee's freedom to associate and assemble to voice their aspirations to Management.

STRUKTUR PENGELOLAAN SUMBER DAYA MANUSIA

HUMAN RESOURCE MANAGEMENT STRUCTURE

Pengelolaan SDM dijalankan oleh Direktorat Human Resources (HR) yang dipimpin Direktur SDM & Urusan Korporat. Direktorat ini membawahi 2 (dua) General Manager (GM): GM HR Services & Employee Relations dan GM HR Strategy Management.

Divisi HR Services & Employee Relations merupakan bagian personalia dan hubungan industrial, sedangkan Divisi HR Strategy Management bertanggung jawab untuk proses rekrutmen, pelatihan, manajemen talenta, manajemen organisasi, kompensasi, manajemen kinerja, manajemen budaya, dan manajemen sistem HR.

Perseroan juga telah menunjuk HR Business Partner (HRBP) yang berada di kantor pusat maupun di pabrik Perseroan untuk menyelaraskan kebutuhan bisnis dengan pekerja dan lini manajemen dari unit-unit bisnis. HRBP juga memiliki tugas untuk memformulasikan kemitraan dengan seluruh fungsi HR dalam rangka melayani serta memberikan nilai tambah kepada manajemen dan pekerja, sekaligus menjawab kebutuhan bisnis dan organisasi.

HR management is overseen by the Human Resources (HR) Directorate, led by the Director of HR & Corporate Affairs. This directorate supervises two General Managers (GM): GM HR Services & Employee Relations and GM HR Strategy Management.

The HR Services & Employee Relations Division handles personnel and industrial relations, while the HR Strategy Management Division is responsible for recruitment, training, talent management, organizational management, compensation, performance management, culture management, and HR system management.

The Company has also appointed HR Business Partners (HRBP) at its head office and plants to align business needs with employees and management lines of business units. HRBP is also responsible for establishing partnerships across all HR functions to provide services and add value to both management and employees while addressing business and organizational needs.

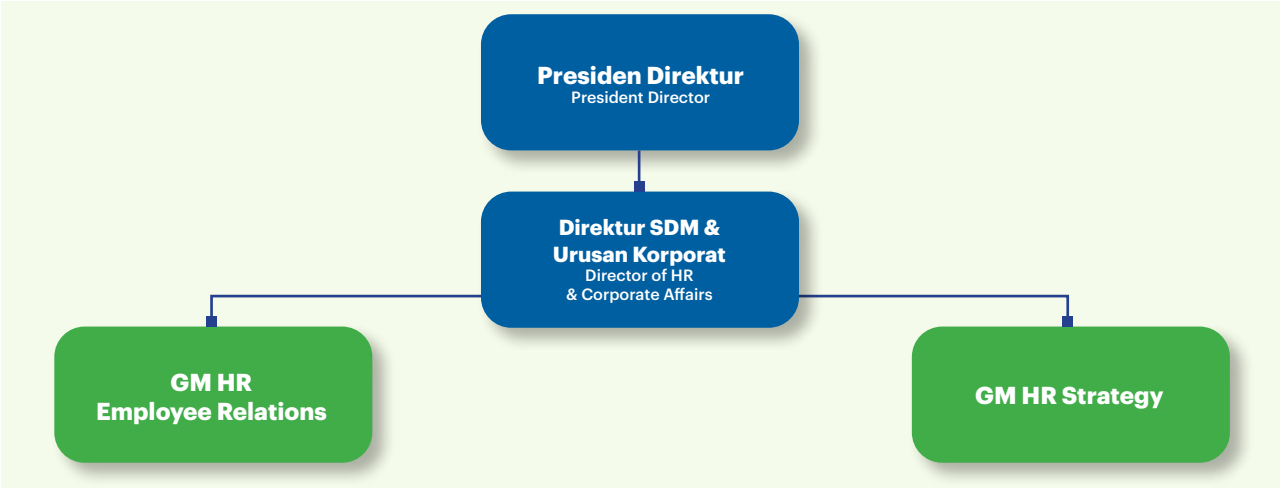



REKRUTMEN SUMBER DAYA MANUSIA

HUMAN RESOURCES RECRUITMENT

Kebijakan Chandra Asri Group dalam melakukan rekrutmen dapat dipastikan tidak ada diskriminasi. Perseroan tidak memandang perbedaan jenis kelamin, suku, agama, ras, maupun golongan dan politik. Pada tahun buku 2024, Perseroan telah merekrut 229 karyawan baru.

Perseroan telah memiliki ketentuan dalam proses rekrutmen, yang diawali oleh kajian berkala tentang kebutuhan SDM pada unit-unit organisasi. Dari hasil kajian tersebut, jika ternyata ada kebutuhan penambahan SDM, selanjutnya direalisasikan oleh Divisi Human Resources.

Pola rekrutmen dilakukan melalui 2 (dua) pendekatan. Pertama, rekrutmen internal untuk membuka kesempatan dan memfasilitasi pengembangan karier karyawan. Kedua, rekrutmen eksternal. Rekrutmen eksternal umumnya turut melibatkan perangkat daerah, yakni kerja sama dengan Dinas Tenaga Kerja Pemda untuk mendapatkan tenaga kerja lokal.

Chandra Asri Group's recruitment policy is strictly non-discriminatory. The Company ensures that recruitment decisions are made without bias based on gender, ethnicity, religion, race, or political affiliation. In the 2024 financial year, the Company recruited 229 new employees. The Company follows a structured recruitment process,

beginning with a periodic assessment of HR needs within organizational units. If the assessment identifies a need for additional personnel, the Human Resources Division initiates the recruitment process accordingly.

Recruitment is conducted through two approaches. First, internal recruitment, which provides employees with opportunities for career growth within the Company. Second, external recruitment, which often involves collaboration with regional authorities, particularly the Regional Government Manpower Office, to hire local talent.

Selain itu, diadakan pula rekrutmen secara terbuka melalui iklan lowongan kerja yang menggunakan beragam saluran komunikasi seperti: *website* Perseroan, LinkedIn, JobStreet, referensi internal, serta lembaga penyedia tenaga kerja lainnya.

Selanjutnya, kandidat yang masuk daftar calon karyawan akan melalui proses seleksi. Dalam proses ini, perhatian utama Perseroan adalah kesesuaian kebutuhan organisasi dengan keterampilan, kemampuan serta pengalaman calon karyawan untuk melaksanakan tugas sesuai dengan tuntutan pekerjaan.

Additionally, the Company conducts open recruitment through job advertisements across multiple communication channels, including the Company's website, LinkedIn, JobStreet, internal references, and other employment-related institutions.

Candidates shortlisted for prospective employment undergo a rigorous selection process. The primary focus during selection is ensuring alignment between the organization's needs and the candidates' skills, abilities, and experience to fulfill job requirements effectively and perform tasks in accordance with the job demands.

PROFIL SUMBER DAYA MANUSIA

Hingga akhir tahun buku 2024, jumlah karyawan Chandra Asri Group mencapai 2.384 orang. Angka ini merupakan jumlah karyawan Chandra Asri Group beserta anak usaha yang dimiliki secara mayoritas dan merupakan anak usaha hingga dua (2) tingkat di bawah Grup.

Informasi selengkapnya terkait komposisi SDM Perseroan diuraikan secara lengkap pada bab "Profil Perusahaan" yang terdapat dalam Laporan Tahunan ini.

HUMAN RESOURCES PROFILE

By the end of the 2024 financial year, the total number of employees at Chandra Asri Group reached 2,384. This number represents the amount of employees of Chandra Asri Group and its majority-owned subsidiaries for up to two (2) levels below the Group.

More detailed information on the composition of the Company's HR can be found in the "Company Profile" chapter of this Annual Report.

TINGKAT *TURNOVER* KARYAWAN

Pada tahun 2024, tingkat *turnover* karyawan Perseroan sebesar 3,57%.

EMPLOYEE TURNOVER RATE

In 2024, the Company's employee turnover rate was 3.57%.

Tingkat *Turnover*
Turnover Rate

Uraian Description	Satuan Unit	2024	2023	2022
Tenaga Kerja Baru New Employee	Orang People	229	181	174
Jumlah Karyawan Mengundurkan Diri Number of Employees Resigned	Orang People	85	102	83
Jumlah Karyawan Total Employees	Orang People	2.384	2.326	2.103
Tingkat *Turnover* Turnover Rate	%	3,57	4,39	3,95

Perseroan menerapkan sejumlah inisiatif sebagai upaya merespon *turnover,* diantaranya adalah kebijakan promosi/ progresi karier, program *First Home Ownership Program* (FHOP), dan program suksesi yang jelas. Seiring dengan perkembangan bisnis perusahaan yang semakin meluas, tersedia pula peluang bagi karyawan Perseroan untuk berkarir di lini bisnis lain (*talent mobility*).

The Company implemented several initiatives to respond to turnover, including the promotion and career progression policy, the First Home Ownership Program (FHOP), and a structured succession program. Additionally, as the Company continues to expand its business, employees have increasing opportunities to advance their careers within different business lines (talent mobility).

PELATIHAN DAN PENGEMBANGAN KOMPETENSI SUMBER DAYA MANUSIA

HUMAN RESOURCES MANAGEMENT COMPETENCE TRAINING AND DEVELOPMENT

Program pengembangan kompetensi di lingkungan Chandra Asri Group mengacu pada *Annual Learning* & *Development Plan* (ALDP) di setiap organisasi Perseroan. ALDP tersebut telah ditinjau pada akhir tahun 2023 di lingkungan organisasi, yang kemudian direalisasikan pada tahun 2024.

Metode yang diterapkan dalam pengembangan kompetensi bervariasi, salah satunya adalah pendekatan 70:20:10. Uraiannya: prinsip 70 berfokus pada pembelajaran langsung atau *on the job training*, prinsip 20 menekankan pada *coaching/mentoring*, sedangkan prinsip 10 adalah pelatihan di kelas atau pembelajaran mandiri.

Untuk mendukung komitmen pengembangan SDM berkualitas, pada tahun 2024 Perseroan mengalokasikan anggaran sekitar USD1.169.449. Anggaran tersebut disusun dengan memperhatikan prioritas dalam kebutuhan pengembangan (*training*). Rincian pelaksanaan pengembangan kompetensi karyawan diuraikan pada bab "Profil Perusahaan" yang terdapat dalam Laporan Tahunan ini.

The Chandra Asri Group competency development program follows the Annual Learning & Development Plan (ALDP), which is implemented across all organizational units. The ALDP was reviewed at the end of 2023 within the organization and subsequently executed in 2024.

The methods applied in competency development vary, one of which is the 70:20:10 approach. In this approach, 70% focuses on direct learning or on-the-job training, 20% emphasizes coaching and mentoring, while 10% involves in-class training or independent learning.

To reinforce its commitment to developing a high-quality human resource, the Company allocated a budget of approximately USD1,169,449 in 2024. This budget was determined based on priority development needs (training programs). Details of the employee competency development initiatives are provided in the "Company Profile" chapter of this Annual Report.

MANAJEMEN KINERJA SUMBER DAYA MANUSIA

HUMAN RESOURCE PERFORMANCE MANAGEMENT

Chandra Asri Group telah memiliki Manajemen Kinerja SDM sebagai alat ukur kinerja bahwa SDM telah melaksanakan pekerjaannya secara konsisten serta sesuai tugas dan fungsi utamanya. Manajemen Kinerja tersebut berbasis pada pencapaian *Key Performance Indicator* (KPI) dan nilai iSTAR.

Penetapan KPI dilakukan secara terstruktur, yang diturunkan mulai dari KPI Korporat, Direktorat, Divisi, Departemen, dan Seksi, serta mulai dari individu di tingkat manajer hingga staf. Perseroan juga telah menyusun "KPI Library" berdasarkan proses kerja di masing-masing area untuk memastikan kualitas dan standar kinerja yang lebih tepat sasaran.

Selain itu, Perseroan menggunakan iSTAR yang merupakan "Nilai Perseroan" untuk menjadi acuan perilaku karyawan dalam bekerja. Penilaian pada iSTAR dilakukan dengan metode 360 derajat, bukan hanya dari atasan, juga dari rekan kerja dan bawahan (jika ada).

Hasil penilaian terhadap pencapaian KPI dan nilai iSTAR menjadi dasar pemberian umpan balik dan pembinaan rutin karyawan untuk meningkatkan produktivitas. Hasil penilaian tersebut juga digunakan sebagai salah satu dasar pemberian penghargaan dan kompensasi serta pengembangan karier.

Chandra Asri Group implements Human Resource Performance Management as a tool to measure and ensure that HR functions are carried out consistently and in alignment with main duties and functions. Performance management is based on the achievement of Key Performance Indicators (KPI) and iSTAR values.

KPI setting is determined in a structured manner, cascading from the Corporate level down to Directorate, Division, Department, and Section levels, and further to individual employees from managerial positions to staff. The Company has also developed a KPI library based on work processes in each area to ensure a better targeted quality and performance standards.

Furthermore, the Company uses iSTAR, which is the "Company Values," as a reference for employees' behavior at work. The iSTAR assessment is conducted using a 360-degree method, which includes feedback from superiors, colleagues, and subordinates (if any).

The result from the evaluation of KPIs and iSTAR value achievement becomes the basis for providing regular feedback and coaching to employees in order to increase productivity. The assessment results are also used to determine awarding and compensation, as well as career development opportunities.

PENGHARGAAN DAN KOMPENSASI
REWARDS AND COMPENSATION

Chandra Asri Group telah memiliki mekanisme dalam memberikan penghargaan dan kompensasi yang bertujuan untuk meningkatkan motivasi dan loyalitas karyawan, melalui penilaian yang transparan dan adil. Program tersebut terbagi menjadi *reward monetary* dan *non-monetary*, serta kombinasi dari keduanya. Sementara kompensasi diberikan dalam bentuk kenaikan gaji atau bonus kinerja.

Perseroan menjaga agar tingkat kesesuaian penghargaan dan kompensasi tetap menarik dengan cara melakukan perbandingan (*benchmarking*) secara berkala di lingkungan industri kimia dan infrastruktur. Beberapa unsur yang menjadi pertimbangan dalam perbandingan tersebut, antara lain persyaratan, jenis, dan besaran kompensasi yang diberikan.

Hasil perbandingan tersebut ditindaklanjuti oleh analisis di internal Perseroan untuk dilakukan penyesuaian bila dibutuhkan. Sementara itu, evaluasi remunerasi dilaksanakan melalui Survei Total Remunerasi Tahunan (*Annual Total Remuneration Survey*/TRS) yang dilaksanakan oleh konsultan SDM Mercer. Hingga saat ini, Perseroan berhasil mempertahankan daya saing besaran penghargaan dan kompensasi yang menarik bagi karyawan, jika dibandingkan dengan perusahaan sejenis di tingkat nasional.

Chandra Asri Group has established a transparent and fair system for rewards and compensation, designed to enhance employee motivation and loyalty. The program includes monetary rewards, non-monetary rewards, and a combination of both. Compensation is provided in the form of salary increases and performance-based bonuses.

To ensure the competitiveness and attractiveness of its reward and compensation structure, the Company conducts regular benchmarking within the chemical and infrastructure industries. This benchmarking considers factors such as requirements, types, and compensation levels.

The results of these comparisons are further analyzed internally, allowing the Company to make necessary adjustments. Additionally, remuneration evaluations are carried out through the Annual Total Remuneration Survey (TRS), conducted by HR consultant Mercer. To date, the Company has managed to maintain the competitiveness of its rewards and offer attractive compensation for employees, ensuring its position remains strong among similar companies at the national level.

PENGEMBANGAN KARIER SUMBER DAYA MANUSIA

HUMAN RESOURCES CAREER DEVELOPMENT

Chandra Asri Group mendukung setiap karyawan untuk mengembangkan dan meningkatkan kariernya. Melalui Sistem Manajemen Karier, karyawan dapat mulai menentukan arah karier yang diinginkan dan mengidentifikasi program pengembangan diri yang diperlukan untuk mewujudkannya. Pengembangan karier dapat dilakukan secara vertikal, yakni melalui promosi jabatan, ataupun secara horizontal, yakni melalui mutasi pada bidang tertentu dengan tingkat jabatan yang setara.

Hingga 31 Desember 2024, total karyawan yang mendapatkan promosi jabatan sebanyak 83 orang dan progresi sebanyak 249 orang. Sedangkan, jumlah karyawan yang dimutasi/dirotasi pada level jabatan yang sama sebanyak 484 orang.

Chandra Asri Group is committed to supporting every employee in developing and advancing their careers. Through the Career Management System, employees can define their desired career direction and identify the self-development programs needed to achieve their goals. Career development opportunities are available vertically, through job promotions, and horizontally, through transfers to different fields at an equivalent job level.

As of 31 December 2024, a total of 83 employees received job promotions, while 249 employees progressed within their roles. Additionally, 484 employees were transferred or rotated to different positions at the same job level.

REMUNERASI DAN KESEJAHTERAAN SUMBER DAYA MANUSIA

HUMAN RESOURCES REMUNERATION AND WELFARE

Penerapan sistem remunerasi di lingkungan Chandra Asri Group dilakukan secara transparan dan adil sesuai penilaian kinerja dan peraturan perundang-undangan yang berlaku. Pemberian remunerasi dilaksanakan sesuai dengan Perjanjian Kerja Bersama (PKB) yang antara lain mengatur tentang kesejahteraan karyawan, insentif kerja, upah lembur, dana pensiun, tunjangan kesehatan, tunjangan kinerja tahunan, dan liburan bonus.

PKB tersebut selalu dievaluasi secara berkala untuk disesuaikan dengan perubahan peraturan perundang-undangan dan perkembangan industri di Indonesia.

Uraian terkait remunerasi dan manfaat lainnya bagi karyawan, baik tetap maupun tidak tetap adalah sebagai berikut:

The remuneration system at Chandra Asri Group is implemented transparently and fairly, in alignment with performance evaluations and applicable laws and regulations. Remuneration is provided in accordance with the Joint Working Agreement (PKB), which governs various aspects of employee welfare, including work incentives, overtime wages, pension funds, health benefits, annual performance benefits, and holiday bonuses.

The PKB is periodically evaluated to ensure compliance with legal and regulatory changes and to align with industry developments in Indonesia.

A detailed breakdown of remuneration and other employee benefits, covering both permanent and non-permanent employees, is provided below:

Hak Karyawan Employees' Rights	**Karyawan Tetap** Permanent Employees	**Karyawan Tidak Tetap** Non-Permanent Employees
Kompensasi (Remunerasi) Compensation (Remuneration)		
Gaji, Tunjangan, Lembur dan THR Salaries, Allowances, Overtime and Festive Allowances	✓	✓
Bonus Bonus	✓	✓
Manfaat - Fasilitas Kerja Benefits - Work Facilities	✓	✓
Pakaian Dinas dan Sepatu Kerja Official Clothing and Work Shoes	✓	✓
Fasilitas Perjalanan Dinas Official Travel Facility	✓	✓
Transportasi dan Komunikasi Transportation and Communication	✓	✓ (Hanya transportasi) (Transportation only)
Program Kepemilikan Rumah Pertama First House Loan Program	✓	-
Manfaat - Perlindungan Kerja Benefits - Work Protection		
Lingkungan Kerja: Penerapan K3 dan Kesempatan Berserikat Work Environment: OHS Implementation and Freedom to Associate	✓	✓
Perlindungan Hukum Legal Protection	✓	✓
BPJS Ketenagakerjaan BPJS Manpower	✓	✓
BPJS Kesehatan BPJS Health	✓	✓
Fasilitas Kesehatan Lainnya Other Health Facilities	✓	✓
Fasilitas Asuransi Jiwa Lainnya Other Life Insurance Facilities	✓	✓
Program Pensiun Pension Program	✓	✓
Manfaat - Penghargaan Benefits - Rewards		
Peluang Karier: Formasi, Promosi, Progresi Mutasi, Pengembangan dan Pelatihan, Beasiswa Pihak Ketiga Career Opportunities: Formation, Promotion, Mutation Progression, Development and Training, Third Party Scholarship	✓	✓ (Hanya Pelatihan) (Training only)
Penghargaan Rewards		
Masa Kerja Years of Service	✓	-
Prestasi Achievement	✓	✓
Loyalitas, Inovasi Kerja Loyalty, Innovations	✓	✓ (Hanya atas inovasi) (Only on innovations)

Hak Karyawan Employees' Rights	**Karyawan Tetap** Permanent Employees	**Karyawan Tidak Tetap** Non-Permanent Employees
Karyawan yang Menyelamatkan Perseroan dari Bahaya Kecelakaan Employees Rescuing the Company from Accident Hazards	✓	✓
Rekreasi, Olahraga, Kesenian Recreation, Sports, Arts	✓	✓
Cuti Karyawan, Cuti Sakit, Cuti Alasan Penting Employees Leave, Sick Leave, Emergency Leave	✓	✓
Cuti Hamil, Cuti Keagamaan, dan Istirahat Panjang Maternity Leave, Religious Leave and Long Leave	✓	-
Beasiswa kepada Anak Karyawan yang Berprestasi Scholarships for Children of Outstanding Employees	✓	-

HUBUNGAN INDUSTRIAL
INDUSTRIAL RELATIONS

Chandra Asri Group berupaya menjalin komunikasi 2 (dua) arah yang kondusif dengan karyawan. Upaya ini dilakukan sebagai wujud kepatuhan terhadap ketentuan dalam Undang-Undang No. 13 tahun 2003 tentang Ketenagakerjaan maupun peraturan perundang-undangan lain yang relevan.

Chandra Asri Group is committed to fostering effective two-way communication with employees. This initiative aligns with Law No. 13 of 2003 concerning Manpower and other relevant laws and regulations.

Perseroan telah memiliki serikat pekerja yang bernama Serikat Pekerja Kimia, Energi, Pertambangan, Minyak, Gas Bumi dan Umum (SP KEP) Pimpinan Unit Kerja (PUK) PT Chandra Asri Pacific Tbk, atau yang disingkat SPKEP PUK PT CAP, yang berdiri sejak tahun 2001. Perseroan dan Serikat Pekerja telah mengatur dan merumuskan Perjanjian Kerja Bersama (PKB) agar kedua belah pihak dapat menjalankan tugas dan tanggung jawab secara bersama-sama dalam batasan yang disepakati.

The Company has a labor union known as the Chemical, Energy, Mining, Oil, Natural Gas, and General Trade Union (SP KEP) of the Head of Work Unit (PUK) of PT Chandra Asri Pacific Tbk (abbreviated as SPKEP PUK PT CAP), which was established in 2001. The Company and the Trade Union have developed and formulated a Collective Labor Agreement (PKB) to ensure that both parties are able to perform their respective duties and responsibilities within the agreed framework.

Hingga tahun 2024, terdapat 1 (satu) pengaduan terkait dengan masalah ketenagakerjaan di Perseroan dan sudah ditindaklanjuti.

As of 2024, the Company recorded one labor-related complaint, which has been fully addressed.

PROGRAM PENSIUN
PENSION PROGRAM

Chandra Asri Group mengupayakan kesejahteraan karyawan sejak bergabung dalam Perseroan hingga memasuki masa pensiun. Untuk itu, Perseroan memiliki Program Dana Pensiun yang bekerja sama dengan pihak ketiga.

Chandra Asri Group is dedicated to ensuring employee welfare, from the moment they join the Company until their retirement. To support this commitment, the Company offers a Pension Fund Program in collaboration with a third party.

Pelaksanaan program pensiun ini menggunakan sistem kontribusi Perseroan dan karyawan. Perseroan memberikan kontribusi 4,57% dan karyawan 2,53% dari upah pokok, dengan maksimum upah pokok ditentukan sebesar Rp5.000.000.

The pension program operates on a contribution-based system, where the Company contributes 4.57% and employees contribute 2.53% of their basic wage, with a maximum basic wage of Rp5,000,000.

Kendati demikian, Perseroan memberikan keleluasaan kepada entitas anak untuk menetapkan sistem pensiun yang sesuai dengan kondisi pada perusahaan tersebut, sepanjang tidak melanggar peraturan perundang-undangan yang berlaku serta memberikan manfaat bagi karyawan.

However, the Company provides flexibility to its subsidiaries to determine a pension system that is appropriate to the conditions of the company, as long as it does not violate applicable laws and regulations and provides benefits to employees.

Sampai dengan akhir tahun 2024, jumlah karyawan yang terdaftar dalam Program Dana Pensiun mencapai 2.090 orang atau 87,67% dari jumlah seluruh karyawan.

As of the end of 2024, the number of employees enrolled in the Pension Fund Program reached 2,090 employees, representing 87,67% of the number of employees.

Chandra Asri



Miftahul Hayat - Jawa Pos



07

TANGGUNG JAWAB SOSIAL PERUSAHAAN

Corporate Social Responsibility

LAPORAN TANGGUNG JAWAB SOSIAL DAN LINGKUNGAN

SOCIAL AND ENVIRONMENTAL RESPONSIBILITY REPORT

Sesuai dengan Surat Edaran Otoritas Jasa Keuangan (SEOJK) No. 16/SEOJK.04/2021 tentang Bentuk dan Isi Laporan Tahunan Emiten atau Perusahaan Publik, PT Chandra Asri Pacific Tbk ("Perseroan") menyampaikan laporan Tanggung Jawab Sosial dan Lingkungan (TJSL) dalam buku terpisah. Laporan TJSL tersebut telah mengacu pada Peraturan OJK (POJK) No. 51/POJK.03/2017 tentang Penerapan Keuangan Berkelanjutan bagi Lembaga Jasa Keuangan, Emiten, dan Perusahaan Publik.

In accordance with the Financial Services Authority Circular Letter (SEOJK) No. 16/SEOJK.04/2021 concerning the Form and Content of Annual Reports of Issuers or Public Companies, PT Chandra Asri Pacific Tbk (the "Company") submits its Social and Environmental Responsibility (CSR) report in a separate book. The CSR report refers to Financial Services Authority Regulation (POJK) No. 51/POJK.03/2017 concerning the Implementation of Sustainable Finance for Financial Services Institutions, Issuers, and Public Companies.



SURAT PERNYATAAN ANGGOTA DIREKSI DAN ANGGOTA DEWAN KOMISARIS TENTANG TANGGUNG JAWAB ATAS LAPORAN TAHUNAN 2024 PT CHANDRA ASRI PACIFIC TBK

Kami yang bertanda tangan di bawah ini menyatakan bahwa semua informasi dalam Laporan Tahunan PT Chandra Asri Pacific Tbk tahun buku 2024 telah dimuat secara lengkap dan bertanggung jawab penuh atas kebenaran isi Laporan Tahunan Perseroan.

Demikian pernyataan ini dibuat dengan sebenarnya.

Jakarta, April 2025

Direksi
Board of Directors



Erwin Ciputra
Presiden Direktur
President Director



Baritono Prajogo Pangestu
Wakil Presiden Direktur Komersial
Commercial Vice President Director



Pholavit Thiebpattama
Wakil Presiden Direktur Operasi
Operation Vice President Director



Andre Khor Kah Hin
Direktur Keuangan
Finance Director



Raymond Budhin
Direktur Polymer Sales
Polymer Sales Director



Jirathpol Sunsap
Direktur Produksi
Manufacturing Director



Fransiskus Ruly Aryawan
Direktur Supply Chain
Supply Chain Director



Suryandi
Direktur SDM dan Urusan Korporasi
Human Resources and Corporate Affairs Director



Sarayuth Vorapruekjaru
Direktur Proyek
Project Director



Petch Niyomsen
Direktur Monomer Intermediaries
Monomer Intermediaries Director



Anawat Chansaksoong
Direktur Strategi dan Pengembangan Bisnis
Strategy and Business Development Director



Suwit Wiwattanawanich
Direktur Proyek, Pemeliharaan dan Teknologi
Projects, Maintenance and Technology Director



Phuping Taweesarp
Direktur ESG dan Keberlanjutan
ESG and Sustainability Director



Boedijono Hadipoespito
Direktur Produksi Hilir
Downstream Production Director



Edi Riva'i
Direktur Legal dan Urusan Eksternal
Legal and External Affairs Director

STATEMENT OF RESPONSIBILITY BY THE BOARD OF DIRECTORS AND BOARD OF COMMISSIONERS FOR THE 2024 ANNUAL REPORT OF PT CHANDRA ASRI PACIFIC TBK

We, the undersigned, hereby declare that all information contained in the 2024 Annual Report of PT Chandra Asri Pacific Tbk has been fully disclosed, and we assume sole responsibility for the accuracy of its contents.

This statement is made truthfully.

Jakarta, April 2025

Dewan Komisaris
Board of Commissioners

Djoko Suyanto
Presiden Komisaris (Komisaris Independen)
President Commissioner (Independent Commissioner)

Tan Ek Kia
Wakil Presiden Komisaris (Komisaris Independen)
Vice President Commissioner (Independent Commissioner)

Ho Hon Cheong
Komisaris (Komisaris Independen)
Commissioner
(Independent Commissioner)

Agus Salim Pangestu
Komisaris
Commissioner

Lim Chong Thian
Komisaris
Commissioner

Sakchai Patiparnpreechavud
Komisaris
Commissioner

Santi Wasanasiri
Komisaris
Commissioner

Bandhit Thamprajamchit
Komisaris
Commissioner

Chantanida Sarigaphuti
Komisaris
Commissioner

Suracha Udomsak
Komisaris
Commissioner

Chandra Asri





08

LAPORAN KEUANGAN KONSOLIDASIAN

Consolidated Financial Statement

Chandra Asri

PT CHANDRA ASRI PACIFIC Tbk
DAN ENTITAS ANAK/*AND ITS SUBSIDIARIES*

LAPORAN KEUANGAN KONSOLIDASIAN/
CONSOLIDATED FINANCIAL STATEMENTS

UNTUK TAHUN-TAHUN YANG BERAKHIR
31 DESEMBER 2024 DAN 2023/
FOR THE YEARS ENDED DECEMBER 31, 2024 AND 2023

DAN LAPORAN AUDITOR INDEPENDEN/
AND INDEPENDENT AUDITOR'S REPORT

	Halaman/ *Page*	
SURAT PERNYATAAN DIREKSI		**DIRECTORS' STATEMENT LETTER**
LAPORAN AUDITOR INDEPENDEN		**INDEPENDENT AUDITOR'S REPORT**
LAPORAN KEUANGAN KONSOLIDASIAN – Untuk tahun-tahun yang berakhir 31 Desember 2024 dan 2023		**CONSOLIDATED FINANCIAL STATEMENTS** – For the years ended December 31, 2024 and 2023
Laporan Posisi Keuangan Konsolidasian	1	Consolidated Statements of Financial Position
Laporan Laba Rugi dan Penghasilan Komprehensif Lain Konsolidasian	3	Consolidated Statements of Profit or Loss and Other Comprehensive Income
Laporan Perubahan Ekuitas Konsolidasian	4	Consolidated Statements of Changes in Equity
Laporan Arus Kas Konsolidasian	5	Consolidated Statements of Cash Flows
Catatan atas Laporan Keuangan Konsolidasian	6	Notes to Consolidated Financial Statements

Chandra Asri

SURAT PERNYATAAN DIREKSI
TENTANG TANGGUNG JAWAB ATAS LAPORAN KEUANGAN KONSOLIDASIAN
31 DESEMBER 2024 DAN
UNTUK TAHUN YANG BERAKHIR 31 DESEMBER 2024
PT CHANDRA ASRI PACIFIC Tbk DAN ENTITAS ANAK

DIRECTORS' STATEMENT LETTER
RELATING TO THE RESPONSIBILITY ON THE CONSOLIDATED FINANCIAL STATEMENTS
DECEMBER 31, 2024 AND
FOR THE YEAR ENDED DECEMBER 31, 2024
PT CHANDRA ASRI PACIFIC Tbk *AND ITS SUBSIDIARIES*

Kami yang bertanda tangan dibawah ini:

1. Nama/*Name* : Erwin Ciputra
   Alamat kantor/*Office address* : Wisma Barito Pacific Tower A, Lantai 7
   Jl. Let. Jend. S. Parman Kav 62-63
   Jakarta 11410
   Alamat domisili sesuai KTP atau kartu identitas lain/ *Domicile as stated in ID Card* : Jl. Syamsurizal No. 13 RT.005 RW. 005
   Menteng - Jakarta Pusat
   Nomor Telepon/*Phone Number* : + 62 21 5307950
   Jabatan/*Position* : Presiden Direktur/*President Director*

2. Nama/*Name* : Andre Khor Kah Hin
   Alamat kantor/*Office address* : Wisma Barito Pacific Tower A, Lantai 7
   Jl. Let. Jend. S. Parman Kav 62-63
   Jakarta 11410
   Alamat domisili sesuai KTP atau kartu identitas lain/ *Domicile as stated in ID Card* : Palm Mansion
   Jl. Lebak Bulus II No. 17D RT. 004 RW. 004, Cilandak
   Nomor Telepon/*Phone Number* : + 62 21 5307950
   Jabatan/*Position* : Direktur/*Director*

menyatakan bahwa:

1. Bertanggung jawab atas penyusunan dan penyajian laporan keuangan konsolidasian.
2. Laporan keuangan konsolidasian telah disusun dan disajikan sesuai dengan Standar Akuntansi Keuangan di Indonesia;
3. a. Semua informasi dalam laporan keuangan konsolidasian telah dimuat secara lengkap dan benar;
   b. Laporan keuangan konsolidasian tidak mengandung informasi atau fakta material yang tidak benar, dan tidak menghilangkan informasi atau fakta material.
4. Bertanggung jawab atas sistem pengendalian internal dalam Perusahaan dan entitas anak.

Demikian pernyataan ini dibuat dengan sebenarnya.

We, the undersigned:

state that:

1. We are responsible for the preparation and presentation of the consolidated financial statements;
2. The consolidated financial statements have been prepared and presented in accordance with Indonesian Financial Accounting Standards;
3. a. All information contained in the consolidated financial statements is complete and correct;
   b. The consolidated financial statements do not contain misleading material information or facts, and do not omit material information and facts.
4. We are responsible for the Company and its subsidiaries' internal control system.

This statement letter is made truthfully.

Jakarta, 14 Maret 2025/*March 14, 2025*

Direktur Utama/
President Director

(Erwin Ciputra)

Direktur/
Director

(Andre Khor Kah Hin)

PT Chandra Asri Pacific Tbk

Head Office
Wisma Barito Pacific Tower A, 7th Fl.
Jl. Let. Jend S. Parman Kav.62 - 63
Jakarta 11410, Indonesia
P | (+62-21) 530 7950
F | (+62-21) 530 8930

Site Office
Chandra Asri Plant, Ciwandan Site
Jl. Raya Anyer Km. 123. Ciwandan, Cilegon.
Banten 42447
P | (+62-254) 601 501
F | (+62-254) 601 838/843

Chandra Asri Plant, Puloampel Site
Desa Mangunreja. Puloampel, Serang.
Banten 42456
P | (+62-254) 575 0080
F | (+62-254) 575 0085

Deloitte.

Liana Ramon Xenia & Rekan
Registered Public Accountants
License No. 432/KM.1/2024
The Plaza Office Tower 32nd Floor
Jl. M.H. Thamrin Kav 28-30
Jakarta 10350
Indonesia

Tel: +62 21 5081 8000
Fax: +62 21 2992 8300
Email: iddttl@deloitte.com
www.deloitte.com/id

Laporan Auditor Independen

No. 00047/2.1460/AU.1/04/1766-3/1/III/2025

Pemegang Saham, Dewan Komisaris dan Direksi

PT Chandra Asri Pacific Tbk

Opini

Kami telah mengaudit laporan keuangan konsolidasian PT Chandra Asri Pacific Tbk dan entitas anak ("Grup"), yang terdiri dari laporan posisi keuangan konsolidasian tanggal 31 Desember 2024, serta laporan laba rugi dan penghasilan komprehensif lain konsolidasian, laporan perubahan ekuitas konsolidasian, dan laporan arus kas konsolidasian untuk tahun yang berakhir pada tanggal tersebut, serta catatan atas laporan keuangan konsolidasian, termasuk informasi kebijakan akuntansi material.

Menurut opini kami, laporan keuangan konsolidasian terlampir menyajikan secara wajar, dalam semua hal yang material, posisi keuangan konsolidasian Grup tanggal 31 Desember 2024, serta kinerja keuangan konsolidasian dan arus kas konsolidasiannya untuk tahun yang berakhir pada tanggal tersebut sesuai dengan Standar Akuntansi Keuangan di Indonesia.

Basis Opini

Kami melaksanakan audit kami berdasarkan Standar Audit yang ditetapkan oleh Institut Akuntan Publik Indonesia. Tanggung jawab kami menurut standar tersebut diuraikan lebih lanjut dalam paragraf Tanggung Jawab Auditor terhadap Audit atas Laporan Keuangan Konsolidasian pada laporan kami. Kami independen terhadap Grup berdasarkan ketentuan etika yang relevan dalam audit kami atas laporan keuangan konsolidasian di Indonesia, dan kami telah memenuhi tanggung jawab etika lainnya berdasarkan ketentuan tersebut. Kami yakin bahwa bukti audit yang telah kami peroleh adalah cukup dan tepat untuk menyediakan suatu basis bagi opini audit kami.

Hal-Hal Audit Utama

Hal-hal audit utama adalah hal-hal yang, menurut pertimbangan profesional kami, merupakan hal yang paling signifikan dalam audit kami atas laporan keuangan konsolidasian periode kini. Hal-hal tersebut disampaikan dalam konteks audit kami atas laporan keuangan konsolidasian secara keseluruhan, dan dalam merumuskan opini kami atas laporan keuangan konsolidasian terkait, kami tidak menyatakan suatu opini terpisah atas hal audit utama tersebut.

Independent Auditor's Report

No. 00047/2.1460/AU.1/04/1766-3/1/III/2025

The Stockholders, Board of Commissioners and Directors

PT Chandra Asri Pacific Tbk

Opinion

We have audited the consolidated financial statements of PT Chandra Asri Pacific Tbk and its subsidiaries (the "Group"), which comprise the consolidated statement of financial position as of December 31, 2024, and the consolidated statement of profit or loss and other comprehensive income, consolidated statement of changes in equity, and consolidated statement of cash flows for the year then ended, and notes to the consolidated financial statements, including material accounting policies information.

In our opinion, the accompanying consolidated financial statements present fairly, in all material respects, the consolidated financial position of the Group as of December 31, 2024, and its consolidated financial performance and its consolidated cash flows for the year then ended in accordance with Indonesian Financial Accounting Standards.

Basis for Opinion

We conducted our audit in accordance with Standards on Auditing established by the Indonesian Institute of Certified Public Accountants. Our responsibilities under those standards are further described in the Auditor's Responsibilities for the Audit of the Consolidated Financial Statements paragraph of our report. We are independent of the Group in accordance with the ethical requirements that are relevant to our audit of the consolidated financial statements in Indonesia, and we have fulfilled our other ethical responsibilities in accordance with these requirements. We believe that the audit evidence we have obtained is sufficient and appropriate to provide a basis for our opinion.

Key Audit Matters

Key audit matters are those matters that, in our professional judgment, were of most significance in our audit of the consolidated financial statements of the current period. These matters were addressed in the context of our audit of the consolidated financial statements as a whole, and in forming our opinion thereon, and we do not provide a separate opinion on these matters.

Liana Ramon Xenia & Rekan ("LRX") is a member (as such term is used in Regulation of the Ministry of Finance Number 186/PMK.01/2021 and Regulation of the Financial Services Authority Number 9 of 2023 (the "Relevant Law")) of Deloitte Southeast Asia Limited ("DSEAL"). DSEAL is the registered Foreign Audit Organisation ("Organisasi Audit Asing" or "OAA") to LRX for the purposes of the Relevant Law.

Deloitte refers to one or more of Deloitte Touche Tohmatsu Limited ("DTTL"), its global network of member firms, and their related entities (collectively, the "Deloitte organization"). DTTL (also referred to as "Deloitte Global") and each of its member firms and related entities are legally separate and independent entities, which cannot obligate or bind each other in respect of third parties. DTTL and each DTTL member firm and related entity is liable only for its own acts and omissions, and not those of each other. DTTL does not provide services to clients. Please see www.deloitte.com/about to learn more.

Penyisihan penurunan nilai persediaan

Pada tanggal 31 Desember 2024, persediaan Grup sebesar US$ 375.192 ribu, yang merupakan 6,6% dari jumlah aset Grup. Persediaan ini sebagian besar terdiri dari barang jadi dan bahan baku masing-masing sebesar US$ 111.247 ribu dan US$ 166.778 ribu, yang mana telah ditelaah manajemen pada biaya yang lebih rendah atau nilai realisasi bersih.

Selama tahun berjalan, Grup telah menurunkan barang jadi ke nilai realisasi bersih sebesar US$ 1.690 ribu, dikarenakan dengan volatilitas harga bahan baku. Manajemen membuat estimasi harga jual berdasarkan harga jual masa lalu dan harga bahan baku terkini, dan mempertimbangkan fluktuasi harga atau biaya setelah akhir tahun.

Seiring dengan kondisi pasar yang tidak stabil dan penuh tantangan, meskipun persediaan memiliki perputaran yang cepat, terdapat resiko bahwa nilai realisasi bersih atas persediaan Grup kemungkinan dicatat dibawah nilai perolehan. Oleh karena itu, penyisihan penurunan nilai persediaan ditentukan sebagai hal audit utama.

Pengungkapan atas penyisihan penurunan penilaian persediaan Grup dijelaskan pada Catatan 4 dan 8 pada laporan keuangan konsolidasian.

Bagaimana hal ini ditangani dalam audit

Kami telah melakukan prosedur audit berikut berkaitan dengan penyisihan penurunan nilai persediaan:

- Memeroleh pemahaman atas proses dan pengendalian yang relevan berkaitan dengan penyisihan penurunan nilai persediaan serta mengevaluasi rancangan dan implementasi pengendalian yang relevan.
- Memeroleh penilaian manajemen atas nilai realisasi bersih persediaan dan memilih serta membandingkan biaya dengan harga jual aktual persediaan untuk menentukan apakah persediaan dicatat pada biaya yang lebih rendah atau nilai realisasi bersih.
- Menelaah kesesuaian pengungkapan terkait di dalam laporan keuangan konsolidasian.

Informasi Lain

Manajemen bertanggung jawab atas informasi lain. Informasi lain terdiri dari informasi yang tercantum dalam laporan tahunan, tetapi tidak termasuk laporan keuangan konsolidasian dan laporan auditor kami. Laporan tahunan diharapkan akan tersedia bagi kami setelah tanggal laporan auditor ini.

Opini kami atas laporan keuangan konsolidasian tidak mencakup informasi lain, dan oleh karena itu, kami tidak menyatakan bentuk keyakinan apapun atas informasi lain tersebut.

Allowance for decline in value of inventories

As of December 31, 2024, the Group's inventories amounted to US$ 375,192 thousand, which accounted for approximately 6.6% of the Group's total assets. These inventories consists mainly of finished goods and raw materials amounting to US$ 111,247 thousand and US$ 166,778 thousand, respectively, which management has assessed at lower of cost or net realizable value.

During the financial year, the Group has written down its finished goods to the net realizable value by an amount of US$ 1,690 thousand, due to the volatility of the raw material prices. Management makes estimates of the selling prices based on the historical selling prices and current raw material prices and taking into account the fluctuations of price or cost after the end of the year.

As the market conditions continue to be volatile and challenging, although the inventories are considered to have high turnover, there is a risk that the net realizable value of the Group's inventories may be below cost. As such, the allowance for decline in value of inventories has been determined as a key audit matter.

The Group's disclosures on the allowance for decline in value of inventories are set out in Notes 4 and 8 to the consolidated financial statements.

How the matter was addressed in the audit

We performed the following audit procedures in relation to the allowance for decline in value of inventories:

- Obtained an understanding of processes and relevant controls of determination of allowance for decline in value of inventories and evaluated the design and implementation of relevant controls.
- Obtained management's assessment of the net realizable value of inventories and made a selection of inventories and compared the costs to the actual selling prices to determine whether the inventories are stated at the lower of cost and net realizable value.
- Assessed the appropriateness of the related disclosures in the consolidated financial statements.

Other Information

Management is responsible for the other information. The other information comprises the information included in the annual report, but does not include the consolidated financial statements and our auditor's report thereon. The annual report is expected to be made available to us after the date of this auditor's report.

Our opinion on the consolidated financial statements does not cover the other information and we do not express any form of assurance conclusion thereon.

Sehubungan dengan audit kami atas laporan keuangan konsolidasian, tanggung jawab kami adalah untuk membaca informasi lain yang teridentifikasi di atas, jika tersedia dan, dalam melaksanakannya, mempertimbangkan apakah informasi lain mengandung ketidakkonsistensian material dengan laporan keuangan konsolidasian atau pemahaman yang kami peroleh selama audit, atau mengandung kesalahan penyajian material.

In connection with our audit of the consolidated financial statements, our responsibility is to read the other information identified above when it becomes available and, in doing so, consider whether the other information is materially inconsistent with the consolidated financial statements or our knowledge obtained in the audit, or otherwise appears to be materially misstated.

Ketika kami membaca laporan tahunan, jika kami menyimpulkan bahwa terdapat suatu kesalahan penyajian material di dalamnya, kami diharuskan untuk mengomunikasikan hal tersebut kepada pihak yang bertanggung jawab atas tata kelola dan mengambil tindakan tepat berdasarkan Standar Audit yang ditetapkan oleh Institut Akuntan Publik Indonesia.

When we read the annual report, if we conclude that there is a material misstatement therein, we are required to communicate the matter to those charged with governance and take appropriate actions in accordance with Standards on Auditing established by the Indonesian Institute of Certified Public Accountants.

Tanggung Jawab Manajemen dan Pihak yang Bertanggung Jawab atas Tata Kelola terhadap Laporan Keuangan Konsolidasian

Responsibilities of Management and Those Charged with Governance for the Consolidated Financial Statements

Manajemen bertanggung jawab atas penyusunan dan penyajian wajar laporan keuangan konsolidasian tersebut sesuai dengan Standar Akuntansi Keuangan di Indonesia, dan atas pengendalian internal yang dianggap perlu oleh manajemen untuk memungkinkan penyusunan laporan keuangan konsolidasian yang bebas dari kesalahan penyajian material, baik yang disebabkan oleh kecurangan maupun kesalahan.

Management is responsible for the preparation and fair presentation of these consolidated financial statements in accordance with Indonesian Financial Accounting Standards, and for such internal control as management determines is necessary to enable the preparation of the consolidated financial statements that are free from material misstatement, whether due to fraud or error.

Dalam penyusunan laporan keuangan konsolidasian, manajemen bertanggung jawab untuk menilai kemampuan Grup dalam mempertahankan kelangsungan usahanya, mengungkapkan, sesuai dengan kondisinya, hal-hal yang berkaitan dengan kelangsungan usaha, dan menggunakan basis akuntansi kelangsungan usaha, kecuali manajemen memiliki intensi untuk melikuidasi Grup atau menghentikan operasi, atau tidak memiliki alternatif yang realistis selain melaksanakannya.

In preparing the consolidated financial statements, management is responsible for assessing the ability of the Group to continue as a going concern, disclosing, as applicable, matters related to going concern and using the going concern basis of accounting unless management either intends to liquidate the Group or to cease operations, or has no realistic alternative but to do so.

Pihak yang bertanggung jawab atas tata kelola bertanggung jawab untuk mengawasi proses pelaporan keuangan Grup.

Those charged with governance are responsible for overseeing the Group's financial reporting process.

Tanggung Jawab Auditor terhadap Audit atas Laporan Keuangan Konsolidasian

Auditor's Responsibility for the Audit of the Consolidated Financial Statements

Tujuan kami adalah untuk memeroleh keyakinan memadai tentang apakah laporan keuangan konsolidasian secara keseluruhan bebas dari kesalahan penyajian material, baik yang disebabkan oleh kecurangan maupun kesalahan, dan untuk menerbitkan laporan auditor yang mencakup opini kami. Keyakinan memadai merupakan suatu tingkat keyakinan tinggi, namun bukan merupakan suatu jaminan bahwa audit yang dilaksanakan berdasarkan Standar Audit akan selalu mendeteksi kesalahan penyajian material ketika hal tersebut ada. Kesalahan penyajian dapat disebabkan oleh kecurangan maupun kesalahan dan dianggap material jika, baik secara individual maupun secara agregat, dapat diekspektasikan secara wajar akan memengaruhi keputusan ekonomi yang diambil oleh pengguna berdasarkan laporan keuangan konsolidasian tersebut.

Our objectives are to obtain reasonable assurance about whether the consolidated financial statements as a whole are free from material misstatement, whether due to fraud or error, and to issue an auditor's report that includes our opinion. Reasonable assurance is a high level of assurance, but is not a guarantee that an audit conducted in accordance with Standards on Auditing will always detect a material misstatement when it exists. Misstatements can arise from fraud or error and are considered material if, individually or in the aggregate, they could reasonably be expected to influence the economic decisions of users taken on the basis of these consolidated financial statements.

Sebagai bagian dari suatu audit berdasarkan Standar Audit, kami menerapkan pertimbangan profesional dan mempertahankan skeptisisme profesional selama audit. Kami juga:

- Mengidentifikasi dan menilai risiko kesalahan penyajian material dalam laporan keuangan konsolidasian, baik yang disebabkan oleh kecurangan maupun kesalahan, mendesain dan melaksanakan prosedur audit yang responsif terhadap risiko tersebut, serta memeroleh bukti audit yang cukup dan tepat untuk menyediakan basis bagi opini kami. Risiko tidak terdeteksinya kesalahan penyajian material yang disebabkan oleh kecurangan lebih tinggi dari yang disebabkan oleh kesalahan, karena kecurangan dapat melibatkan kolusi, pemalsuan, penghilangan secara sengaja, pernyataan salah, atau pengabaian pengendalian internal.

- Memeroleh suatu pemahaman tentang pengendalian internal yang relevan dengan audit untuk mendesain prosedur audit yang tepat sesuai kondisinya, tetapi bukan untuk tujuan menyatakan opini atas keefektivitasan pengendalian internal Grup.

- Mengevaluasi ketepatan kebijakan akuntansi yang digunakan serta kewajaran estimasi akuntansi dan pengungkapan terkait yang dibuat oleh manajemen.

- Menyimpulkan ketepatan penggunaan basis akuntansi kelangsungan usaha oleh manajemen dan, berdasarkan bukti audit yang diperoleh, apakah terdapat suatu ketidakpastian material yang terkait dengan peristiwa atau kondisi yang dapat menyebabkan keraguan signifikan atas kemampuan Grup untuk mempertahankan kelangsungan usahanya. Ketika kami menyimpulkan bahwa terdapat suatu ketidakpastian material, kami diharuskan untuk menarik perhatian dalam laporan auditor kami ke pengungkapan terkait dalam laporan keuangan konsolidasian atau, jika pengungkapan tersebut tidak memadai, harus menentukan apakah perlu untuk memodifikasi opini kami. Kesimpulan kami didasarkan pada bukti audit yang diperoleh hingga tanggal laporan auditor kami. Namun, peristiwa atau kondisi masa depan dapat menyebabkan Grup tidak dapat mempertahankan kelangsungan usaha.

- Mengevaluasi penyajian, struktur, dan isi laporan keuangan konsolidasian secara keseluruhan, termasuk pengungkapannya, dan apakah laporan keuangan konsolidasian mencerminkan transaksi dan peristiwa yang mendasarinya dengan suatu cara yang mencapai penyajian wajar.

- Memeroleh bukti audit yang cukup dan tepat terkait informasi keuangan entitas atau aktivitas bisnis dalam Grup untuk menyatakan opini atas laporan keuangan konsolidasian. Kami bertanggung jawab atas arahan, supervisi, dan pelaksanaan audit Grup. Kami tetap bertanggung jawab sepenuhnya atas opini audit kami.

As part of an audit in accordance with Standards on Auditing, we exercise professional judgment and maintain professional skepticism throughout the audit. We also:

- Identify and assess the risks of material misstatement of the consolidated financial statements, whether due to fraud or error, design and perform audit procedures responsive to those risks, and obtain audit evidence that is sufficient and appropriate to provide a basis for our opinion. The risk of not detecting a material misstatement resulting from fraud is higher than for one resulting from error, as fraud may involve collusion, forgery, intentional omissions, misrepresentations, or the override of internal control.

- Obtain an understanding of internal control relevant to the audit in order to design audit procedures that are appropriate in the circumstances, but not for the purpose of expressing an opinion on the effectiveness of the Group's internal control.

- Evaluate the appropriateness of accounting policies used and the reasonableness of accounting estimates and related disclosures made by management.

- Conclude on the appropriateness of management's use of the going concern basis of accounting and, based on the audit evidence obtained, whether a material uncertainty exists related to events or conditions that may cast significant doubt on the Group's ability to continue as a going concern. If we conclude that a material uncertainty exists, we are required to draw attention in our auditor's report to the related disclosures in the consolidated financial statements or, if such disclosures are inadequate, to modify our opinion. Our conclusions are based on the audit evidence obtained up to the date of our auditor's report. However, future events or conditions may cause the Group to cease to continue as a going concern.

- Evaluate the overall presentation, structure and content of the consolidated financial statements, including the disclosures, and whether the consolidated financial statements represent the underlying transactions and events in a manner that achieves fair presentation.

- Obtain sufficient appropriate audit evidence regarding the financial information of the entities or business activities within the Group to express an opinion on the consolidated financial statements. We are responsible for the direction, supervision and performance of the Group audit. We remain solely responsible for our audit opinion.

Kami mengomunikasikan kepada pihak yang bertanggung jawab atas tata kelola mengenai, antara lain, ruang lingkup dan saat yang direncanakan atas audit, serta temuan audit signifikan, termasuk setiap defisiensi signifikan dalam pengendalian internal yang teridentifikasi oleh kami selama audit.

We communicate with those charged with governance regarding, among other matters, the planned scope and timing of the audit and significant audit findings, including any significant deficiencies in internal control that we identify during our audit.

Kami juga memberikan suatu pernyataan kepada pihak yang bertanggung jawab atas tata kelola bahwa kami telah mematuhi ketentuan etika yang relevan mengenai independensi, dan mengomunikasikan seluruh hubungan, serta hal-hal lain yang dianggap secara wajar berpengaruh terhadap independensi kami, dan jika relevan, pengamanan terkait.

We also provide those charged with governance with a statement that we have complied with relevant ethical requirements regarding independence, and to communicate with them all relationships and other matters that may reasonably be thought to bear on our independence, and where applicable, related safeguards.

Dari hal-hal yang dikomunikasikan kepada pihak yang bertanggung jawab atas tata kelola, kami menentukan hal-hal tersebut yang paling signifikan dalam audit atas laporan keuangan konsolidasian periode kini dan oleh karenanya menjadi hal audit utama. Kami menguraikan hal audit utama dalam laporan auditor kami, kecuali peraturan perundang-undangan melarang pengungkapan publik tentang hal tersebut atau ketika, dalam kondisi yang sangat jarang terjadi, kami menentukan bahwa suatu hal tidak boleh dikomunikasikan dalam laporan kami karena konsekuensi merugikan dari mengomunikasikan hal tersebut akan diekspektasikan secara wajar melebihi manfaat kepentingan publik atas komunikasi tersebut.

From the matters communicated with those charged with governance, we determine those matters that were of most significance in the audit of the consolidated financial statements of the current period and are therefore the key audit matters. We describe these matters in our auditor's report unless law or regulation precludes public disclosure about the matter or when, in extremely rare circumstances, we determine that a matter should not be communicated in our report because the adverse consequences of doing so would reasonably be expected to outweigh the public interest benefits of such communication.

LIANA RAMON XENIA & REKAN



Anna Karina Wijaya, CPA
Izin Akuntan Publik/*Public Accountant License* No. AP. 1766

14 Maret 2025/*March 14, 2025*

00047

PT CHANDRA ASRI PACIFIC Tbk DAN ENTITAS ANAK
LAPORAN POSISI KEUANGAN KONSOLIDASIAN
31 DESEMBER 2024 DAN 2023

PT CHANDRA ASRI PACIFIC Tbk AND ITS SUBSIDIARIES
CONSOLIDATED STATEMENTS OF FINANCIAL POSITION
DECEMBER 31, 2024 AND 2023

	Catatan/ *Notes*	31 Desember/ *December 31,* 2024	31 Desember/ *December 31,* 2023	
		US$ '000	US$ '000	
ASET				**ASSETS**
ASET LANCAR				**CURRENT ASSETS**
Kas dan setara kas	5	1.366.818	1.439.797	Cash and cash equivalents
Piutang usaha	6			Trade accounts receivable
Pihak berelasi	40	53.675	18.624	Related parties
Pihak ketiga - bersih		155.093	135.152	Third parties - net
Piutang lain-lain	7			Other accounts receivable
Pihak berelasi	40	3.922	2.119	Related parties
Pihak ketiga		40.422	57.283	Third parties
Persediaan - bersih	8	375.192	401.254	Inventories - net
Pajak dibayar dimuka	9	86.095	93.990	Prepaid taxes
Aset lancar lainnya	10	400.324	689.201	Other current assets
Jumlah Aset Lancar		2.481.541	2.837.420	Total Current Assets
ASET TIDAK LANCAR				**NON-CURRENT ASSETS**
Piutang pinjaman kepada pihak berelasi	40	39.740	-	Loan receivable to a related party
Investasi pada entitas asosiasi	11	154.227	135.697	Investment in associates
Uang muka pembelian aset tetap		11.855	13.827	Advances for purchase of property, plant and equipment
Aset keuangan derivatif		25.319	29.428	Derivative financial assets
Tagihan restitusi pajak	12	5.828	6.111	Claims for tax refund
Aset hak-guna - bersih	13	8.723	12.206	Right-of-use assets - net
Aset tetap - bersih	14	2.476.543	2.183.501	Property, plant and equipment - net
Properti investasi		4.551	4.551	Investment properties
Goodwill	15	2.828	2.828	Goodwill
Aset tidak lancar lainnya	16	447.711	388.883	Other non-current assets
Jumlah Aset Tidak Lancar		3.177.325	2.777.032	Total Non-current Assets
JUMLAH ASET		5.658.866	5.614.452	**TOTAL ASSETS**

Lihat catatan atas laporan keuangan konsolidasian yang merupakan bagian yang tidak terpisahkan dari laporan keuangan konsolidasian.

See accompanying notes to consolidated financial statements which are an integral part of the consolidated financial statements.

	Catatan/ *Notes*	31 Desember/ *December 31,* 2024	31 Desember/ *December 31,* 2023	
		US$ '000	US$ '000	
LIABILITAS DAN EKUITAS				**LIABILITIES AND EQUITY**
LIABILITAS JANGKA PENDEK				**CURRENT LIABILITIES**
Utang bank jangka pendek	21	60.000	10.649	Short-term bank loans
Utang usaha	17			Trade accounts payable
Pihak berelasi	40	1.384	4.874	Related parties
Pihak ketiga		514.776	657.159	Third parties
Utang lain-lain	18	31.170	7.945	Other accounts payable
Utang pajak	19	4.716	8.049	Taxes payable
Biaya yang masih harus dibayar		26.759	27.408	Accrued expenses
Uang muka pelanggan		13.416	20.957	Customer advances
Pendapatan yang masih harus diterima		897	905	Unearned revenues
Liabilitas jangka panjang yang jatuh tempo dalam satu tahun:				Current maturities of long-term liabilities:
Liabilitas sewa	20	1.801	2.023	Lease liabilities
Utang bank	21	68.474	59.276	Bank loans
Utang obligasi	22	86.949	18.077	Bonds payable
Liabilitas keuangan derivatif		10.809	-	Derivative financial liabilities
Jumlah Liabilitas Jangka Pendek		821.151	817.322	Total Current Liabilities
LIABILITAS JANGKA PANJANG				**NON-CURRENT LIABILITIES**
Liabilitas pajak tangguhan - bersih	36	47.244	83.902	Deferred tax liabilities - net
Liabilitas jangka panjang - setelah dikurangi bagian yang jatuh tempo dalam satu tahun:				Long-term liabilities - net of current maturity:
Liabilitas sewa	20	5.738	7.150	Lease liabilities
Utang bank	21	1.210.504	1.055.079	Bank loans
Utang obligasi	22	567.150	588.447	Bonds payable
Liabilitas keuangan derivatif		27.883	19.500	Derivative financial liabilities
Liabilitas imbalan kerja	23	43.658	46.357	Employee benefits obligation
Estimasi biaya pembongkaran aset tetap		2.795	2.795	Decommissioning cost
Jumlah Liabilitas Jangka Panjang		1.904.972	1.803.230	Total Non-current Liabilities
JUMLAH LIABILITAS		2.726.123	2.620.552	**TOTAL LIABILITIES**
EKUITAS				**EQUITY**
Modal saham - nilai nominal Rp 50 per saham Modal dasar - 245.295.713.280 saham Modal ditempatkan dan disetor penuh - 86.511.545.092 saham	24	434.315	434.315	Capital stock - Rp 50 par value per share Authorized - 245,295,713,280 shares Issued and fully paid - 86,511,545,092 shares
Tambahan modal disetor	26	1.471.175	1.471.175	Additional paid-in capital
Komponen ekuitas lainnya	27	(333)	(333)	Other equity component
Cadangan lainnya	28	29.007	35.015	Other reserves
Saldo laba	29			Retained earnings
Ditentukan penggunaannya		27.439	27.439	Appropriated
Tidak ditentukan penggunaannya		672.358	771.521	Unappropriated
Ekuitas yang diatribusikan kepada pemilik Entitas Induk		2.633.961	2.739.132	**Equity attributable to owners of the Company**
Kepentingan nonpengendali	30	298.782	254.768	**Non-controlling interests**
JUMLAH EKUITAS		2.932.743	2.993.900	**TOTAL EQUITY**
JUMLAH LIABILITAS DAN EKUITAS		5.658.866	5.614.452	**TOTAL LIABILITIES AND EQUITY**

Lihat catatan atas laporan keuangan konsolidasian yang merupakan bagian yang tidak terpisahkan dari laporan keuangan konsolidasian.

See accompanying notes to consolidated financial statements which are an integral part of the consolidated financial statements.

	Catatan/ *Notes*	2024 US$ '000	2023 US$ '000	
PENDAPATAN	31	1.785.364	2.159.932	**REVENUES**
BEBAN POKOK PENDAPATAN	32	(1.737.045)	(2.078.102)	**COST OF REVENUES**
LABA KOTOR		48.319	81.830	**GROSS PROFIT**
Beban penjualan	33	(45.315)	(68.760)	Selling expenses
Beban umum dan administrasi	34	(59.736)	(40.945)	General and administrative expenses
Beban keuangan	35	(158.477)	(131.847)	Finance costs
Pendapatan keuangan		94.974	75.508	Finance income
Beban pajak penghasilan final		(3.781)	(401)	Final income tax expenses
Keuntungan (kerugian) atas instrumen keuangan derivatif		344	(3.438)	Gain (loss) on derivative financial instruments
Bagian laba entitas asosiasi	11	10.975	7.702	Share in profit of associates
Keuntungan (kerugian) kurs mata uang asing - bersih		4.397	(4.576)	Gain (loss) on foreign exchange - net
Keuntungan lain-lain - bersih		16.572	30.363	Other gains - net
RUGI SEBELUM PAJAK		(91.728)	(54.564)	**LOSS BEFORE TAX**
MANFAAT PAJAK PENGHASILAN	36	34.429	23.017	**INCOME TAX BENEFIT**
RUGI TAHUN BERJALAN		(57.299)	(31.547)	**LOSS FOR THE YEAR**
(RUGI) PENGHASILAN KOMPREHENSIF LAIN				**OTHER COMPREHENSIVE (LOSS) INCOME**
Pos yang tidak akan direklasifikasi ke laba rugi:				Items that will not be reclassified subsequently to profit or loss:
Pengukuran kembali atas program imbalan pasti, setelah pajak		1.721	(871)	Remeasurement of defined benefits obligation, net of tax
Bagian (rugi) penghasilan komprehensif lain atas entitas asosiasi		(131)	56	Share of other comprehensive (loss) income of associates
Pos yang akan direklasifikasi ke laba rugi:				Items that may be reclassified subsequently to profit or loss:
Keuntungan nilai wajar bersih atas aset keuangan yang diukur pada FVTOCI		281	9.000	Net fair value gain on financial assets at FVTOCI
Cadangan lindung nilai arus kas		(7.811)	(10.686)	Hedging reserves for cash flow hedge
Selisih kurs karena penjabaran laporan keuangan		133	5	Foreign currency translation adjustment
Jumlah kerugian komprehensif lain tahun berjalan, setelah pajak		(5.807)	(2.496)	Total other comprehensive loss for the year, net of tax
JUMLAH RUGI KOMPREHENSIF TAHUN BERJALAN		(63.106)	(34.043)	**TOTAL COMPREHENSIVE LOSS FOR THE YEAR**
(RUGI) LABA TAHUN BERJALAN YANG DIATRIBUSIKAN KEPADA:				**(LOSS) PROFIT FOR THE YEAR ATTRIBUTABLE TO:**
Pemilik Entitas Induk		(69.163)	(33.576)	Owners of the Company
Kepentingan nonpengendali		11.864	2.029	Non-controlling interests
Rugi tahun berjalan		(57.299)	(31.547)	**Loss for the year**
JUMLAH (RUGI) PENGHASILAN KOMPREHENSIF TAHUN BERJALAN DIATRIBUSIKAN KEPADA:				**TOTAL COMPREHENSIVE (LOSS) INCOME FOR THE YEAR ATTRIBUTABLE TO:**
Pemilik Entitas Induk		(75.171)	(36.009)	Owners of the Company
Kepentingan nonpengendali	30	12.065	1.966	Non-controlling interests
Jumlah Rugi Komprehensif Tahun Berjalan		(63.106)	(34.043)	**Total Comprehensive Loss For the Year**
RUGI PER SAHAM DASAR (Dalam Dolar Amerika Serikat penuh)	37	(0,0010)	(0,0005)	**LOSS PER SHARE** (In full U.S. Dollar amount)

Lihat catatan atas laporan keuangan konsolidasian yang merupakan bagian yang tidak terpisahkan dari laporan keuangan konsolidasian.

See accompanying notes to consolidated financial statements which are an integral part of the consolidated financial statements.

PT CHANDRA ASRI PACIFIC Tbk
DAN ENTITAS ANAK
LAPORAN PERUBAHAN EKUITAS KONSOLIDASIAN
UNTUK TAHUN-TAHUN YANG BERAKHIR 31 DESEMBER 2024 DAN 2023

PT CHANDRA ASRI PACIFIC Tbk
AND ITS SUBSIDIARIES
CONSOLIDATED STATEMENTS OF CHANGES IN EQUITY
FOR THE YEARS ENDED DECEMBER 31, 2024 AND 2023

	Catatan/ *Notes*	Modal ditempatkan dan disetor penuh/ *Issued and fully paid capital stock*	Tambahan modal disetor/ *Additional paid-in capital*	Komponen ekuitas lainnya/ *Other equity components*	Cadangan lainnya/ Other reserves: Pengukuran kembali atas program imbalan pasti/ *Remeasurement of defined benefit obligation*	Cadangan lainnya/ Other reserves: Keuntungan (kerugian) nilai wajar bersih atas aset keuangan yang diukur pada FVTOCI/ *Net fair value gain (loss) on financial assets at FVTOCI*	Cadangan lainnya/ Other reserves: Cadangan lindung nilai arus kas/ *Hedging reserves for cash flow hedge*	Cadangan lainnya/ Other reserves: Bagian hasil komprehensif lain atas entitas asosiasi/ *Share of other comprehensive income of associates*	Cadangan lainnya/ Other reserves: Selisih kurs karena penjabaran laporan keuangan/ *Foreign currency translation adjustment*	Saldo Laba/ *Retained earnings*: Ditentukan penggunaannya/ *Appropriated*	Saldo Laba/ *Retained earnings*: Tidak ditentukan penggunaannya/ *Unappropriated*	Jumlah ekuitas yang diatribusikan kepada pemilik entitas induk/ *Total equity attributable to owners of the Company*	Kepentingan nonpengendali/ *Non-controlling interests*	Jumlah ekuitas/ *Total equity*	
		US$ '000	US$ '000	US$ '000	US$ '000	US$ '000	US$ '000	US$ '000	US$ '000	US$ '000	US$ '000	US$ '000	US$ '000	US$ '000	
Saldo per 1 Januari 2023		434.315	1.471.175	-	(2.822)	(305)	42.291	-	(1.716)	27.439	835.097	2.805.474	3.632	2.809.106	Balances as of January 1, 2023
Rugi tahun berjalan		-	-	-	-	-	-	-	-	-	(33.576)	(33.576)	2.029	(31.547)	Loss for the year
(Rugi) keuntungan komprehensif lain		-	-	-	(808)	9.000	(10.686)	56	5	-	-	(2.433)	(63)	(2.496)	Other comprehensive (loss) income
Jumlah rugi komprehensif		-	-	-	(808)	9.000	(10.686)	56	5	-	(33.576)	(36.009)	1.966	(34.043)	Total comprehensive loss
Pembagian dividen entitas anak kepada kepentingan nonpengendali		-	-	-	-	-	-	-	-	-	-	-	(2.437)	(2.437)	Dividends distributed by subsidiaries to non-controlling interests
Perubahan ekuitas sehubungan transaksi dengan kepentingan nonpengendali atas penambahan investasi pada saham entitas anak	27	-	-	(333)	-	-	-	-	-	-	-	(333)	191.423	191.090	Change in equity due to transaction with non-controlling interest related with addition of investment in shares of subsidiary
Kepentingan nonpengendali dari akuisisi entitas anak		-	-	-	-	-	-	-	-	-	-	-	60.184	60.184	Non-controlling interest from acquisition of subsidiary
Dividen tunai	25	-	-	-	-	-	-	-	-	-	(30.000)	(30.000)	-	(30.000)	Cash dividends
Saldo per 31 Desember 2023		434.315	1.471.175	(333)	(3.630)	8.695	31.605	56	(1.711)	27.439	771.521	2.739.132	254.768	2.993.900	Balances as of December 31, 2023
Rugi tahun berjalan		-	-	-	-	-	-	-	-	-	(69.163)	(69.163)	11.864	(57.299)	Loss for the year
(Rugi) keuntungan komprehensif lain		-	-	-	1.520	281	(7.811)	(131)	133	-	-	(6.008)	201	(5.807)	Other comprehensive (loss) income
Jumlah rugi komprehensif		-	-	-	1.520	281	(7.811)	(131)	133	-	(69.163)	(75.171)	12.065	(63.106)	Total comprehensive loss
Pembagian dividen entitas anak kepada kepentingan nonpengendali		-	-	-	-	-	-	-	-	-	-	-	(4.793)	(4.793)	Dividends distributed by subsidiaries to non-controlling interests
Perubahan ekuitas sehubungan penambahan modal ditempatkan dan disetor entitas anak	30	-	-	-	-	-	-	-	-	-	-	-	35.577	35.577	Change in equity due to increase of issued and paid-up capital of subsidiaries
Kepentingan nonpengendali dari akuisisi entitas anak	30	-	-	-	-	-	-	-	-	-	-	-	1.165	1.165	Non-controlling interest from acquisition of subsidiary
Dividen tunai	25	-	-	-	-	-	-	-	-	-	(30.000)	(30.000)	-	(30.000)	Cash dividends
Saldo per 31 Desember 2024		434.315	1.471.175	(333)	(2.110)	8.976	23.794	(75)	(1.578)	27.439	672.358	2.633.961	298.782	2.932.743	Balances as of December 31, 2024

Lihat catatan atas laporan keuangan konsolidasian yang merupakan bagian yang tidak terpisahkan dari laporan keuangan konsolidasian.

See accompanying notes to consolidated financial statements which are an integral part of the consolidated financial statements.

	2024 US$ '000	2023 US$ '000	
ARUS KAS DARI AKTIVITAS OPERASI			**CASH FLOWS FROM OPERATING ACTIVITIES**
Penerimaan kas dari pelanggan	1.724.046	2.128.578	Cash receipts from customers
Pembayaran kas kepada:			Cash paid to:
Pemasok	(1.874.507)	(1.972.703)	Suppliers
Direksi dan karyawan	(53.768)	(57.379)	Directors and employees
Kas (digunakan untuk) dihasilkan dari operasi	(204.229)	98.496	Cash (used in) generated from operations
Penerimaan dari restitusi pajak	60.056	55.899	Tax restitution received
Pembayaran pajak penghasilan	(14.822)	(22.220)	Payment of income taxes
Kas Bersih (Digunakan untuk) Diperoleh dari Aktivitas Operasi	(158.995)	132.175	Net Cash (Used in) Provided by Operating Activities
ARUS KAS DARI AKTIVITAS INVESTASI			**CASH FLOWS FROM INVESTING ACTIVITIES**
Perolehan aset tetap	(366.256)	(88.217)	Acquisitions of property, plant and equipment
Pembayaran uang muka pembelian aset tetap	(1.196)	(8.088)	Payment of advance for purchase of property, plant and equipment
Pembayaran uang muka pembelian hak atas tanah	(37.603)	-	Payment of advance for purchase of landrights
Pencairan (penempatan) pada deposito berjangka	3.239	(3.239)	Disbursement (placement) on time deposits
Penempatan pada aset keuangan lainnya	(420.644)	(582.335)	Placement on other financial assets
Penerimaan atas aset keuangan lainnya yang telah jatuh tempo	708.854	443.136	Proceeds from matured other financial assets
Penerimaan dividen dari entitas asosiasi	7.313	10.137	Proceeds of dividend from associates
Penerimaan bunga	87.912	60.749	Interest received
Akuisisi entitas anak	(3.606)	(135.185)	Acquisition of a subsidiary
Akuisisi entitas asosiasi	(15.000)	(64.813)	Acquisition of an associate
Pembayaran untuk kepemilikan tambahan pada entitas asosiasi	-	(46.426)	Payment for additional interest in associate
Pembayaran untuk kepemilikan tambahan pada entitas anak	(159)	-	Payment for additional interest in subsidiary
Pemberian pinjaman kepada pihak berelasi	(39.740)	-	Loan given to a related party
Kas Bersih Digunakan untuk Aktivitas Investasi	(76.886)	(414.281)	Net Cash Used in Investing Activities
ARUS KAS DARI AKTIVITAS PENDANAAN			**CASH FLOWS FROM FINANCING ACTIVITIES**
Penerimaan utang bank jangka pendek	166.227	11.070	Proceeds from short-term bank loans
Penerimaan utang bank jangka panjang	381.910	253.819	Proceeds from long-term bank loans
Penerimaan utang obligasi	95.192	147.090	Proceeds from bonds payable
Pembayaran liabilitas sewa	(1.236)	(1.923)	Payment of lease liabilities
Pembayaran utang bank jangka pendek	(116.794)	(1.070)	Payment of short-term bank loans
Pembayaran utang bank jangka panjang	(212.620)	(69.563)	Payment of long-term bank loans
Pembayaran utang obligasi	(19.340)	(79.709)	Payment of bonds payable
Pembayaran dividen:			Dividend payment:
Perusahaan	(30.000)	(30.000)	The Company
Entitas anak	(4.793)	(2.437)	Subsidiaries
Pembayaran beban keuangan	(127.813)	(101.711)	Financial charges paid
Penerimaan atas penambahan investasi pada saham entitas anak oleh kepentingan nonpengendali	35.577	194.000	Proceeds from addition of investment in shares of subsidiary by non-controlling interest
Pembayaran biaya perolehan pinjaman	(3.408)	(1.636)	Payment of transaction costs
Kas Bersih Diperoleh dari Aktivitas Pendanaan	162.902	317.930	Net Cash Provided by Financing Activities
(PENURUNAN) KENAIKAN BERSIH KAS DAN SETARA KAS	(72.979)	35.824	**NET (DECREASE) INCREASE IN CASH AND CASH EQUIVALENTS**
KAS DAN SETARA KAS AWAL TAHUN	1.439.797	1.403.973	**CASH AND CASH EQUIVALENTS AT BEGINNING OF YEAR**
KAS DAN SETARA KAS AKHIR TAHUN	1.366.818	1.439.797	**CASH AND CASH EQUIVALENTS AT END OF YEAR**

Informasi atas aktivitas investasi yang tidak mempengaruhi arus kas diungkapkan dalam Catatan 39.

Information of non-cash investing activities is disclosed in Note 39.

Lihat catatan atas laporan keuangan konsolidasian yang merupakan bagian yang tidak terpisahkan dari laporan keuangan konsolidasian.

See accompanying notes to consolidated financial statements which are an integral part of the consolidated financial statements.

1. UMUM

a. Pendirian dan Informasi Umum

PT Chandra Asri Pacific Tbk didirikan dalam rangka Undang-Undang Penanaman Modal Dalam Negeri No. 6 Tahun 1968 dan Undang-Undang No. 12 Tahun 1970 berdasarkan Akta Notaris No. 40 tanggal 2 November 1984, dari Ridwan Suselo, S.H., Notaris di Jakarta, yang diubah dengan Akta Notaris No. 117 tanggal 7 November 1987 dari John Leonard Waworuntu, S.H., Notaris di Jakarta dengan nama PT Tri Polyta Indonesia. Akta tersebut telah disahkan oleh Menteri Kehakiman melalui Surat Keputusan No. C2.1786.HT.01.01-TH.88, tanggal 29 Februari 1988.

Berdasarkan Rapat Umum Pemegang Saham Luar Biasa Perusahaan, yang diaktakan dalam Akta Notaris No. 20 tanggal 27 Oktober 2010 dari Dr. Amrul Partomuan Pohan, S.H., L.L.M., Notaris di Jakarta, para pemegang saham Perusahaan menyetujui, antara lain, transaksi penggabungan usaha Perusahaan dengan PT Chandra Asri ("CA") dan mengubah nama Perusahaan menjadi PT Chandra Asri Petrochemical Tbk.

Penggabungan usaha tersebut telah didapatkan dari Pasar Modal dan Dewan Pengawas Lembaga Keuangan (Bapepam-LK) pada tanggal 21 Oktober 2010. Tanggal efektif penggabungan usaha adalah 1 Januari 2011.

Anggaran Dasar Perusahaan telah mengalami beberapa kali perubahan, terakhir melalui akta Pernyataan Keputusan Rapat Perubahan Anggaran Dasar No. 297 tanggal 29 Desember 2023, dari Jose Dima Satria S.H., M.Kn., Notaris di Jakarta, sehubungan dengan perubahan nama PT Chandra Asri Petrochemical Tbk menjadi PT Chandra Asri Pacific Tbk. Perubahan tersebut telah diberitahukan kepada Menteri Hukum dan Hak Asasi Manusia, sebagaimana dinyatakan dalam surat Persetujuan Perubahan Anggaran Dasar Perseroan Terbatas PT Chandra Asri Pacific Tbk No. AHU-0000277.AH.01.02. Tahun 2024 tanggal 3 Januari 2024.

Perusahaan berdomisili di Jakarta dengan pabrik berlokasi di Jalan Raya Anyer KM. 123, Kelurahan Gunung Sugih, Kecamatan Ciwandan, Kodya Cilegon, Banten dan Desa Mangunreja, Kecamatan Puloampel, Kabupaten Serang, Banten. Kantor pusat Perusahaan beralamat di Wisma Barito Pacific Tower A, Lantai 7, Jl. Let. Jend. S. Parman Kav. 62-63, Jakarta.

1. GENERAL

a. Establishment and General Information

PT Chandra Asri Pacific Tbk was established under the Domestic Capital Investment Law No. 6 Year 1968 and Law No. 12 Year 1970, by Notarial Deed No. 40 dated November 2, 1984, of Ridwan Suselo, S.H., Notary in Jakarta, amended by Notarial Deed No. 117 dated November 7, 1987 of John Leonard Waworuntu, S.H., Notary in Jakarta under the name of PT Tri Polyta Indonesia. These deeds were approved by the Minister of Law under Decision Letter No. C2.1786.HT.01.01-TH.88, dated February 29, 1988.

Based on the Extraordinary General Meeting of Shareholders of the Company, as stated in Notarial Deed No. 20 dated October 27, 2010 of Dr. Amrul Partomuan Pohan, S.H., L.L.M., Notary in Jakarta, the Company's shareholders approved, among others, the merger transaction between the Company and PT Chandra Asri ("CA") and the change of the Company's name to PT Chandra Asri Petrochemical Tbk.

Notice of effectivity for this merger was obtained from the Capital Market and Financial Institution Supervisory Board ("Bapepam-LK") on October 21, 2010. The effective date of the merger is January 1, 2011.

The Company's Articles of Association have been amended several times, most recently by Statement of Changes in Articles of Association No. 297 dated December 29, 2023, of Jose Dima Satria S.H., M.Kn., Notary in Jakarta, regarding the changes in the Company's name from PT Chandra Asri Petrochemical Tbk to PT Chandra Asri Pacific Tbk. The amendment has been notified to the Minister of Law and Human Rights, as stated in acceptance letter of Notification of Changes in Articles of Association of PT Chandra Asri Pacific Tbk No. AHU-0000277.AH.01.02 Year 2024 dated January 3, 2024.

The Company is domiciled in Jakarta and its manufacturing plants are located in Jalan Raya Anyer KM. 123, Kelurahan Gunung Sugih, Kecamatan Ciwandan, Kodya Cilegon, Banten and Desa Mangunreja, Kecamatan Puloampel, Kabupaten Serang, Banten. The Company's head office is located in Wisma Barito Pacific Tower A, 7th Floor, Jl. Let. Jend. S. Parman Kav. 62-63, Jakarta.

Sesuai dengan Pasal 3 Anggaran Dasar Perusahaan, Perusahaan bergerak dalam bidang industri pengolahan, perdagangan besar serta aktivitas konsultasi manajemen. Perusahaan mulai beroperasi secara komersial pada tahun 1993.

In accordance with Article 3 of the Company's Articles of Association, the scope of its activities is mainly to engage in manufacturing, wholesale and management consulting industries. The Company started its commercial operations in 1993.

Perusahaan tergabung dalam kelompok usaha Grup Barito Pacific. Susunan pengurus Perusahaan pada tanggal 31 Desember 2024 dan 2023 adalah sebagai berikut:

The Company belongs to a group of companies owned by Barito Pacific Group. The Company's management at December 31, 2024 and 2023 consists of the following:

	31 Desember 2024/ *December 31, 2024*	
Dewan Komisaris		Board of Commissioners
Presiden Komisaris *)	Djoko Suyanto	President Commissioner *)
Wakil Presiden Komisaris *)	Tan Ek Kia	Vice President Commissioner *)
Komisaris *)	Ho Hon Cheong	Commissioners *)
Komisaris	Agus Salim Pangestu	Commissioners
	Lim Chong Thian	
	Suracha Udomsak	
	Chantanida Sarigaphuti	
	Sakchai Patiparnpreechavud	
	Bandhit Thamprajamchit	
	Santi Wasanasiri	
Direksi		Board of Directors
Presiden Direktur	Erwin Ciputra	President Director
Wakil Presiden Direktur Operasional	Pholavit Thiebpattama	Operation Vice President Director
Wakil Presiden Direktur Komersial	Baritono Prajogo Pangestu	Commercial Vice President Director
Direktur Keuangan	Andre Khor Kah Hin	Finance Director
Direktur Manufaktur	Jirathpol Sunsap	Manufacturing Director
Direktur *Supply Chain*	Fransiskus Ruly Aryawan	Supply Chain Director
Direktur *Human Resources & Corporate Affairs*	Suryandi	Human Resources & Corporate Affairs Director
Direktur PT Chandra Asri Perkasa (CAP2)	Sarayuth Vorapruekjaru	PT Chandra Asri Perkasa (CAP2) Director
Direktur Monomer & *Intermediaries*	Petch Niyomsen	Monomer & Intermediaries Director
Direktur Strategi & Pengembangan Bisnis	Anawat Chansaksoong	Strategy & Business Development Director
Direktur Proyek, Pemeliharaan & TEC	Suwit Wiwattanawanich	Projects, Maintenance & TEC Director
Direktur ESG & *Sustainability*	Phuping Taweesarp	ESG & Sustainability Director
Direktur Produksi *Downstream*	Boedijono Hadipoespito	Downstream Production Director
Direktur *Legal & External Affairs*	Edi Riva'i	Legal & External Affairs Director
Direktur *Polymer Sales*	Raymond Budhin	Polymer Sales Director
Komite Audit		Audit Committee
Ketua	Tan Ek Kia	Chairman
Anggota	Michell Suharli	Members
	Dikdik Sugiharto	

*) merangkap komisaris independen

*) also serves as independent commissioner

	31 Desember 2023/ *December 31, 2023*	
Dewan Komisaris		Board of Commissioners
Presiden Komisaris *)	Djoko Suyanto	President Commissioner *)
Wakil Presiden Komisaris *)	Tan Ek Kia	Vice President Commissioner *)
Komisaris *)	Ho Hon Cheong	Commissioners *)
	Surong Bulakul	
	Erry Riyana Hardjapamekas	
Komisaris	Agus Salim Pangestu	Commissioners
	Lim Chong Thian	
	Thammasak Sethaudom	
	Tanawong Areeratchakul	
	Sakchai Patiparnpreechavud	
	Chatri Eamsoebhana	
	Bandhit Thamprajamchit	
	Santi Wasanasiri	
	Rudy Suparman	
	Diana Arsiyanti	
Direksi		Board of Directors
Presiden Direktur	Erwin Ciputra	President Director
Wakil Presiden Direktur Operasional	Pholavit Thiebpattama	Operation Vice President Director
Wakil Presiden Direktur Komersial	Baritono Prajogo Pangestu	Commercial Vice President Director
Direktur Keuangan	Andre Khor Kah Hin	Finance Director
Direktur Manufaktur	Prapote Stianpapong	Manufacturing Director
Direktur *Supply Chain*	Fransiskus Ruly Aryawan	Supply Chain Director
Direktur *Human Resources & Corporate Affairs*	Suryandi	Human Resources & Corporate Affairs Director
Direktur PT Chandra Asri Perkasa (CAP2)	Sarayuth Vorapruekjaru	PT Chandra Asri Perkasa (CAP2) Director
Direktur Monomer & *Intermediaries*	Petch Niyomsen	Monomer & Intermediaries Director
Direktur Strategi & Pengembangan Bisnis	Anawat Chansaksoong	Strategy & Business Development Director
Direktur Proyek, Pemeliharaan & TEC	Suwit Wiwattanawanich	Projects, Maintenance & TEC Director
Direktur ESG & *Sustainability*	Phuping Taweesarp	ESG & Sustainability Director
Direktur Produksi *Downstream*	Boedijono Hadipoespito	Downstream Production Director
Direktur *Legal & External Affairs*	Edi Riva'i	Legal & External Affairs Director
Direktur *Polymer Sales*	Raymond Budhin	Polymer Sales Director
Komite Audit		Audit Committee
Ketua	Tan Ek Kia	Chairman
Anggota	Michell Suharli	Members
	Dikdik Sugiharto	

*) merangkap komisaris independen

*) also serves as independent commissioner

Perusahaan dan entitas anak ("Grup") memiliki jumlah karyawan sebanyak 2.384 pada tanggal 31 Desember 2024 (31 Desember 2023: 2.296) (tidak diaudit).

The Company and its subsidiaries (the "Group") have total number of employees of 2,384 as of December 31, 2024 (December 31, 2023: 2,296) (unaudited).

Pada tanggal 12 November 2019, Otoritas Jasa Keuangan ("OJK") menerbitkan pernyataan efektif atas penggabungan usaha antara Perusahaan dan PT Petrokimia Butadiene Indonesia ("PBI") yang berlaku efektif secara legal pada tanggal 1 Januari 2020.

On November 12, 2019, the Capital Market Supervisory Board ("OJK") issued a notice of effectivity for the merger between the Company and PT Petrokimia Butadiene Indonesia ("PBI") which is legally effective on January 1, 2020.

Berdasarkan Rapat Umum Luar Biasa Pemegang Saham Perusahaan, yang diaktakan dalam Akta Notaris No. 76 tanggal 15 November 2019 dari Jose Dima Satria, S.H., M.Kn., Notaris di Jakarta, para pemegang saham Perusahaan menyetujui transaksi penggabungan usaha ini.

Based on Extraordinary General Meeting of Shareholders of the Company, as stated in Notarial Deed No. 76 dated November 15, 2019 of Jose Dima Satria, S.H., M.Kn., Notary in Jakarta, the Company's shareholders approved this merger transaction.

Pada tanggal 2 Desember 2020, OJK menerbitkan pernyataan efektif atas penggabungan usaha antara Perusahaan dan PT Styrindo Mono Indonesia ("SMI") yang berlaku efektif secara legal pada tanggal 1 Januari 2021.

On December 2, 2020, OJK issued a notice of effectivity for the merger between the Company and PT Styrindo Mono Indonesia ("SMI") which is legally effective on January 1, 2021.

Berdasarkan Rapat Umum Luar Biasa Pemegang Saham Perusahaan, yang diaktakan dalam Akta Notaris No. 48 tanggal 7 Desember 2020 dari Jose Dima Satria, S.H., M.Kn., Notaris di Jakarta, para pemegang saham Perusahaan menyetujui transaksi penggabungan usaha ini.

Based on Extraordinary General Meeting of Shareholders of the Company, as stated in Notarial Deed No. 48 dated December 7, 2020 of Jose Dima Satria, S.H., M.Kn., Notary in Jakarta, the Company's shareholders approved this merger transaction.

b. Penawaran Umum Saham Perusahaan

b. The Company's Public Offering

Perusahaan memperoleh pernyataan efektif dari Ketua Bapepam (sekarang Otoritas Jasa Keuangan/OJK) dengan surat No. S-977/PM/1996 tanggal 14 Juni 1996 sebagai perusahaan publik. Perusahaan melakukan pencatatan pada Bursa Efek Jakarta (sekarang Bursa Efek Indonesia) atas seluruh sahamnya, yang telah ditempatkan dan disetor penuh, sejumlah 257.500.000 saham dengan nilai nominal Rp 1.000 per saham. Perdagangan saham di Bursa Efek Jakarta (sekarang Bursa Efek Indonesia) ini dihentikan mulai tanggal 3 Februari 2003. Pada tanggal 22 Mei 2008, Perusahaan melakukan pencatatan kembali (*relisted*) atas seluruh sahamnya yang telah ditempatkan dan disetor penuh sejumlah 728.401.000 saham dengan nilai nominal Rp 1.000 per saham di Bursa Efek Indonesia.

By virtue of Bapepam (currently Capital Market Supervisory Board/OJK) letter No. S-977/PM/1996 dated June 14, 1996, the Company's registration statement as a public company was declared effective. The Company listed its entire capital stock issued and fully paid comprising 257,500,000 shares with nominal value of Rp 1,000 per share on Jakarta Stock Exchange (currently Indonesia Stock Exchange). Trading of the Company's shares on Jakarta Stock Exchange (currently Indonesia Stock Exchange) was delisted on February 3, 2003. On May 22, 2008, the Company relisted its entire issued and fully paid capital stock comprising 728,401,000 shares, with nominal value of Rp 1,000 per share in Indonesia Stock Exchange.

Pada tanggal 25 Juli 1994, Perusahaan melakukan penawaran umum atas *American Depository Shares* ("ADS"), yang mewakili saham Perusahaan. ADS tersebut tercatat di *National Association of Securities Dealer Automated Quotation* ("NASDAQ"). Pada tanggal 14 Maret 1996, pencatatan ADS Perusahaan dipindahkan dari NASDAQ ke *New York Stock Exchange* ("NYSE"). Perdagangan saham Perusahaan di NYSE telah dihentikan sejak tanggal 23 Maret 2000.

On July 25, 1994, the Company made a public offering of American Depository Shares ("ADS"), representing shares of common stock of the Company. The ADS were listed on the National Association of Securities Dealer Automated Quotation ("NASDAQ"). On March 14, 1996, the ADS's listing was transferred from NASDAQ to the New York Stock Exchange ("NYSE"). Trading of the Company's common stock on the NYSE was delisted effective on March 23, 2000.

Pada tanggal 31 Oktober 2013, Perusahaan memperoleh pernyataan efektif dari OJK berdasarkan surat No. S-346/D.04/2013 untuk mengadakan Penawaran Umum Terbatas I ("PUT I") dengan Hak Memesan Efek Terlebih Dahulu dimana Perusahaan menerbitkan sebanyak 220.766.142 saham. Jumlah saham yang dicatat pada Bursa Efek Indonesia pada tanggal 22, 26 dan 29 November 2013 masing-masing sebanyak 66.488.061, 1.680 dan 154.276.401 saham.

On October 31, 2013, the Company obtained notice of effectivity from OJK based on Letter No. S-346/D.04/2013 for the Limited Public Offering I ("LPO I") to the Shareholders with Preemptive Rights totalling 220,766,142 shares. The number of shares recorded in Indonesia Stock Exchange on November 22, 26 and 29, 2013 were 66,488,061, 1,680 and 154,276,401 shares, respectively.

Pada tanggal 14 Agustus 2017, Perusahaan memperoleh pernyataan efektif dari OJK berdasarkan surat No. S-410/D.04/2017 untuk mengadakan Penawaran Umum Terbatas II ("PUT II") kepada para pemegang saham dengan Hak Memesan Efek Terlebih Dahulu sebanyak 279.741.494 saham. Pada tanggal 8 September 2017, saham tersebut dicatat pada Bursa Efek Indonesia.

On August 14, 2017, the Company obtained notice of effectivity from OJK based on Letter No. S-410/D.04/2017 for the Limited Public Offering II ("LPO II") to stockholders with Preemptive Rights totalling 279,741,494 shares. On September 8, 2017, these shares were listed on Indonesia Stock Exchange.

Sesuai dengan akta Rapat Umum Pemegang Saham Luar Biasa ("RUPSLB") No. 7 tanggal 6 November 2017, Perusahaan melakukan pemecahan nilai nominal saham dari Rp 1.000 per saham menjadi Rp 200 per saham atau dengan rasio 1:5.

Based on Extraordinary General Meeting of Shareholders ("EGMS") No. 7 dated November 6, 2017, the Company conducted stock split for the nominal value of shares from Rp 1,000 per share to Rp 200 per share or with ratio 1:5.

Pada tanggal 20 Agustus 2021, Perusahaan memperoleh pernyataan efektif dari OJK berdasarkan surat No. S-137/D.04/2021 untuk mengadakan Penawaran Umum Terbatas III ("PUT III") kepada para pemegang saham dengan Hak Memesan Efek Terlebih Dahulu ("HMETD") sebanyak 3.794.366.013 saham. Pada tanggal 3 September 2021, saham tersebut dicatat pada Bursa Efek Indonesia.

On August 20, 2021, the Company obtained notice of effectivity from OJK based on Letter No. S-137/D.04/2021 for the Limited Public Offering III ("LPO III") to stockholders with Preemptive Rights totalling 3,794,366,013 shares. On September 3, 2021, these shares were listed on Indonesia Stock Exchange.

Sesuai dengan akta Rapat Umum Pemegang Saham Luar Biasa ("RUPSLB") No. 35 tanggal 5 Agustus 2022, Perusahaan melakukan pemecahan nilai nominal saham dari Rp 200 per saham menjadi Rp 50 per saham atau dengan rasio 1:4.

Based on Extraordinary General Meeting of Shareholders ("EGMS") No. 35, dated August 5, 2022, the Company conducted stock split for the nominal value of shares from Rp 200 per share to Rp 50 per share or with ratio 1:4.

Pada tanggal 31 Desember 2024 dan 2023 seluruh saham Perusahaan sebanyak 86.511.545.092 saham telah tercatat pada Bursa Efek Indonesia.

As of December 31, 2024 and 2023, all of the Company's outstanding shares totaling to 86,511,545,092 shares have been listed in the Indonesia Stock Exchange.

c. Penawaran Umum Obligasi Perusahaan

c. The Company's Bonds Offering

Obligasi Chandra Asri Petrochemical Berkelanjutan IV Tahun 2022

Chandra Asri Petrochemical Shelf Registration Bonds IV Year 2022

Pada tanggal 29 Juli 2022, Perusahaan memperoleh pernyataan efektif dari OJK berdasarkan surat No. S-149/D.04/2022 untuk melakukan Penawaran Umum Obligasi Berkelanjutan IV Chandra Asri Petrochemical dengan jumlah pokok sebesar Rp 8 triliun (setara dengan US$ 534.831 ribu).

On July 29, 2022, the Company obtained notice of effectivity from OJK based on letter No. S-149/D.04/2022 for Chandra Asri Petrochemical Shelf Registration Bonds IV Offering with principal amounting to Rp 8 trillion (equivalent to US$ 534,831 thousand).

Dalam rangka Penawaran Umum Obligasi Berkelanjutan tersebut, Perusahaan telah menerbitkan:

In the context of the Bonds' Offering, the Company has issued:

- Obligasi Berkelanjutan IV Chandra Asri Petrochemical Tahap I Tahun 2022 sejumlah Rp 2 triliun (setara dengan US$ 134.093 ribu) yang terdiri atas Seri A sejumlah Rp 1.426,45 miliar (setara dengan US$ 95.639 ribu) yang jatuh tempo pada 9 Agustus 2027, Seri B sejumlah Rp 347 miliar (setara dengan US$ 23.265 ribu) yang jatuh tempo pada 9 Agustus 2029 dan Seri C sejumlah Rp 226,55 miliar (setara dengan US$ 15.189 ribu) yang jatuh tempo pada 9 Agustus 2032. Obligasi tersebut dicatat pada Bursa Efek Indonesia pada 9 Agustus 2022 (Catatan 22).

- The Chandra Asri Petrochemical Shelf Registration Bonds IV Phase I Year 2022 amounting to Rp 2 trillion (equivalent to US$ 134,093 thousand) which comprise of Series A amounting to Rp 1,426.45 billion (equivalent to US$ 95,639 thousand) with maturity date of August 9, 2027, Series B amounting to Rp 347 billion (equivalent to US$ 23,265 thousand) with maturity date of August 9, 2029 and Series C amounting to Rp 226.55 billion (equivalent to US$ 15,189 thousand) with maturity date of August 9, 2032. The Bonds were listed on the Indonesia Stock Exchange on August 9, 2022 (Note 22).

- Obligasi Berkelanjutan IV Chandra Asri Petrochemical Tahap II Tahun 2023 sejumlah Rp 1,25 Triliun (setara dengan US$ 82.021 ribu) yang terdiri atas seri A sejumlah Rp 1.022,65 miliar (setara dengan US$ 67.103 ribu) yang jatuh tempo pada 28 Februari 2028 dan Seri B sejumlah Rp 227,35 miliar (setara dengan US$ 14.918 ribu) yang jatuh tempo pada 28 Februari 2030. Obligasi tersebut dicatat pada Bursa Efek Indonesia pada 1 Maret 2023 (Catatan 22).

- The Chandra Asri Petrochemical Shelf Registration Bonds IV Phase II Year 2023 amounting to Rp 1.25 trillion (equivalent to US$ 82,021 thousand) which comprise of Series A amounting to Rp 1,022.65 billion (equivalent to US$ 67,103 thousand) with maturity date of February 28, 2028 and Series B amounting to Rp 227.35 billion (equivalent to US$ 14,918 thousand) with maturity date of February 28, 2030. The Bonds were listed on the Indonesia Stock Exchange on March 1, 2023 (Note 22).

- Obligasi Berkelanjutan IV Chandra Asri Petrochemical Tahap III Tahun 2023 sejumlah Rp 1 Triliun (setara dengan US$ 64.408 ribu) yang terdiri atas seri A sejumlah Rp 361,48 miliar (setara dengan US$ 23.282 ribu) yang jatuh tempo pada 27 September 2026, seri B sejumlah Rp 534,76 miliar (setara dengan US$ 34.443 ribu) yang jatuh tempo pada 27 September 2028, dan Seri C sejumlah Rp 103,76 miliar (setara dengan US$ 6.683 ribu) yang jatuh tempo pada 27 September 2030. Obligasi tersebut dicatat pada Bursa Efek Indonesia pada 29 September 2023 (Catatan 22).

- Obligasi Berkelanjutan IV Chandra Asri Pacific Tahap IV Tahun 2024 sejumlah Rp 1,5 Triliun (setara dengan US$ 96.111 ribu) yang terdiri atas seri A sejumlah Rp 542,38 miliar (setara dengan US$ 34.752 ribu) yang jatuh tempo pada 1 Maret 2027, seri B sejumlah Rp 416,80 miliar (setara dengan US$ 26.706 ribu) yang jatuh tempo pada 1 Maret 2029, dan Seri C sejumlah Rp 540,83 miliar (setara dengan US$ 34.653 ribu) yang jatuh tempo pada 1 Maret 2031. Obligasi tersebut dicatat pada Bursa Efek Indonesia pada 4 Maret 2024 (Catatan 22).

- The Chandra Asri Petrochemical Shelf Registration Bonds IV Phase III Year 2023 amounting to Rp 1 trillion (equivalent to US$ 64,408 thousand) which comprise of Series A amounting to Rp 361.48 billion (equivalent to US$ 23,282 thousand) with maturity date of September 27, 2026, Series B amounting to Rp 534.76 billion (equivalent to US$ 34,443 thousand) with maturity date of September 27, 2028, and Series C amounting to Rp 103.76 billion (equivalent to US$ 6,683 thousand) with maturity date of September 27, 2030. The Bonds were listed on the Indonesia Stock Exchange on September 29, 2023 (Note 22).

- The Chandra Asri Pacific Shelf Registration Bonds IV Phase IV Year 2024 amounting to Rp 1.5 trillion (equivalent to US$ 96,111 thousand) which comprise of Series A amounting to Rp 542.38 billion (equivalent to US$ 34,752 thousand) with maturity date of March 1, 2027, Series B amounting to Rp 416.80 billion (equivalent to US$ 26,706 thousand) with maturity date of March 1, 2029, and Series C amounting to Rp 540.83 billion (equivalent to US$ 34,653 thousand) with maturity date of March 1, 2031. The Bonds were listed on the Indonesia Stock Exchange on March 4, 2024 (Note 22).

Obligasi Chandra Asri Petrochemical Berkelanjutan III Tahun 2020

Pada tanggal 13 Agustus 2020, Perusahaan memperoleh pernyataan efektif dari OJK berdasarkan surat No. S-214/D.04/2020 untuk melakukan Penawaran Umum Obligasi Berkelanjutan III Chandra Asri Petrochemical dengan jumlah pokok sebesar Rp 5 triliun (setara dengan US$ 336.089 ribu).

Dalam rangka Penawaran Umum Obligasi Berkelanjutan tersebut, Perusahaan telah menerbitkan:

- Obligasi Berkelanjutan III Chandra Asri Petrochemical Tahap I Tahun 2020 sejumlah Rp 1 triliun (setara dengan US$ 68.325 ribu) yang terdiri atas Seri A sejumlah Rp 528,8 miliar (setara dengan US$ 36.130 ribu) yang jatuh tempo pada 26 Agustus 2023, Seri B sejumlah Rp 357,7 miliar (setara dengan US$ 24.440 ribu) yang jatuh tempo pada 26 Agustus 2025 dan Seri C sejumlah Rp 113,5 miliar (setara dengan US$ 7.755 ribu) yang jatuh tempo pada 26 Agustus 2027. Obligasi tersebut dicatat pada Bursa Efek Indonesia pada 27 Agustus 2020 (Catatan 22).

Chandra Asri Petrochemical Shelf Registration Bonds III Year 2020

On August 13, 2020, the Company obtained notice of effectivity from OJK based on letter No. S-214/D.04/2020 for Chandra Asri Petrochemical Shelf Registration Bonds III Offering with principal amounting to Rp 5 trillion (equivalent to US$ 336,089 thousand).

In the context of the Bonds' Offering, the Company has issued:

- The Chandra Asri Petrochemical Shelf Registration Bonds III Phase I Year 2020 amounting to Rp 1 trillion (equivalent to US$ 68,325 thousand) which comprise of Series A amounting to Rp 528.8 billion (equivalent to US$ 36,130 thousand) with maturity date of August 26, 2023, Series B amounting to Rp 357.7 billion (equivalent to US$ 24,440 thousand) with maturity date of August 26, 2025 and Series C amounting to Rp 113.5 billion (equivalent to US$ 7,755 thousand) with maturity date of August 26, 2027. The Bonds were listed on the Indonesia Stock Exchange on August 27, 2020 (Note 22).

- Obligasi Berkelanjutan III Chandra Asri Petrochemical Tahap II Tahun 2020 sejumlah Rp 600 miliar (setara dengan US$ 40.358 ribu) yang jatuh tempo pada 4 November 2023. Obligasi tersebut dicatat pada Bursa Efek Indonesia pada 5 November 2020 (Catatan 22).

- Obligasi Berkelanjutan III Chandra Asri Petrochemical Tahap III Tahun 2021 sejumlah Rp 1 triliun (setara dengan US$ 68.339 ribu) yang terdiri atas Seri A sejumlah Rp 50 miliar (setara dengan US$ 3.417 ribu) yang jatuh tempo pada 15 April 2024, Seri B sejumlah Rp 587,95 miliar (setara dengan US$ 40.180 ribu) yang jatuh tempo pada 15 April 2026 dan Seri C sejumlah Rp 362,05 miliar (setara dengan US$ 24.742 ribu) yang jatuh tempo pada 15 April 2028. Obligasi tersebut dicatat pada Bursa Efek Indonesia pada 15 April 2021 (Catatan 22).

- Obligasi Berkelanjutan III Chandra Asri Petrochemical Tahap IV Tahun 2021 sejumlah Rp 1 triliun (setara dengan US$ 69.828 ribu) yang terdiri atas Seri A sejumlah Rp 266,95 miliar (setara dengan US$ 18.640 ribu) yang jatuh tempo pada 29 Oktober 2026, Seri B sejumlah Rp 581,50 miliar (setara dengan US$ 40.605 ribu) yang jatuh tempo pada 29 Oktober 2028 dan Seri C sejumlah Rp 151,55 miliar (setara dengan US$ 10.583 ribu) yang jatuh tempo pada 29 Oktober 2031. Obligasi tersebut dicatat pada Bursa Efek Indonesia pada 1 November 2021 (Catatan 22).

- Obligasi Berkelanjutan III Chandra Asri Petrochemical Tahap V Tahun 2022 sejumlah Rp 1,4 triliun (setara dengan US$ 97.568 ribu) yang terdiri atas Seri A sejumlah Rp 860 miliar (setara dengan US$ 59.935 ribu) yang jatuh tempo pada 8 Maret 2027, Seri B sejumlah Rp 300 miliar (setara dengan US$ 20.907 ribu) yang jatuh tempo pada 8 Maret 2029 dan Seri C sejumlah Rp 240 miliar (setara dengan US$ 16.726 ribu) yang jatuh tempo pada 8 Maret 2032. Obligasi tersebut dicatat pada Bursa Efek Indonesia pada 9 Maret 2022 (Catatan 22).

Obligasi Chandra Asri Petrochemical Berkelanjutan II Tahun 2018

Pada tanggal 13 Desember 2018, Perusahaan memperoleh pernyataan efektif dari OJK berdasarkan surat No. S-181/D.04/2018 untuk melakukan Penawaran Umum Obligasi Berkelanjutan II Chandra Asri Petrochemical dengan jumlah pokok sebesar Rp 2 triliun (setara dengan US$ 137.589 ribu).

- The Chandra Asri Petrochemical Shelf Registration Bonds III Phase II Year 2020 amounting to Rp 600 billion (equivalent to US$ 40,358 thousand) with maturity date of November 4, 2023. The Bonds were listed on the Indonesia Stock Exchange on November 5, 2020 (Note 22).

- The Chandra Asri Petrochemical Shelf Registration Bonds III Phase III Year 2021 amounting to Rp 1 trillion (equivalent to US$ 68,339 thousand) which comprise of Series A amounting to Rp 50 billion (equivalent to US$ 3,417 thousand) with maturity date of April 15, 2024, Series B amounting to Rp 587.95 billion (equivalent to US$ 40,180 thousand) with maturity date of April 15, 2026 and Series C amounting to Rp 362.05 billion (equivalent to US$ 24,742 thousand) with maturity date of April 15, 2028. The Bonds were listed on the Indonesia Stock Exchange on April 15, 2021 (Note 22).

- The Chandra Asri Petrochemical Shelf Registration Bonds III Phase IV Year 2021 amounting to Rp 1 trillion (equivalent to US$ 69,828 thousand) which comprise of Series A amounting to Rp 266.95 billion (equivalent to US$ 18,640 thousand) with maturity date of October 29, 2026, Series B amounting to Rp 581.50 billion (equivalent to US$ 40,605 thousand) with maturity date of October 29, 2028 and Series C amounting to Rp 151.55 billion (equivalent to US$ 10,583 thousand) with maturity date of October 29, 2031. The Bonds were listed on the Indonesia Stock Exchange on November 1, 2021 (Note 22).

- The Chandra Asri Petrochemical Shelf Registration Bonds III Phase V Year 2022 amounting to Rp 1.4 trillion (equivalent to US$ 97,568 thousand) which comprise of Series A amounting to Rp 860 billion (equivalent to US$ 59,935 thousand) with maturity date of March 8, 2027, Series B amounting to Rp 300 billion (equivalent to US$ 20,907 thousand) with maturity date of March 8, 2029 and Series C amounting to Rp 240 billion (equivalent to US$ 16,726 thousand) with maturity date of March 8, 2032. The Bonds were listed on the Indonesia Stock Exchange on March 9, 2022 (Note 22).

Chandra Asri Petrochemical Shelf Registration Bonds II Year 2018

On December 13, 2018, the Company obtained notice of effectivity from OJK based on letter No. S-181/D.04/2018 for Chandra Asri Petrochemical Shelf Registration Bonds II Offering with principal amounting to Rp 2 trillion (equivalent to US$ 137,589 thousand).

Dalam rangka Penawaran Umum Obligasi Berkelanjutan tersebut, Perusahaan telah menerbitkan:

- Obligasi Berkelanjutan II Chandra Asri Petrochemical Tahap II Tahun 2019 sejumlah Rp 750 miliar (setara dengan US$ 53.953 ribu) yang jatuh tempo pada 29 Mei 2022. Obligasi tersebut dicatat pada Bursa Efek Indonesia pada 31 Mei 2019 (Catatan 22).

- Obligasi Berkelanjutan II Chandra Asri Petrochemical Tahap III Tahun 2020 sejumlah Rp 750 miliar (setara dengan US$ 54.829 ribu) yang jatuh tempo pada 12 Februari 2025. Obligasi tersebut dicatat pada Bursa Efek Indonesia pada 13 Februari 2020 (Catatan 22).

In the context of the Bonds' Offering, the Company has issued:

- The Chandra Asri Petrochemical Shelf Registration Bonds II Phase II Year 2019 amounting to Rp 750 billion (equivalent to US$ 53,953 thousand) with maturity date on May 29, 2022. The Bonds were listed on the Indonesia Stock Exchange on May 31, 2019 (Note 22).

- The Chandra Asri Petrochemical Shelf Registration Bonds II Phase III Year 2020 amounting to Rp 750 billion (equivalent to US$ 54,829 thousand) with maturity date on February 12, 2025. The Bonds were listed on the Indonesia Stock Exchange on February 13, 2020 (Note 22).

Obligasi Chandra Asri Petrochemical Berkelanjutan I Tahun 2017

Pada tanggal 4 Desember 2017, Perusahaan memperoleh pernyataan efektif dari OJK berdasarkan surat No. S-457/D.04/2017 untuk melakukan Penawaran Umum Obligasi Berkelanjutan I Chandra Asri Petrochemical dengan jumlah pokok sebanyak-banyaknya sebesar Rp 1 triliun (setara dengan US$ 73.926 ribu).

Chandra Asri Petrochemical Shelf Registration Bonds I Year 2017

On December 4, 2017, the Company obtained notice of effectivity from OJK based on letter No. S-457/D.04/2017 for Chandra Asri Petrochemical Shelf Registration Bonds I Offering with maximum amount of Rp 1 trillion (equivalent to US$ 73,926 thousand).

Dalam rangka Penawaran Umum Obligasi Berkelanjutan tersebut, Perusahaan telah menerbitkan:

- Obligasi Berkelanjutan I Chandra Asri Petrochemical Tahap I Tahun 2017 sejumlah Rp 500 miliar (setara dengan US$ 36.794 ribu) yang terdiri atas Seri A sejumlah Rp 150 miliar (setara dengan US$ 11.038 ribu) jatuh tempo pada 12 Desember 2020, Seri B sejumlah Rp 120,25 miliar (setara dengan US$ 8.849 ribu) jatuh tempo pada 12 Desember 2022 dan Seri C sejumlah Rp 229,75 miliar (setara dengan US$ 16.907 ribu) jatuh tempo pada 12 Desember 2024. Obligasi tersebut dicatat pada Bursa Efek Indonesia pada 13 Desember 2017 (Catatan 22). Pelunasan Obligasi telah dilakukan pada 12 Desember 2024.

- Obligasi Berkelanjutan I Chandra Asri Petrochemical Tahap II Tahun 2018 sejumlah Rp 500 miliar (setara dengan US$ 36.375 ribu) yang terdiri atas Seri A sejumlah Rp 100 miliar (setara dengan US$ 7.275 ribu) jatuh tempo pada 1 Maret 2021, Seri B sejumlah Rp 100 miliar (setara dengan US$ 7.275 ribu) jatuh tempo pada 1 Maret 2023 dan Seri C sejumlah Rp 300 miliar (setara dengan US$ 21.825 ribu) jatuh tempo pada 1 Maret 2025. Obligasi tersebut dicatat pada Bursa Efek Indonesia pada 2 Maret 2018 (Catatan 22).

In the context of the Bonds' Offering, the Company has issued:

- The Chandra Asri Petrochemical Shelf Registration Bonds I Phase I Year 2017 amounting to Rp 500 billion (equivalent to US$ 36,794 thousand) which comprise of Series A amounting to Rp 150 billion (equivalent to US$ 11,038 thousand) with maturity date on December 12, 2020, Series B amounting to Rp 120.25 billion (equivalent to US$ 8,849 thousand) with maturity date on December 12, 2022 and Series C amounting to Rp 229.75 billion (equivalent to US$ 16,907 thousand) with maturity date on December 12, 2024. The Bonds were listed on the Indonesia Stock Exchange on December 13, 2017 (Note 22). The bond repayments have been done on December 12, 2024.

- The Chandra Asri Petrochemical Shelf Registration Bonds I Phase II Year 2018 amounting to Rp 500 billion (equivalent to US$ 36,375 thousand) which comprise of Series A amounting to Rp 100 billion (equivalent to US$ 7,275 thousand) with maturity date on March 1, 2021, Series B amounting to Rp 100 billion (equivalent to US$ 7,275 thousand) with maturity date on March 1, 2023 and Series C amounting to Rp 300 billion (equivalent to US$ 21,825 thousand) with maturity date on March 1, 2025. The Bonds were listed on the Indonesia Stock Exchange on March 2, 2018 (Note 22).

d. Entitas Anak yang Dikonsolidasi

Rincian entitas anak Grup pada akhir periode pelaporan adalah sebagai berikut:

d. Consolidated Subsidiaries

Details of the Group's subsidiaries at the end of the reporting period are as follows:

Entitas Anak/ *Subsidiaries*	Domisili/ *Domicile*	Persentase Pemilikan/ *Percentage of Ownership* 31 Desember/ *December 31,* 2024	Persentase Pemilikan/ *Percentage of Ownership* 31 Desember/ *December 31,* 2023	Jenis Usaha/ *Nature of Business*	Tahun Operasi Komersil/ *Start of Commercial Operations*	Jumlah aset sebelum eliminasi/ *Total assets before elimination* 31 Desember/ *December 31,* 2024	Jumlah aset sebelum eliminasi/ *Total assets before elimination* 31 Desember/ *December 31,* 2023
						US$ '000	US$ '000
CAPGC Pte. Ltd. ("CAPGC") Pemilikan tidak langsung melalui CAC/*Indirect ownership through CAC*	Singapura/ *Singapore*	80,00%	-	Perusahaan investasi/ *Investing company*	Tahap Pengembangan/ *Development stage*	-	-
Chandra Asri Capital Pte. Ltd. ("CAC") Pemilikan tidak langsung melalui CATCO/*Indirect ownership through CATCO*	Singapura/ *Singapore*	100,00%	100,00%	Perusahaan investasi/ *Investing company*	2023	93	-
Chandra Asri Trading Company Pte. Ltd. ("CATCO") ex. Altus Capital Pte., Ltd. ("AC") Pemilikan langsung/*Direct ownership*	Singapura/ *Singapore*	100,00%	100,00%	Perdagangan Besar/ *Wholesale*	2009	248.271	236.486
Chandra Asri Bio Investment Pte. Ltd. ("CABI") Pemilikan tidak langsung melalui CATCO/*Indirect ownership through CATCO*	Singapura/	100,00%	-	Perusahaan investasi/	2024	26.000	-
PT Chandra Asri Alkali ("CAA") Pemilikan tidak langsung melalui CAP2 /Indirect *ownership through CAP2*	Jakarta	99,99%	99,99%	Khlor dan alkali/ *Chlor and alkali*	Tahap Pengembangan/ *Development stage*	257.387	127.598
PT Chandra Asri Konsultasi ("CAK") Pemilikan tidak langsung melalui CAP2/*Indirect ownership through CAP2*	Jakarta	99,99%	-	Konsultasi manajemen/ *Management consulting*	Tahap Pengembangan/ *Development stage*	-	-
PT Chandra Asri Perkasa ("CAP2") Pemilikan langsung/*Direct ownership*	Jakarta	99,99%	99,99%	Petrokimia/ *Petrochemical*	Tahap Pengembangan/ *Development stage*	642.147	516.650
PT Chandra Asri Port ("CA Port") Pemilikan tidak langsung melalui CSP/*Indirect ownership through CSP*	Jakarta	100,00%	100,00%	Pergudangan, penyimpanan, dan layanan kepelabuhanan/ *Warehousing, storage, and seaport service*	Tahap Pengembangan/ *Development stage*	-	-
PT Chandra Cilegon Port ("CCP") Pemilikan tidak langsung melalui CSP/*Indirect ownership through CSP*	Jakarta	100,00%	100,00%	Pergudangan, penyimpanan, dan layanan kepelabuhanan/ *Warehousing, storage, and seaport service*	Tahap Pengembangan/ *Development stage*	13.400	8.513
PT Chandra Daya Investasi ("CDI") Pemilikan langsung/ *Direct ownership*	Jakarta	70,00%	70,00%	Konsultasi manajemen/ *Management consulting*	2023	1.075.792	917.111
PT Chandra Pelabuhan Nusantara ("CPN") Pemilikan langsung/*Direct ownership*	Jakarta	99,99%	-	Pergudangan, penyimpanan, dan layanan kepelabuhanan/ *Warehousing, storage, and seaport service*	2024	62.850	-
PT Chandra Samudera Port ("CSP") Pemilikan tidak langsung melalui CDI/*Indirect ownership through CDI*	Jakarta	99,99%	99,99%	Konsultasi manajemen/ *Management consulting*	2023	13.587	8.711
PT Chandra Shipping International ("CSI") Pemilikan tidak langsung melalui CDI/*Indirect ownership through CDI*	Jakarta	49,00%	-	Angkutan laut/ *Marine transportation*	2024	51.145	-
PT Krakatau Chandra Energi ("KCE") Pemilikan tidak langsung melalui CDI/*Indirect ownership through CDI*	Cilegon	70,00%	70,00%	Industri listrik/ *Electrical industry*	1996	275.179	298.832
PT Krakatau Sarana Energi ("KSE") Pemilikan tidak langsung melalui KCE/*Indirect ownership through KCE*	Cilegon	68,07%	68,07%	Penjualan bahan bakar minyak/ *Fuels sales*	1999	736	705
PT Marina Indah Maritim ("MIM") Pemilikan tidak langsung melalui CDI/*Indirect ownership through CDI*	Jakarta	49,00%	-	Angkutan laut/ *Marine transportation*	2024	33.321	-
PT Redeco Petrolin Utama ("RPU") Pemilikan tidak langsung melalui CDI/*Indirect ownership through CDI*	Jakarta	50,75%	50,75%	Sewa tangki/ *Tanks lease*	1986	9.930	8.852

CAPGC

Berdasarkan *Accounting and Corporate Regulatory* No. ACRA240423013886 tanggal 23 April 2024, CAC mendirikan CAPGC dengan modal saham sebesar US$ 1 yang terdiri dari 1 lembar saham.

Pada tanggal 7 Mei 2024, CAPGC meningkatkan modal saham menjadi sebesar US$ 10 terbagi atas 8 lembar saham kepada CAC dan 2 lembar saham kepada Glencore Asian Holdings Pte. Ltd. ("Glencore") yang merupakan entitas anak dari Glencore plc. Dengan peningkatan modal tersebut, bagian kepemilikan CAC dan Glencore masing-masing menjadi sebesar 80% dan 20%.

CAC

Berdasarkan *Accounting and Corporate Regulatory* No. ACRA231114197937 tanggal 14 November 2023, CATCO mendirikan CAC dengan modal saham sebesar US$ 1 yang terdiri dari 1 lembar saham.

Berdasarkan *Electronic Register of Members* No. 202344865E tanggal 30 April 2024, CATCO melakukan penambahan modal saham CAC sebesar US$ 100 ribu yang terdiri dari 100 ribu lembar saham.

CATCO

Berdasarkan *Electronic Register of Members* No. ARN20201201128578 tanggal 1 Desember 2020, Perusahaan melakukan penambahan modal saham CATCO sebesar US$ 5.000 ribu yang terdiri dari 5.000 ribu lembar saham. Pada tahun 2020, CATCO juga menambah jenis usahanya menjadi perdagangan besar dan jasa penunjang usaha lainnya.

Pada 23 September 2021, Perusahaan melakukan tambahan setoran modal saham CATCO sebesar US$ 100.120 ribu yang terdiri dari 100.120 ribu lembar saham preferen. Pada 28 September 2021, CATCO melakukan penebusan seluruh saham preferen tersebut dengan obligasi PT Bank Negara Indonesia (Persero) Tbk senilai US$ 100.120 ribu.

Berdasarkan *Electronic Register of Members* N*o.* ARN20211027110142 tanggal 27 Oktober 2021, Perusahaan melakukan penambahan modal saham CATCO sebesar US$ 2.000 ribu yang terdiri dari 2.000 ribu lembar saham.

Berdasarkan *Electronic Register of Members* N*o.* 200919215M tanggal 29 Mei 2023, Perusahaan melakukan penambahan modal saham CATCO sebesar US$ 10.000 ribu yang terdiri dari 10.000 ribu lembar saham.

Pada tanggal 26 September 2023, Perusahaan melakukan penambahan modal saham CATCO sebesar US$ 50.000 ribu yang terdiri dari 50.000 ribu lembar saham.

CAPGC

Based on Accounting and Corporate Regulatory Authority No. ACRA240423013886 dated April 23, 2024, CAC established a company named CAPGC with total authorized capital stock amounted US$ 1 consisting of 1 share.

On May 7, 2024, CAPGC increased its paid-up capital to US$ 10 consist of 8 shares to CAC and 2 shares to Glencore Asian Holdings Pte. Ltd. ("Glencore"), a subsidiary of Glencore plc. From this increase of paid-up capital, the interest of CAC and Glencore become 80% and 20%, respectively.

CAC

Based on Accounting and Corporate Regulatory Authority No. ACRA231114197937 dated November 14, 2023, CATCO established CAC with total authorized capital stock amounted US$ 1 consisting of 1 share.

Based on Electronic Register of Members No. 202344865E dated April 30, 2024, CATCO increased its paid-up capital to CAC amounting to US$ 100 thousand that consists of 100 thousand shares.

CATCO

Based on Electronic Register of Members No. ARN20201201128578 dated December 1, 2020, the Company increased its paid-up capital to CATCO amounting to US$ 5,000 thousand that consists of 5,000 shares. In 2020, CATCO also added its nature of business into wholesale and other support services.

On September 23, 2021, the Company increased its paid-up capital to CATCO amounting to US$ 100,120 thousand that consists of 100,120 thousand preference shares. On September 28, 2021, CATCO redeemed all the preference shares in the form of bonds issued by PT Bank Negara Indonesia (Persero) Tbk amounting to US$ 100,120 thousand.

Based on Electronic Register of Members No. ARN20211027110142 dated October 27, 2021, the Company increased its paid-up capital to CATCO amounting to US$ 2,000 thousand that consists of 2,000 thousand shares.

Based on Electronic Register of Members No. 200919215M dated May 29, 2023, the Company increased its paid-up capital to CATCO amounting to US$ 10,000 thousand that consists of 10,000 thousand shares.

On September 26, 2023, the Company increased its paid-up capital to CATCO amounting to US$ 50,000 thousand that consists of 50,000 thousand shares.

Berdasarkan *Electronic Register of Members* No*.* 200919215M tanggal 17 Oktober 2024, Perusahaan melakukan penambahan modal saham CATCO sebesar US$ 17.000 ribu yang terdiri dari 17.000 ribu lembar saham.

Based on Electronic Register of Members No. 200919215M dated October 17, 2024, the Company increased its paid-up capital to CATCO amounting to US$ 17,000 thousand that consists of 17,000 thousand shares.

CABI

Berdasarkan *Accounting and Corporate Regulatory* No. ACRA240610050408 tanggal 10 Juni 2024, CATCO mendirikan CABI dengan modal saham sebesar US$ 1 yang terdiri dari 1 lembar saham.

Pada 17 September 2024, CATCO melakukan penambahan setoran modal saham CABI sebesar US$ 10.502 ribu yang terdiri dari 10.502 ribu lembar saham.

Pada 21 Oktober 2024, CATCO melakukan penambahan setoran modal saham CABI sebesar US$ 15.502 ribu yang terdiri dari 15.502 ribu lembar saham.

CABI

Based on Accounting and Corporate Regulatory Authority No. ACRA240610050408 dated June 10, 2024, CATCO established CABI with total authorized capital stock amounted US$ 1 consisting of 1 share.

On September 17, 2024, CATCO increased its paid-up capital to CABI amounting to US$ 10,502 thousand that consist of 10.502 thousand shares.

On October 21, 2024, CATCO increased its paid-up capital to CABI amounting to US$ 15,502 thousand that consist of 15,502 thousand shares.

CAA

Berdasarkan Akta Notaris No. 32 tanggal 8 Maret 2023, oleh Jose Dima Satria, S.H., M.Kn., Notaris di Jakarta, CAP2 dan PT Buana Primatama Niaga ("BPN") mendirikan CAA dengan modal dasar sejumlah Rp 40.005 juta (atau setara dengan US$ 2.667 ribu) terbagi atas 2.667 lembar saham, dengan masing-masing saham bernilai nominal Rp 15 juta. Dari modal dasar tersebut yang telah ditempatkan dan disetor penuh sebesar kurang lebih 25% atau sejumlah 667 lembar saham dengan nilai nominal seluruhnya sebesar Rp 10.005 juta (atau setara dengan US$ 667 ribu). Akta tersebut telah disahkan oleh Menteri Hukum dan Hak Asasi Manusia melalui Surat Keputusan No. AHU-0019505.AH.01.01. Tahun 2023 tanggal 9 Maret 2023.

Berdasarkan Akta Notaris No. 144 tanggal 26 Mei 2023 oleh Jose Dima Satria, S.H., M.Kn., Notaris di Jakarta, CAP2 menyetujui tambahan setoran modal dasar ke CAA sebesar US$ 12.001 ribu (atau setara dengan Rp 180.015 juta) serta tambahan modal ditempatkan dan disetor penuh ke CAA sebesar US$ 3.000 ribu (atau setara dengan Rp 45 milliar). Akta ini telah mendapat persetujuan oleh Menteri Hukum dan Hak Asasi Manusia dalam Surat Keputusan No. AHU-AH.01.03-0070019. Tahun 2023 tanggal 29 Mei 2023.

Berdasarkan Akta Notaris No. 119 tanggal 28 Agustus 2023 oleh Jose Dima Satria, S.H., M.Kn., Notaris di Jakarta, CAP2 menyetujui tambahan modal ditempatkan dan disetor penuh ke CAA sebesar US$ 6.500 ribu atau Rp 97.500 juta terbagi atas 6.500 saham. Akta ini telah mendapat persetujuan oleh Menteri Hukum dan Hak Asasi Manusia dalam Surat Keputusan No. AHU-AH.01.03-0112307. Tahun 2023 tanggal 31 Agustus 2023.

CAA

Based on Notarial Deed No. 32 dated March 8, 2023, by Jose Dima Satria, S.H., M.Kn., a Notary in Jakarta, CAP2 and PT Buana Primatama Niaga ("BPN") established a company named CAA with total authorized capital stock amounted to Rp 40,005 million (or equivalent to US$ 2,667 thousand) consist of 2,667 shares with par value of Rp 15 million. From authorized capital stock, the issued and paid in capital is approximately of 25% or equivalent to 667 shares amounted to Rp 10,005 million (or equivalent to US$ 667 thousand). These deeds were approved by the Minister of Law and Human Rights under Decision Letter No. AHU-0019505.AH.01.01. Year 2023, dated March 9, 2023.

Based on Notarial Deed No. 144 dated May 26, 2023, from Jose Dima Satria, S.H., M.Kn., Notary in Jakarta, CAP2 increased its paid-up capital to CAA amounting US$ 12,001 thousand (or equivalent to Rp 180,015 million) also increased its issued and fully paid shares to CAA amounting US$ 3,000 thousand (or equivalent to Rp 45 billion). The deed was approved by the Ministry of Law and Human Rights of Republic of Indonesia as stated in Decision Letter No. AHU-AH.01.03-0070019. Year 2023 dated May 29, 2023.

Based on Notarial Deed No. 119 dated August 28, 2023, from Jose Dima Satria, S.H., M.Kn., Notary in Jakarta, CAP2 increased its issued and fully paid shares to CAA amounting US$ 6,500 thousand or Rp 97,500 million consist of 6,500 shares. The deed was approved by the Ministry of Law and Human Rights of Republic of Indonesia as stated in Decision Letter No. AHU-AH.01.03-0112307. Year 2023 dated August 31, 2023.

Berdasarkan Akta Notaris No. 65 tanggal 16 Oktober 2023 oleh Jose Dima Satria, S.H., M.Kn., Notaris di Jakarta, CAP2 menyetujui tambahan setoran modal dasar ke CAA sebesar US$ 100.000 ribu (atau setara dengan Rp 1.500 miliar) serta tambahan modal ditempatkan dan disetor penuh ke CAA sebesar US$ 40.000 ribu (atau setara dengan Rp 600 milliar). Akta ini telah mendapat persetujuan oleh Menteri Hukum dan Hak Asasi Manusia dalam Surat Keputusan No. AHU-0063741.AH.01.02. Tahun 2023 tanggal 19 Oktober 2023.

Based on Notarial Deed No. 65 dated October 16, 2023, from Jose Dima Satria, S.H., M.Kn., Notary in Jakarta, CAP2 increased its paid-up capital to CAA amounting US$ 100,000 thousand (or equivalent to Rp 1,500 billion) also increased its issued and fully paid shares to CAA amounting US$ 40,000 thousand (or equivalent to Rp 600 million). The deed was approved by the Ministry of Law and Human Rights of Republic of Indonesia as stated in Decision Letter No. AHU-0063741.AH.01.02. Year 2023 dated October 19, 2023.

Berdasarkan Akta Notaris No. 95 tanggal 17 November 2023 oleh Jose Dima Satria, S.H., M.Kn., Notaris di Jakarta, CAP2 menyetujui tambahan setoran modal dasar ke CAA sebesar US$ 135.332 ribu (atau setara dengan Rp 2.209.980 juta) serta tambahan modal ditempatkan dan disetor penuh ke CAA sebesar US$ 77.150 ribu (atau setara dengan Rp 1.157.250 juta). Akta ini telah mendapat persetujuan oleh Menteri Hukum dan Hak Asasi Manusia dalam Surat Keputusan No. AHU-0074258.AH.01.02. Tahun 2023 tanggal 29 November 2023.

Based on Notarial Deed No. 95 dated November 17, 2023, from Jose Dima Satria, S.H., M.Kn., Notary in Jakarta, CAP2 increased its paid-up capital to CAA amounting US$ 135,332 thousand (or equivalent to Rp 2,209,980 million) also increased its issued and fully paid shares to CAA amounting US$ 77,150 thousand (or equivalent to Rp 1,157,250 million). The deed was approved by the Ministry of Law and Human Rights of Republic of Indonesia as stated in Decision Letter No. AHU-0074258.AH.01.02. Year 2023 dated November 29, 2023.

Berdasarkan Akta Notaris No. 115 tanggal 25 Maret 2024 oleh Jose Dima Satria, S.H., M.Kn., Notaris di Jakarta, CAP2 menyetujui tambahan modal ditempatkan dan disetor penuh ke CAA sebesar US$ 50.000 ribu (atau setara dengan Rp 750.000 juta). Akta ini telah mendapat persetujuan oleh Menteri Hukum dan Hak Asasi Manusia dalam Surat Keputusan No. AHU-AH.01.03-0072579. Tahun 2024 tanggal 26 Maret 2024.

Based on Notarial Deed No. 115 dated March 25, 2024, from Jose Dima Satria, S.H., M.Kn., Notary in Jakarta, CAP2 increased its issued and fully paid shares to CAA amounting US$ 50,000 thousand (or equivalent to Rp 750,000 million). The deed was approved by the Ministry of Law and Human Rights of Republic of Indonesia as stated in Decision Letter No. AHU-AH.01.03-0072579.Year 2024 dated March 26, 2024.

Berdasarkan Akta Notaris No. 198 tanggal 21 Juni 2024 oleh Jose Dima Satria, S.H., M.Kn., Notaris di Jakarta, CAP2 menyetujui tambahan setoran modal dasar ke CAA sebesar US$ 150.000 ribu (atau setara dengan Rp 2.250.000 juta) serta tambahan modal ditempatkan dan disetor penuh ke CAA sebesar US$ 55.000 ribu (atau setara dengan Rp 825.000 juta). Akta ini telah mendapat persetujuan oleh Menteri Hukum dan Hak Asasi Manusia dalam Surat Keputusan No. AHU-AH.01.03-0157673. Tahun 2024 tanggal 25 Juni 2024.

Based on Notarial Deed No. 198 dated June 21, 2024, from Jose Dima Satria, S.H., M.Kn., Notary in Jakarta, CAP2 increased its paid-up capital to CAA amounting US$ 150,000 thousand (or equivalent to Rp 2,250,000 million) also increased its issued and fully paid shares to CAA amounting US$ 55,000 thousand (or equivalent to Rp 825,000 million). The deed was approved by the Ministry of Law and Human Rights of Republic of Indonesia as stated in Decision Letter No. AHU-AH.01.03-0157673. Year 2024 dated June 25, 2024.

CAK

Berdasarkan Akta Notaris No. 86 tanggal 24 September 2024, oleh Jose Dima Satria, S.H., M.Kn., Notaris di Jakarta, CAP2 dan BPN mendirikan CAK dengan modal dasar sejumlah Rp 15.000 juta terbagi atas 100 ribu lembar saham, dengan masing-masing saham bernilai nominal Rp 150 ribu. Dari modal dasar tersebut yang telah ditempatkan dan disetor penuh sebesar kurang lebih 67% atau sejumlah 67 ribu lembar saham dengan nilai nominal seluruhnya sebesar Rp 10.050 juta. Akta tersebut telah disahkan oleh Menteri Hukum dan Hak Asasi Manusia melalui Surat Keputusan No. AHU-0077031.AH.01.01. Tahun 2024 tanggal 01 Oktober 2024.

CAK

Based on Notarial Deed No. 86 dated September 24, 2024, by Jose Dima Satria, S.H., M.Kn., a Notary in Jakarta, CAP2 and BPN established CAK with total authorized capital stock amounted to Rp 15,000 million consist of 100 thousand shares with par value of Rp 150 thousand. From authorized capital stock, the issued and paid in capital is approximately of 67% or equivalent to 67 thousand shares amounted to Rp 10,050 million. These deeds were approved by the Minister of Law and Human Rights under Decision Letter No. AHU-0077031.AH.01.01. Year 2024, dated October 01, 2024.

CAP2

Berdasarkan Akta Notaris No. 102 tanggal 21 Mei 2018, dari Jose Dima Satria, S.H., M.Kn., Notaris di Jakarta, Perusahaan dan SMI memiliki saham CAP2 dengan modal dasar sebesar US$ 190.000 ribu atau ekuivalen dengan Rp 2.530.990 juta yang terdiri atas 190.000 lembar saham. Akta tersebut telah disahkan oleh Menteri Hukum Dan Hak Asasi Manusia Republik Indonesia melalui Surat Keputusan No. AHU-0074583.AH.01.11. Tahun 2018 tanggal 30 Mei 2018.

Berdasarkan Akta Notaris No. 116 tanggal 19 Agustus 2019, dari Jose Dima Satria, S.H., M.Kn., Notaris di Jakarta, Perusahaan dan SMI melakukan tambahan setoran modal ke CAP2 sebesar US$ 50.000 ribu. Akta tersebut telah disahkan oleh Menteri Hukum dan Hak Asasi Manusia Republik Indonesia melalui Surat Keputusan No. AHU 014440404.AH.01.11. Tahun 2019 tanggal 21 Agustus 2019.

Berdasarkan Akta Notaris No. 32 tanggal 10 Januari 2020, dari Jose Dima Satria, S.H., M.Kn., Notaris di Jakarta, Perusahaan dan SMI melakukan tambahan setoran modal ke CAP2 sebesar US$ 25.000 ribu. Akta tersebut telah disahkan oleh Menteri Hukum dan Hak Asasi Manusia Republik Indonesia melalui Surat Keputusan No. AHU-0008797.AH.01.11. Tahun 2020 tanggal 16 Januari 2020.

Berdasarkan Akta Notaris No. 57 tanggal 16 Maret 2020, dari Jose Dima Satria, S.H., M.Kn., Notaris di Jakarta, Perusahaan dan SMI melakukan tambahan setoran modal ke CAP2 sebesar US$ 15.000 ribu. Akta tersebut telah disahkan oleh Menteri Hukum dan Hak Asasi Manusia Republik Indonesia melalui Surat Keputusan No. AHU-0054769.AH.01.11. Tahun 2020 tanggal 18 Maret 2020.

Sehubungan dengan penggabungan usaha Perusahaan dan SMI, Perusahaan memiliki kepemilikan CAP2 sebesar 100% pada tanggal 1 Januari 2021.

Berdasarkan Akta Notaris No. 104 tanggal 10 Juni 2021, dari Jose Dima Satria, S.H., M.Kn., Notaris di Jakarta, PT Nusantara Polymer Solutions mengambil alih 1 lembar saham atau sebesar 0,001% kepemilikan CAP2 dari Perusahaan sebesar US$ 1 ribu. Akta tersebut telah disahkan oleh Menteri Hukum dan Hak Asasi Manusia Republik Indonesia sebagaimana tercantum dalam Surat Penerimaan Pemberitahuan Perubahan Anggaran Dasar No. AHU-AH.01.03-0366554. Tahun 2021 tanggal 10 Juni 2021.

CAP2

Based on Notarial Deed No. 102 dated May 21, 2018, of Jose Dima Satria, S.H., M.Kn., Notary in Jakarta, the Company and SMI owned the shares of CAP2, with authorized capital stock amounting to US$ 190,000 thousand or equivalent to Rp 2,530,990 million consist of 190,000 shares. The Deed was approved by Minister of Law and Human Rights of Republic of Indonesia under Decision Letter No. AHU-0074583.AH.01.11. Year 2018 dated May 30, 2018.

Based on Notarial Deed No. 116 dated August 19, 2019, of Jose Dima Satria, S.H., M.Kn., Notary in Jakarta, the Company and SMI increased its paid-up capital to CAP2 amounting to US$ 50,000 thousand. The Deed was approved by Minister of Law and Human Rights of Republic of Indonesia under Decision Letter No. AHU-014440404.AH.01.11. Year 2019 dated August 21, 2019.

Based on Notarial Deed No. 32 dated January 10, 2020, of Jose Dima Satria, S.H., M.Kn., Notary in Jakarta, the Company and SMI increased its paid-up capital to CAP2 amounting to US$ 25,000 thousand. The Deed was approved by Minister of Law and Human Rights of Republic of Indonesia under Decision Letter No. AHU-0008797.AH.01.11. Year 2020 dated January 16, 2020.

Based on Notarial Deed No. 57 dated March 16, 2020, of Jose Dima Satria, S.H., M.Kn., Notary in Jakarta, the Company and SMI increased its paid-up capital to CAP2 amounting to US$ 15,000 thousand. The Deed was approved by Minister of Law and Human Rights of Republic of Indonesia under Decision Letter No. AHU-0054769.AH.01.11. Year 2020 dated March 18, 2020.

In relation with the merger of the Company and SMI, the Company has 100% ownership of CAP2 on January 1, 2021.

Based on Notarial Deed No. 104 dated June 10, 2021, of Jose Dima Satria, S.H., M.Kn., Notary in Jakarta, PT Nusantara Polymer Solutions took over 1 share or 0.001% ownership of CAP2 from the Company in the amount of US$ 1 thousand. The Deed was approved by the Minister of Law and Human Rights of the Republic of Indonesia as stated in the Receipt of Notification on Amendment to Articles of Association with Decision Letter No. AHU-AH.01.03-0366554. Year 2021 dated June 10, 2021.

Berdasarkan Akta Notaris No. 30 tanggal 9 Juli 2021, dari Jose Dima Satria, S.H., M.Kn., Notaris di Jakarta, Perusahaan telah melakukan tambahan setoran modal ke CAP2 sebesar US$ 15.000 ribu. Akta tersebut telah disahkan oleh Menteri Hukum dan Hak Asasi Manusia Republik Indonesia sebagaimana tercantum dalam Surat Penerimaan Pemberitahuan Perubahan Anggaran Dasar No. AHU-AH.01.03-0427183. Tahun 2021 tanggal 9 Juli 2021.

Based on Notarial Deed No. 30 dated July 9, 2021, of Jose Dima Satria, S.H., M.Kn., Notary in Jakarta, the Company increased its paid-up capital to CAP2 amounting to US$ 15,000 thousand. The Deed was approved by the Minister of Law and Human Rights of the Republic of Indonesia as stated in the Receipt of Notification on Amendment to Articles of Association with Decision Letter No. AHU-AH.01.03-0427183. Year 2021 dated July 9, 2021.

Berdasarkan Akta Notaris No. 77 tanggal 23 Juli 2021, dari Jose Dima Satria, S.H., M.Kn., Notaris di Jakarta, Perusahaan telah melakukan tambahan setoran modal ke CAP2 sebesar US$ 3.000 ribu. Akta tersebut telah disahkan oleh Menteri Hukum dan Hak Asasi Manusia Republik Indonesia sebagaimana tercantum dalam Surat Penerimaan Pemberitahuan Perubahan Anggaran Dasar No. AHU-AH.01.03-0430882. Tahun 2021 tanggal 23 Juli 2021.

Based on Notarial Deed No. 77 dated July 23, 2021, of Jose Dima Satria, S.H., M.Kn., Notary in Jakarta, the Company increased its paid-up capital to CAP2 amounting to US$ 3,000 thousand. The Deed was approved by the Minister of Law and Human Rights of the Republic of Indonesia as stated in the Receipt of Notification on Amendment to Articles of Association with Decision Letter No. AHU-AH.01.03-0430882. Year 2021 dated July 23, 2021.

Berdasarkan Akta Notaris No. 140 tanggal 21 Maret 2022 oleh Jose Dima Satria, S.H., M.Kn., Notaris di Jakarta, Perusahaan menyetujui tambahan setoran modal ke CAP2 sebesar US$ 50.000 ribu. Akta ini telah mendapat persetujuan oleh Menteri Hukum dan Hak Asasi Manusia dalam Surat Keputusan No. AHU-AH.01.03-0203399. Tahun 2022 tanggal 25 Maret 2022.

Based on Notarial Deed No. 140 dated March 21, 2022, from Jose Dima Satria, S.H., M.Kn., Notary in Jakarta, the Company increased its paid-up capital to CAP2 amounting US$ 50,000 thousand. The deed was approved by the Ministry of Law and Human Rights of Republic of Indonesia as stated in Decision Letter No. AHU-AH.01.03-0203399. Year 2022 dated March 25, 2022.

Berdasarkan Akta Notaris No. 35 tanggal 9 November 2022 oleh Jose Dima Satria, S.H., M.Kn., Notaris di Jakarta, Perusahaan menyetujui tambahan setoran modal ke CAP2 sebesar US$ 12.000 ribu. Akta ini telah mendapat persetujuan oleh Menteri Hukum dan Hak Asasi Manusia dalam Surat Keputusan No. AHU-AH.01.03-0313938. Tahun 2022 tanggal 16 November 2022.

Based on Notarial Deed No. 35 dated November 9, 2022, from Jose Dima Satria, S.H., M.Kn., Notary in Jakarta, the Company increased its paid-up capital to CAP2 amounting US$ 12,000 thousand. The deed was approved by the Ministry of Law and Human Rights of Republic of Indonesia as stated in Decision Letter No. AHU-AH.01.03-0313938. Year 2022 dated November 16, 2022.

Berdasarkan Akta Notaris No. 33 tanggal 8 Maret 2023 oleh Jose Dima Satria, S.H., M.Kn., Notaris di Jakarta, Perusahaan menyetujui tambahan setoran modal ke CAP2 sebesar US$ 2.000 ribu. Akta ini telah mendapat persetujuan oleh Menteri Hukum dan Hak Asasi Manusia dalam Surat Keputusan No. AHU-AH.01.03-0037256. Tahun 2023 tanggal 8 Maret 2023.

Based on Notarial Deed No. 33 dated March 8, 2023, from Jose Dima Satria, S.H., M.Kn., Notary in Jakarta, the Company increased its paid-up capital to CAP2 amounting US$ 2,000 thousand. The deed was approved by the Ministry of Law and Human Rights of Republic of Indonesia as stated in Decision Letter No. AHU-AH.01.03-0037256. Year 2023 dated March 8, 2023.

Berdasarkan Akta Notaris No. 118 tanggal 28 Agustus 2023 oleh Jose Dima Satria, S.H., M.Kn., Notaris di Jakarta, Perusahaan menyetujui tambahan modal ditempatkan dan disetor penuh ke CAP2 sebesar US$ 6.500 ribu (atau setara dengan Rp 86.586,5 juta). Akta ini telah mendapat persetujuan oleh Menteri Hukum dan Hak Asasi Manusia dalam Surat Keputusan No. AHU-AH.01.03-0111041. Tahun 2023 tanggal 29 Agustus 2023.

Based on Notarial Deed No. 118 dated August 28, 2023, from Jose Dima Satria, S.H., M.Kn., Notary in Jakarta, the Company increased its issued and fully paid shares amounting US$ 6,500 thousand (or equivalent to Rp 86,586.5 million). The deed was approved by the Ministry of Law and Human Rights of Republic of Indonesia as stated in Decision Letter No. AHU-AH.01.03-0111041. Year 2023 dated August 29, 2023.

Berdasarkan Akta Notaris No. 64 tanggal 16 Oktober 2023 oleh Jose Dima Satria, S.H., M.Kn., Notaris di Jakarta, Perusahaan menyetujui tambahan modal ditempatkan dan disetor penuh ke CAP2 sebesar US$ 40.000 ribu (atau setara dengan Rp 532.840 juta). Akta ini telah mendapat persetujuan oleh Menteri Hukum dan Hak Asasi Manusia dalam Surat Keputusan No. AHU-AH.01.03-0131026. Tahun 2023 tanggal 19 Oktober 2023.

Based on Notarial Deed No. 64 dated October 16, 2023, from Jose Dima Satria, S.H., M.Kn., Notary in Jakarta, the Company increased its issued and fully paid shares to CAP2 amounting US$ 40,000 thousand (or equivalent to Rp 532,840 million). The deed was approved by the Ministry of Law and Human Rights of Republic of Indonesia as stated in Decision Letter No. AHU-AH.01.03-0131026. Year 2023 dated October 19, 2023.

Berdasarkan Akta Notaris No. 94 tanggal 17 November 2023 oleh Jose Dima Satria, S.H., M.Kn., Notaris di Jakarta, Perusahaan menyetujui tambahan setoran modal dasar ke CAP2 sebesar US$ 500 juta (atau setara dengan Rp 6.600,5 milliar) serta tambahan modal ditempatkan dan disetor penuh ke CAP2 sebesar US$ 77.150 ribu (atau setara dengan Rp 1.027.715,15 juta). Akta ini telah mendapat persetujuan oleh Menteri Hukum dan Hak Asasi Manusia dalam Surat Keputusan No. AHU-0071957.AH.01.02. Tahun 2023 tanggal 21 November 2023.

Based on Notarial Deed No. 94 dated November 17, 2023, from Jose Dima Satria, S.H., M.Kn., Notary in Jakarta, the Company increased its paid-up capital to CAP2 amounting US$ 500 million (or equivalent to Rp 6,600.5 billion) also increased its issued and fully paid shares amounting US$ 77,150 thousand (or equivalent to Rp 1,027,715.15 million). The deed was approved by the Ministry of Law and Human Rights of Republic of Indonesia as stated in Decision Letter No. AHU-0071957.AH.01.02. Year 2023 dated November 21, 2023.

Berdasarkan Akta Notaris No. 114 tanggal 25 Maret 2024 oleh Jose Dima Satria, S.H., M.Kn., notaris di Jakarta, Perusahaan menyetujui peningkatan modal dasar dan disetor CAP2 dari yang sebelumnya 541.850 lembar saham atau senilai US$ 541.850 ribu menjadi 591.850 lembar saham atau senilai US$ 591.850 ribu. Akta ini telah diterima oleh Menteri Hukum dan Hak Asasi Manusia dalam Surat Keputusan No. AHU-AH.01.03-0072536 Tahun 2024 tanggal 26 Maret 2024.

Based on Notarial Deed No. 114 dated March 25, 2024, from Jose Dima Satria, S.H., M.Kn., notary in Jakarta, the Company approved to increase CAP2's issued capital stock from 541,850 shares or US$ 541,850 thousand to 591,850 shares or US$ 591,850 thousand. The deed was received by the Ministry of Law and Human Rights of Republic of Indonesia as stated in Decision Letter No. AHU-AH.01.03-0072536 Year 2024 dated March 26, 2024.

Berdasarkan Akta Notaris No. 196 tanggal 21 Juni 2024 oleh Jose Dima Satria, S.H., M.Kn., notaris di Jakarta, Perusahaan menyetujui peningkatan modal dasar dan disetor CAP2 dari yang sebelumnya 591.850 lembar saham atau senilai US$ 591.850 ribu menjadi 646.850 lembar saham atau senilai US$ 646.850 ribu. Akta ini telah diterima oleh Menteri Hukum dan Hak Asasi Manusia dalam Surat Keputusan No. AHU-AH.01.03-0157489 Tahun 2024 tanggal 25 Juni 2024.

Based on Notarial Deed No. 196 dated June 21, 2024, from Jose Dima Satria, S.H., M.Kn., notary in Jakarta, the Company approved to increase CAP2's issued capital stock from 591,850 shares or US$ 591,850 thousand to 646,850 shares or US$ 646,850 thousand. The deed was received by the Ministry of Law and Human Rights of Republic of Indonesia as stated in Decision Letter No. AHU-AH.01.03-0157489 Year 2024 dated June 25, 2024.

Berdasarkan Akta Notaris No. 158 tanggal 22 November 2024 oleh Jose Dima Satria, S.H., M.Kn., notaris di Jakarta, Perusahaan menyetujui peningkatan modal dasar dan disetor CAP2 dari yang sebelumnya 646.850 lembar saham atau senilai US$ 646.850 ribu menjadi 652.850 lembar saham atau senilai US$ 652.850 ribu. Akta ini telah diterima oleh Menteri Hukum dan Hak Asasi Manusia dalam Surat Keputusan No. AHU-AH.01.03-0215393 Tahun 2024 tanggal 28 November 2024.

Based on Notarial Deed No. 158 dated November 22, 2024, from Jose Dima Satria, S.H., M.Kn., notary in Jakarta, the Company approved to increase CAP2's issued capital stock from 646,850 shares or US$ 646,850 thousand to 652,850 shares or US$ 652,850 thousand. The deed was received by the Ministry of Law and Human Rights of Republic of Indonesia as stated in Decision Letter No. AHU-AH.01.03-0215393 Year 2024 dated November 28, 2024.

CA Port

Berdasarkan Akta Notaris No. 2 tanggal 13 Oktober 2023, oleh Dedy Syamri, S.H., Notaris di Jakarta, CSP dan CDI mendirikan PT Chandra Asri Port dengan modal dasar sejumlah Rp 12.000 juta (atau setara dengan US$ 800 ribu) terbagi atas 80.000 lembar saham, dengan masing-masing saham bernilai sebesar Rp 150.000. Dari modal dasar tersebut yang telah ditempatkan dan disetor penuh sebesar kurang lebih 25% atau sejumlah 20.000 lembar saham dengan nilai nominal seluruhnya sebesar Rp 3.000 juta (atau setara dengan US$ 200 ribu). Akta tersebut telah disahkan oleh Menteri Hukum dan Hak Asasi Manusia melalui Surat Keputusan No. AHU-0081117.AH.01.01. Tahun 2023 tanggal 25 Oktober 2023.

CA Port

Based on Notarial Deed No. 2 dated October 13, 2023, by Dedy Syamri, S.H., a Notary in Jakarta, CSP and CDI established a company named PT Chandra Asri Port with total authorized capital stock amounted to Rp 12,000 million (or equivalent to US$ 800 thousand) consist of 80,000 shares with par value of Rp 150,000. From authorized capital stock, the issued and paid in capital is approximately of 25% or equivalent to 20,000 shares amounted to Rp 3,000 million (or equivalent to US$ 200 thousand). The deed was approved by the Minister of Law and Human Rights under Decision Letter No. AHU-0081117.AH.01.01. Year 2023, dated October 25, 2023.

CCP

Berdasarkan Akta Notaris No. 3 tanggal 13 Oktober 2023, oleh Dedy Syamri, S.H., Notaris di Jakarta, CSP dan CDI mendirikan CCP dengan modal dasar sejumlah Rp 12.000 juta (atau setara dengan US$ 800 ribu) terbagi atas 80.000 lembar saham, dengan masing-masing saham bernilai sebesar Rp 150.000 atau setara dengan US$ 10. Dari modal dasar tersebut yang telah ditempatkan dan disetor penuh sebesar kurang lebih 25% atau sejumlah 20.000 lembar saham dengan nilai nominal seluruhnya sebesar Rp 3.000 juta (atau setara dengan US$ 200 ribu). Akta ini telah mendapat persetujuan oleh Menteri Hukum dan Hak Asasi Manusia melalui Surat Keputusan No. AHU-0081114.AH.01.01. Tahun 2023 tanggal 25 Oktober 2023.

CCP

Based on Notarial Deed No. 3 dated October 13, 2023, by Dedy Syamri, S.H., a Notary in Jakarta, CSP and CDI established a company named CCP with total authorized capital stock amounted to Rp 12,000 million (or equivalent to US$ 800 thousand) consist of 80,000 shares with par value of Rp 150,000 or equivalent to US$ 10. From authorized capital stock, the issued and paid in capital is approximately of 25% or equivalent to 20,000 shares amounted to Rp 3,000 million (or equivalent to US$ 200 thousand). The deed was approved by the Minister of Law and Human Rights under Decision Letter No. AHU-0081114.AH.01.01. Year 2023, dated October 25, 2023.

Berdasarkan Akta Notaris No. 97 tanggal 17 November 2023 oleh Jose Dima Satria, S.H., M.Kn., Notaris di Jakarta, CSP menyetujui tambahan setoran modal dasar CCP sebesar US$ 19.200 ribu (atau setara dengan Rp 288 milliar) serta tambahan modal ditempatkan dan disetor penuh ke CCP sebesar US$ 8.550 ribu (atau setara dengan Rp 128.250 juta). Akta ini telah mendapat persetujuan oleh Menteri Hukum dan Hak Asasi Manusia dalam Surat Keputusan No. AHU-0078400.AH.01.02. Tahun 2023 tanggal 14 Desember 2023.

Based on Notarial Deed No. 97 dated November 17, 2023, from Jose Dima Satria, S.H., M.Kn., Notary in Jakarta, CSP increased its paid-up capital to CCP amounting US$ 19,200 thousand (or equivalent to Rp 288 billion) also increased its issued and fully paid shares to CCP amounting US$ 8,550 thousand (or equivalent to Rp 128,250 million). The deed was approved by the Ministry of Law and Human Rights of Republic of Indonesia as stated in Decision Letter No. AHU-0078400.AH.01.02. Year 2023 dated December 14, 2023.

Berdasarkan Akta Notaris No. 200 tanggal 21 Juni 2024 oleh Jose Dima Satria, S.H., M.Kn., Notaris di Jakarta, CSP menyetujui tambahan modal ditempatkan dan disetor penuh ke CCP sebesar US$ 5.000 ribu (atau setara dengan Rp 75.000 juta). Akta ini telah mendapat persetujuan oleh Menteri Hukum dan Hak Asasi Manusia dalam Surat Keputusan No. AHU-AH.01.03-0158164. Tahun 2024 tanggal 25 Juni 2024.

Based on Notarial Deed No. 200 dated June 21, 2024, from Jose Dima Satria, S.H., M.Kn., Notary in Jakarta, CSP increased its issued and fully paid shares to CCP amounting US$ 5,000 thousand (or equivalent to Rp 75,000 million). The deed was approved by the Ministry of Law and Human Rights of Republic of Indonesia as stated in Decision Letter No. AHU-AH.01.03-0158164. Year 2024 dated June 25, 2024.

CDI

Berdasarkan Akta Notaris No. 26 tanggal 8 Februari 2023, oleh Jose Dima Satria, S.H., M.Kn., Notaris di Jakarta, Perusahaan dan CAP2 mendirikan CDI dengan modal dasar sejumlah Rp 4 triliun (atau setara dengan US$ 263.200 ribu) terbagi atas 2.000.000 lembar saham dengan masing-masing saham bernilai nominal Rp 2 juta. Dari modal dasar tersebut yang telah ditempatkan dan disetor penuh adalah sebesar 25% atau sejumlah 500.000 lembar saham dengan nilai nominal seluruhnya sebesar Rp 1 triliun (atau setara dengan US$ 65.800 ribu). Akta tersebut telah disahkan oleh Menteri Hukum dan Hak Asasi Manusia melalui Surat Keputusan No. AHU-0011651.AH.01.01. Tahun 2023 tanggal 13 Februari 2023.

Berdasarkan Akta Notaris No. 10 tanggal 6 April 2023 oleh Jose Dima Satria, S.H., M.Kn., Notaris di Jakarta, Perusahaan menyetujui tambahan modal ditempatkan dan disetor penuh CDI sebesar Rp 150.880 juta terbagi atas 75.440 saham. Akta ini telah mendapat persetujuan oleh Menteri Hukum dan Hak Asasi Manusia dalam Surat Keputusan No. AHU-AH.01.03-0052267. Tahun 2023 tanggal 10 April 2023.

Berdasarkan Akta Notaris No. 17 tanggal 3 Mei 2023 oleh Jose Dima Satria, S.H., M.Kn., Notaris di Jakarta, Perusahaan menyetujui tambahan modal ditempatkan dan disetor penuh ke CDI sebesar Rp 190.658 juta terbagi atas 95.329 saham. Akta ini telah diterima oleh Menteri Hukum dan Hak Asasi Manusia dalam Surat Keputusan No. AHU-AH.01.03-0060504. Tahun 2023 tanggal 8 Mei 2023.

Berdasarkan Akta Notaris No. 113 tanggal 26 Juni 2023 oleh Jose Dima Satria, S.H., M.Kn., Notaris di Jakarta, Perusahaan menyetujui tambahan modal ditempatkan dan disetor penuh ke CDI sebesar Rp 148.880 juta terbagi atas 74.440 saham. Akta ini telah mendapat persetujuan oleh Menteri Hukum dan Hak Asasi Manusia dalam Surat Keputusan No. AHU-AH.01.03-0088313. Tahun 2023 tanggal 6 Juli 2023.

Berdasarkan Akta Notaris No. 15 tanggal 4 Agustus 2023 oleh Jose Dima Satria, S.H., M.Kn., Notaris di Jakarta, Perusahaan menyetujui tambahan modal ditempatkan dan disetor penuh ke CDI sebesar Rp 75.130 juta terbagi atas 37.565 saham. Akta ini telah mendapat persetujuan oleh Menteri Hukum dan Hak Asasi Manusia dalam Surat Keputusan No. AHU-AH.01.03-0103613. Tahun 2023 tanggal 10 Agustus 2023.

CDI

Based on Notarial Deed No. 26 dated February 8, 2023, by Jose Dima Satria, S.H., M.Kn., a Notary in Jakarta, the Company and CAP2 established CDI with total authorized capital stock amounted to Rp 4 trillion (or equivalent to US$ 263,200 thousand) consist of 2,000,000 shares with par value of Rp 2 million. From authorized capital stock, the issued and paid in capital is 25% or equivalent to 500,000 shares amounted to Rp 1 trillion (or equivalent to US$ 65,800 thousand). These deeds were approved by the Minister of Law and Human Rights under Decision Letter No. AHU-0011651.AH.01.01. Year 2023 dated February 13, 2023.

Based on Notarial Deed No. 10 dated April 6, 2023, from Jose Dima Satria, S.H., M.Kn., Notary in Jakarta, the Company increased its issued and fully paid shares to CDI amounting to Rp 150,880 million consist of 75,440 shares. The deed was approved by the Ministry of Law and Human Rights of Republic of Indonesia as stated in Decision Letter No. AHU-AH.01.03-0052267. Year 2023 dated April 10, 2023.

Based on Notarial Deed No. 17 dated May 3, 2023, from Jose Dima Satria, S.H., M.Kn., Notary in Jakarta, the Company increased its issued and fully paid shares to CDI amounting to Rp 190,658 million consist of 95,329 shares. The deed has been received by the Ministry of Law and Human Rights of Republic of Indonesia as stated in Decision Letter No. AHU-AH.01.03-0060504. Year 2023 dated May 8, 2023.

Based on Notarial Deed No. 113 dated June 26, 2023, from Jose Dima Satria, S.H., M.Kn., Notary in Jakarta, the Company increased its issued and fully paid shares to CDI amounting to Rp 148,880 million consist of 74,440 shares. The deed was approved by the Ministry of Law and Human Rights of Republic of Indonesia as stated in Decision Letter No. AHU-AH.01.03-0088313. Year 2023 dated July 6, 2023.

Based on Notarial Deed No. 15 dated August 4, 2023, from Jose Dima Satria, S.H., M.Kn., Notary in Jakarta, the Company increased its issued and fully paid shares to CDI amounting to Rp 75,130 million consist of 37,565 shares. The deed was approved by the Ministry of Law and Human Rights of Republic of Indonesia as stated in Decision Letter No. AHU-AH.01.03-0103613. Year 2023 dated August 10, 2023.

Berdasarkan Akta Notaris No. 8 tanggal 4 September 2023 oleh Jose Dima Satria, S.H., M.Kn., Notaris di Jakarta, pemegang saham CDI menyetujui pengalihan saham CAP2 sebanyak 1 saham atau setara dengan nilai nominal sebesar Rp 2.000.000, yang merupakan 0,01% dari seluruh saham yang dikeluarkan dan disetor dalam CDI kepada BPN. Akta ini telah mendapat persetujuan oleh Menteri Hukum dan Hak Asasi Manusia dalam Surat Keputusan No. AHU-AH.01.09-0159298. Tahun 2023 tanggal 5 September 2023.

Based on Notarial Deed No. 8 dated September 4, 2023, from Jose Dima Satria, S.H., M.Kn., Notary in Jakarta, shareholders of CDI have approved the transfer of 1 share of CAP2 equivalent to a nominal value of Rp 2,000,000 representing 0.01% of the total issued and paid-up capital of CDI to BPN. The deed was approved by the Ministry of Law and Human Rights of Republic of Indonesia as stated in Decision Letter No. AHU-AH.01.09-0159298. Year 2023 dated September 5, 2023.

Berdasarkan Akta Notaris No. 117 tanggal 13 Desember 2023 oleh Jose Dima Satria, S.H., M.Kn., Notaris di Jakarta, Perusahaan menyetujui tambahan setoran modal dasar ke CDI sebesar Rp 6 trilliun dengan menerbitkan 3 juta saham baru serta tambahan modal ditempatkan dan disetor penuh ke CDI sebesar Rp 5.070.950 juta dengan menerbitkan 2.535.475 saham baru. Akta ini telah mendapat persetujuan oleh Menteri Hukum dan Hak Asasi Manusia dalam Surat Keputusan No. AHU-0077901.AH.01.02. Tahun 2023 tanggal 13 Desember 2023.

Based on Notarial Deed No. 117 dated December 13, 2023, from Jose Dima Satria, S.H., M.Kn., Notary in Jakarta, the Company increased its paid-up capital to CDI amounting Rp 6 trillion issuing 3 million new shares and also increased its issued and fully paid shares to CDI amounting to Rp 5,070,950 million by issuing 2,535,475 new shares. The deed was approved by the Ministry of Law and Human Rights of Republic of Indonesia as stated in Decision Letter No. AHU-0077901.AH.01.02. Year 2023 dated December 13, 2023.

Berdasarkan Akta Notaris No. 168 tanggal 18 Desember 2023 oleh Jose Dima Satria, S.H., M.Kn., Notaris di Jakarta, Perusahaan menyetujui pengambilan bagian saham dan penerbitan saham baru kepada Phoenix Power BV sejumlah 1.422.107 saham baru dengan nilai nominal keseluruhan Rp 2.844.214 juta, menyetujui peningkatan modal disetor dan ditempatkan CDI sebesar Rp 2.844.214 juta dengan menerbitkan saham baru. Akta ini telah mendapat persetujuan oleh Menteri Hukum dan Hak Asasi Manusia dalam Surat Keputusan No. AHU-AH.01.03-0158167. Tahun 2023 tanggal 18 Desember 2023.

Based on Notarial Deed No. 168 dated December 18, 2023, from Jose Dima Satria, S.H., M.Kn., Notary in Jakarta, the Company has approved the transfers of shares and issuance of new shares to Phoenix Power BV totaling 1,422,107 new shares with a total nominal value Rp 2,844,214 million, agreed to increase the issued and paid-up capital of CDI by Rp 2,844,214 million through the issuance of new shares. The deed was approved by the Ministry of Law and Human Rights of Republic of Indonesia as stated in Decision Letter No. AHU-AH.01.03-0158167. Year 2023 dated December 18, 2023.

CPN

Berdasarkan Akta Notaris No. 268 tanggal 28 Desember 2023, oleh Jose Dima Satria, S.H., M.Kn., Notaris di Jakarta, PT Chandra Asri Pacific Tbk dan BPN mendirikan PT Chandra Pelabuhan Nusantara ("CPN") dengan modal dasar sejumlah Rp 12.000 juta (atau setara dengan US$ 800 ribu) terbagi atas 80 ribu lembar saham, dengan masing-masing saham bernilai sebesar Rp 150 ribu atau setara dengan US$ 10. Dari modal dasar tersebut yang telah ditempatkan dan disetor penuh sebesar kurang lebih 25% atau sejumlah 20 ribu lembar saham dengan nilai nominal seluruhnya sebesar Rp 3.000 juta (atau setara dengan US$ 200 ribu). Akta tersebut telah disahkan oleh Menteri Hukum dan Hak Asasi Manusia melalui Surat Keputusan No. AHU-0099050.AH.01.01 Tahun 2023 tanggal 29 Desember 2023.

CPN

Based on Notarial Deed No. 268 dated December 28, 2023, by Jose Dima Satria, S.H., M.Kn., a Notary in Jakarta, PT Chandra Asri Pacific Tbk and BPN established PT Chandra Pelabuhan Nusantara ("CPN") with total authorized capital stock amounted to Rp 12,000 million (or equivalent to US$ 800 thousand) consist of 80 thousand shares with par value of Rp 150 thousand or equivalent toUS$ 10. From authorized capital stock, the issued and paid in capital is approximately of 25% or equivalent to 20 thousand shares amounted to Rp 3,000 million (or equivalent to US$ 200 thousand). The deed was approved by the Minister of Law and Human Rights under Decision Letter No. AHU-0099050.AH.01.01. Year 2023 dated December 29, 2023.

Berdasarkan Akta Notaris No. 247 tanggal 28 Juni 2024 oleh Jose Dima Satria, S.H., M.Kn., Notaris di Jakarta, pemegang saham CPN menyetujui peningkatan modal dasar ke CPN sebesar US$ 79.200 ribu (atau setara dengan Rp 1.188.000 juta) dan tambahan modal ditempatkan dan disetor penuh ke CPN sebesar US$ 46.756 ribu (atau setara dengan Rp 701.340 juta) yang seluruhnya diambil oleh Perusahaan, melalui mekanisme *spin-off*. Akta ini telah mendapat persetujuan oleh Menteri Hukum dan Hak Asasi Manusia dalam Surat Keputusan No. AHU-0039796.AH.01.02. Tahun 2024 tanggal 3 Juli 2024.

Based on Notarial Deed No. 247 dated June 28, 2024, by Jose Dima Satria, S.H., M.Kn., a Notary in Jakarta, the shareholders of CPN agreed to increase the paid-up capital to CPN amounting to US$ 79,200 thousand (or equivalent to Rp 1,188,000 million) and increased its issued and fully paid shares to CPN amounting to US$ 46,756 thousand (or equivalent to Rp 701,340 million) which was entirely acquired by the Company through spin-off mechanism. The deed was approved by the Minister of Law and Human Rights under Decision Letter No. AHU-0039796.AH.01.02. Year 2024 dated July 3, 2024.

CSP

Berdasarkan Akta Notaris No. 15 tanggal 7 September 2023, oleh Jose Dima Satria, S.H., M.Kn., Notaris di Jakarta, CDI dan BPN mendirikan CSP dengan modal dasar sejumlah Rp 52,5 juta (atau setara dengan US$ 3,5 ribu) terbagi atas 3.500 lembar saham, dengan masing-masing saham bernilai sebesar Rp 15.000 atau setara dengan US$ 1. Dari modal dasar tersebut yang telah ditempatkan dan disetor penuh sebesar kurang lebih 25% atau sejumlah 875 lembar saham dengan nilai nominal seluruhnya sebesar Rp 13.125 juta (atau setara dengan US$ 0,9 ribu). Akta ini telah mendapat persetujuan oleh Menteri Hukum dan Hak Asasi Manusia melalui Surat Keputusan No. AHU-0067254.AH.01.01. Tahun 2023 tanggal 7 September 2023.

CSP

Based on Notarial Deed No. 15 dated September 7, 2023, by Jose Dima Satria, S.H., M.Kn., a Notary in Jakarta, CDI and BPN established a company named CSP with total authorized capital stock amounted to Rp 52.5 million (or equivalent to US$ 3.5 thousand) consist of 3,500 shares with par value of Rp 15,000 or equivalent to US$ 1. From authorized capital stock, the issued and paid in capital is approximately of 25% or equivalent to 875 shares amounted to Rp 13,125 million (or equivalent to US$ 0.9 thousand). These deeds was approved by the Minister of Law and Human Rights under Decision Letter No. AHU-0067254.AH.01.01. Year 2023, dated September 7, 2023.

Berdasarkan Akta Notaris No. 96 tanggal 17 November 2023 oleh Jose Dima Satria, S.H., M.Kn., Notaris di Jakarta, CDI menyetujui tambahan setoran modal dasar ke CSP sebesar US$ 19.997 ribu (atau setara dengan Rp 299.948 juta) serta tambahan modal ditempatkan dan disetor penuh ke CSP sebesar US$ 8.950 ribu (atau setara dengan Rp 134.250 juta). Akta ini telah mendapat persetujuan oleh Menteri Hukum dan Hak Asasi Manusia dalam Surat Keputusan No. AHU-0077480.AH.01.02. Tahun 2023 tanggal 14 Desember 2023.

Based on Notarial Deed No. 96 dated November 17, 2023, from Jose Dima Satria, S.H., M.Kn., Notary in Jakarta, CDI increased its paid-up capital to CSP amounting US$ 19,997 thousand (or equivalent to Rp 299,948 million) also increased its issued and fully paid shares to CSP amounting to US$ 8,950 thousand (or equivalent to Rp 134,250 million). The deed was approved by the Ministry of Law and Human Rights of Republic of Indonesia as stated in Decision Letter No. AHU-0077480.AH.01.02. Year 2023 dated December 14, 2023.

Berdasarkan Akta Notaris No. 199 tanggal 21 Juni 2024 oleh Jose Dima Satria, S.H., M.Kn., Notaris di Jakarta, CDI menyetujui tambahan modal ditempatkan dan disetor penuh ke CSP sebesar US$ 5.000 ribu (atau setara dengan Rp 75.000 juta). Akta ini telah mendapat persetujuan oleh Menteri Hukum dan Hak Asasi Manusia dalam Surat Keputusan No. AHU-AH.01.03-0158117. Tahun 2024 tanggal 25 Juni 2024.

Based on Notarial Deed No. 199 dated June 21, 2024, from Jose Dima Satria, S.H., M.Kn., Notary in Jakarta, CDI increased its issued and fully paid shares to CSP amounting to US$ 5,000 thousand (or equivalent to Rp 75,000 million). The deed was approved by the Ministry of Law and Human Rights of Republic of Indonesia as stated in Decision Letter No. AHU-AH.01.03-0158117. Year 2024 dated June 25, 2024.

CSI

Berdasarkan Akta Notaris No. 83 tanggal 14 Maret 2024, oleh Jose Dima Satria, S.H., M.Kn., Notaris di Jakarta, BPN dan Fransiskus Ruly Aryawan mendirikan sebuah Perusahaan bernama PT Chandra Shipping International ("CSI") dengan modal dasar sejumlah Rp 60 juta (atau setara dengan US$ 4 ribu) terbagi atas 400 lembar saham, dengan masing-masing saham bernilai sebesar Rp 150 ribu. Dari modal dasar tersebut yang telah ditempatkan dan disetor penuh sebesar kurang lebih 50% atau sejumlah 200 lembar saham dengan nilai nominal seluruhnya sebesar Rp 30 juta (atau setara dengan US$ 2 ribu). Akta tersebut telah disahkan oleh Menteri Hukum dan Hak Asasi Manusia melalui Surat Keputusan No. AHU-0020372.AH.01.01. Tahun 2024 tanggal 15 Maret 2024.

Berdasarkan Akta Notaris No. 197 tanggal 21 Juni 2024, oleh Jose Dima Satria, S.H., M.Kn., Notaris di Jakarta, pemegang saham CSI menyetujui pengalihan saham Fransiskus Ruly Aryawan sebanyak 1 lembar saham kepada BPN.

Selama tahun berjalan, CSI meningkatkan modal disetor dan ditempatkan sebesar Rp 685.806.900 ribu (atau setara dengan US$ 43.168.270). Dengan peningkatan modal ini, bagian kepemilikan BPN dan CDI tetap sebesar masing-masing 51% dan 49%.

CSI

Based on Notarial Deed No. 83 dated March 14, 2024, by Jose Dima Satria, S.H., M.Kn. a Notary in Jakarta, BPN and Fransiskus Ruly Aryawan established a company named PT Chandra Shipping International ("CSI") with total authorized capital stock amounted to Rp 60 million (or equivalent to US$ 4 thousand) consist of 400 shares with par value of Rp 150 thousand. From authorized capital stock, the issued and paid in capital is approximately of 50% or equivalent to 200 shares amounted to Rp 30 million (or equivalent to US$ 2 thousand). The deed was approved by the Minister of Law and Human Rights under Decision Letter No. AHU-0020372.AH.01.01. Year 2024, dated March 15, 2024.

Based on Notarial Deed No. 197 dated June 21, 2024, by Jose Dima Satria, S.H., M.Kn., a Notary in Jakarta, shareholders of CSI have approved the transfer of 1 share of Fransiskus Ruly Aryawan to BPN.

During the year, CSI has increased its issued and paid-up capital by Rp 685,806,900 thousand (or equivalent to US$ 43,168,270). From this issuance of shares, BPN and CDI interest remains 51% and 49%, respectively.

KCE

Berdasarkan Akta Notaris No. 88 tanggal 27 Februari 2023, oleh Jose Dima Satria, S.H., M.Kn., Notaris di Jakarta, CAP membeli saham PT Krakatau Daya Listrik ("KDL"), seharga Rp 2.255.000 juta (atau setara dengan US$ 143.348 ribu) yang mewakili 70% dari jumlah modal saham yang ditempatkan dan disetor KDL (Catatan 38).

Berdasarkan Akta Notaris No. 92 tanggal 27 Februari 2023, oleh Jose Dima Satria, S.H., M.Kn., Notaris di Jakarta, CAP mengalihkan kepemilikan saham KDL tersebut kepada CDI.

Berdasarkan Akta Notaris No. 1 tanggal 17 Oktober 2023 oleh Nurlaila, S.H., M.Kn., Notaris di Jakarta, pemegang saham KCE menyetujui perubahan nama KCE dari sebelumnya KDL menjadi PT Krakatau Chandra Energi ("KCE"). Akta ini telah mendapat persetujuan oleh Menteri Hukum dan Hak Asasi Manusia dalam Surat Keputusan No. AHU-0063450.AH.01.02. Tahun 2023 tanggal 19 Oktober 2023.

KCE

Based on Notarial Deed No. 88 dated February 27, 2023, by Jose Dima Satria, S.H., M.Kn., a Notary in Jakarta, CAP has acquired the shares of PT Krakatau Daya Listrik ("KDL"), amounted to Rp 2,255,000 million (or equivalent to US$ 143,348 thousand) which represents 70% of the total issued and fully paid of KDL (Note 38).

Based on Notarial Deed No. 92 dated February 27, 2023, by Jose Dima Satria, S.H., M.Kn., a Notary in Jakarta, CAP transferred the investment in KDL shares to CDI.

Based on Notarial Deed No. 1 dated October 17, 2023, from Nurlaila, S.H., M.Kn., Notary in Jakarta, shareholders of KCE have approved the changes of KCE's name from its previous name KDL to PT Krakatau Chandra Energy ("KCE"). The deed was approved by the Ministry of Law and Human Rights of Republic of Indonesia as stated in Decision Letter No. AHU-0063450.AH.01.02. Year 2023 dated October 19, 2023.

KSE

Efektif pada tanggal 30 September 2022, sesuai dengan Akta No. 2 dari Notaris Indrajati Tandjung, S.H. tanggal 30 September 2022, KCE mengakuisisi 116.125 lembar saham biasa atau setara dengan 68,07% kepemilikan KSE dari PT Krakatau Jasa Industri ("PT KJI"). Nilai pengalihan sebesar Rp 10.505.829 ribu (atau setara dengan US$ 689.042) dibayarkan penuh secara tunai saat penandatanganan Akta.

Selama tahun 2024, KCE mengambil alih 27,237 lembar saham atas KSE dari Koperasi Konsumen Karyawan KIEC sebesar Rp 1.266.520 ribu (atau setara dengan US$ 79.5 ribu), dan 27.238 lembar saham atas KSE dari Koperasi Konsumen Karyawan PT Latinusa sebesar Rp 1.266.567 ribu (atau setara dengan US$ 79.5 ribu), masing-masing sesuai dengan Akta dari Notaris Indrajati Tandjung, S.H. No. 20 tanggal 20 November 2024, dan Akta No. 21 tanggal 21 November 2024. Atas hal tersebut, kepemilikan Perusahaan terhadap KSE menjadi 170.599 lembar saham atau setara dengan 99,99%.

MIM

Berdasarkan Akta Notaris No. 1 tanggal 1 Agustus 2018, oleh Merry Eddy., S.H., M.Kn., Notaris di Jakarta, Sumartono dan PT Arcadia Lane mendirikan MIM dengan modal dasar sejumlah Rp 15.000 juta (atau setara dengan US$ 1.000 ribu) terbagi atas 150 ribu lembar saham, dengan masing-masing saham bernilai sebesar Rp 100 ribu. Dari modal dasar tersebut, yang telah ditempatkan dan disetor penuh sebesar kurang lebih 90% atau sejumlah 135 ribu lembar saham dengan nilai nominal seluruhnya sebesar Rp 13.500 juta (atau setara dengan US$ 900 ribu). Akta tersebut telah disahkan oleh Menteri Hukum dan Hak Asasi Manusia melalui Surat Keputusan No. AHU-0036877.AH.01.01. Tahun 2018 tanggal 7 Agustus 2018.

Anggaran Dasar MIM telah mengalami beberapa kali perubahan, yang terakhir menyatakan jumlah modal yang ditempatkan dan disetor penuh sebesar Rp 41.500 juta (atau setara dengan US$ 2.879 ribu).

Berdasarkan Akta Notaris No. 16 tanggal 30 Agustus 2024, oleh Utari Wardhani, S.H., M.Kn., Notaris di Jakarta, BPN dan CDI membeli saham MIM dengan kepemilikan masing-masing 51% dan 49%.

Akuisisi ini diperhitungkan sebagai akuisisi aset daripada kombinasi bisnis karena secara substansial semua nilai wajar dari aset bruto yang diperoleh terkonsentrasi pada nilai kapal, menjadi aset yang dapat diidentifikasi. Akibatnya, pendekatan nilai wajar relatif diambil untuk mengalokasikan pertimbangan pada aset dan kewajiban yang diperoleh tanpa adanya *goodwill* yang diakui.

KSE

Effective on September 30, 2022, according to Deed No. 2 of Notary Indrajati Tandjung, S.H. dated September 30, 2022, the Company acquired 116,125 ordinary shares or equivalent to 68.07% of the ownership of PT Krakatau Sarana Energi ("PT KSE") from PT Krakatau Jasa Industri ("PT KJI"). Purchase price amounting to Rp 10,505,829 thousand (or equivalent to US$ 689,042) was paid in full at the signing of the Deed.

During 2024, KCE acquired 27,237 ordinary shares of KSE from Koperasi Konsumen Karyawan KIEC amounting to Rp 1,266,520 thousand (or equivalent to US$ 79,5 thousand) and 27,238 ordinary shares of KSE from Koperasi Konsumen Karyawan PT Latinusa amounting to Rp 1,266,567 thousand (or equivalent to US$ 79,5 thousand) in accordance with Deed of Notary Indrajati Tandjung, S.H. No. 20 dated November 20, 2024, and No. 21 dated November 21, 2024, respectively. Accordingly, KCE's ownership in KSE became 170,599 shares or equivalent to 99.99%.

MIM

Based on Notarial Deed No. 1 dated August 1, 2018, by Merry Eddy., S.H., M.Kn., a Notary in Jakarta, Sumartono and PT Arcadia Lane established MIM with total authorized capital stock amounted to Rp 15,000 million (or equivalent to US$ 1,000 thousand) consist of 150 thousand shares with par value of Rp 100 thousand. From authorized capital stock, the issued and paid in capital is approximately of 90% or equivalent to 135 thousand shares amounted to Rp 13,500 million (or equivalent to US$ 900 thousand). The deed was approved by the Minister of Law and Human Rights under Decision Letter No. AHU-0036877.AH.01.01. Year 2018, dated August 7, 2018.

MIM's Article of Association have been amended several times, most recently stated the issued and paid-up capital amounted to Rp 41,500 million (or equivalent to US$ 2,879 thousand).

Based on Notarial Deed No. 16 dated August 30, 2024, by Utari Wardhani, S.H., M.Kn., a Notary in Jakarta, BPN and CDI have acquired the shares of MIM with ownership of 51% and 49%, respectively.

The acquisition was accounted for as an asset acquisition rather than a business combination as substantially all of the fair value of the gross assets acquired is concentrated in the value of the vessel, being the identifiable assets. Consequently, a relative fair value approach was taken for allocating the consideration to the acquired assets and liabilities with no goodwill recognized.

Selama tahun berjalan, MIM meningkatan modal disetor dan ditempatkan sebesar Rp 417.111.300 ribu (atau setara dengan US$ 26.613.175). Dengan peningkatan modal ini, bagian kepemilikan BPN dan CDI tetap sebesar masing-masing 51% dan 49%.

RPU

Berdasarkan Akta Notaris No. 113 tanggal 23 Mei 2023 oleh Jose Dima Satria, S.H., M.Kn., Notaris di Jakarta, Perusahaan mengalihkan kepemilikan saham RPU kepada CDI.

During the year, MIM has increased its issued and paid-up capital by Rp 417.111.300 thousand (or equivalent to US$ 26,613,175). From this issue of shares, BPN and CDI interest remains 51% and 49%, respectively.

RPU

Based on Notarial Deed No. 113 dated May 23, 2023, of Jose Dima Satria, S.H., M.Kn., Notary in Jakarta, the Company transferred the investment in RPU shares to CDI.

2. PENERAPAN STANDAR AKUNTANSI KEUANGAN BARU DAN REVISI ("PSAK") DAN INTERPRETASI STANDAR AKUNTANSI KEUANGAN ("ISAK")

a. Standar dan Amendemen/Penyesuaian Standar yang Berlaku Efektif pada Periode Berjalan

Mulai tanggal 1 Januari 2024, referensi terhadap masing-masing PSAK dan ISAK sudah diubah sebagaimana diumumkan oleh Dewan Standar Akuntansi Keuangan Ikatan Akuntan Indonesia ("DSAK – IAI").

Dalam tahun berjalan, Grup telah menerapkan sejumlah amendemen/penyesuaian PSAK yang relevan dengan operasinya dan efektif untuk periode akuntansi yang dimulai pada atau setelah 1 Januari 2024. Penerapan atas PSAK baru/revisi tidak mengakibatkan perubahan atas kebijakan akuntansi Grup dan tidak memiliki dampak material terhadap jumlah yang dilaporkan dalam laporan keuangan konsolidasian.

- PSAK 201 (amendemen) *Penyajian Laporan Keuangan: Klasifikasi Liabilitas sebagai Jangka Pendek atau Jangka Panjang*
- PSAK 201 (amendemen) *Penyajian Laporan Keuangan: Liabilitas Jangka Panjang dengan Kovenan*

b. Standar dan Amendemen/Penyesuaian Standar Telah Diterbitkan tapi Belum Diterapkan

Pada tanggal persetujuan laporan keuangan konsolidasian, standar dan amendemen-amendemen atas PSAK yang relevan bagi Grup, yang telah diterbitkan namun belum berlaku efektif, dengan penerapan dini diijinkan, adalah sebagai berikut:

Efektif untuk periode yang dimulai pada atau setelah tanggal 1 Januari 2025

- PSAK 221 (amandemen) *Pengaruh Perubahan Kurs Valuta Asing: Kekurangan Ketertukaran*

2. ADOPTION OF NEW AND REVISED STATEMENTS OF FINANCIAL ACCOUNTING STANDARDS ("PSAK") AND INTERPRETATIONS OF PSAK ("ISAK")

a. Standards and Amendments/ Improvements to Standards Effective in the Current Period

Beginning January 1, 2024, references to the individual PSAKs and ISAKs have been changed as published by Dewan Standar Akuntansi Keuangan Ikatan Akuntan Indonesia ("DSAK – IAI").

In the current year, the Group has applied a number of amendments/improvements to PSAK that are relevant to its operations and effective for accounting period beginning on or after January 1, 2024. The adoption of these new/revised PSAKs does not result in changes to the Group's accounting policies and has no material effect on the amounts reported in these consolidated financial statements.

- PSAK 201 (amendment) *Presentation of Financial Statement: Classification of Liabilities as Current or Non-Current*
- PSAK 201 (amendment) *Presentation of Financial Statement: Non-current Liabilities with Covenants*

b. Standards and Amendments/ Improvements to Standards Issued not yet Adopted

At the date of authorization of these consolidated financial statements, the following standard and amendments to PSAK relevant to the Group were issued but not effective, with early application permitted:

Effective for periods beginning on or after January 1, 2025

- PSAK 221 (amendment) *The effects of changes in foreign exchange rates: Lack of Exchangeability*

Sampai dengan tanggal penerbitan laporan keuangan konsolidasian, dampak dari penerapan standar dan amendemen/ penyesuaian standar tersebut terhadap laporan keuangan konsolidasian tidak dapat diketahui atau diestimasi oleh manajemen.

As of the issuance date of the consolidated financial statements, the effects of adopting these standards and amendments/ improvements to standards on the consolidated financial statements are not known nor reasonably estimable by management.

3. INFORMASI KEBIJAKAN AKUNTANSI MATERIAL

a. Pernyataan Kepatuhan

Laporan keuangan konsolidasian Grup disusun sesuai dengan Standar Akuntansi Keuangan di Indonesia.

b. Dasar Penyusunan

Dasar penyusunan laporan keuangan konsolidasian adalah biaya historis, kecuali instrumen keuangan tertentu yang diukur pada jumlah revaluasian atau nilai wajar pada setiap akhir periode pelaporan, yang dijelaskan dalam kebijakan akuntansi di bawah ini.

Biaya historis umumnya didasarkan pada nilai wajar dari imbalan yang diberikan dalam pertukaran barang dan jasa.

Nilai wajar adalah harga yang akan diterima untuk menjual suatu aset atau harga yang akan dibayar untuk mengalihkan suatu liabilitas dalam suatu transaksi teratur antara pelaku pasar pada tanggal pengukuran, terlepas dari apakah harga tersebut dapat diamati secara langsung atau diestimasi menggunakan teknik penilaian lain. Dalam mengestimasi nilai wajar dari suatu aset atau liabilitias, Grup memperhitungkan karakteristik aset atau liabilitas jika pelaku pasar akan memperhitungkan karakteristik tersebut ketika menentukan harga aset atau liabilitas pada tanggal pengukuran. Nilai wajar untuk tujuan pengukuran dan/atau pengungkapan pada laporan keuangan konsolidasian ditentukan atas dasar tersebut, kecuali untuk transaksi pembayaran berbasis saham yang merupakan ruang lingkup PSAK 102 *Pembayaran Berbasis Saham* (PSAK 102), transaksi sewa yang merupakan ruang lingkup PSAK 116, dan pengukuran yang memiliki kemiripan dengan nilai wajar namun bukan merupakan nilai wajar, seperti nilai realisasi bersih dalam PSAK 202 *Persediaan* (PSAK 202) atau nilai pakai dalam PSAK 236 *Penurunan Nilai Aset* (PSAK 236).

Laporan arus kas konsolidasian disusun dengan menggunakan metode langsung dengan mengelompokkan arus kas dalam aktivitas operasi, investasi dan pendanaan.

3. MATERIAL ACCOUNTING POLICY INFORMATION

a. Statement of Compliance

The consolidated financial statements of the Group have been prepared in accordance with Indonesian Financial Accounting Standards.

b. Basis of Preparation

The consolidated financial statements have been prepared on the historical cost basis, except for certain financial instruments that are measured at revalued amounts or fair values at the end of each reporting period, as explained in the accounting policies below.

Historical cost is generally based on the fair value of the consideration given in exchange for goods and services.

Fair value is the price that would be received to sell an asset or paid to transfer a liability in an orderly transaction between market participants at the measurement date, regardless of whether that price is directly observable or estimated using another valuation technique. In estimating the fair value of an asset or a liability, the Group takes into account the characteristics of the asset or liability if market participants would take those characteristics into account when pricing the asset or liability at the measurement date. Fair value for measurement and/or disclosure purposes in these consolidated financial statements is determined on such a basis, except for share-based payment transactions that are within the scope of PSAK 102 *Share-based Payment* (PSAK 102), leasing transactions that are within the scope of PSAK 116, and measurements that have some similarities to fair value but are not fair value, such as net realizable value in PSAK 202 *Inventories* (PSAK 202) or value in use in PSAK 236 *Impairment of Assets* (PSAK 236).

The consolidated statements of cash flows are prepared using the direct method with classifications of cash flows into operating, investing and financing activities.

Direksi memiliki, pada saat persetujuan laporan keuangan konsolidasian, suatu ekspektasi yang memadai bahwa Grup memiliki sumber daya yang cukup untuk melanjutkan keberadaan operasinya untuk di masa yang akan datang. Sehingga, mereka melanjutkan penerapan dasar akuntansi kelangsungan usaha dalam penyusunan laporan keuangan konsolidasian.

The directors have, at the time of approving the consolidated financial statements, a reasonable expectation that the Group has adequate resources to continue in operational existence for the foreseeable future. Thus, they continue to adopt the going concern basis of accounting in preparing the consolidated financial statements.

c. Dasar Konsolidasian

c. Basis of Consolidation

Laporan keuangan konsolidasian menggabungkan laporan keuangan Perusahaan dan entitas yang dikendalikan oleh Perusahaan dan entitas anak. Pengendalian tercapai jika Perusahaan memiliki kekuasaan atas *investee;* eksposur atau hak atas imbal hasil variabel dari keterlibatannya dengan *investee*; dan kemampuan untuk menggunakan kekuasaannya atas *investee* untuk mempengaruhi jumlah imbal hasil investor.

The consolidated financial statements incorporate the financial statements of the Company and entities controlled by the Company and its subsidiaries. Control is achieved where the Company has the power over the investee; is exposed, or has rights, to variable returns from its involvement with the investee; and has the ability to use its power to affect its returns.

Perusahaan menilai kembali apakah Perusahaan mengendalikan *investee* jika fakta dan keadaan mengindikasikan adanya perubahan terhadap satu atau lebih dari tiga elemen pengendalian yang disebutkan di atas.

The Company reassesses whether or not it controls an investee if facts and circumstances indicate that there are changes to one or more of the three elements of control listed above.

Ketika Perusahaan memiliki hak suara kurang dari mayoritas di *investee*, ia memiliki kekuasaan atas *investee* ketika hak suara cukup untuk memberinya kemampuan praktis untuk mengarahkan aktivitas relevan secara sepihak. Perusahaan mempertimbangkan seluruh fakta dan keadaan yang relevan dalam menilai apakah hak suara Perusahaan cukup untuk memberikan Perusahaan kekuasaan, termasuk (i) ukuran kepemilikan hak suara Perusahaan relatif terhadap ukuran dan penyebaran kepemilikan pemilik hak suara lain; (ii) hak suara potensial yang dimiliki oleh Perusahaan, pemegang suara lain atau pihak lain; (iii) hak yang timbul dari pengaturan kontraktual lain; dan (iv) setiap fakta dan keadaan tambahan apapun yang mengindikasikan bahwa Perusahaan memiliki, atau tidak memiliki, kemampuan kini untuk mengarahkan aktivitas yang relevan pada saat keputusan perlu dibuat, termasuk pola pemilikan suara dalam RUPS sebelumnya.

When the Company has less than a majority of the voting rights of an investee, it has power over the investee when the voting rights are sufficient to give it the practical ability to direct the relevant activities of the investee unilaterally. The Company considers all relevant facts and circumstances in assessing whether or not the Company's voting rights in an investee are sufficient to give it power, including (i) the size of the Company's holding of voting rights relative to the size and dispersion of holding of the other vote holders; (ii) potential voting rights held by the Company, other vote holders or other parties; (iii) rights arising from other contractual arrangements; and (iv) any additional facts and circumstances that indicate that the Company has, or does not have, the current ability to direct the relevant activities at the time that decisions need to be made, including voting patterns at previous shareholders' meetings.

Konsolidasi entitas anak dimulai ketika Perusahaan memperoleh pengendalian atas entitas anak dan akan dihentikan ketika Perusahaan kehilangan pengendalian pada entitas anak. Secara khusus, pendapatan dan beban entitas anak yang diakuisisi atau dijual selama tahun berjalan termasuk dalam laporan laba rugi dan penghasilan komprehensif lain konsolidasian dari tanggal diperolehnya pengendalian Perusahaan sampai tanggal ketika Perusahaan berhenti untuk mengendalikan entitas anak.

Consolidation of a subsidiary begins when the Company obtains control over the subsidiary and ceases when the Company loses control of the subsidiary. Specifically, income and expense of a subsidiary acquired or disposed of during the year are included in the consolidated statement of profit or loss and other comprehensive income from the date the Company gains control until the date when the Company ceases to control the subsidiary.

Jika diperlukan, penyesuaian dapat dilakukan terhadap laporan keuangan entitas anak agar kebijakan akuntansi sesuai dengan kebijakan akuntansi Grup.

When necessary, adjustments are made to the financial statements of subsidiaries to bring their accounting policies in line with the Group's accounting policies.

Seluruh aset dan liabilitas dalam intra Grup, ekuitas, pendapatan, beban dan arus kas yang berkaitan dengan transaksi dalam Grup dieliminasi secara penuh pada saat konsolidasian.

All intragroup assets and liabilities, equity, income, expenses and cash flows relating to transactions between members of the Group are eliminated in full on consolidation.

Kepentingan nonpengendali di entitas anak diidentifikasi secara terpisah dari ekuitas Grup yang ada. Kepentingan pemegang saham nonpengendali yang merupakan kepentingan kepemilikan yang memberikan pemiliknya hak terhadap bagian proporsional aset bersih pada saat likuidasi pada awalnya dapat diukur sebesar nilai wajar atau bagian proporsional kepentingan nonpengendali atas nilai wajar aset bersih teridentifikasi pihak yang diakuisisi. Pilihan pengukuran dibuat untuk masing-masing akuisisi. Kepentingan nonpengendali lain awalnya diukur sebesar nilai wajar. Setelah akuisisi, jumlah tercatat kepentingan nonpengendali adalah jumlah kepentingan tersebut pada pengakuan awal ditambah bagian kepentingan nonpengendali dari perubahan selanjutnya di ekuitas.

Non-controlling interests in subsidiaries are identified separately from the Group's equity therein. Those interests of non-controlling stockholders that are present ownership interests entitling their holders to a proportionate share of net assets upon liquidation may initially be measured at fair value or at the non-controlling interests' proportionate share of the fair value of the acquiree's identifiable net assets. The choice of measurement is made on an acquisition-by-acquisition basis. Other non-controlling interests are initially measured at fair value. Subsequent to acquisition, the carrying amount of non-controlling interests is the amount of those interests at initial recognition plus the non-controlling interests' share of subsequent changes in equity.

Laba atau rugi dan setiap komponen penghasilan komprehensif lain diatribusikan kepada pemilik entitas induk dan kepada kepentingan nonpengendali. Jumlah penghasilan komprehensif entitas anak diatribusikan kepada pemilik entitas induk dan kepentingan nonpengendali meskipun hal tersebut mengakibatkan kepentingan nonpengendali memiliki saldo defisit.

Profit or loss and each component of other comprehensive income are attributed to the owners of the Company and to the non-controlling interests. Total comprehensive income of subsidiaries is attributed to the owners of the Company and the non-controlling interests even if this results in the non-controlling interests having a deficit balance.

Perubahan kepemilikan Grup pada entitas anak yang tidak mengakibatkan kehilangan pengendalian Grup atas entitas anak dicatat sebagai transaksi ekuitas. Jumlah tercatat dari kepemilikan Grup dan kepentingan nonpengendali disesuaikan untuk mencerminkan perubahan kepentingan relatifnya dalam entitas anak. Selisih antara jumlah tercatat kepentingan nonpengendali yang disesuaikan dan nilai wajar imbalan yang dibayar atau diterima diakui secara langsung dalam ekuitas dan diatribusikan kepada pemilik entitas induk.

Changes in the Group's ownership interest in existing subsidiaries that do not result in the Group losing control over the subsidiaries are accounted for as equity transactions. The carrying amounts of the Group's interest and the non-controlling interests are adjusted to reflect the changes in their relative interests in the subsidiaries. Any difference between the amount by which the non-controlling interests are adjusted and the fair value of the consideration paid or received is recognized directly in equity and attributed to the owners of the Company.

d. Kombinasi Bisnis

d. Business Combinations

Akuisisi bisnis dicatat dengan menggunakan metode akuisisi. Imbalan yang dialihkan dalam suatu kombinasi bisnis diukur pada nilai wajar, yang dihitung sebagai hasil penjumlahan dari nilai wajar tanggal akuisisi atas seluruh aset yang dialihkan oleh Grup, liabilitas yang diakui oleh Grup kepada pemilik sebelumnya dari pihak yang diakuisisi dan kepentingan ekuitas yang diterbitkan oleh Grup dalam pertukaran pengendalian dari pihak yang diakuisisi. Biaya-biaya terkait akuisisi diakui di dalam laba rugi pada saat terjadinya.

Acquisitions of businesses are accounted for using the acquisition method. The consideration transferred in a business combination is measured at fair value, which is calculated as the sum of the acquisition-date fair values of the assets transferred by the Group, liabilities incurred by the Group to the former owners of the acquiree, and the equity interests issued by the Group in exchange for control of the acquiree. Acquisition-related costs are recognized in profit or loss as incurred.

Pada tanggal akuisisi, aset teridentifikasi yang diperoleh dan liabilitas yang diambilalih diakui pada nilai wajar, kecuali untuk aset atau liabilitas pajak tangguhan yang berkaitan dengan pengaturan imbalan kerja diakui dan diukur masing-masing berdasarkan PSAK 212 *Pajak Penghasilan* (PSAK 212) dan PSAK 219 *Imbalan Kerja* (PSAK 219).

At the acquisition date, the identifiable assets acquired and the liabilities assumed are recognized at their fair value, except for deferred tax assets or liabilities and assets or liabilities related to employee benefit arrangements are recognized and measured in accordance with PSAK 212 *Income Taxes* (PSAK 212) and PSAK 219 *Employee Benefits* (PSAK 219), respectively.

Goodwill diukur sebagai selisih lebih dari nilai gabungan dari imbalan yang dialihkan, jumlah setiap kepentingan nonpengendali pada pihak diakuisisi dan nilai wajar pada tanggal akuisisi kepentingan ekuitas yang sebelumnya dimiliki oleh pihak pengakuisisi pada pihak diakuisisi (jika ada) atas jumlah neto dari aset teridentifikasi yang diperoleh dan liabilitas yang diambilalih pada tanggal akuisisi. Jika, setelah penilaian kembali, jumlah neto dari aset teridentifikasi yang diperoleh dan liabilitas yang diambilalih pada tanggal akuisisi melebihi jumlah imbalan yang dialihkan, jumlah dari setiap kepentingan nonpengendali pada pihak diakuisisi dan nilai wajar pada tanggal akuisisi kepentingan ekuitas yang sebelumnya dimiliki oleh pihak pengakuisisi pada pihak diakuisisi (jika ada), selisih lebih tersebut diakui segera dalam laba rugi sebagai keuntungan pembelian dengan diskon.

Goodwill is measured as the excess of the sum of the consideration transferred, the amount of any non-controlling interests in the acquiree, and the fair value of the acquirer's previously held equity interest in the acquire (if any) over the net of the acquisition-date amounts of the identifiable assets acquired and the liabilities assumed. If, after the reassessment, the net of the acquisition-date amounts of the identifiable assets acquired and liabilities assumed exceeds the sum of the consideration transferred, the amount of any non-controlling interests in the acquiree and the fair value of the acquirer's previously held interest in the acquiree (if any), the excess is recognized immediately in profit or loss as a gain from bargain purchase.

Bila imbalan yang dialihkan oleh Grup dalam suatu kombinasi bisnis termasuk aset atau liabilitas yang berasal dari pengaturan imbalan kontinjen (*contingent consideration arrangement*), imbalan kontinjen tersebut diukur pada nilai wajar pada tanggal akuisisi dan termasuk sebagai bagian dari imbalan yang dialihkan dalam suatu kombinasi bisnis.

When the consideration transferred by the Group in a business combination includes assets or liabilities resulting from a contingent consideration arrangement, the contingent consideration is measured at its acquisition date fair value and included as part of the consideration transferred in a business combination.

Perubahan dalam nilai wajar atas imbalan kontinjen yang memenuhi syarat sebagai penyesuaian periode pengukuran disesuaikan secara retrospektif, dengan penyesuaian terkait terhadap *goodwill*. Penyesuaian periode pengukuran adalah penyesuaian yang berasal dari informasi tambahan yang diperoleh selama periode pengukuran (yang tidak melebihi satu tahun sejak tanggal akuisisi) tentang fakta-fakta dan kondisi yang ada pada tanggal akuisisi.

Changes in the fair value of the contingent consideration that qualify as measurement period adjustments are adjusted retrospectively, with corresponding adjustments against goodwill. Measurement period adjustments are adjustments that arise from additional information obtained during the measurement period (which cannot exceed one year from the acquisition date) about facts and circumstances that existed at the acquisition date.

Perlakuan akuntansi selanjutnya untuk perubahan nilai wajar dari imbalan kontinjensi yang tidak memenuhi syarat sebagai penyesuaian periode pengukuran tergantung pada bagaimana imbalan kontinjensi diklasifikasikan. Imbalan kontinjensi yang diklasifikasikan sebagai ekuitas tidak diukur kembali pada setiap tanggal pelaporan dan penyelesaian selanjutnya diperhitungkan dalam ekuitas. Imbalan kontinjensi lain diukur ulang ke nilai wajar pada tanggal pelaporan selanjutnya dengan perubahan nilai wajar diakui di laba rugi.

The subsequent accounting for changes in the fair value of the contingent consideration that do not qualify as measurement period adjustments depends on how the contingent consideration is classified. Contingent consideration that is classified as equity is not remeasured at subsequent reporting dates and its subsequent settlement is accounted for within equity. Other contingent consideration is remeasured to fair value at subsequent reporting dates with changes in fair value recognized in profit or loss.

Bila suatu kombinasi bisnis dilakukan secara bertahap, kepemilikan terdahulu Grup atas pihak diakuisisi diukur kembali ke nilai wajar pada tanggal akuisisi dan keuntungan atau kerugian dihasilkan, jika ada, diakui dalam laba rugi. Jumlah yang berasal dari kepemilikan sebelum tanggal akuisisi yang sebelumnya telah diakui dalam penghasilan komprehensif lain direklasifikasi ke laba rugi dimana perlakuan tersebut seperti jika kepemilikan tersebut dilepas/dijual.

When a business combination is achieved in stages, the Group's previously held equity interest in the acquiree is remeasured to fair value at the acquisition date and the resulting gain or loss, if any, is recognized in profit or loss. Amounts arising from interests in the acquiree prior to the acquisition date that have previously been recognized in other comprehensive income are reclassified to profit or loss where such treatment would be appropriate if that interests were disposed of.

Jika akuntansi awal untuk kombinasi bisnis belum selesai pada akhir periode pelaporan saat kombinasi terjadi, Grup melaporkan jumlah sementara untuk pos-pos yang proses akuntansinya belum selesai dalam laporan keuangannya. Selama periode pengukuran (lihat di atas), pihak pengakuisisi menyesuaikan, aset atau liabilitas tambahan yang diakui, untuk mencerminkan informasi baru yang diperoleh tentang fakta dan keadaan yang ada pada tanggal akuisisi dan, jika diketahui, akan berdampak pada jumlah yang diakui pada tanggal tersebut.

If the initial accounting for a business combination is incomplete by the end of the reporting period in which the combination occurs, the Group reports provisional amounts for the items for which the accounting is incomplete. Those provisional amounts are adjusted during the measurement period (see above), or additional assets or liabilities are recognized, to reflect new information obtained about facts and circumstances that existed as of the acquisition date that, if known, would have affected the amount recognized as of that date.

Grup secara opsional dapat memilih berdasarkan transaksi demi transaksi untuk menerapkan uji konsentrasi untuk menilai apakah suatu transaksi memenuhi syarat sebagai bisnis. Berdasarkan pengujian, ketika secara substansial semua nilai wajar dari aset bruto yang diperoleh terkonsentrasi dalam satu aset yang dapat diidentifikasi atau sekelompok aset yang dapat diidentifikasi serupa, Grup akan memperhitungkan transaksi tersebut sebagai akuisisi aset dan bukan kombinasi bisnis.

The Group may elect on a transaction-by-transaction basis to apply the optional concentration test to assess whether a transaction qualifies as a business. Under the test, when substantially all of the fair value of the gross assets acquired is concentrated in a single identifiable asset or a group of similar identifiable assets, the Group will account for the transaction as an asset acquisition and not a business combination.

Goodwill

Goodwill timbul atas akuisisi dari suatu bisnis yang dicatat pada biaya perolehan yang ditetapkan pada tanggal akuisisi dari bisnis tersebut dikurangi akumulasi penurunan nilai, jika ada.

Goodwill tidak diamortisasi tetapi direviu untuk penurunan nilai setidaknya setiap tahun. Untuk tujuan uji penurunan nilai, goodwill dialokasikan pada setiap unit penghasil kas dari Grup (atau kelompok unit penghasil kas) yang diperkirakan memberikan manfaat dari sinergi kombinasi bisnis tersebut. Unit penghasil kas yang telah memperoleh alokasi *goodwill* diuji penurunan nilainya setiap tahun, atau lebih sering jika terdapat indikasi bahwa unit penghasil kas tersebut mungkin mengalami penurunan nilai. Jika jumlah terpulihkan dari unit penghasil kas kurang dari jumlah tercatatnya, rugi penurunan nilai dialokasikan pertama kali untuk mengurangi jumlah tercatat atas setiap goodwill yang dialokasikan pada unit penghasil kas dan kemudian ke aset lain dari unit penghasil kas secara prorata berdasarkan jumlah tercatat dari setiap aset dalam unit penghasil kas tersebut. Setiap kerugian penurunan nilai *goodwill* diakui secara langsung dalam laba rugi pada laporan laba rugi dan penghasilan komprehensif lain konsolidasian. Rugi penurunan nilai yang diakui atas *goodwill* tidak dapat dibalik pada periode berikutnya

Kebijakan Grup atas *goodwill* yang timbul dari akuisisi entitas asosiasi dan ventura bersama dijelaskan pada Catatan 3i.

Goodwill

Goodwill arising on an acquisition of a business is carried at cost as established at the date of acquisition of the business less accumulated impairment losses, if any.

Goodwill is not amortized but is reviewed for impairment at least annually. For the purpose of impairment testing, goodwill is allocated to each of the Group's cash-generating units (or group of cash-generating units) expected to benefit from the synergies of the combination. A cash-generating unit to which goodwill has been allocated is tested for impairment annually, or more frequently when there is an indication that the unit may be impaired. If the recoverable amount of the cash-generating unit is less than its carrying amount, the impairment loss is allocated first to reduce the carrying amount of any goodwill allocated to the unit and then to the other assets of the unit pro-rata on the basis of the carrying amount of each asset in the unit. Any impairment loss for goodwill is recognized directly in profit or loss in the consolidated statement of profit or loss and other comprehensive income. An impairment loss recognized for goodwill is not reversed in subsequent periods.

The Group's policy for goodwill arising on the acquisition of an associate and joint venture is described in Note 3i.

e. Transaksi dan Penjabaran Laporan Keuangan Dalam Mata Uang Asing

Laporan keuangan individu masing-masing entitas Grup diukur dan disajikan dalam mata uang dari lingkungan ekonomi utama dimana entitas beroperasi (mata uang fungsional). Laporan keuangan konsolidasian dari Grup disajikan dalam mata uang Dolar Amerika Serikat (US$) yang merupakan mata uang fungsional dan mata uang penyajian untuk laporan keuangan konsolidasian.

Dalam penyusunan laporan keuangan entitas Grup, transaksi dalam mata uang selain mata uang fungsional entitas (mata uang asing) diakui pada kurs yang berlaku pada tanggal transaksi. Pada setiap akhir periode pelaporan, pos moneter dalam valuta asing dijabarkan kembali pada kurs yang berlaku pada tanggal tersebut. Pos nonmoneter yang diukur dalam biaya historis dalam valuta asing tidak dijabarkan kembali.

Selisih kurs diakui dalam laba rugi pada periode saat terjadinya kecuali untuk:

- Selisih kurs atas transaksi yang ditetapkan untuk tujuan lindung nilai risiko valuta asing tertentu (lihat Catatan 3v untuk kebijakan akuntansi lindung nilai); dan

- Selisih kurs atas pos moneter piutang atau utang dari kegiatan usaha luar negeri yang penyelesaiannya tidak direncanakan atau tidak mungkin terjadi (karenanya membentuk bagian dari investasi bersih dalam kegiatan usaha luar negeri), yang pada awalnya diakui pada penghasilan komprehensif lain dan direklasifikasi dari ekuitas ke laba rugi pada pelepasan atau pelepasan sebagian investasi neto.

Pembukuan RPU dan KSE diselenggarakan dalam Rupiah, mata uang fungsionalnya. Untuk tujuan penyajian laporan keuangan konsolidasian, aset dan liabilitas RPU dan KSE dijabarkan ke dalam Dolar Amerika Serikat dengan menggunakan kurs yang berlaku pada akhir tahun pelaporan. Pos penghasilan dan beban dijabarkan menggunakan kurs rata-rata untuk periode tersebut, kecuali kurs berfluktuasi secara signifikan selama periode tersebut, dalam hal ini kurs yang berlaku pada tanggal transaksi yang digunakan. Selisih kurs yang timbul diakui dalam penghasilan komprehensif lain dan diakumulasi dalam ekuitas (dan diatribusikan pada kepentingan nonpengendali).

e. Foreign Currency Transactions and Translation

The individual financial statements of each Group entity are measured and presented in the currency of the primary economic environment in which the entity operates (its functional currency). The consolidated financial statements of the Group are presented in United States Dollar (US$), which is the functional currency of the Company and the presentation currency for the consolidated financial statements.

In preparing the financial statements of each Group entities, transactions in currencies other than the entity's functional currency (foreign currencies) are recognized at the rates of exchange prevailing at the dates of the transactions. At the end of each reporting period, monetary items denominated in foreign currencies are retranslated at the rates prevailing at that date. Non-monetary items that are measured in terms of historical cost in a foreign currency are not retranslated.

Exchange differences are recognized in profit or loss in the period in which they arise except for:

- Exchange differences on transaction entered into in order to hedge certain foreign currency risks (see Note 3v for hedge accounting policies); and

- Exchange differences on monetary items receivable from or payable to a foreign operation for which settlement is neither planned nor likely to occur (therefore forming part of the net investment in the foreign operation), which are recognized initially in other comprehensive income and reclassified from equity to profit or loss on disposal or partial disposal of the net investment.

The books of accounts of RPU and KSE are maintained in Indonesian Rupiah, its functional currency. For the purposes of presenting these consolidated financial statements, the assets and liabilities of RPU and KSE are translated into United States Dollar using exchange rates prevailing at the end of each reporting period. Income and expense items are translated at the average exchange rates for the period, unless exchange rates fluctuate significantly during that period, in which case the exchange rates at the dates of the transactions are used. Exchange differences arising, if any, are recognized in other comprehensive income and accumulated in equity (and attributed to non-controlling interests as appropriate).

Pada konsolidasi, selisih kurs yang berasal dari penjabaran atas investasi bersih entitas luar negeri (termasuk pos-pos moneter yang secara substansi membentuk bagian investasi bersih entitas luar negeri), dan atas pinjaman dan instrumen mata uang lainnya yang ditetapkan sebagai lindung nilai atas investasi tersebut, diakui dalam penghasilan komprehensif lain dan diakumulasikan dalam komponen ekuitas yang terpisah di bawah judul "cadangan selisih kurs penjabaran laporan keuangan".

Goodwill dan penyesuaian nilai wajar yang timbul dari akuisisi dari kegiatan usaha luar negeri diperlakukan sebagai aset dan liabilitas dari kegiatan usaha luar negeri dan dijabarkan pada kurs tutup buku. Selisih kurs yang timbul diakui pada penghasilan komprehensif lain.

On consolidation, exchange differences arising from the translation of the net investment in foreign entities (including monetary items that, in substance, form part of the net investment in foreign entities), and of borrowings and other currency instruments designated as hedges of such investments, are recognized in other comprehensive income and accumulated in a separate component of equity under the header of "foreign currency translation reserve".

Goodwill and fair value adjustments arising on the acquisition of a foreign operation are treated as assets and liabilities of the foreign operation and translated at the closing rate. Exchange differences arising are recognized in other comprehensive income.

f. Transaksi Pihak-Pihak Berelasi

Pihak-pihak berelasi adalah orang atau entitas yang terkait dengan Grup (entitas pelapor):

a. Orang atau anggota keluarga dekatnya mempunyai relasi dengan entitas pelapor jika orang tersebut:

   i. memiliki pengendalian atau pengendalian bersama atas entitas pelapor;

   ii. memiliki pengaruh signifikan atas entitas pelapor; atau

   iii. merupakan personil manajemen kunci entitas pelapor atau entitas induk dari entitas pelapor.

b. Suatu entitas berelasi dengan entitas pelapor jika memenuhi salah satu hal berikut:

   i. Entitas dan entitas pelapor adalah anggota dari kelompok usaha yang sama (artinya entitas induk, entitas anak, dan sesama entitas anak saling berelasi dengan entitas lainnya).

   ii. Satu entitas adalah entitas asosiasi atau ventura bersama dari entitas lain (atau entitas asosiasi atau ventura bersama yang merupakan anggota suatu kelompok usaha, yang mana entitas lain tersebut adalah anggotanya).

   iii. Kedua entitas tersebut adalah ventura bersama dari pihak ketiga yang sama.

   iv. Satu entitas adalah ventura bersama dari entitas ketiga dan entitas yang lain adalah entitas asosiasi dari entitas ketiga.

f. Transactions with Related Parties

A related party is a person or entity that is related to the Group (the reporting entity):

a. A person or a close member of that person's family is related to the reporting entity if that person:

   i. has control or joint control over the reporting entity;

   ii. has significant influence over the reporting entity; or

   iii. is a member of the key management personnel of the reporting entity or of a parent of the reporting entity.

b. An entity is related to the reporting entity if any of the following conditions applies:

   i. The entity, and the reporting entity are members of the same group (which means that each parent, subsidiary and fellow subsidiary is related to the others).

   ii. One entity is an associate or joint venture of the other entity (or an associate or joint venture of a member of a group of which the other entity is a member).

   iii. Both entities are joint ventures of the same third party.

   iv. One entity is a joint venture of a third entity and the other entity is an associate of the third entity.

v. Entitas tersebut adalah suatu program imbalan pasca kerja untuk imbalan kerja dari salah satu entitas pelapor atau entitas yang terkait dengan entitas pelapor. Jika entitas pelapor adalah entitas yang menyelenggarakan program tersebut, maka entitas sponsor juga berelasi dengan entitas pelapor.

vi. Entitas yang dikendalikan atau dikendalikan bersama oleh orang yang diidentifikasi dalam huruf (a).

vii. Orang yang diidentifikasi dalam huruf (a) (i) memiliki pengaruh signifikan atas entitas atau merupakan personil manajemen kunci entitas (atau entitas induk dari entitas).

viii. Entitas, atau anggota dari kelompok yang mana entitas merupakan bagian dari kelompok tersebut, menyediakan jasa personil manajemen kunci kepada entitas pelapor atau kepada entitas induk dari entitas pelapor.

Transaksi signifikan yang dilakukan dengan pihak-pihak berelasi diungkapkan pada laporan keuangan konsolidasian.

v. The entity is a post-employment benefit plan for the benefit of employees of either the reporting entity, or an entity related to the reporting entity. If the reporting entity is itself such a plan, the sponsoring employers are also related to the reporting entity.

vi. The entity is controlled or jointly controlled by a person identified in (a).

vii. A person identified in (a) (i) has significant influence over the entity or is a member of the key management personnel of the entity (or a parent of the entity).

viii. The entity, or any member of a group of which it is a part, provides key management personnel services to the reporting entity or to the parent of the reporting entity.

Significant transactions with related parties are disclosed in the consolidated financial statements.

g. Instrumen Keuangan

Aset keuangan dan liabilitas keuangan diakui pada laporan posisi keuangan konsolidasian pada saat Grup menjadi salah satu pihak dalam ketentuan kontraktual instrumen tersebut.

Aset keuangan dan liabilitas keuangan pada awalnya diukur pada nilai wajar. Biaya transaksi yang dapat diatribusikan secara langsung dengan perolehan atau penerbitan aset keuangan dan liabilitas keuangan ditambahkan atau dikurangkan dari nilai wajar aset keuangan dan liabilitas keuangan, jika diperlukan, pada pengakuan awal. Biaya transaksi yang dapat diatribusikan secara langsung dengan perolehan aset keuangan dan liabilitas keuangan pada nilai wajar melalui laba rugi diakui langsung pada laba rugi.

Semua pembelian atau penjualan reguler aset keuangan diakui dan dihentikan pengakuannya berdasarkan tanggal perdagangan. Pembelian atau penjualan reguler adalah pembelian atau penjualan aset keuangan yang memerlukan penyerahan aset dalam jangka waktu yang ditetapkan oleh peraturan atau konvensi di pasar.

Semua aset keuangan yang diakui selanjutnya diukur secara keseluruhan pada biaya perolehan yang diamortisasi atau nilai wajar, tergantung pada klasifikasi aset keuangan tersebut.

g. Financial Instruments

Financial assets and financial liabilities are recognized on the consolidated statement of financial position when the Group becomes a party to the contractual provisions of the instrument.

Financial assets and financial liabilities are initially measured at fair value. Transaction costs that are directly attributable to the acquisition or issue of financial assets and financial liabilities are added to or deducted from the fair value of the financial assets and financial liabilities, as appropriate, on initial recognition. Transaction costs directly attributable to the acquisition of financial assets or financial liabilities at fair value through profit or loss are recognized immediately in profit or loss.

All regular way purchases or sales of financial assets are recognized and derecognized on a trade date basis. Regular way purchases or sales are purchases or sales of financial assets that require delivery of assets within the time frame established by regulation or convention in the marketplace.

All recognized financial assets are measured subsequently in their entirety at either amortized cost or fair value, depending on the classification of the financial assets.

Klasifikasi aset keuangan

Instrumen utang yang memenuhi persyaratan berikut selanjutnya diukur pada biaya perolehan diamortisasi:

- aset keuangan dikelola dalam model bisnis yang bertujuan untuk memiliki aset keuangan dalam rangka mendapatkan arus kas kontraktual; dan
- persyaratan kontraktual dari aset keuangan menghasilkan arus kas pada tanggal tertentu yang semata dari pembayaran pokok dan bunga ("SPPI") dari jumlah pokok terutang.

Instrumen utang selanjutnya diukur pada nilai wajar melalui penghasilan komprehensif lain ("FVTOCI"), jika memenuhi kedua kondisi berikut ini:

- aset keuangan dikelola dalam model bisnis yang tujuannya akan tercapai dengan mendapatkan arus kas kontraktual dan menjual aset keuangan; dan
- persyaratan kontraktual dari aset keuangan menghasilkan arus kas pada tanggal tertentu yang semata-mata dari pembayaran pokok dan bunga dari jumlah pokok terutang.

Seluruh aset keuangan lain selanjutnya diukur pada nilai wajar melalui laba rugi ("FVTPL").

Meskipun telah disebutkan sebelumnya, Grup dapat menetapkan pilihan tak terbatalkan pada saat pengakuan awal aset keuangan sebagai berikut:

- menyajikan perubahan selanjutnya nilai wajar investasi pada instrumen ekuitas dalam penghasilan komprehensif lain jika kriteria tertentu dipenuhi (lihat di bawah); dan
- menetapkan aset keuangan yang memenuhi kriteria biaya perolehan diamortisasi atau FVTOCI sebagai diukur pada FVTPL, jika penetapan itu mengeliminasi atau mengurangi secara signifikan inkonsistensi pengukuran dan pengakuan (inkonsistensi akutansi) (lihat di bawah).

Biaya perolehan diamortisasi dan metode suku bunga efektif

Metode suku bunga efektif adalah metode menghitung biaya perolehan diamortisasi dari instrumen utang dan mengalokasikan pendapatan bunga selama periode yang relevan.

Classification of financial assets

Debt instruments that meet the following conditions are subsequently measured at amortized cost:

- the financial asset is held within a business model whose objective is to hold financial assets in order to collect contractual cash flows; and
- The contractual terms of the financial asset give rise on specified dates to cash flows that are solely payments of principal and interest ("SPPI") on the principal amount outstanding.

Debt instruments that meet the following conditions are subsequently measured at fair value through other comprehensive income ("FVTOCI"):

- the financial asset is held within a business model whose objective is achieved by both collecting contractual cash flows and selling the financial assets; and
- the contractual terms of the financial asset give rise on specified dates to cash flows that are solely payments of principal and interest on the principal amount outstanding.

By default, all other financial assets are subsequently measured at fair value through profit or loss ("FVTPL").

Despite the foregoing, the Group may make the following irrevocable election/designation at initial recognition of a financial asset:

- irrevocably elect to present subsequent changes in fair value of an equity investment in other comprehensive income if certain criteria are met (see below); and
- irrevocably designate a debt investment that meets the amortized cost or FVTOCI criteria as measured at FVTPL if doing so eliminates or significantly reduces an accounting mismatch (see below).

Amortized cost and effective interest method

The effective interest method is a method of calculating the amortized cost of a debt instrument and of allocating interest income over the relevant period.

Untuk instrumen keuangan selain yang dibeli atau berasal dari aset keuangan memburuk, suku bunga efektif adalah tingkat suku bunga yang secara tepat mendiskontokan penerimaan kas masa depan (termasuk semua biaya dan poin yang dibayarkan atau diterima yang merupakan bagian yang tidak terpisahkan dari suku bunga efektif, biaya transaksi dan premi atau diskon lainnya) tidak termasuk kerugian kredit ekspektasian, melalui umur ekspektasian dari instrumen utang, atau, jika tepat, periode yang lebih pendek, ke jumlah tercatat bruto instrumen utang pada saat pengakuan awal. Untuk aset keuangan yang dibeli atau yang berasal dari aset keuangan memburuk, suku bunga efektif yang disesuaikan dengan risiko kredit dihitung dengan mendiskontokan estimasi arus kas masa depan, termasuk estimasi kerugian kredit, ke biaya perolehan diamortisasi instrumen utang pada pengakuan awal.

For financial instruments other than purchased or originated credit-impaired financial assets, the effective interest rate is the rate that exactly discounts estimated future cash receipts (including all fees and points paid or received that form an integral part of the effective interest rate, transaction costs and other premiums or discounts) excluding expected credit losses, through the expected life of the debt instrument, or, where appropriate, a shorter period, to the gross carrying amount of the debt instrument on initial recognition. For purchased or originated credit-impaired financial assets, a credit adjusted effective interest rate is calculated by discounting the estimated future cash flows, including expected credit losses, to the amortized cost of the debt instrument on initial recognition.

Biaya perolehan diamortisasi dari aset keuangan adalah nilai aset keuangan yang diukur pada saat pengakuan awal dikurangi pembayaran pokok, ditambah amortisasi kumulatif menggunakan metode suku bunga efektif dari selisih antara nilai awal dan nilai jatuh temponya, disesuaikan dengan penyisihan kerugiannya. Di sisi lain, jumlah tercatat bruto aset keuangan adalah biaya perolehan diamortisasi dari aset keuangan, sebelum disesuaikan dengan penyisihan kerugian.

The amortized cost of a financial asset is the amount at which the financial asset is measured at initial recognition minus the principal repayments, plus the cumulative amortization using the effective interest method of any difference between that initial amount and the maturity amount, adjusted for any loss allowance. On the other hand, the gross carrying amount of a financial asset is the amortized cost of a financial asset before adjusting for any loss allowance.

Bunga diakui dengan menggunakan metode suku bunga efektif untuk instrumen utang yang diukur selanjutnya pada biaya perolehan diamortisasi dan pada FVTOCI. Untuk instrumen keuangan lain, kecuali aset keuangan yang dibeli atau berasal dari aset keuangan memburuk, pendapatan bunga dihitung dengan menerapkan suku bunga efektif terhadap jumlah tercatat bruto aset keuangan, kecuali aset keuangan yang kemudian mengalami penurunan nilai kredit. Untuk aset keuangan yang berasal dari aset keuangan memburuk, pendapatan bunga diakui dengan menerapkan suku bunga efektif terhadap biaya perolehan diamortisasi dari aset keuangan tersebut. Jika pada tahun pelaporan keuangan selanjutnya, risiko kredit aset keuangan tersebut membaik sehingga aset keuangan tidak lagi mengalami penurunan nilai kredit, maka pendapatan bunga diakui dengan menerapkan suku bunga efektif terhadap jumlah tercatat bruto aset keuangan.

Interest income is recognized using the effective interest method for debt instruments measured subsequently at amortized cost and at FVTOCI. For financial instruments other than purchased or originated credit-impaired financial assets, interest income is calculated by applying the effective interest rate to the gross carrying amount of a financial asset, except for financial assets that have subsequently become credit-impaired. For financial assets that have subsequently become credit-impaired, interest income is recognized by applying the effective interest rate to the amortized cost of the financial asset. If, in subsequent reporting periods, the credit risk on the credit-impaired financial instrument improves so that the financial asset is no longer credit-impaired, interest income is recognized by applying the effective interest rate to the gross carrying amount of the financial asset.

Untuk aset keuangan yang dibeli atau berasal dari aset keuangan memburuk, Grup mengakui pendapatan bunga dengan menerapkan suku bunga efektif yang disesuaikan dengan risiko kredit atas biaya perolehan diamortisasi dari aset keuangan sejak pengakuan awal. Perhitungan tidak kembali ke basis bruto bahkan jika risiko kredit dari aset keuangan selanjutnya membaik sehingga aset keuangan tidak lagi mengalami penurunan kredit.

For purchased or originated credit-impaired financial assets, the Group recognizes interest income by applying the credit-adjusted effective interest rate to the amortized cost of the financial asset from initial recognition. The calculation does not revert to the gross basis even if the credit risk of the financial asset subsequently improves so that the financial asset is no longer credit-impaired.

Pendapatan bunga diakui dalam laba rugi dan dimasukkan dalam pos "pendapatan keuangan".

Instrumen utang diklasifikasikan pada FVTOCI

Efek utang yang tercatat di bursa yang dimiliki oleh Grup diklasifikasikan sebagai FVTOCI. Nilai wajar ditentukan dengan cara yang dijelaskan dalam Catatan 45. Efek utang yang tercatat di bursa pada awalnya diukur pada nilai wajar ditambah dengan biaya transaksi. Selanjutnya, perubahan nilai tercatat pada efek utang yang tercatat di bursa tersebut sebagai akibat dari keuntungan dan kerugian selisih kurs, keuntungan atau kerugian penurunan nilai, dan pendapatan bunga yang dihitung dengan menggunakan metode suku bunga efektif, diakui dalam laba rugi. Jumlah yang diakui dalam laba rugi akan sama dengan jika efek utang yang tercatat di bursa ini diukur pada biaya perolehan diamortisasi. Semua perubahan lain dalam nilai tercatat dari efek utang yang tercatat di bursa diakui dalam penghasilan komprehensif lain dan diakumulasikan dalam cadangan revaluasi investasi. Jika efek utang yang tercatat yang terdaftar ini dihentikan pengakuannya, keuntungan atau kerugian kumulatif yang sebelumnya diakui dalam penghasilan komprehensif lain akan direklasifikasi ke laba rugi.

Aset keuangan pada FVTPL

Aset keuangan yang tidak memenuhi kriteria yang diukur pada biaya perolehan diamortisasi atau FVTOCI (di atas) diukur pada FVTPL, khususnya:

- Investasi dalam instrumen ekuitas diklasifikasi sebagai FVTPL, kecuali Grup menetapkan investasi ekuitas yang dimiliki tidak untuk diperdagangkan dan bukan merupakan imbalan kontinjen dari kombinasi bisnis, sebagai FVTOCI pada pengakuan awal.

- Instrumen utang yang tidak memenuhi kriteria biaya perolehan diamortisasi atau FVTOCI, diklasifikasi sebagai FVTPL. Sebagai tambahan, aset keuangan yang memenuhi kriteria biaya perolehan diamortisasi dan FVTOCI dapat ditetapkan sebagai FVTPL pada saat pengakuan awal apabila penetapan tersebut mengeliminasi atau mengurangi secara signifikan inkonsistensi pengukuran dan pengakuan (yang disebut "inkonsistensi akuntansi") yang timbul dari pengukuran aset atau liabilitas atau pengakuan keuntungan dan kerugian dengan basis berbeda.

Interest income is recognized in profit or loss and is included in the "finance income" line item.

Debt instruments classified as at FVTOCI

Listed debt securities held by the Group are classified as at FVTOCI. Fair value is determined in the manner described in Note 45. The listed debt securities are initially measured at fair value plus transaction costs. Subsequently, changes in the carrying amount of these listed debt securities as a result of foreign exchange gains and losses, impairment gains or losses, and interest income calculated using the effective interest method are recognized in profit or loss. The amounts that are recognized in profit or loss are the same as the amounts that would have been recognized in profit or loss if these listed debt securitires had been measured at amortized cost. All other changes in the carrying amount of these listed debt securities are recognized in other comprehensive income and accumulated under the heading of investments revaluation reserve. When these listed debt securities are derecognized, the cumulative gains or losses previously recognized in other comprehensive income are reclassified to profit or loss.

Financial assets at FVTPL

Financial assets that do not meet the criteria for being measured at amortized cost or FVTOCI (above) are measured at FVTPL, specifically:

- Investments in equity instruments are classified as at FVTPL, unless the Group designate an equity investment that is neither held for trading nor a contingent consideration arising from a business combination as at FVTOCI on initial recognition.

- Debt instruments that do not meet the amortized cost criteria or the FVTOCI criteria are classified as at FVTPL. In addition, financial assets that meet either the amortized cost criteria or the FVTOCI criteria may be designated as at FVTPL upon initial recognition if such designation eliminates or significantly reduces a measurement or recognition inconsistency (so called 'accounting mismatch') that would arise from measuring assets or liabilities or recognising the gains and losses on them on different bases.

Aset keuangan pada FVTPL diukur pada nilai wajar pada setiap tanggal pelaporan, dengan keuntungan atau kerugian nilai wajar diakui dalam laba rugi sepanjang bukan merupakan bagian dari hubungan lindung nilai yang ditetapkan. Keuntungan atau kerugian bersih yang diakui dalam laba rugi termasuk dividen atau bunga yang diperoleh atas aset keuangan dan dimasukkan dalam pos "pendapatan keuangan". Nilai wajar ditentukan dengan cara yang dijelaskan dalam Catatan 45.

Financial assets at FVTPL are measured at fair value as at each reporting date, with any fair value gains or losses recognized in profit or loss to the extent they are not part of a designated hedging relationship (see hedge accounting policy). The net gain or loss recognized in profit or loss includes any dividend or interest earned on the financial asset and is included in the "finance income" line item. Fair value is determined in the manner described in Note 45.

Reklasifikasi atas aset keuangan dan liabilitias

Reclassification of financial assets and liabilities

Grup tidak mereklasifikasi aset keuangan setelah pengakuan awal, selain dari kejadian luar biasa dimana terdapat perubahan model bisnis. Liabilitas keuangan tidak pernah diklasifikasi.

The Group does not reclassify its financial assets subsequent to their initial recognition, apart from the exceptional circumstances in which there is a change in business model. Financial liabilities are never classified.

Keuntungan dan kerugian kurs mata uang asing

Foreign exchange gains and losses

Jumlah tercatat aset keuangan dalam mata uang asing ditentukan dalam mata uang tersebut dan dijabarkan dengan menggunakan kurs spot pada setiap tanggal pelaporan. Secara spesifik:

The carrying amount of financial assets that are denominated in a foreign currency is determined in that foreign currency and translated at the spot rate as at each reporting date. Specifically:

- Untuk aset keuangan diukur pada biaya perolehan diamortisasi yang bukan merupakan bagian dari hubungan lindung nilai ditetapkan, selisih kurs diakui dalam laba rugi pada pos "Keuntungan (kerugian) kurs mata uang asing - bersih";

- For financial assets measured at amortized cost that are not part of a designated hedging relationship, exchange differences are recognized in profit or loss in the "Gain (loss) on foreign exchange - net" line item;

- Untuk instrumen utang diukur pada FVTOCI yang bukan merupakan bagian dari hubungan lindung nilai ditetapkan, selisih kurs atas biaya perolehan diamortisasi dari instrumen hutang diakui dalam laba rugi pada pos "Keuntungan (kerugian) kurs mata uang asing - bersih". Perbedaan nilai tukar lainnya diakui pada keuntungan (kerugian) nilai wajar bersih atas aset keuangan yang diukur pada FVTOCI dalam cadangan lainnya.

- For debt instruments measured at FVTOCI that are not part of a designated hedging relationship, exchange differences on the amortized cost of the debt instrument are recognized in profit or loss in the "Gain (loss) on foreign exchange - net" line item. Other exchange differences are recognized in other comprehensive income in net fair value gain (loss) on financial assets at FVTOCI in other reserves.

Lihat kebijakan akuntansi lindung nilai mengenai pengakuan perbedaan nilai tukar dimana komponen risiko mata uang asing dari aset keuangan ditetapkan sebagai instrumen lindung nilai untuk lindung nilai atas risiko mata uang asing.

See hedge accounting policy regarding the recognition of exchange differences where the foreign currency risk component of a financial asset is designated as a hedging instrument for a hedge of foreign currency risk.

Penurunan nilai aset keuangan

Impairment of financial assets

Grup mengakui penyisihan kerugian untuk kerugian kredit ekspektasian ("ECL") atas piutang usaha dan piutang lain-lain. Nilai kerugian kredit ekspektasian diperbarui pada tanggal pelaporan untuk mencerminkan perubahan risiko kredit sejak pengakuan awal masing-masing instrumen keuangan.

The Group recognizes a loss allowance for expected credit losses ("ECL") on trade and other accounts receivable. The amount of expected credit losses is updated at each reporting date to reflect changes in credit risk since initial recognition of the respective financial instrument.

Grup selalu mengakui ECL sepanjang umurnya untuk piutang usaha dan aset kontrak. Kerugian kredit ekspektasian atas aset keuangan diestimasi menggunakan matriks provisi berdasarkan pengalaman kerugian kredit historis Grup, disesuaikan untuk faktor spesifik debitur, kondisi ekonomi umum serta penilaian atas arah kondisi kini dan perkiraan masa depan pada tanggal pelaporan, termasuk nilai waktu atas uang jika tepat.

The Group always recognizes lifetime ECL for trade accounts receivable and contract assets. The expected credit losses on these financial assets are estimated using a provision matrix based on the Group's historical credit loss experience, adjusted for factors that are specific to the debtors, general economic conditions and an assessment of both the current as well as the forecast direction of conditions at the reporting date, including time value of money where appropriate.

Untuk semua instrumen keuangan lainnya, Grup mengakui ECL sepanjang umur ketika telah ada peningkatan risiko kredit yang signifikan sejak pengakuan awal. Jika, sebaliknya, risiko kredit pada instrumen keuangan tidak meningkat secara signifikan sejak pengakuan awal, Grup mengukur penyisihan kerugian untuk instrumen keuangan tersebut sejumlah ECL 12 bulan. Penilaian apakah ECL sepanjang umur harus diakui didasarkan pada peningkatan signifikan dalam kemungkinan terjadinya atau pada risiko gagal bayar sejak pengakuan awal dan bukan didasarkan pada bukti aset keuangan yang mengalami kerugian kredit pada tanggal pelaporan atau kejadian gagal bayar sebenarnya.

For all other financial instruments, the Group recognizes lifetime ECL when there has been a significant increase in credit risk since initial recognition. If, on the other hand, the credit risk on the financial instrument has not increased significantly since initial recognition, the Group measures the loss allowance for that financial instrument at an amount equal to 12-month ECL. The assessment of whether lifetime ECL should be recognized is based on significant increases in the likelihood or risk of a default occurring since initial recognition instead of on evidence of a financial asset being credit impaired at the reporting date or an actual default occurring.

Kerugian kredit ekspektasian sepanjang umur merupakan kerugian kredit ekspektasian yang timbul dari seluruh kemungkinan peristiwa gagal bayar selama perkiraan umur instrumen keuangan. Sebaliknya, ECL 12 bulan mewakili porsi ECL sepanjang umur yang timbul dari peristiwa gagal bayar pada instrumen keuangan yang mungkin terjadi dalam 12 bulan setelah tanggal pelaporan.

Lifetime ECL represents the expected credit losses that will result from all possible default events over the expected life of a financial instrument. In contrast, 12-month ECL represents the portion of lifetime ECL that is expected to result from default events on a financial instrument that are possible within 12 months after the reporting date.

Peningkatan risiko credit secara signifikan

Dalam menilai apakah risiko kredit pada instrumen keuangan telah meningkat secara signifikan sejak pengakuan awal, Grup membandingkan risiko gagal bayar yang terjadi pada instrumen keuangan pada tanggal pelaporan dengan risiko gagal bayar yang terjadi pada instrumen keuangan pada tanggal pengakuan awal. Dalam melakukan penilaian, Grup mempertimbangkan baik informasi kuantitatif maupun kualitatif yang wajar dan mendukung, termasuk pengalaman historis dan informasi bersifat perkiraan masa depan, yang tersedia tanpa biaya atau upaya berlebihan. Informasi masa depan yang dipertimbangkan mencakup prospek masa depan industri di mana debitur Grup beroperasi, yang diperoleh dari laporan ahli ekonomi, analis keuangan, badan pemerintah, lembaga terkait, dan organisasi serupa lainnya, serta pertimbangan berbagai sumber eksternal aktual dan prakiraan informasi ekonomi yang terkait dengan operasi inti Grup.

Significant increase in credit risk

In assessing whether the credit risk on a financial instrument has increased significantly since initial recognition, the Group compares the risk of a default occurring on the financial instrument as at the reporting date with the risk of a default occurring on the financial instrument as at the date of initial recognition. In making this assessment, the Group considers both quantitative and qualitative information that is reasonable and supportable, including historical experience and forward-looking information that is available without undue cost or effort. Forward-looking information considered includes the future prospects of the industries in which the Group's debtors operate, obtained from economic expert reports, financial analysts, governmental bodies, relevant think-tanks and other similar organizations, as well as consideration of various external sources of actual and forecast economic information that relate to the Group's core operations.

Secara khusus, informasi berikut diperhitungkan ketika menilai apakah risiko kredit telah meningkat secara signifikan sejak pengakuan awal:

- penurunan yang signifikan pada indikator pasar eksternal atas risiko kredit untuk instrumen keuangan tertentu, contohnya penurunan signifikan pada spread kredit, harga *swap* gagal bayar kredit bagi peminjam, atau rentang waktu atau tingkat nilai wajar aset keuangan lebih rendah dari biaya perolehan diamortisasinya;
- memburuknya kondisi usaha, keuangan atau ekonomi yang terjadi saat ini atau prakiraan yang akan menyebabkan penurunan signifikan atas kemampuan peminjam untuk menyelesaikan kewajiban utangnya;
- terdapat penurunan yang signifikan terhadap hasil operasi peminjam, baik secara aktual atau yang diperkirakan akan terjadi;
- peningkatan risiko kredit secara signifikan pada instrumen keuangan lainnya dari peminjam yang sama;
- perubahan signifikan yang tidak menguntungkan baik secara aktual atau yang diperkirakan dalam lingkungan peraturan, ekonomik, atau lingkungan teknologi peminjam yang mengakibatkan perubahan signifikan atas kemampuan peminjam dalam memenuhi kewajiban utangnya.

Terlepas dari hasil penilaian di atas, Grup membuat praduga risiko kredit aset keuangan telah meningkat signifikan sejak pengakuan awal ketika pembayaran kontraktual tertunggak lebih dari 30 hari, kecuali jika Grup memiliki informasi yang wajar dan terdukung yang menunjukkan hal sebaliknya.

Meskipun demikian, Grup mengasumsikan bahwa risiko kredit pada instrumen keuangan tidak meningkat secara signifikan sejak pengakuan awal jika instrumen keuangan tersebut ditetapkan memiliki risiko kredit yang rendah pada tanggal pelaporan. Instrumen keuangan bertekad memiliki risiko kredit rendah jika:

a. instrumen keuangan memiliki risiko gagal bayar yang rendah;
b. debitur memiliki kapasitas yang kuat untuk memenuhi kewajiban arus kas kontraktualnya dalam waktu dekat; dan
c. memburuknya kondisi ekonomi dan bisnis dalam jangka panjang dapat, tetapi tidak selalu, menurunkan kemampuan peminjam untuk memenuhi kewajiban arus kas kontraktualnya.

In particular, the following information is taken into account when assessing whether credit risk has increased significantly since initial recognition:

- significant deterioration in external market indicators of credit risk for a particular financial instrument, e.g. a significant increase in the credit spread, the credit default swap prices for the debtor, or the length of time or the extent to which the fair value of a financial asset has been less than its amortized cost;
- existing or forecast adverse changes in business, financial or economic conditions that are expected to cause a significant decrease in the debtor's ability to meet its debt obligations;
- an actual or expected significant deterioration in the operating results of the debtor;
- significant increases in credit risk on other financial instruments of the same debtor;
- an actual or expected significant adverse change in the regulatory, economic, or technological environment of the debtor that results in a significant decrease in the debtor's ability to meet its debt obligations.

Irrespective of the outcome of the above assessment, the Group presumes that the credit risk on a financial asset has increased significantly since initial recognition when contractual payments are more than 30 days past due, unless the Group has reasonable and supportable information that demonstrates otherwise.

Despite the foregoing, the Group assumes that the credit risk on a financial instrument has not increased significantly since initial recognition if the financial instrument is determined to have low credit risk at the reporting date. A financial instrument is determined to have low credit risk if:

a. the financial instrument has a low risk of default;
b. the debtor has a strong capacity to meet its contractual cash flow obligations in the near term; and
c. adverse changes in economic and business conditions in the longer term may, but will not necessarily, reduce the ability of the borrower to fulfil its contractual cash flow obligations.

Grup menganggap aset keuangan memiliki risiko kredit rendah ketika aset memiliki peringkat kredit eksternal '*investment grade*' sesuai dengan definisi yang dipahami secara global atau jika peringkat eksternal tidak tersedia, aset tersebut memiliki peringkat internal '*performing*'. *Performing* berarti bahwa rekanan memiliki posisi keuangan yang kuat dan tidak ada jumlah yang tertunggak.

The Group considers a financial asset to have low credit risk when the asset has external credit rating of 'investment grade' in accordance with the globally understood definition or if an external rating is not available, the asset has an internal rating of 'performing'. Performing means that the counterparty has a strong financial position and there is no past due amounts.

Grup secara teratur memantau efektivitas kriteria yang digunakan untuk mengidentifikasi apakah telah terjadi peningkatan risiko kredit yang signifikan dan merevisinya jika perlu untuk memastikan bahwa kriteria tersebut mampu mengidentifikasi peningkatan risiko kredit yang signifikan sebelum jumlahnya jatuh tempo.

The Group regularly monitors the effectiveness of the criteria used to identify whether there has been a significant increase in credit risk and revises them as appropriate to ensure that the criteria are capable of identifying significant increase in credit risk before the amount becomes past due.

Definisi gagal bayar

Definition of default

Grup menganggap hal-hal berikut ini merupakan peristiwa gagal bayar untuk tujuan manajemen risiko kredit internal karena pengalaman historis menunjukkan bahwa aset keuangan yang memenuhi salah satu kriteria berikut umumnya tidak dapat dipulihkan:

The Group considers the following as constituting an event of default for internal credit risk management purposes as historical experience indicates that financial assets that meet either of the following criteria are generally not recoverable:

- ketika terdapat pelanggaran persyaratan keuangan oleh debitur; atau
- informasi yang dikembangkan secara internal atau diperoleh dari sumber eksternal menunjukkan bahwa debitur kemungkinan tidak akan membayar kreditornya, termasuk Grup, secara penuh (tanpa memperhitungkan jaminan yang dimiliki oleh Grup).

- when there is a breach of financial covenants by the debtor; or
- information developed internally or obtained from external sources indicates that the debtor is unlikely to pay its creditors, including the Group, in full (without taking into account any collateral held by the Group).

Terlepas dari analisis di atas, Grup menganggap bahwa gagal bayar telah terjadi ketika aset keuangan tertunggak lebih dari 60 hari kecuali jika Grup memiliki informasi yang wajar dan terdukung untuk menunjukkan bahwa kriteria yang lebih panjang lebih tepat.

Irrespective of the above analysis, the Group considers that default has occurred when a financial asset is more than 60 days past due unless the Group has reasonable and supportable information to demonstrate that a more lagging default criterion is more appropriate.

Aset keuangan memburuk

Credit-impaired financial assets

Aset keuangan mengalami penurunan nilai kredit ketika satu atau lebih peristiwa yang memiliki dampak buruk pada estimasi arus kas masa depan dari aset keuangan tersebut telah terjadi. Bukti bahwa aset keuangan mengalami penurunan nilai termasuk data yang dapat diobservasi tentang peristiwa berikut:

A financial asset is credit-impaired when one or more events that have a detrimental impact on the estimated future cash flows of that financial asset have occurred. Evidence that a financial asset is credit-impaired includes observable data about the following events:

- kesulitan keuangan yang signifikan dari penerbit atau peminjam;
- pelanggaran kontrak, seperti kejadian gagal bayar atau tunggakan;
- pihak pemberi pinjaman, untuk alasan ekonomik atau kontraktual sehubungan dengan kesulitan keuangan yang dialami pihak peminjam, telah memberikan konsesi pada pihak peminjam yang tidak mungkin diberikan jika pihak peminjam tidak mengalami kesulitan tersebut;

- significant financial difficulty of the issuer or the borrower;
- a breach of contract, such as a default or past due event;
- the lender(s) of the borrower, for economic or contractual reasons relating to the borrower's financial difficulty, having granted to the borrower a concession(s) that the lender(s) would not otherwise consider;

- terjadi kemungkinan bahwa pihak peminjam akan dinyatakan pailit atau melakukan reorganisasi keuangan lainnya;
- hilangnya pasar aktif untuk aset keuangan itu akibat kesulitan keuangan; atau
- pembelian atau penerbitan aset keuangan dengan diskon sangat besar yang mencerminkan kerugian kredit yang terjadi.

Kebijakan penghapusan

Grup menghapuskan aset keuangan ketika ada informasi yang menunjukkan bahwa pihak lawan berada dalam kesulitan keuangan yang buruk dan tidak ada prospek pemulihan yang realistis, contoh ketika pihak lawan dalam proses likuidasi atau telah memasuki proses kebangkrutan. Aset keuangan yang dihapuskan dapat menjadi subjek aktivitas paksaan dalam prosedur pemulihan Grup, dengan mempertimbangkan nasihat hukum yang sesuai. Setiap pemulihan yang terjadi diakui dalam laba rugi.

Pengukuran dan pengakuan atas kerugian kredit ekspektasian

Pengukuran kerugian kredit ekspektasian merupakan fungsi dari *probability of default*, *loss given default* (yaitu besarnya kerugian jika terjadi gagal bayar) dan eksposur pada gagal bayar. Penilaian *probability of default* dan *loss given default* berdasarkan data historis yang disesuaikan dengan informasi masa depan seperti dijelaskan di atas. Adapun eksposur atas gagal bayar, untuk aset keuangan, diwakili oleh nilai tercatat bruto aset pada tanggal pelaporan; untuk kontrak jaminan keuangan, eksposur mencakup jumlah yang ditarik pada tanggal pelaporan, ditambah dengan jumlah yang diperkirakan akan ditarik di masa depan sebelum tanggal gagal bayar yang ditentukan berdasarkan tren historis, pemahaman Grup mengenai kebutuhan pembiayaan masa depan yang spesifik dari debiturnya, dan informasi perkiraan masa depan lainnya yang relevan.

Untuk aset keuangan, kerugian kredit ekspektasian diestimasi sebagai selisih antara seluruh arus kas kontraktual yang jatuh tempo kepada Grup sesuai dengan kontrak dan seluruh arus kas yang diekspektasi akan diterima oleh Grup, didiskontokan pada suku bunga efektif awal. Untuk piutang sewa, arus kas yang digunakan untuk menentukan kerugian kredit ekspektasian konsisten dengan arus kas yang digunakan dalam mengukur piutang sewa berdasarkan PSAK 116.

- it is becoming probable that the borrower will enter bankruptcy or other financial reorganization;
- the disappearance of an active market for that financial asset because of financial difficulties; or
- the purchase or origination of a financial asset at a deep discount that reflects the incurred credit losses.

Write-off policy

The Group writes off a financial asset when there is information indicating that the counterparty is in severe financial difficulty and there is no realistic prospect of recovery, e.g. when the counterparty has been placed under liquidation or has entered into bankruptcy proceedings. Financial assets written off may still be subject to enforcement activities under the Group's recovery procedures, taking into account legal advice where appropriate. Any recoveries made are recognized in profit or loss.

Measurement and recognition of expected credit losses

The measurement of expected credit losses is a function of the probability of default, loss given default (i.e. the magnitude of the loss if there is a default) and the exposure at default. The assessment of the probability of default and loss given default is based on historical data adjusted by forward-looking information as described above. As for the exposure at default, for financial assets, this is represented by the assets' gross carrying amount at the reporting date; for financial guarantee contracts, the exposure includes the amount drawn down as at the reporting date, together with any additional amounts expected to be drawn down in the future by default date determined based on historical trend, the Group's understanding of the specific future financing needs of the debtors, and other relevant forward-looking information.

For financial assets, the expected credit loss is estimated as the difference between all contractual cash flows that are due to the Group in accordance with the contract and all the cash flows that the Group expects to receive, discounted at the original effective interest rate. For a lease receivable, the cash flows used for determining the expected credit losses is consistent with the cash flows used in measuring the lease receivable in accordance with PSAK 116.

Apabila kerugian kredit ekspektasian sepanjang umur diukur secara kolektif untuk kasus dimana bukti kenaikan signifikan risiko kredit pada level instrumen invidual tidak tersedia, instrumen keuangan dikelompokkan dengan dasar sebagai berikut:

- Sifat instrumen keuangan (yaitu piutang usaha dan lain-lain dan jumlah tagihan kepada pelanggan Grup masing-masing dinilai sebagai grup terpisah);
- Status jatuh tempo;
- Sifat, besaran dan jenis industri debitur;
- Sifat jaminan untuk piutang sewa pembiayaan; dan
- Peringkat risiko kredit jika tersedia.

Pengelompokan ditelaah secara teratur oleh manajemen untuk memastikan setiap kelompok mempunyai karakteristik risiko yang sama.

Jika Grup telah mengukur cadangan kerugian untuk instrumen keuangan sebesar ECL sepanjang umurnya pada tahun pelaporan sebelumnya, tetapi menentukan pada tanggal pelaporan kini bahwa kondisi untuk ECL sepanjang umurnya tidak lagi terpenuhi, Grup mengukur cadangan kerugian sejumlah ECL 12 bulan pada tanggal pelaporan kini, kecuali untuk aset yang menggunakan pendekatan yang disederhanakan.

Grup mengakui keuntungan atau kerugian penurunan nilai dalam laba rugi untuk semua instrumen keuangan dengan penyesuaian terkait ke jumlah tercatat melalui akun cadangan kerugian, kecuali untuk investasi pada instrumen hutang yang diukur pada FVTOCI, dimana penyisihan kerugian diakui dalam penghasilan komprehensif lain dan diakumulasi dalam cadangan revaluasi investasi, dan tidak mengurangi nilai tercatat aset keuangan pada laporan posisi keuangan konsolidasian.

Penghentian pengakuan aset keuangan

Grup menghentikan pengakuan aset keuangan jika dan hanya jika hak kontraktual atas arus kas yang berasal dari aset keuangan berakhir, atau Grup mentransfer aset keuangan dan secara substansial mentransfer seluruh risiko dan manfaat atas kepemilikan aset kepada entitas lain. Jika Grup tidak mentransfer serta tidak memiliki secara substansial seluruh risiko dan manfaat kepemilikan serta masih mengendalikan asset yang ditransfer, maka Grup mengakui keterlibatan berkelanjutan atas aset yang ditransfer dan liabilitas terkait sebesar jumlah yang mungkin harus dibayar. Jika Grup memiliki secara substansial seluruh risiko dan manfaat kepemilikan aset keuangan yang ditransfer, Grup masih mengakui asset keuangan dan juga mengakui pinjaman yang dijamin sebesar pinjaman yang diterima.

Where lifetime ECL is measured on a collective basis to cater for cases where evidence of significant increases in credit risk at the individual instrument level may not yet be available, the financial instruments are grouped on the following basis:

- Nature of financial instruments (i.e. The Group's trade and other accounts receivables and amounts due from customers are each assessed as a separate group);
- Past-due status;
- Nature, size and industry of debtors;
- Nature of collaterals for finance lease receivables; and
- External credit ratings where available.

The grouping is regularly reviewed by management to ensure the constituents of each group continue to share similar credit risk characteristics.

If the Group has measured the loss allowance for a financial instrument at an amount equal to lifetime ECL in the previous reporting period, but determines at the current reporting date that the conditions for lifetime ECL are no longer met, the Group measures the loss allowance at an amount equal to 12-month ECL at the current reporting date, except for assets for which the simplified approach was used.

The Group recognizes an impairment gain or loss in profit or loss for all financial instruments with a corresponding adjustment to their carrying amount through a loss allowance account, except for investments in debt instruments that are measured at FVTOCI, for which the loss allowance is recognized in other comprehensive income and accumulated in the investment revaluation reserve, and does not reduce the carrying amount of the financial asset in the consolidated statement of financial position.

Derecognition of financial assets

The Group derecognizes a financial asset only when the contractual rights to the cash flows from the asset expire, or it transfers the financial asset and substantially all the risks and rewards of ownership of the asset to another entity. If the Group neither transfers nor retains substantially all the risks and rewards of ownership and continues to control the transferred asset, the Group recognizes its retained interest in the asset and an associated liability for amounts it may have to pay. If the Group retains substantially all the risks and rewards of ownership of a transferred financial asset, the Group continues to recognize the financial asset and also recognizes a collateralized borrowing for the proceeds received.

Pada penghentian pengakuan aset keuangan yang diukur pada biaya perolehan diamortisasi, perbedaan antara nilai tercatat aset dan jumlah imbalan yang diterima dan piutang diakui dalam laba rugi. Selain itu, pada penghentian pengakuan investasi dalam instrumen utang yang diklasifikasikan sebagai FVTOCI, keuntungan atau kerugian kumulatif yang sebelumnya diakumulasi dalam cadangan revaluasi investasi, direklasifikasi ke laba rugi. Sebaliknya, pada penghentian pengakuan investasi dalam instrumen ekuitas yang telah dipilih Grup pada pengakuan awal untuk diukur di FVTOCI, keuntungan atau kerugian kumulatif yang sebelumnya diakumulasi dalam keuntungan (kerugian) nilai wajar bersih atas aset keuangan yang diukur pada FVTOCI dalam cadangan lainnya tidak direklasifikasi ke laba rugi, tetapi dipindahkan ke saldo laba.

On derecognition of a financial asset measured at amortized cost, the difference between the asset's carrying amount and the sum of the consideration received and receivable is recognized in profit or loss. In addition, on derecognition of an investment in a debt instrument classified as at FVTOCI, the cumulative gain or loss previously accumulated in the investment revaluation reserve is reclassified to profit or loss. In contrast, on derecognition of an investment in an equity instrument which the Group has elected on initial recognition to measure at FVTOCI, the cumulative gain or loss previously accumulated in the net fair value gain (loss) on financial assets at FVTOCI in other reserves is not reclassified to profit or loss, but is transferred to retained earnings.

Liabilitas Keuangan dan Instrumen Ekuitas

Klasifikasi sebagai liabilitas atau ekuitas

Instrumen utang dan ekuitas yang diterbitkan oleh Grup diklasifikasikan sebagai liabilitas keuangan atau ekuitas sesuai dengan substansi perjanjian kontraktual dan definisi liabilitas keuangan dan instrumen ekuitas.

Instrumen ekuitas

Instrumen ekuitas adalah setiap kontrak yang memberikan hak residual atas aset Grup setelah dikurangi dengan seluruh liabilitasnya. Instrumen ekuitas yang diterbitkan oleh Grup dicatat sebesar hasil penerimaan bersih setelah dikurangi biaya penerbitan langsung.

Liabilitas Keuangan

Liabilitas keuangan diklasifikasikan sebagai "FVTPL" atau "pada biaya perolehan diamortisasi" menggunakan metode suku bunga efektif.

Liabilitas keuangan yang diukur pada FVTPL

Liabilitas keuangan diklasifikasi FVTPL ketika liabilitas keuangan merupakan 1) imbalan kontinjen yang diakui oleh pihak pengakuisisi dalam kombinasi bisnis ketika PSAK 103 diterapkan, 2) dimiliki untuk diperdagangkan, atau 3) ditetapkan sebagai FVTPL.

Liabilitas keuangan dimiliki untuk diperdagangkan jika:

- diperoleh terutama untuk tujuan dibeli kembali dalam waktu dekat; atau
- pada pengakuan awal merupakan bagian dari portofolio instrumen keuangan tertentu yang dikelola Grup secara bersama dan terdapat bukti mengenai pola ambil untung dalam jangka pendek aktual saat ini; atau

Financial Liabilities and Equity Instruments

Classification as debt or equity

Debt and equity instruments issued by the Group are classified as either financial liabilities or as equity in accordance with the substance of the contractual arrangements entered into and the definitions of a financial liability and an equity instrument.

Equity instruments

An equity instrument is any contract that evidences a residual interest in the assets of an entity after deducting all of its liabilities. Equity instruments issued by the Group are recorded at the proceeds received, net of direct issue costs.

Financial Liabilities

Financial liabilities are classified as either financial liabilities "at FVTPL" or "at amortized cost" using the effective interest method.

Financial liabilities at FVTPL

Financial liabilities are classified as at FVTPL when the financial liability is 1) contingent consideration of an acquirer in a business combination to which PSAK 103 applies, 2) held for trading, or 3) it is designated as at FVTPL.

A financial liability is classified as held for trading if:

- it has been acquired principally for the purpose of repurchasing in the near term; or
- on initial recognition it is part of an identified portfolio of financial instruments that the Group manages together and has a recent actual pattern of short-term profit-taking; or

- merupakan derivatif yang tidak ditetapkan dan tidak efektif sebagai instrumen lindung nilai.

Liabilitas keuangan selain liabilitas keuangan yang diperdagangkan dapat ditetapkan sebagai FVTPL pada saat pengakuan awal jika:

- mengeliminasi atau mengurangi secara signifikan inkonsistensi pengukuran dan pengakuan yang dapat timbul; atau

- liabilitas keuangan membentuk bagian dari kelompok aset keuangan, liabilitas keuangan atau keduanya dikelola dan kinerjanya dievaluasi berdasarkan nilai wajar, sesuai dengan manajemen risiko atau strategi investasi yang didokumentasikan dan informasi tentang kelompok tersebut disediakan secara internal.

- Merupakan bagian kontrak yang mengandung satu atau lebih derivatif melekat, dan PSAK 239 atau PSAK 109 mengizinkan seluruh kontrak gabungan (aset atau liabilitas) ditetapkan sebagai FVTPL.

Pengukuran selanjutnya liabilitas keuangan pada FVTPL

Liabilitas keuangan pada FVTPL diukur pada nilai wajar, dengan keuntungan atau kerugian yang timbul atas perubahan nilai wajar diakui dalam laporan laba rugi sepanjang hal tersebut tidak menjadi bagian dari hubungan lindung nilai yang ditentukan (lihat kebijakan akuntansi lindung nilai). Keuntungan atau kerugian bersih yang diakui dalam laba rugi menggabungkan setiap bunga yang dibayarkan atas liabilitas keuangan dan termasuk dalam bagian "keuntungan lain-lain - bersih" dalam laporan laba rugi konsolidasian.

Namun, untuk liabilitas keuangan yang ditetapkan pada FVTPL, jumlah perubahan nilai wajar liabilitas keuangan yang dapat diatribusikan pada perubahan risiko kredit liabilitas diakui dalam penghasilan komprehensif lain, kecuali jika pengakuan dampak risiko kredit di penghasilan komprehensif lain akan menciptakan atau memperbesar inkonsistensi akuntansi dalam laba rugi. Sisa perubahan dari nilai wajar atas liabilitas diakui dalam laba rugi. Perubahan nilai wajar yang dapat diatribusikan pada risiko kredit liabilitas keuangan yang diakui dalam penghasilan komprehensif lain tidak akan direklasifikasi ke laba rugi; sebaliknya, perubahan tersebut dipindahkan ke saldo laba pada saat penghentian pengakuan liabilitas keuangan.

- it is a derivative that is not designated and effective as a hedging instrument.

A financial liability other than a financial liability held for trading may be designated as at FVTPL upon initial recognition if:

- such designation eliminates or significantly reduces a measurement or recognition inconsistency that would otherwise arise; or

- the financial liability forms part of a group of financial assets or financial liabilities or both which is managed and its performance is evaluated on a fair value basis in accordance with a documented risk management or investment strategy, and information about the grouping is provided internally on that basis.

- It forms part of a contract containing one or more embedded derivatives, and PSAK 239 or PSAK 109 permits the entire combined contract (asset or liability) to be designated as at FVTPL.

Subsequent measurement of financial liabilities at FVTPL

Financial liabilities at FVTPL are measured at fair value, with any gains or losses arising on changes in fair value recognized in profit or loss to the extent that they are not part of a designated hedging relationship (see hedge accounting policy). The net gain or loss recognized in profit or loss incorporates any interest paid on the financial liability and is included in the "other gains - net" line item in the consolidated statements of profit or loss.

However, for financial liabilities that are designated as at FVTPL, the amount of change in the fair value of the financial liability that is attributable to changes in the credit risk of that liability is recognized in other comprehensive income, unless the recognition of the effects of changes in the liability's credit risk in other comprehensive income would create or enlarge an accounting mismatch in profit or loss. The remaining amount of change in the fair value of liability is recognized in profit or loss. Changes in fair value attributable to a financial liability's credit risk that are recognized in other comprehensive income are not subsequently reclassified to profit or loss; instead, they are transferred to retained earnings upon derecognition of the financial liability.

Liabilitas keuangan pada biaya perolehan diamortisasi

Liabilitas keuangan yang bukan merupakan 1) imbalan kontinjen dari pihak pengakuisisi dalam kombinasi bisnis, 2) dimiliki untuk diperdagangkan, atau 3) ditetapkan sebagai FVTPL, selanjutnya diukur pada biaya perolehan diamortisasi dengan menggunakan metode suku bunga efektif.

Metode suku bunga efektif

Metode suku bunga efektif adalah metode yang digunakan untuk menghitung biaya perolehan diamortisasi dari liabilitas keuangan dan metode untuk mengalokasikan biaya bunga selama tahun yang relevan. Suku bunga efektif adalah suku bunga yang secara tepat mendiskontokan estimasi pembayaran kas masa depan (mencakup seluruh komisi dan bentuk lain yang dibayarkan dan diterima yang merupakan bagian yang tak terpisahkan dari suku bunga efektif, biaya transaksi dan premium dan diskonto lainnya) selama perkiraan umur liabilitas keuangan, atau (jika lebih tepat) digunakan periode yang lebih singkat untuk memperoleh nilai tercatat bersih pada saat pengakuan awal.

Keuntungan dan kerugian kurs mata uang asing

Untuk liabilitas keuangan dalam mata uang asing dan diukur pada biaya perolehan diamortisasi pada setiap tanggal pelaporan, keuntungan atau kerugian kurs mata uang asing ditentukan berdasarkan biaya perolehan diamortisasi dari instrumen. Keuntungan atau kerugian kurs mata uang asing diakui dalam laba rugi untuk liabilitas keuangan yang tidak merupakan bagian dari hubungan lindung nilai ditetapkan. Untuk yang ditetapkan sebagai instrumen lindung nilai untuk lindung nilai atas risiko mata uang asing, keuntungan dan kerugian selisih kurs diakui dalam penghasilan komprehensif lain dan diakumulasikan dalam komponen ekuitas yang terpisah.

Nilai wajar liabilitas keuangan dalam mata uang asing ditentukan dalam mata uang asing tersebut dan dijabarkan pada kurs yang berlaku pada akhir periode pelaporan. Untuk liabilitas keuangan yang diukur pada FVTPL, komponen nilai tukar mata uang asing merupakan bagian dari keuntungan atau kerugian nilai wajar dan diakui dalam laba rugi untuk liabilitas keuangan yang tidak merupakan bagian dari hubungan lindung nilai ditetapkan.

Penghentian pengakuan liabilitas keuangan

Grup menghentikan pengakuan liabilitas keuangan, jika dan hanya jika, liabilitas Grup telah dilepaskan, dibatalkan atau kadaluarsa. Selisih antara jumlah tercatat liabilitas keuangan yang dihentikan pengakuannya dan imbalan yang dibayarkan dan utang diakui dalam laba rugi.

Financial liabilities at amortized cost

Financial liabilities that are not 1) contingent consideration of an acquirer in a business combination, 2) held-for-trading, or 3) designated as at FVTPL, are subsequently measured at amortized cost using the effective interest method.

Effective interest method

The effective interest method is a method of calculating the amortized cost of a financial liability and of allocating interest expense over the relevant period. The effective interest rate is the rate that exactly discounts estimated future cash payments (including all fees and points paid or received that form an integral part of the effective interest rate, transaction costs and other premiums or discounts) through the expected life of the financial liability, or (where appropriate) a shorter period to the net carrying amount on initial recognition.

Foreign exchange gains and losses

For financial liabilities that are denominated in a foreign currency and are measured at amortized cost as at each reporting date, the foreign exchange gains and losses are determined based on the amortized cost of the instruments. These foreign exchange gains and losses are recognized in profit or loss for financial liabilities that are not part of a designated hedging relationship. For those which are designated as a hedging instrument for a hedge of foreign currency risk, foreign exchange gains and losses are recognized in other comprehensive income and accumulated in a separate component of equity.

The fair value of financial liabilities denominated in a foreign currency is determined in that foreign currency and translated at the spot rate at the end of the reporting period. For financial liabilities that are measured as at FVTPL, the foreign exchange component forms part of the fair value gains or losses and is recognized in profit or loss for financial liabilities that are not part of a designated hedging relationship.

Derecognition of financial liabilities

The Group derecognizes financial liabilities when, and only when, the Group's obligations are discharged, cancelled or have expired. The difference between the carrying amount of the financial liability derecognized and the consideration paid and payable is recognized in profit or loss.

Ketika Grup bertukar dengan pemberi pinjaman, satu instrumen utang menjadi instrumen lain dengan persyaratan yang berbeda secara substansial, pertukaran tersebut dicatat sebagai penghapusan liabilitas keuangan orisinal dan pengakuan liabilitas keuangan baru. Demikian pula, Grup memperhitungkan modifikasi substansial dari ketentuan liabilitas yang ada atau bagian dari liabilitas tersebut sebagai pelepasan liabilitas keuangan orisinal dan pengakuan liabilitas baru. Diasumsikan bahwa persyaratannya berbeda secara substansial jika nilai kini arus kas yang didiskonto berdasarkan persyaratan yang baru, termasuk setiap *fee* (imbalan) yang dibayarkan setelah dikurangi setiap *fee* (imbalan) yang diterima dan didiskonto menggunakan suku bunga efektif orisinal, berbeda sedikitnya 10% dari nilai kini sisa arus kas yang didiskonto yang berasal dari liabilitas keuangan orisinal. Jika modifikasi tidak substansial, maka perbedaan antara: (1) jumlah tercatat liabilitas sebelum modifikasi; dan (2) nilai kini dari arus kas setelah modifikasi, diakui dalam laba rugi sebagai keuntungan atau kerugian modifikasi dalam keuntungan dan kerugian lainnya.

When the Group exchanges with the existing lender one debt instrument into another one with the substantially different terms, such exchange is accounted for as an extinguishment of the original financial liability and the recognition of a new financial liability. Similarly, the Group accounts for substantial modification of terms of an existing liability or part of it as an extinguishment of the original financial liability and the recognition of a new liability. It is assumed that the terms are substantially different if the discounted present value of the cash flows under the new terms, including any fees paid net of any fees received and discounted using the original effective rate is at least 10 per cent different from the discounted present value of the remaining cash flows of the original financial liability. If the modification is not substantial, the difference between: (1) the carrying amount of the liability before the modification; and (2) the present value of the cash flows after modification is recognized in profit or loss as the modification gain or loss within other gains and losses.

h. Kas dan Setara Kas

Untuk tujuan penyajian arus kas, kas dan setara kas terdiri dari kas, bank dan semua investasi yang jatuh tempo dalam waktu tiga bulan atau kurang dari tanggal perolehannya dan yang tidak dijaminkan serta tidak dibatasi penggunaannya.

h. Cash and Cash Equivalents

For cash flow presentation purposes, cash and cash equivalents consist of cash on hand and in banks and all unrestricted investments with maturities of three months or less from the date of placement.

i. Investasi pada Entitas Asosiasi

Entitas asosiasi adalah suatu entitas yang mana Grup mempunyai pengaruh yang signifikan. Pengaruh signifikan adalah kekuasaan untuk berpartisipasi dalam keputusan kebijakan keuangan dan operasional *investee* tetapi tidak mengendalikan atau mengendalikan bersama atas kebijakan tersebut.

i. Investments in Associate

An associate is an entity over which the Group has significant influence. Significant influence is the power to participate in the financial and operating policy decisions of the investee but is not control or joint control over those policies.

Penghasilan dan aset dan liabilitas dari entitas asosiasi dicatat dalam laporan keuangan konsolidasian dengan menggunakan metode ekuitas, kecuali ketika investasi diklasifikasikan sebagai dimiliki untuk dijual, sesuai dengan PSAK 105.

The results of operations and assets and liabilities of associate are incorporated in these consolidated financial statements using the equity method of accounting, except when the investment is classified as held for sale, in which case, it is accounted for in accordance with PSAK 105.

Dengan metode ekuitas, investasi pada entitas asosiasi diakui di laporan posisi keuangan konsolidasian sebesar biaya perolehan dan selanjutnya disesuaikan untuk perubahan dalam bagian kepemilikan Grup atas laba rugi dan penghasilan komprehensif lain dari entitas asosiasi yang terjadi setelah perolehan. Ketika bagian Grup atas kerugian entitas asosiasi melebihi kepentingan Grup pada entitas asosiasi (yang mencakup semua kepentingan jangka panjang, yang secara substansi, membentuk bagian dari investasi bersih Grup dalam entitas asosiasi), Grup menghentikan pengakuan bagiannya atas kerugian selanjutnya. Kerugian selanjutnya diakui hanya apabila Grup mempunyai kewajiban bersifat hukum atau konstruktif atau melakukan pembayaran atas nama entitas asosiasi.

Under the equity method, an investment in an associate is initially recognized in the consolidated statements of financial position at cost and adjusted thereafter to recognize the Group's share of the profit or loss and other comprehensive income of the associate. When the Group's share of losses of an associate exceeds the Group's interest in that associate (which includes any long-term interests that, in substance, form part of the Group's net investment in the associate), the Group discontinues recognizing its share of further losses. Additional losses are recognized only to the extent that the Group has incurred legal or constructive obligations or made payments on behalf of the associate.

Investasi pada entitas asosiasi dicatat dengan menggunakan metode ekuitas sejak tanggal pada saat *investee* menjadi entitas asosiasi. Setiap kelebihan biaya perolehan investasi atas bagian Grup atas nilai wajar bersih dari aset yang teridentifikasi dan liabilitas dari entitas asosiasi yang diakui pada tanggal akuisisi, diakui sebagai *goodwill*. *Goodwill* termasuk dalam jumlah tercatat investasi, dan diuji penurunan nilainya sebagai bagian dari investasi. Setiap kelebihan kepemilikan Grup dari nilai wajar bersih aset yang teridentifikasi dan liabilitas atas biaya perolehan investasi, sesudah pengujian kembali, segera diakui di dalam laba rugi pada tahun diperolehnya investasinya.

An investment in an associate is accounted for using the equity method from the date on which the investee becomes an associate. Any excess of the cost of acquisition over the Group's share of the net fair value of identifiable assets and liabilities of the associate recognized at the date of acquisition, is recognized as goodwill, which is included within the carrying amount of the investment. Any excess of the Group's share of the net fair value of the identifiable assets and liabilities over the cost of acquisition, after reassessment, is recognized immediately in profit or loss in the period in which the investment is acquired.

Persyaratan dalam PSAK 236, diterapkan untuk menentukan apakah perlu untuk mengakui setiap penurunan nilai sehubungan dengan investasi pada entitas asosiasi. Bila diperlukan, jumlah tercatat investasi (termasuk *goodwill*) diuji penurunan nilai sesuai dengan PSAK 236, sebagai suatu aset tunggal dengan membandingkan antara jumlah terpulihkan (mana yang lebih tinggi antara nilai pakai dan nilai wajar dikurangi biaya pelepasan) dengan jumlah tercatatnya. Rugi penurunan nilai diakui langsung pada nilai tercatat investasi. Setiap pembalikan dari penurunan nilai diakui sesuai dengan PSAK 236 sepanjang jumlah terpulihkan dari investasi tersebut kemudian meningkat.

The requirements of PSAK 236, are applied to determine whether it is necessary to recognize any impairment loss with respect to the Group's investment in an associate. When necessary, the entire carrying amount of the investment (including goodwill) is tested for impairment in accordance with PSAK 236, as a single asset by comparing its recoverable amount (higher of value in use and fair value less costs to sell) with its carrying amount. Any impairment loss recognized forms part of the carrying amount of the investment. Any reversal of that impairment loss is recognized in accordance with PSAK 236 to the extent that the recoverable amount of the investment subsequently increases.

Grup menghentikan penggunaan metode ekuitas sejak tanggal saat investasinya berhenti menjadi investasi pada entitas asosiasi atau ventura bersama atau ketika investasi diklasifikasi sebagai dimiliki untuk dijual. Ketika Grup mempertahankan kepemilikan dalam entitas yang sebelumnya merupakan entitas asosiasi atau ventura bersama dan sisa investasi tersebut merupakan aset keuangan, Grup mengukur setiap sisa investasi pada nilai wajar pada tanggal tersebut dan nilai wajar tersebut dianggap sebagai nilai wajar pada saat pengakuan awal sesuai dengan PSAK 109. Selisih antara jumlah tercatat pada asosiasi pada tanggal metode ekuitas dihentikan, dan nilai wajar dari setiap bunga yang ditahan dan hasilkan dari pelepasan sebagian kepentingan dalam asosiasi termasuk dalam penentuan keuntungan atau kerugian pada pelepasan asosiasi. Selanjutnya, Grup mencatat seluruh jumlah yang sebelumnya telah diakui dalam penghasilan komprehensif lain yang terkait dengan entitas asosiasi tersebut dengan menggunakan dasar perlakuan yang sama dengan yang disyaratkan jika entitas asosiasi telah melepaskan secara langsung aset dan liabilitas yang terkait. Seluruh jumlah yang diakui dalam penghasilan komprehensif lain yang terkait dengan entitas asosiasi direklasifikasi ke laba rugi (sebagai penyesuaian reklasifikasi) pada saat penghentian metode ekuitas.

The Group discontinues the use of the equity method from the date when the investment ceases to be an associate or a joint venture, or when the investment is classified as held for sale. When the Group retains an interest in the former associate or joint venture and the retained interest is a financial asset, the Group measures any retained investment at fair value at that date and the fair value is regarded as its fair value on initial recognition in accordance with PSAK 109. The difference between the carrying amount of the associate at the date the equity method was discontinued, and the fair value of any retained interest and any proceeds from disposing of a part of interest in the associate is included in the determination of the gain or loss on disposal of the associate. In addition, the Group accounts for all amounts previously recognized in other comprehensive income in relation to that associate on the same basis as would be required if that associate had directly disposed of the related assets or liabilities. Therefore, if a gain or loss previously recognized in other comprehensive income by that associate would be reclassified to profit or loss on the disposal of the related assets or liabilities, the Group reclassifies the gain or loss from equity to profit or loss (as a reclassification adjustment) when the equity method is discontinued.

Ketika Grup menambah bagian kepemilikan pada entitas asosiasi yang sudah dimiliki sebelumnya dan entitas tersebut tetap sebagai entitas asosiasi, imbalan yang dialihkan atas penambahan kepemilikan tersebut ditambahkan ke nilai tercatat sebelumnya tanpa mempertimbangkan nilai wajar bersih aset yang teridentifikasi dan liabilitas atas entitas asosiasi tersebut.

Where the Group increases its interest in its existing associate and it remains as an associate, the consideration transferred of the additional interest is added to the existing carrying amount without considering the fair value of the associate's identifiable assets and liabilities.

Ketika Grup melakukan transaksi dengan entitas asosiasi, keuntungan dan kerugian yang timbul dari transaksi dengan entitas asosiasi diakui dalam laporan keuangan konsolidasian Grup hanya sebesar kepemilikan dalam entitas asosiasi yang tidak terkait dengan Grup.

When a Group entity transacts with an associate, profits and losses resulting from the transactions with the associate are recognized in the Group's consolidated financial statements only to the extent of its interest in the associate that are not related to the Group.

Grup menerapkan PSAK 109, termasuk persyaratan penurunan nilai, untuk kepentingan jangka panjang dalam entitas asosiasi atau ventura bersama ketika metode ekuitas tidak diterapkan dan yang merupakan bagian dari investasi neto pada *investee.* Selanjutnya, dalam menerapkan PSAK 109 untuk kepentingan jangka panjang, Grup tidak memperhitungkan penyesuaian nilai tercatat yang disyaratkan oleh PSAK 228 (misalnya, penyesuaian nilai tercatat kepentingan jangka panjang yang timbul dari alokasi kerugian investee atau penilaian penurunan nilai berdasarkan PSAK 228).

The Group applies PSAK 109, including the impairment requirements, to long-term interests in an associate or joint venture to which the equity method is not applied and which form part of the net investment in the investee. Furthermore, in applying PSAK 109 to long-term interests, the Group does not take into account adjustments to their carrying amount required by PSAK 228 (i.e. adjustments to the carrying amount of long-term interests arising from the allocation of losses of the investee or assessment of impairment in accordance with PSAK 228).

j. Persediaan

j. Inventories

Persediaan dinyatakan berdasarkan biaya perolehan atau nilai realisasi bersih, mana yang lebih rendah. Biaya terdiri atas bahan langsung dan, jika berlaku, biaya tenaga kerja langsung dan biaya *overhead* yang dikeluarkan untuk membawa persediaan ke lokasi dan kondisinya saat ini. Biaya perolehan ditentukan dengan metode rata-rata tertimbang. Nilai realisasi bersih merupakan estimasi harga jual dari persediaan dikurangi seluruh biaya penyelesaian dan estimasi biaya yang diperlukan untuk penjualan.

Inventories are stated at cost or net realizable value, whichever is lower. Cost comprises direct materials and, where applicable, direct labor costs and those overheads that have been incurred in bringing the inventories to their present location and condition. Cost is determined using the weighted average method. Net realizable value represents the estimated selling price for inventories less all estimated costs of completion and costs necessary to make the sale.

k. Aset Tetap – Pemilikan Langsung

k. Property, Plant and Equipment – Direct Acquisitions

Aset tetap yang dimiliki untuk digunakan dalam produksi atau penyediaan barang atau jasa atau untuk tujuan administratif dicatat berdasarkan biaya perolehan setelah dikurangi akumulasi penyusutan dan akumulasi kerugian penurunan nilai.

Property, plant and equipment held for use in the production or supply of goods or services, or for administrative purposes, are stated at cost, less accumulated depreciation and any accumulated impairment losses.

Penyusutan diakui dengan menggunakan metode garis lurus setelah memperhitungkan nilai residu berdasarkan taksiran masa manfaat ekonomis aset tetap sebagai berikut:

Depreciation is recognized using the straight-line method after calculating the residual values based on the estimated useful lives of the assets as follows:

	Tahun/*Years*	
Bangunan dan prasarana	4-30	Buildings and infrastructures
Mesin	4-37	Machineries
Kapal	9-17	Vessels
Kendaraan bermotor	4-8	Motor vehicles
Peralatan dan perlengkapan	4-8	Furniture and fixtures

Masa manfaat ekonomis, nilai residu dan metode penyusutan direviu setiap akhir tahun dan pengaruh dari setiap perubahan estimasi tersebut berlaku prospektif.

The estimated useful lives, residual values and depreciation method are reviewed at each year end, with the effect of any changes in estimate accounted for on a prospective basis.

Tanah dinyatakan berdasarkan biaya perolehan dan tidak disusutkan.

Land is stated at cost and is not depreciated.

Biaya berkala untuk *overhaul* mesin yang dikapitalisasi disusutkan dengan menggunakan garis lurus selama periode sampai *overhaul* berikutnya.

Capitalized cost of major periodical overhauls of machinery is depreciated using the straight line method over the period to the next overhaul.

Beban pemeliharaan dan perbaikan dibebankan pada laba rugi pada saat terjadinya. Biaya-biaya lain yang terjadi selanjutnya yang timbul untuk menambah, mengganti atau memperbaiki aset tetap dicatat sebagai biaya perolehan aset jika dan hanya jika besar kemungkinan manfaat ekonomis di masa depan berkenaan dengan aset tersebut akan mengalir ke entitas dan biaya perolehan aset dapat diukur secara andal.

The cost of maintenance and repairs is charged to profit or loss as incurred. Other costs incurred subsequently to add to, replace part of, or service an item of property, plant and equipment, are recognized as asset if, and only if it is probable that future economic benefits associated with the item will flow to the entity and the cost of the item can be measured reliably.

Aset tetap dihentikan pengakuannya pada saat pelepasan atau ketika tidak ada manfaat ekonomik masa depan yang diharapkan timbul dari penggunaan aset secara berkelanjutan. Keuntungan atau kerugian yang timbul dari pelepasan atau penghentian pengakuan suatu aset tetap ditentukan sebagai selisih antara hasil penjualan dan nilai tercatat aset dan diakui dalam laba rugi.

An item of property, plant and equipment is derecognized upon disposal or when no future economic benefits are expected to arise from the continued use of the asset. Any gain or loss arising on the disposal or retirement of an item of property, plant and equipment is determined as the difference between the sales proceeds and the carrying amount of the asset and is recognized in profit or loss.

Aset yang telah disusutkan sepenuhnya yang masih digunakan tetap termasuk dalam laporan keuangan konsolidasian.

Fully depreciated assets still in use are retained in the consolidated financial statements.

Properti dalam proses kontruksi ("aset dalam penyelesaian") untuk tujuan produksi, persediaan atau administrasi, atau tujuan yang belum ditentukan, dicatat sebesar harga perolehan, dikurangi kerugian penurunan nilai yang diakui. Biaya perolehan termasuk biaya profesional. Penyusutan aset ini, dengan dasar yang sama seperti aset properti lainnya, dimulai saat aset tersebut siap untuk digunakan sesuai dengan tujuannya.

Properties in the course of construction ("construction in progress") for production, supply or administrative purposes, or for purposes not yet determined, are carried at cost, less any recognized impairment loss. Cost includes professional fees. Depreciation of these assets, on the same basis as other property assets, commences when the assets are ready for their intended use.

l. Properti Investasi

Properti investasi adalah tanah untuk menghasilkan rental atau untuk kenaikan nilai atau keduanya. Properti investasi diukur sebesar biaya perolehan setelah dikurangi akumulasi penyusutan dan akumulasi kerugian penurunan nilai.

Tanah dinyatakan berdasarkan biaya perolehan dan tidak disusutkan.

Properti investasi dihentikan pengakuannya pada saat dilepaskan atau ketika properti investasi tidak digunakan lagi secara permanen dan tidak memiliki manfaat ekonomi masa depan yang diharapkan dari pelepasannya. Keuntungan atau kerugian yang timbul dari penghentian atau pelepasan properti investasi ditentukan dari selisih antara hasil neto pelepasan dan jumlah tercatat aset dan diakui dalam laba rugi pada periode terjadinya penghentian atau pelepasan.

l. Investment Property

Investment property is land held to earn rentals or for capital appreciation or both. Investment property are measured at cost less accumulated depreciation and any accumulated impairment losses.

Land is stated at cost and is not depreciated.

An investment property is derecognized upon disposal or when the investment property is permanently withdrawn from use and no future economic benefits are expected from the disposal. Any gain or loss arising on derecognition of the property (calculated as the difference between the net disposal proceeds and the carrying amount of the asset) is included in profit or loss in the period in which the property is derecognized.

m. Sewa

Grup sebagai penyewa

Grup menilai apakah sebuah kontrak mengandung sewa, pada tanggal insepsi kontrak. Grup mengakui aset hak-guna dan liabilitas sewa terkait sehubungan dengan seluruh kesepakatan sewa di mana Perusahaan merupakan penyewa, kecuali untuk sewa jangka-pendek (yang didefinisikan sebagai sewa yang memiliki masa sewa 12 bulan atau kurang) dan sewa yang aset pendasarnya bernilai-rendah. Untuk sewa-sewa tersebut, Grup mengakui pembayaran sewa sebagai beban operasi secara garis lurus selama masa sewa kecuali dasar sistematis lainnya lebih merepresentasikan pola konsumsi manfaat penyewa dari aset sewa.

Liabilitas sewa awalnya diukur pada nilai kini pembayaran sewa masa depan yang belum dibayarkan pada tanggal permulaan, yang didiskontokan menggunakan suku bunga implisit dalam sewa. Jika suku bunga ini tidak dapat ditentukan, Grup menggunakan suku bunga pinjaman inkremental khusus untuk penyewa.

Pembayaran sewa yang diperhitungkan dalam pengukuran liabilitas sewa terdiri atas:

- pembayaran tetap (termasuk pembayaran tetap secara-substansi), dikurangai insentif sewa;
- pembayaran sewa variabel yang bergantung pada indeks atau suku bunga yang pada awalnya diukur dengan menggunakan indeks atau suku bunga pada tanggal permulaan;
- jumlah yang diperkirakan akan dibayarkan oleh penyewa dalam jaminan nilai residual;
- harga eksekusi opsi beli jika penyewa cukup pasti untuk mengeksekusi opsi tersebut; dan
- pembayaran penalti karena penghentian sewa, jika masa sewa merefleksikan penyewa mengeksekusi opsi untuk menghentikan sewa.

Liabilitas sewa disajikan sebagai pos terpisah dalam laporan posisi keuangan konsolidasian.

Liabilitas sewa selanjutnya diukur dengan meningkatkan jumlah tercatat untuk merefleksikan bunga atas liabilitas sewa (menggunakan metode suku bunga efektif) dan dengan mengurangi jumlah tercatat untuk merefleksikan sewa yang telah dibayar.

m. Leases

The Group as lessee

The Group assesses whether a contract is or contains a lease, at the inception of the contract. The Group recognizes a right-of-use asset and a corresponding lease liability with respect to all lease arrangements in which it is the lessee, except for short-term leases (defined as leases with a lease term of 12 months or less) and leases of low value assets. For these leases, the Group recognizes the lease payments as an operating expense on a straight-line basis over the term of the lease unless another systematic basis is more representative of the time pattern in which economic benefits from the leased assets are consumed.

The lease liability is initially measured at the present value of the lease payments that are not paid at the commencement date, discounted by using the rate implicit in the lease. If this rate cannot be readily determined, the Group uses the incremental borrowing rate specific to the lessee.

Lease payments included in the measurement of the lease liability comprise:

- fixed lease payments (including in-substance fixed payments), less any lease incentives;
- variable lease payments that depend on an index or rate, initially measured using the index or rate at the commencement date;
- the amount expected to be payable by the lessee under residual value guarantees;
- the exercise price of purchase options, if the lessee is reasonably certain to exercise the options; and
- payments of penalties for terminating the lease, if the lease term reflects the exercise of an option to terminate the lease.

The lease liability is presented as a separate line in the consolidated statement of financial position.

The lease liability is subsequently measured by increasing the carrying amount to reflect the interest on the lease liability (using the effective interest method) and by reducing the carrying amount to reflect the lease payments made.

Grup mengukur kembali liabilitas sewa (dan melakukan penyesuaian terkait terhadap aset hak-guna) jika:

- terdapat perubahan dalam masa sewa atau perubahan dalam penilaian atas eksekusi opsi pembelian, di mana liabilitas sewa diukur dengan mendiskontokan pembayaran sewa revisian menggunakan tingkat diskonto revisian;
- terdapat perubahan sewa masa depan sebagai akibat dari perubahan indeks atau perubahan perkiraan pembayaran berdasarkan nilai residual jaminan di mana liabilitas sewa diukur kembali dengan mendiskontokan pembayaran sewa revisian menggunakan tingkat diskonto awal (kecuali jika pembayaran sewa berubah karena perubahan suku bunga mengambang, di mana tingkat diskonto revisian digunakan); atau
- kontrak sewa dimodifikasi dan modifikasi sewa tidak dicatat sebagai sewa terpisah, di mana liabilitas sewa diukur dengan mendiskontokan pembayaran sewa revisian menggunakan tingkat diskonto revisian.

Aset hak-guna terdiri dari pengukuran awal atas liabilitas sewa, pembayaran sewa yang dilakukan pada saat atau sebelum permulaan sewa dan biaya langsung awal. Aset hak-guna selanjutnya diukur sebesar biaya dikurangi akumulasi penyusutan dan kerugian penurunan nilai.

Jika Grup dibebankan kewajiban atas biaya membongkar dan memindahkan aset sewa, merestorasi tempat di mana aset berada atau merestorasi aset pendasar ke kondisi yang disyaratkan oleh syarat dan ketentuan sewa, provisi diakui dan diukur sesuai PSAK 237. Biaya tersebut diperhitungkan dalam aset hak-guna terkait, kecuali jika biaya tersebut terjadi untuk memproduksi persediaan.

Aset hak-guna disusutkan selama tahun yang lebih singkat antara masa sewa dan masa manfaat aset pendasar. Jika sewa mengalihkan kepemilikan aset pendasar atau jika biaya perolehan aset hak-guna merefleksikan Grup akan mengeksekusi opsi beli, aset hak-guna disusutkan selama masa manfaat aset pendasar. Penyusutan dimulai pada tanggal permulaan sewa.

Aset hak-guna disajikan sebagai pos terpisah di laporan posisi keuangan konsolidasian.

Grup menerapkan PSAK 236 untuk menentukan apakah aset hak-guna mengalami penurunan nilai dan mencatat kerugian penurunan nilai yang teridentifikasi sebagaimana dijelaskan dalam kebijakan aset penurunan nilai.

The Group remeasures the lease liability (and makes a corresponding adjustment to the related right-of-use assets) whenever:

- the lease term has changed or there is a change in the assessment of the exercise of a purchase option, in which case the lease liability is remeasured by discounting the revised lease payments using a revised discount rate;
- the lease payments change due to changes in an index or rate or a change in expected payment under a guaranteed residual value, in which cases the lease liability is remeasured by discounting the revised lease payments using the initial discount rate (unless the lease payments change is due to a change in a floating interest rate, in which case a revised discount rate is used); or
- a lease contract is modified and the lease modification is not accounted for as a separate lease, in which case the lease liability is remeasured by discounting the revised lease payments using a revised discount rate.

The right-of-use assets comprise the initial measurements of the corresponding lease liability, lease payments made at or before the commencement day and any initial direct costs. They are subsequently measured at cost less accumulated depreciation and impairment losses.

Whenever the Group incurs an obligation for costs to dismantle and remove a leased asset, restore the site on which it is located or restore the underlying assets to the conditions required by the terms and conditions of the lease, a provision is recognized and measured under PSAK 237. The costs are included in the related right-of-use asset, unless those costs are incurred to produce inventories.

Right-of-use assets are depreciated over the shorter period of lease term and useful life of the underlying assets. If a lease transfers ownership of the underlying assets or the cost of the right-of-use assets reflects that of the Group expects to exercise a purchase option, the related right-of-use asset is depreciated over the useful life of the underlying assets. The depreciation starts at the commencement date of the lease.

The right-of-use assets are presented as a separate line in the consolidated statement of financial position.

The Group applies PSAK 236 to determine whether a right-of-use asset is impaired and accounts for any identified impairment loss as described in the impairment of assets policy.

Sewa variabel yang tidak bergantung pada indeks atau suku bunga tidak diperhitungkan dalam pengukuran liabilitas sewa dan aset hak-guna. Pembayaran terkait diakui sebagai beban dalam tahun di mana peristiwa atau kondisi yang memicu pembayaran tersebut terjadi dan dicatat dalam pos "Beban umum dan administrasi" dalam laporan laba rugi dan penghasilan komprehensif lain konsolidasian.

Variable rents that do not depend on an index or rate are not included in the measurements of the lease liability and the right-of-use asset. The related payments are recognized as an expense in the period in which the event or condition that triggers those payments occur and are included in the line "General and administrative expenses" in the consolidated statement of profit or loss and other comprehensive income.

Grup sebagai pesewa

The Group as lessor

Grup melakukan perjanjian sewa sebagai pesewa sehubungan dengan tangki dan dermaga.

The Group enters into lease agreements as a lessor with respect to tank and jetty.

Sewa di mana Grup sebagai pesewa diklasifikasikan sebagai sewa pembiayaan atau sewa operasi. Ketika persyaratan sewa secara substansial mengalihkan seluruh risiko dan manfaat yang terkait dengan kepemilikan ke penyewa, kontrak tersebut diklasifikasikan sebagai sewa pembiayaan. Seluruh sewa lainnya diklasifikasikan sebagai sewa operasi.

Leases for which the Group is a lessor are classified as finance or operating leases. Whenever the terms of the lease transfer substantially all the risks and rewards of ownership to the lessee, the contract is classified as a finance lease. All other leases are classified as operating leases.

Penghasilan sewa dari sewa operasi diakui secara garis lurus selama masa sewa yang relevan. Biaya langsung awal yang terjadi dalam menegosiasikan dan mengatur sewa operasi ditambahkan ke jumlah tercatat aset sewa dan diakui secara garis lurus selama masa sewa.

Rental income from operating leases is recognized on a straight-line basis over the terms of the relevant lease. Initial direct costs incurred in negotiating and arranging an operating lease are added to the carrying amount of the leased assets and recognized on a straight-line basis over the lease term.

n. Penurunan Nilai Aset Non-Keuangan

n. Impairment of Non-Financial Assets

Pada akhir setiap tahun pelaporan, Grup menelaah nilai tercatat aset non-keuangan untuk menentukan apakah terdapat indikasi bahwa aset tersebut telah mengalami penurunan nilai. Jika terdapat indikasi tersebut, jumlah terpulihkan dari aset diestimasi untuk menentukan tingkat kerugian penurunan nilai (jika ada). Bila tidak memungkinkan untuk mengestimasi jumlah terpulihkan atas suatu aset individual, Grup mengestimasi jumlah terpulihkan dari unit penghasil kas atas aset. Ketika dasar alokasi yang wajar dan konsisten dapat diidentifikasi, aset perusahaan juga dialokasikan ke masing-masing kelompok unit penghasil kas, atau sebaliknya mereka dialokasikan ke kelompok terkecil dari kelompok unit penghasil kas di mana dasar alokasi yang wajar dan konsisten dapat diidentifikasi.

At the end of each reporting period, the Group reviews the carrying amount of non-financial assets to determine whether there is any indication that those assets have suffered an impairment loss. If any such indication exists, the recoverable amount of the asset is estimated in order to determine the extent of the impairment loss (if any). Where it is not possible to estimate the recoverable amount of an individual asset, the Group estimates the recoverable amount of the cash generating unit to which the asset belongs. When a reasonable and consistent basis of allocation can be identified, corporate assets are also allocated to individual cash-generating units, or otherwise they are allocated to the smallest group of cash-generating units for which a reasonable and consistent allocation basis can be identified.

Jumlah terpulihkan adalah nilai tertinggi antara nilai wajar dikurangi biaya pelepasan dan nilai pakai. Dalam menilai nilai pakainya, estimasi arus kas masa depan didiskontokan ke nilai kini menggunakan tingkat diskonto sebelum pajak yang menggambarkan penilaian pasar kini dari nilai waktu uang dan risiko spesifik atas aset dengan estimasi arus kas masa depan belum disesuaikan.

Recoverable amount is the higher of fair value less cost to sell and value in use. In assessing value in use, the estimated future cash flows are discounted to their present value using a pre-tax discount rate that reflects current market assessments of the time value of money and the risks specific to the asset for which the estimates of future cash flows have not been adjusted.

Jika jumlah terpulihkan dari aset non-keuangan (unit penghasil kas) lebih kecil dari nilai tercatatnya, nilai tercatat aset (unit penghasil kas) diturunkan menjadi sebesar jumlah terpulihkan dan rugi penurunan nilai segera diakui dalam laba rugi.

If the recoverable amount of the non-financial asset (cash generating unit) is less than its carrying amount, the carrying amount of the asset (cash generating unit) is reduced to its recoverable amount and an impairment loss is recognized immediately in profit or loss.

Ketika penurunan nilai selanjutnya dibalik, jumlah tercatat aset (atau unit penghasil kas) ditingkatkan ke estimasi yang direvisi dari jumlah terpulihkannya, namun kenaikan jumlah tercatat tidak boleh melebihi jumlah tercatat ketika kerugian penurunan nilai tidak diakui untuk aset (atau unit penghasil kas) pada tahun-tahun sebelumnya. Pembalikan rugi penurunan nilai diakui segera dalam laba rugi.

When an impairment loss subsequently reverses, the carrying amount of the asset (or a cash-generating unit) is increased to the revised estimate of its recoverable amount, but so that the increased carrying amount does not exceed the carrying amount that would have been determined had no impairment loss been recognized for the asset (or cash-generating unit) in prior years. A reversal of an impairment loss is recognized immediately in profit or loss.

Kebijakan akuntansi untuk penurunan nilai aset keuangan dijelaskan dalam Catatan 3g.

Accounting policy for impairment of financial assets is discussed in Note 3g.

o. Provisi

o. Provisions

Provisi diakui ketika Grup memiliki kewajiban kini (baik bersifat hukum maupun bersifat konstruktif) sebagai akibat peristiwa masa lalu, kemungkinan besar Grup diharuskan menyelesaikan kewajiban dan estimasi yang andal mengenai jumlah kewajiban tersebut dapat dibuat.

Provisions are recognized when the Group has a present obligation (legal or constructive) as a result of a past event, it is probable that the Group will be required to settle the obligation, and a reliable estimate can be made of the amount of the obligation.

Jumlah yang diakui sebagai provisi adalah hasil estimasi terbaik pengeluaran yang diperlukan untuk menyelesaikan kewajiban kini pada akhir tahun pelaporan, dengan mempertimbangkan risiko dan ketidakpastian yang meliputi kewajibannya. Apabila suatu provisi diukur menggunakan arus kas yang diperkirakan untuk menyelesaikan kewajiban kini, maka nilai tercatatnya adalah nilai kini dari arus kas (ketika pengaruh nilai waktu uang bersifat material).

The amount recognized as a provision is the best estimate of the consideration required to settle the present obligation at the end of the reporting period, taking into account the risks and uncertainties surrounding the obligation. Where a provision is measured using the cash flows estimated to settle the present obligation, its carrying amount is the present value of those cash flows (when the effect of time value of money is material).

Ketika beberapa atau seluruh manfaat ekonomi untuk penyelesaian provisi yang diharapkan dapat dipulihkan dari pihak ketiga, piutang diakui sebagai aset apabila terdapat kepastian bahwa penggantian akan diterima dan jumlah piutang dapat diukur secara andal.

When some or all of the economic benefits required to settle a provision are expected to be recovered from a third party, a receivable is recognized as an asset if it is virtually certain that reimbursement will be received and the amount of the receivable can be measured reliably.

p. Pengakuan Pendapatan

p. Revenue Recognition

Penjualan barang

Sale of goods

Pendapatan Grup terutama dihasilkan dari penjualan barang jadi kepada pelanggan. Penjualan tersebut sebagian besar terdiri dari satu elemen pengiriman dan pendapatan diakui pada satu titik waktu tertentu pada saat pengendalian barang telah dialihkan kepada pelanggan. Penjualan ekspor dan lokal diakui pada saat Grup memenuhi kewajiban pelaksanaannya dengan mengalihkan produk petrokimia kepada pelanggan, yang umumnya melalui kapal, truk atau pipa. Pemindahan barang umumnya terjadi pada saat yang sama ketika kepemilikan produk petrokimia berpindah ke pelanggan.

The Group's revenue is primarily generated from the sale of finished products to customers. Those sales predominantly contain a single delivery element and revenue is recognized at a single point in time when control has been transferred to the customers. Export and local sales are recognised when the Group satisfies a performance obligation by transferring the petrochemical products to customers, which generally via vessels, truck or pipeline. A transfer of goods generally occurs at the same time when the title of petrochemical products passes to customers.

Pendapatan dari penjualan barang diukur berdasarkan imbalan yang menjadi haknya dalam kontrak dengan pelanggan dan tidak termasuk jumlah yang ditagih atas nama pihak ketiga. Grup mengakui pendapatan ketika mengalihkan pengendalian barang atau jasa kepada pelanggan, yaitu pada saat pengiriman barang.

Revenue from sale of goods is measured based on the consideration to which the Group expects to be entitled in a contract with a customer and excludes amounts collected on behalf of third parties. The Group recognizes revenue when it transfers control of a product to a customer, upon delivery of goods.

Pendapatan listrik

Pendapatan penjualan listrik diakui berdasarkan pemakaian energi listrik (kWh). Umumnya, pelanggan dapat membeli token mereka sendiri (prabayar) atau ditagih setiap bulan (pascabayar). Untuk pelanggan pascabayar, pendapatan dari penjualan listrik diakui setiap bulan berdasarkan hasil baca meter atas pemakaian pelanggan. Untuk pelanggan prabayar, Grup mengakui pendapatan berdasarkan estimasi jumlah penggunaan token pelanggan pada periode tertentu.

Electricity revenue

Revenue from sale of electricity is recognized based on electricity usage (kWh). Generally, customers can buy their own token (prepaid) or are billed monthly (postpaid). For postpaid customers, revenue from sales of electricity is recognized monthly based on meter-reading result of each customer. For prepaid customers, the Group recognizes the revenue based on their estimated usage during the period.

Pendapatan jasa kelistrikan lainnya

Pendapatan jasa kelistrikan diakui ketika pekerjaan atas jasa seperti layanan operasi dan pemeliharaan, layanan Teknik kelistrikan, *workshop*, dan lainnya telah memenuhi pekerjaan berdasarkan tahap penyelesaian kontrak.

Other electrical service revenue

Electrical service revenue is recognized when the work of services, such as operation and maintenance services, electrical engineering services, workshops, and others, have completed the work based on the stage of completion of the contract.

Pendapatan sewa tangki dan dermaga

Kebijakan akuntansi untuk pendapatan sewa tangki dan dermaga diungkapkan dalam Catatan 3m.

Tank and jetty lease revenue

Accounting policies for tank and jetty lease revenue are disclosed in Note 3m.

q. Imbalan Kerja

Imbalan kerja jangka pendek

Liabilitas diakui atas manfaat yang menjadi hak karyawan sehubungan dengan upah dan gaji, cuti tahunan dan cuti sakit dalam periode di mana jasa terkait diserahkan, sebesar jumlah yang tidak didiskontokan dari pembayaran manfaat ekspektasian sebagai imbalan atas jasa tersebut.

Hak karyawan atas cuti tahunan diakui ketika karyawan mendapat hak. Provisi dibuat untuk liabilitas cuti tahunan akibat jasa yang diserahkan oleh karyawan sampai tanggal periode pelaporan.

Imbalan pascakerja program pensiun iuran pasti

Pembayaran kepada program manfaat pensiun iuran pasti dibebankan ketika karyawan telah menyerahkan jasa yang memberikan hak kepada karyawan atas iuran.

Imbalan pascakerja program imbalan pasti

Grup membukukan imbalan pasca kerja imbalan pasti untuk karyawan sesuai dengan Undang Undang Ketenagakerjaan No. 13/2003. Grup menghitung selisih antara imbalan yang diterima karyawan berdasarkan undang-undang yang berlaku dengan manfaat yang diterima dari program asuransi untuk pensiun normal.

Perusahaan melakukan pendanaan untuk imbalan ini yang dikelola oleh sebuah perusahaan asuransi. Pendanaan tersebut tidak memenuhi syarat sebagai aset program.

q. Employee Benefits

Short-term employee benefits

A liability is recognized for benefits accruing to employees in respect of wages and salaries, annual leave and sick leave in the period the related service is rendered at the undiscounted amount of the benefit expected to be paid in exchange for that service.

Employee entitlements to annual leave are recognized when they accrue to employees. A provision is made for the estimated liability for annual leave as a result of services rendered by employees up to the end of the reporting period.

Defined contribution pension plan

Payments to defined contribution retirement benefit plans are charged as an expense when employees have rendered the services entitling them to the contributions.

Defined benefit plan

The Group provides post-employment benefits as required under Labor Law No. 13/2003 (the "Labor Law"). For normal pension scheme, the Group calculates and recognizes the higher of the benefits under the Labor Law and those under such pension plan.

The Company made funding of this benefit through an investment fund being managed by an insurance company. Such funding does not qualify as a plan asset.

Biaya penyediaan imbalan ditentukan dengan menggunakan metode *projected unit credit* dengan penilaian aktuaria yang dilakukan pada setiap akhir periode pelaporan tahunan. Pengukuran kembali, terdiri dari keuntungan dan kerugian aktuarial, tercermin langsung dalam laporan posisi keuangan konsolidasian yang dibebankan atau dikreditkan ke penghasilan komprehensif lain periode terjadinya. Pengukuran kembali diakui dalam penghasilan komprehensif lain tercermin sebagai pos terpisah pada penghasilan komprehensif lain di ekuitas dan tidak direklasifikasi ke laba rugi.

Biaya jasa lalu diakui dalam laba rugi ketika terjadi amandemen program atau kurtailmen, atau ketika Grup mengakui biaya restrukturisasi terkait atau pesangon, jika lebih dahulu. Bunga neto dihitung dengan mengalikan tingkat diskonto dengan liabilitas atau aset imbalan pasti neto. Biaya imbalan pasti dibagi menjadi tiga kategori:

- Biaya jasa (termasuk biaya jasa kini, biaya jasa lalu serta keuntungan dan kerugian kurtailmen dan penyelesaian).
- Beban atau pendapatan bunga neto.
- Pengukuran kembali.

Grup menyajikan dua komponen pertama dari biaya imbalan pasti di laba rugi. Keuntungan dan kerugian kurtailmen dicatat sebagai biaya jasa lalu.

Kewajiban imbalan pensiun yang diakui pada laporan posisi keuangan konsolidasian merupakan defisit atau surplus aktual dalam program imbalan pasti Grup. Surplus yang dihasilkan dari perhitungan ini terbatas pada nilai kini manfaat ekonomik yang tersedia dalam bentuk pengembalian dana program dan pengurangan iuran masa depan ke program.

Grup mengakui haknya dalam penggantian berdasarkan polis asuransi sebagai aset terpisah, yang diukur sebesar nilai wajarnya. Dalam laporan laba rugi dan penghasilan komprehensif lain konsolidasian, beban terkait dengan program imbalan pasti dapat disajikan secara neto setelah dikurangkan dengan jumlah yang diakui dalam penggantian.

Imbalan kerja jangka panjang lain

Liabilitas yang diakui sehubungan dengan imbalan kerja jangka panjang lain diukur pada nilai kini estimasi arus kas keluar masa depan yang diharapkan akan dilakukan oleh Grup sehubungan dengan jasa yang diberikan oleh karyawan hingga tanggal pelaporan.

Pesangon

Liabilitas untuk pesangon diakui mana yang terjadi lebih dulu ketika entitas tidak dapat lagi menarik penawaran imbalan tersebut dan ketika entitas mengakui biaya restrukturisasi terkait.

The cost of providing benefits is determined using the projected unit credit method, with actuarial valuations being carried out at the end of each annual reporting period. Remeasurement, comprising actuarial gains and losses, is reflected immediately in the consolidated statements of financial position with a charge or credit recognized in other comprehensive income in the period in which they occur. Remeasurement recognized in other comprehensive income is reflected as a separate item under other comprehensive income in equity and will not be reclassified to profit or loss.

Past service cost is recognized in profit or loss when the plan amendment or curtailment occurs, or when the Group recognizes related restructuring costs or termination benefits, if earlier. Net interest is calculated by applying a discount rate to the net defined benefit liability or asset. Defined benefit costs are in to three categories:

- Service cost (including current service cost, past service cost, as well as gains and losses on curtailments and settlements).
- Net interest expense or income.
- Remeasurement.

The Group presents the first two components of defined benefit costs in profit or loss. Curtailment gains and losses are accounted for as past service costs.

The retirement benefit obligation recognized in the consolidated statement of financial position represents the actual deficit or surplus in the Group's defined benefit plans. Any surplus resulting from this calculation is limited to the present value of any economic benefits available in the form of refunds from the plans or reductions in future contributions to the plans.

The Group recognizes its right to reimbursement under the insurance policy as a separate assets, which is measured at fair value. In the consolidated statement of profit or loss and other comprehensive income, the expense relating to a defined benefit plan is presented net of the amount recognized for a reimbursement.

Other long-term employee benefits

Liabilities recognized in respect of other long-term employee benefits are measured at the present value of the estimated future cash outflows expected to be made by the Group in respect of services provided by employees up to the reporting date.

Termination

A liability for a termination benefit is recognized at the earlier of when the entity can no longer withdraw the offer of the termination benefit and when the entity recognizes any related restructuring costs.

r. Pajak Penghasilan

Beban pajak penghasilan merupakan jumlah pajak kini terutang dan pajak tangguhan.

Pajak kini

Pajak kini terutang berdasarkan laba kena pajak untuk suatu tahun. Laba kena pajak berbeda dari laba sebelum pajak seperti yang dilaporkan di laba rugi karena tidak memperhitungkan penghasilan atau beban yang dikenakan pajak atau dikurangkan pada tahun berbeda dan tidak memperhitungkan pos-pos yang tidak pernah dikenakan pajak atau tidak dapat dikurangkan. Liabilitas Grup untuk pajak kini dihitung berdasarkan tarif pajak yang telah berlaku pada akhir tahun pelaporan.

Provisi diakui untuk penentuan pajak yang tidak pasti, tetapi kemungkinan besar akan mengakibatkan arus keluar dana kepada otoritas pajak. Provisi diukur sebesar estimasi terbaik atas jumlah ekspektasian yang terhutang.

Penilaian berdasarkan pada pertimbangan professional pajak dalam Grup yang didukung dengan pengalaman lalu atas aktivitas tersebut.

Pajak tangguhan

Pajak tangguhan diakui atas perbedaan temporer antara jumlah tercatat aset dan liabilitas dalam laporan keuangan konsolidasian dengan dasar pengenaan pajak yang digunakan dalam perhitungan laba kena pajak. Liabilitas pajak tangguhan umumnya diakui untuk seluruh perbedaan temporer kena pajak. Aset pajak tangguhan umumnya diakui untuk seluruh perbedaan temporer yang dapat dikurangkan sepanjang kemungkinan besar bahwa laba kena pajak akan tersedia sehingga perbedaan temporer dapat dimanfaatkan. Aset dan liabilitas pajak tangguhan tidak diakui jika perbedaan temporer timbul dari pengakuan awal (selain dari kombinasi bisnis) dari aset dan liabilitas suatu transaksi yang tidak mempengaruhi laba kena pajak atau laba akuntansi. Selain itu, liabilitas pajak tangguhan tidak diakui jika perbedaan temporer timbul dari pengakuan awal *goodwill*.

Aset dan liabilitas pajak tangguhan diukur dengan menggunakan tarif pajak yang diharapkan berlaku dalam periode ketika liabilitas diselesaikan atau aset dipulihkan berdasarkan tarif pajak (dan peraturan pajak) yang telah berlaku atau secara substantif telah berlaku pada akhir periode pelaporan.

Pengukuran aset dan liabilitas pajak tangguhan mencerminkan konsekuensi pajak yang sesuai dengan cara Grup memperkirakan, pada akhir tahun pelaporan, untuk memulihkan atau menyelesaikan jumlah tercatat aset dan liabilitasnya.

r. Income Tax

Income tax expense represents the sum of the current tax payable and deferred tax.

Current tax

The current tax payable is based on taxable profit for the year. Taxable profit differs from net profit as reported in profit or loss because it excludes items of income or expense that are taxable or deductible in other years and it further excludes items that are never taxable or deductible. The Group's liability for current tax is calculated using tax rates that have been enacted or substantively enacted by the end of the reporting period.

A provision is recognized for those matters for which the tax determination is uncertain but it is considered probable that there will be a future outflow of funds to a tax authority.

The provisions are measured at the best estimate of the amount expected to become payable. The assessment is based on the judgement of tax professionals within the Group supported by previous experience in respect of such activities.

Deferred tax

Deferred tax is recognized on temporary differences between the carrying amounts of assets and liabilities in the consolidated financial statements and the corresponding tax bases used in the computation of taxable profit. Deferred tax liabilities are generally recognized for all taxable temporary differences. Deferred tax assets are generally recognized for all deductible temporary differences to the extent that is probable that taxable profits will be available against which those deductible temporary differences can be utilized. Such deferred tax assets and liabilities are not recognized if the temporary differences arises from the initial recognition (other than in a business combination) of assets and liabilities in a transaction that affects neither the taxable profit nor the accounting profit. In addition, deferred tax liabilities are not recognized if the temporary differences arises from the initial recognition of goodwill.

Deferred tax assets and liabilities are measured at the tax rates that are expected to apply in the period in which the liability is settled or the asset realized, based on the tax rates (and tax laws) that have been enacted, or substantively enacted, by the end of the reporting period.

The measurement of deferred tax assets and liabilities reflects the tax consequences that would follow from the manner in which the Group expects, at the end of the reporting period, to recover or settle the carrying amount of their assets and liabilities.

Jumlah tercatat aset pajak tangguhan ditelaah ulang pada akhir tahun pelaporan dan dikurangi jumlah tercatatnya jika kemungkinan besar laba kena pajak tidak lagi tersedia dalam jumlah yang memadai untuk mengkompensasikan sebagian atau seluruh aset pajak tangguhan tersebut.

The carrying amount of deferred tax asset is reviewed at the end of each reporting period and reduced to the extent that it is no longer probable that sufficient taxable profits will be available to allow all or part of the asset to be recovered.

Pajak kini dan pajak tangguhan diakui sebagai beban atau penghasilan dalam laba rugi tahun berjalan, kecuali untuk pajak penghasilan yang timbul dari transaksi atau peristiwa yang diakui di luar laba rugi (baik dalam penghasilan komprehensif lain maupun secara langsung di ekuitas), dalam hal tersebut pajak juga diakui di luar laba rugi, atau yang timbul dari akuntansi awal kombinasi bisnis. Dalam hal kombinasi bisnis, pengaruh pajak termasuk dalam akuntansi kombinasi bisnis.

Current and deferred tax are recognized as an expense or income in profit or loss, except when they relate to items that are recognized outside of profit or loss (whether in other comprehensive income or directly in equity), in which case the tax is also recognized outside of profit or loss, or where they arise from the initial accounting for a business combination. In the case of a business combination, the tax effect is included in the accounting for the business combination.

Aset dan liabilitas pajak tangguhan saling hapus ketika entitas memiliki hak yang dapat dipaksakan secara hukum untuk melakukan saling hapus aset pajak kini terhadap liabilitas pajak kini dan ketika aset pajak tangguhan dan liabilitas pajak tangguhan terkait dengan pajak penghasilan yang dikenakan oleh otoritas perpajakan yang sama atas entitas kena pajak yang sama atau entitas kena pajak yang berbeda yang memiliki intensi untuk memulihkan aset dan liabilitas pajak kini dengan dasar neto, atau merealisasikan aset dan menyelesaikan liabilitas secara bersamaan, pada setiap periode masa depan dimana jumlah signifikan atas aset atau liabilitas pajak tangguhan diharapkan untuk diselesaikan atau dipulihkan.

Deferred tax assets and liabilities are offset when there is legally enforceable right to set off current tax assets against current tax liabilities and when they relate to income taxes levied by the same taxation authority on either the same taxable entity or different taxable entities when there is an intention to settle its current tax assets and current tax liabilities on a net basis, or to realize the assets and settle the liabilities simultaneously, in each future period in which significant amounts of deferred tax liabilities or assets are expected to be settled or recovered.

s. Rugi per Saham Dasar

Rugi per saham dasar dihitung dengan membagi rugi bersih yang diatribusikan kepada pemilik entitas induk dengan jumlah rata-rata tertimbang saham yang beredar pada tahun yang bersangkutan.

s. Loss per Share

Loss per share is computed by dividing net loss attributable to the owners of the Company by the weighted average number of shares outstanding during the year.

t. Instrumen Derivatif

Grup menggunakan berbagai variasi instrumen keuangan derivatif untuk mengelola eksposur atas risiko suku bunga dan risiko perubahan nilai tukar mata uang asing termasuk kontrak valuta berjangka, *interest rate swap* dan *cross currency swap*.

t. Derivative Financial Instruments

The Group enters into a variety of derivative financial instruments to manage its exposure to interest rate and foreign exchange rate risk including foreign exchange forward contracts, interest rate swap and cross currency swap.

Derivatif awalnya diakui pada nilai wajar pada tanggal kontrak dilakukan dan selanjutnya diukur kembali pada nilai wajarnya pada setiap akhir tahun pelaporan. Dampak keuntungan atau kerugian diakui segera di laba rugi kecuali jika derivatif ditetapkan dan efektif sebagai instrumen lindung nilai di mana saat pengakuan di laba rugi bergantung pada sifat dari hubungan lindung nilai.

Derivatives are initially recognized at fair value at the date the derivative contracts are entered into and are subsequently remeasured to their fair values at the end of each reporting period. The resulting gain or loss is recognized in profit or loss immediately unless the derivative is designated and effective as hedging instrument in which event the timing of the recognition in profit or loss depends on the nature of the hedge relationship.

Derivatif dengan nilai wajar positif diakui sebagai aset keuangan sedangkan derivatif dengan nilai wajar negatif diakui sebagai liabilitas keuangan. Derivatif tidak saling hapus dalam laporan keuangan kecuali Grup memiliki hak yang memiliki kekuatan hukum dan intensi untuk saling hapus.

A derivative with a positive fair value is recognized as a financial asset whereas a derivative with a negative fair value is recognized as a financial liability. Derivatives are not offset in the financial statements unless the Group has both a legally enforceable right and intention to offset.

Suatu derivatif disajikan sebagai aset tidak lancar atau liabilitas jangka panjang jika sisa jatuh tempo dari instrumen lebih dari 12 bulan dan tidak diharapkan akan direalisasi atau diselesaikan dalam jangka waktu 12 bulan. Derivatif lainnya disajikan sebagai aset lancar atau liabilitas jangka pendek.

A derivative is presented as a non-current asset or a non-current liability if the remaining maturity of the instrument is more than 12 months and is not expected to be realized or settled within 12 months. Other derivatives are presented as current assets or current liabilities.

u. Akuntansi Lindung Nilai

u. Hedge Accounting

Grup menggunakan instrumen keuangan derivatif – *cross currency swap* dan *interest rate swap* untuk mengelola eksposur atas risiko suku bunga dan fluktuasi nilai tukar.

The Group enters into derivative financial instruments – cross currency swap and interest rate swap to manage its exposure to interest rate and foreign exchange fluctuations.

Pada insepsi hubungan lindung nilai, Grup mendokumentasi hubungan antara instrumen lindung nilai dan *item* yang dilindung nilai, bersama dengan tujuan manajemen risiko dan strategi pelaksanaan lindung nilai. Selanjutnya, pada saat dimulainya lindung nilai dan secara berkelanjutan, Grup mendokumentasikan apakah instrumen lindung nilai sangat efektif dalam rangka saling hapus perubahan dalam nilai wajar atau perubahan arus kas dari *item* yang dilindung nilai yang dapat diatribusikan pada risiko lindung nilai.

At the inception of the hedge relationship, the Group documents the relationship between the hedging instrument and the hedged item, along with its risk management objectives and its strategy for undertaking various hedge transactions. Furthermore, at the inception of the hedge and on an ongoing basis, the Group documents whether the hedging instrument is highly effective in offsetting changes in fair values or cash flows of the hedged item attributable to the hedged risk.

Lindung Nilai atas Arus Kas

Cash Flow Hedges

Bagian efektif dari perubahan nilai wajar derivatif yang ditujukan dan memenuhi kualifikasi sebagai lindung nilai arus kas diakui sebagai penghasilan komprehensif lain dan terakumulasi pada cadangan lindung nilai arus kas. Keuntungan atau kerugian yang terkait dengan bagian yang tidak efektif langsung diakui dalam laba rugi, dan termasuk dalam "keuntungan (kerugian) atas instrumen keuangan derivatif".

The effective portion of changes in the fair value of derivatives that were designated and qualified as cash flow hedges was recognized in other comprehensive income and accumulated under the heading of cash flow hedging reserve. The gain or loss relating to the ineffective portion was recognized immediately in profit or loss, and is included in the "Gain (loss) on derivative financial instruments" line item.

Jumlah yang sebelumnya diakui sebagai penghasilan komprehensif lain dan terakumulasi dalam ekuitas direklasifikasi ke laba rugi pada periode ketika *item* yang dilindung nilai diakui dalam laba rugi, di pos yang sama dari laporan laba rugi dan penghasilan komprehensif lain konsolidasian dengan *item* yang dilindung nilai. Namun, ketika suatu lindung nilai atas prakiraan transaksi yang kemudian menimbulkan pengakuan aset non-keuangan atau liabilitas non-keuangan, keuntungan dan kerugian yang sebelumnya diakui sebagai penghasilan komprehensif lain dan terakumulasi di ekuitas dipindahkan dari ekuitas dan termasuk dalam pengukuran awal biaya dari aset non-keuangan atau liabilitas non-keuangan.

Amounts previously recognized in other comprehensive income and accumulated in equity were reclassified to profit or loss in the periods when the hedged item was recognized in profit or loss, in the same line of the consolidated statement of profit or loss and other comprehensive income as the recognized hedged item. However, when the hedged forecast transaction resulted in the recognition of a non-financial asset or a non-financial liability, the gains and losses previously recognized in other comprehensive income and accumulated in equity were transferred from equity and included in the initial measurement of the cost of the non-financial asset or non-financial liability.

Akuntansi lindung nilai dihentikan pada saat Grup membatalkan hubungan lindung nilai, ketika instrumen lindung nilai kadaluwarsa atau dijual, dihentikan atau digunakan, atau ketika tidak lagi memenuhi persyaratan akuntansi lindung nilai. Keuntungan dan kerugian diakui dalam penghasilan komprehensif lain dan terakumulasi di ekuitas saat itu tetap berada di bagian ekuitas dan akan diakui pada saat prakiraan transaksi yang pada akhirnya diakui dalam laba rugi. Ketika prakiraan transaksi tidak lagi diharapkan akan terjadi, akumulasi keuntungan atau kerugian dalam ekuitas langsung diakui dalam laba rugi.

Hedge accounting was discontinued when the Group revoked the hedging relationship, when the hedging instrument expired or was sold, terminated, or exercised, or it no longer qualified for hedge accounting. Any gain or loss recognized in other comprehensive income and accumulated in equity at that time remained in equity and was recognized when the forecast transaction was ultimately recognized in profit or loss. When a forecast transaction was no longer expected to occur, the gain or loss accumulated in equity was recognized immediately in profit or loss.

v. Informasi Segmen

Segmen operasi diidentifikasi berdasarkan laporan internal mengenai komponen dari Grup yang secara regular direviu oleh pengambil keputusan operasional dalam rangka mengalokasikan sumber daya dan menilai kinerja segmen operasi.

Segmen operasi adalah suatu komponen dari entitas:

a. yang terlibat dalam aktivitas bisnis yang mana memperoleh pendapatan dan menimbulkan beban (termasuk pendapatan dan beban terkait dengan transaksi dengan komponen lain dari entitas yang sama);

b. yang hasil operasinya dikaji ulang secara regular oleh pengambil keputusan operasional untuk membuat keputusan tentang sumber daya yang dialokasikan pada segmen tersebut dan menilai kinerjanya; dan

c. dimana tersedia informasi keuangan yang dapat dipisahkan.

Informasi yang digunakan oleh pengambil keputusan operasional dalam rangka alokasi sumber daya dan penilaian kinerja mereka terfokus pada kategori dari setiap produk.

v. Segment Information

Operating segments are identified on the basis of internal reports about components of the Group that are regularly reviewed by the chief operating decision maker in order to allocate resources to the segments and to assess their performances.

An operating segment is a component of an entity:

a. that engages in business activities from which it may earn revenues and incurred expenses (including revenues and expenses relating to the transactions with other components of the same entity);

b. whose operating results are reviewed regularly by the entity's chief operating decision maker to make decision about resources to be allocated to the segments and assess its performance; and

c. for which discrete financial information is available.

Information reported to the chief operating decision maker for the purpose of resource allocation and assessment of performance is more specifically focused on the category of each product.

4. PERTIMBANGAN KRITIS AKUNTANSI DAN SUMBER UTAMA KETIDAKPASTIAN ESTIMASI

Dalam penerapan kebijakan akuntansi Grup, yang dijelaskan dalam Catatan 3, direksi diwajibkan untuk membuat pertimbangan, estimasi dan asumsi tentang jumlah tercatat aset dan liabilitas yang tidak tersedia dari sumber lain. Estimasi dan asumsi terkait didasarkan pada pengalaman historis dan faktor-faktor lain yang dianggap relevan. Hasil aktualnya mungkin berbeda dari estimasi tersebut.

Estimasi dan asumsi yang mendasari ditelaah secara berkelanjutan. Revisi estimasi akuntansi diakui dalam periode dimana estimasi tersebut direvisi jika revisi hanya mempengaruhi periode tersebut, atau pada periode revisi dan periode masa depan jika revisi mempengaruhi periode saat ini dan masa depan.

Pertimbangan Kritis dalam Penerapan Kebijakan Akuntansi

Di bawah ini adalah pertimbangan kritis, selain dari yang melibatkan estimasi yang telah dibuat direksi dalam proses penerapan kebijakan akuntansi Grup dan memiliki pengaruh paling signifikan terhadap jumlah yang diakui dalam laporan keuangan konsolidasian.

4. CRITICAL ACCOUNTING JUDGMENTS AND KEY SOURCES OF ESTIMATION UNCERTAINTY

In the application of the Group's accounting policies, which are described in Note 3, the directors are required to make judgments, estimates and assumptions about the carrying amounts of assets and liabilities that are not readily apparent from other sources. The estimates and associated assumptions are based on historical experience and other factors that are considered to be relevant. Actual results may differ from these estimates.

The estimates and underlying assumptions are reviewed on an ongoing basis. Revisions to accounting estimates are recognized in the period which the estimate is revised if the revision affects only that period, or in the period of the revision and future periods if the revision affects both current and future periods.

Critical Judgments in Applying Accounting Policies

Below are the critical judgments, apart from those involving estimations, that the directors have made in the process of applying the Group's accounting policies and that have the most significant effect on the amounts recognized in the consolidated financial statements.

Pengendalian atas CSI dan MIM

Kepemilikan efektif tidak langsung Perusahaan pada CSI dan MIM adalah sebesar 49% (Catatan 1d). Susunan Dewan Direksi CSI dan MIM saat ini, yang memiliki wewenang atas kebijakan perencanaan, operasi dan keuangan CSI dan MIM, memberikan Perusahaan hak untuk mengatur kebijakan finansial dan operasional dari CSI dan MIM. Selanjutnya, Perusahaan memiliki kendali karena kekuasaannya untuk mempengaruhi kegiatan yang terkait dengan CSI dan MIM dan tingkat pengembalian variabelnya.

Control over CSI and MIM

The Company's effective indirect ownership in CSI and MIM are 49% (Note 1d). The composition of the present Board of Directors of CSI and MIM, which has the decision-making authority over the planning, operation and financial policies of CSI and MIM, gives the Company the power to govern the financial and operating policies of CSI and MIM. Further, the Company has control due to its power to affect the relevant activities of CSI and MIM and its variable return.

Sumber Utama Ketidakpastian Estimasi

Asumsi utama mengenai masa depan dan sumber utama ketidakpastian estimasi lainnya pada akhir tahun pelaporan, yang memiliki risiko signifikan yang mengakibatkan penyesuaian material terhadap jumlah tercatat aset dan liabilitas dalam tahun pelaporan berikutnya dijelaskan di bawah ini:

Key Sources of Estimation Uncertainty

The key assumptions concerning future and other key sources of estimation uncertainty at the end of the reporting period, that may have a significant risk of causing a material adjustment to the carrying amounts of assets and liabilities within the next financial period are discussed below:

Penyisihan penurunan nilai persediaan

Seiring dengan kondisi pasar yang tidak stabil dan penuh tantangan, meskipun persediaan memiliki perputaran yang cepat, terdapat resiko bahwa nilai realisasi bersih atas persediaan Grup kemungkinan dicatat dibawah nilai tercatat. Dalam menentukan nilai realisasi bersih barang jadi, manajemen membuat estimasi harga jual berdasarkan harga jual masa lalu dan harga bahan baku terkini, dan mempertimbangkan fluktuasi harga atau biaya setelah akhir tahun. Walaupun diyakini bahwa estimasi harga jual yang digunakan dalam mengestimasi penyisihan penurunan nilai persediaan telah sesuai dan wajar, namun perubahan signifikan atas asumsi ini dapat berdampak material terhadap penyisihan penurunan nilai persediaan, yang akan mempengaruhi operasi Grup.

Allowance for decline in value of inventories

As the market conditions continue to be volatile and challenging, although the inventories are considered to have high turnover, there is a risk that the net realizable value of the Group's inventories may be below cost. In determining the net realizable value of the finished goods, management makes estimates of the selling prices based on the historical selling prices and current raw material prices, and taking into account the fluctuations of price or cost after the end of the period. While it is believed that the estimated selling prices of the inventories used in the estimation of the allowance for decline in value of inventories are appropriate and reasonable, significant changes in these assumptions may materially affect the assessment of the allowance for decline in value of inventories, which will impact the result of the Group's operations.

Nilai tercatat persediaan diungkapkan dalam Catatan 8.

The carrying amount of inventories is disclosed in Note 8.

Taksiran Masa Manfaat Ekonomis Aset Tetap

Masa manfaat setiap aset tetap Grup ditentukan berdasarkan periode kegunaan yang diharapkan dari aset tersebut. Estimasi ini ditentukan berdasarkan pengalaman atas aset sejenis. Masa manfaat setiap aset direviu secara periodik dan disesuaikan apabila prakiraan berbeda dengan estimasi sebelumnya karena keausan, keusangan teknis dan komersial, hukum atau keterbatasan lainnya atas pemakaian aset. Namun terdapat kemungkinan bahwa hasil operasi di masa mendatang dapat dipengaruhi secara signifikan oleh perubahan atas jumlah serta periode pencatatan biaya yang diakibatkan karena perubahan faktor yang disebutkan di atas.

Estimated Useful Lives of Property, Plant and Equipment

The useful life of each item of the Group's property, plant and equipment are estimated based on the period over which the asset is expected to be available for use. Such estimation is based on experience with similar assets. The estimated useful life of each asset is reviewed periodically and updated if expectations differ from previous estimates due to physical wear and tear, technical or commercial obsolescence and legal or other limits on the use of the asset. It is possible, however, that future results of operations could be materially affected by changes in the amounts and timing of recorded expenses brought about by changes in the factors mentioned above.

Perubahan masa manfaat aset tetap dapat mempengaruhi jumlah beban penyusutan yang diakui dan nilai tercatat aset tersebut.

A change in the estimated useful life of any item of property, plant and equipment would affect the recorded depreciation expense and decrease in the carrying amounts of these assets.

Nilai tercatat aset tetap diungkapkan dalam Catatan 14.

The carrying amounts of property, plant and equipment is disclosed in Note 14.

5. KAS DAN SETARA KAS / 5. CASH AND CASH EQUIVALENTS

	31 Desember/ *December 31,* 2024	31 Desember/ *December 31,* 2023	
	US$ '000	US$ '000	
Kas	133	176	Cash on hand
Bank - Pihak ketiga			Cash in banks - Third parties
Rupiah			Rupiah
PT Bank Mandiri (Persero) Tbk	77.171	15.747	PT Bank Mandiri (Persero) Tbk
PT Bank Central Asia Tbk	33.191	22.413	PT Bank Central Asia Tbk
PT Bank DBS Indonesia	15.126	10.762	PT Bank DBS Indonesia
PT Bank OCBC NISP Tbk	8.758	1.304	PT Bank OCBC NISP Tbk
PT Bank Negara Indonesia Tbk	8.183	969	PT Bank Negara Indonesia Tbk
PT Bank UOB Indonesia	4.782	3.282	PT Bank UOB Indonesia
PT Bank Rakyat Indonesia (Persero) Tbk	3.899	4.716	PT Bank Rakyat Indonesia (Persero) Tbk
PT Bank HSBC Indonesia	2.138	5.453	PT Bank HSBC Indonesia
PT Bank Permata Tbk	1.918	1.053	PT Bank Permata Tbk
Lainnya	7.102	3.724	Others
Dolar Amerika Serikat			U.S. Dollar
PT Bank DBS Indonesia	92.437	224.533	PT Bank DBS Indonesia
PT Bank Central Asia Tbk	70.086	141.398	PT Bank Central Asia Tbk
PT Bank Mandiri (Persero) Tbk	67.252	3.921	PT Bank Mandiri (Persero) Tbk
PT Bank OCBC NISP Tbk	52.030	199.395	PT Bank OCBC NISP Tbk
DBS Bank Ltd, Singapura	47.095	62.734	DBS Bank Ltd, Singapore
PT Bank BNP Paribas Indonesia	20.971	946	PT Bank BNP Paribas Indonesia
PT Bank Rakyat Indonesia (Persero) Tbk	5.802	12.356	PT Bank Rakyat Indonesia (Persero) Tbk
PT Bank Permata Tbk	2.802	326	PT Bank Permata Tbk
PT Bank Danamon Indonesia Tbk	2.403	2.361	PT Bank Danamon Indonesia Tbk
Kasikornbank Public Company Limited, Bangkok	2.163	1.459	Kasikornbank Public Company Limited, Bangkok
PT Bank Negara Indonesia Tbk	2.100	65.713	PT Bank Negara Indonesia Tbk
PT Bank CIMB Niaga Tbk	1.495	2.855	PT Bank CIMB Niaga Tbk
Lainnya	24.198	50.183	Others
Chinese Yuan			Chinese Yuan
DBS Bank Ltd, Singapura	5.822	-	DBS Bank Ltd, Singapore
Mata uang lainnya	560	302	Other currencies
Subjumlah	559.484	837.905	Subtotal
Deposito berjangka - Pihak ketiga			Time deposits - Third parties
Jatuh tempo kurang dari tiga bulan			Maturities less than three months
Rupiah			Rupiah
PT Bank Negara Indonesia Tbk	49.499	51.856	PT Bank Negara Indonesia Tbk
PT Bank Permata Tbk	44.686	38.944	PT Bank Permata Tbk
PT Bank Rakyat Indonesia (Persero) Tbk	43.311	58.381	PT Bank Rakyat Indonesia (Persero) Tbk
PT Bank Danamon Indonesia Tbk	41.938	40.218	PT Bank Danamon Indonesia Tbk
PT Bank DBS Indonesia	18.562	32.434	PT Bank DBS Indonesia
PT Bank Syariah Indonesia Tbk	15.681	20.722	PT Bank Syariah Indonesia Tbk
PT Bank Woori Saudara Indonesia 1906 Tbk	9.284	-	PT Bank Woori Saudara Indonesia 1906 Tbk
PT Bank Pembangunan Daerah Jawa Barat dan Banten Tbk	619	3.243	PT Bank Pembangunan Daerah Jawa Barat dan Banten Tbk
PT Bank CIMB Niaga Tbk	-	12.974	PT Bank CIMB Niaga Tbk
PT Bank Mandiri (Persero) Tbk	-	12.974	PT Bank Mandiri (Persero) Tbk
PT Bank OCBC NISP Tbk	-	6.456	PT Bank OCBC NISP Tbk
PT Bank Capital	-	1.946	PT Bank Capital
Dolar Amerika Serikat			U.S. Dollar
DBS Bank Ltd, Singapura	222.000	110.000	DBS Bank Ltd, Singapore
Oversea-Chinese Banking Corporation Limited	150.000	-	Oversea-Chinese Banking Corporation Limited
United Overseas Bank Limited	85.000	-	United Overseas Bank Limited
PT Bank Rakyat Indonesia (Persero) Tbk	40.000	-	PT Bank Rakyat Indonesia (Persero) Tbk
National Bank of Kuwait	20.000	50.000	National Bank of Kuwait
PT Bank Negara Indonesia Tbk	20.000	-	PT Bank Negara Indonesia Tbk
PT Bank Permata Tbk	20.000	-	PT Bank Permata Tbk
PT Bank DBS Indonesia	11.750	44.250	PT Bank DBS Indonesia
PT Bank Woori Saudara Indonesia 1906 Tbk	4.701	5.507	PT Bank Woori Saudara Indonesia 1906 Tbk
PT Bank OCBC NISP Tbk	-	101.631	PT Bank OCBC NISP Tbk
Dolar Singapura			Singapore Dollar
PT Bank OCBC NISP Tbk	10.170	10.180	PT Bank OCBC NISP Tbk
Subjumlah	807.201	601.716	Subtotal
Kas dan setara kas dalam laporan arus kas konsolidasian	1.366.818	1.439.797	Cash and cash equivalents included in consolidated statements of cash flows
Tingkat bunga deposito berjangka per tahun			Annual interest rates on time deposits
Jatuh tempo kurang dari tiga bulan			Maturities less than three months
Rupiah	5,75% - 7%	5,90% - 8,25%	Rupiah
Dolar Amerika Serikat	4,22% - 5,6%	5,15% - 6,25%	U.S. Dollar
Dolar Singapura	2,60%	3,20%	Singapore Dollar

6. PIUTANG USAHA / 6. TRADE ACCOUNTS RECEIVABLE

	31 Desember/ *December 31,* 2024	31 Desember/ *December 31,* 2023	
	US$ '000	US$ '000	
a. Berdasarkan Pelanggan			a. By Debtor
Pihak Berelasi (Catatan 40)			Related Parties (Note 40)
PT Synthetic Rubber Indonesia	46.119	9.565	PT Synthetic Rubber Indonesia
PT Tirta Surya Raya	4.388	2.995	PT Tirta Surya Raya
PT Nusantara Polymer Solutions	3.168	6.064	PT Nusantara Polymer Solutions
Jumlah	53.675	18.624	Total
Pihak Ketiga			Third Parties
Pelanggan dalam negeri	122.278	109.864	Local customers
Pelanggan luar negeri	33.610	26.670	Foreign customers
Jumlah	155.888	136.534	Total
Cadangan kerugian kredit	(795)	(1.382)	Allowance for credit losses
Bersih	155.093	135.152	Net
Jumlah Piutang Usaha - Bersih	208.768	153.776	Trade Accounts Receivable - Net
b. Berdasarkan Mata Uang			b. By Currency
Dolar Amerika Serikat	33.610	26.670	U.S. Dollar
Rupiah	175.953	128.488	Rupiah
Jumlah	209.563	155.158	Total
Cadangan kerugian kredit	(795)	(1.382)	Allowance for credit losses
Jumlah Piutang Usaha - Bersih	208.768	153.776	Trade Accounts Receivable - Net

Pada tanggal 1 Januari 2023, piutang usaha dari kontrak dengan pelanggan sebesar US$ 105.217 ribu (setelah dikurangi cadangan kerugian kredit sebesar US$ 118 ribu).

As at January 1, 2023, trade receivables from contracts with customers amounted to US$ 105,217 thousand (net of loss allowance for credit losses of US$ 118 thousand).

Jangka waktu rata-rata kredit penjualan barang berkisar antara 7 hingga 30 hari. Penjualan ekspor biasanya dilakukan dengan menggunakan fasilitas *Letter of Credit*. Tidak ada bunga yang dibebankan untuk piutang yang belum jatuh tempo.

The average credit period on sale of goods is between 7 to 30 days. Export sales are usually supported by Letter of Credit. No interest is charged for receivables not yet due.

Sebelum menerima pelanggan baru, Grup akan menelaah apakah calon pelanggan memenuhi persyaratan yang ditetapkan.

Before accepting a new customer, the Group will assess whether the potential customer meets the required conditions.

Sebelum menyetujui penjualan kredit, Grup memeriksa sisa batas kredit yang dapat diberikan kepada pelanggan tersebut. Pelanggan diharuskan untuk melunasi piutang sebelumnya, sebelum penjualan kredit yang baru disetujui. Otorisasi manajemen tingkat atas diperlukan untuk menyetujui penjualan kredit yang telah melewati batas kredit.

Before approving any credit sales, the Group checks the remaining credit limit for the respective customer. Customers are required to settle their outstanding receivables before the new credit sales are approved. Approval by top level management is required for credit sales above the credit limit.

Cadangan kerugian kredit untuk piutang usaha telah diukur sejumlah ECL sepanjang umur. ECL pada piutang usaha diestimasi berdasarkan matriks provisi dengan mengacu pada pengalaman gagal bayar debitur masa lalu dan analisis posisi keuangan debitur saat ini, disesuaikan dengan faktor-faktor yang spesifik dari debitur dan kondisi ekonomi umum industri di mana debitur beroperasi.

Allowance for credit losses for trade accounts receivable has been measured at an amount equal to lifetime ECL. The ECL on trade accounts receivable are estimated using a provision matrix by reference to past default experience of the debtor and an analysis of the debtors current financial position, adjusted for factors that are specific to the debtors, general economic conditions of the industry in which the debtors operate.

Tidak ada perubahan dalam teknik estimasi atau asumsi signifikan yang dibuat selama tahun pelaporan berjalan.

There has been no change in the estimation techniques or significant assumptions made during the current reporting period.

Tabel berikut merinci profil risiko piutang usaha dari kontrak dengan pelanggan berdasarkan matriks provisi Grup. Karena pengalaman historis kerugian kredit Grup tidak menunjukkan pola kerugian yang berbeda signifikan untuk segmen pelanggan yang berbeda, ketentuan untuk cadangan kerugian berdasarkan status masa lalu tidak lagi dipisahkan antara basis pelanggan Grup yang berbeda.

The following table details the risk profile of trade accounts receivable from contracts with customers based on the Group's provision matrix. As the Group's historical credit loss experience does not show significantly different loss patterns for different customer segments, the provision for loss allowance based on past due status is not further distinguished between the Group's different customer base.

Cadangan ECL untuk piutang usaha berdasarkan matriks provisi

ECL on trade accounts receivable using provision matrix

	31 Desember/*December 31,* 2024						
		Jatuh tempo/*past due*					
	Belum jatuh tempo/ *Not past due*	< 30 hari/ *days*	31 - 60 hari/ *days*	61 - 90 hari/ *days*	> 90 hari/ *days*	Dinilai secara individual/ *Assessed individually* > 90 hari/ *days*	Jumlah/ *Total*
	US$ '000	US$ '000	US$ '000	US$ '000	US$ '000	US$ '000	US$ '000
Tingkat kerugian kredit ekspektasian/ *Expected credit loss rate*	0,04%	0,06%	0,05%	0,19%	2,58%	43,30%	
Estimasi jumlah tercatat bruto pada saat gagal bayar/ *Estimated total gross carrying amount at default*	118.146	23.468	46.790	9.362	10.834	963	209.563
ECL sepanjang umur/*Lifetime ECL*	(45)	(13)	(22)	(18)	(280)	(417)	(795)
Jumlah/*Total*							208.768

	31 Desember/*December 31,* 2023						
		Jatuh tempo/*past due*					
	Belum jatuh tempo/ *Not past due*	< 30 hari/ *days*	31 - 60 hari/ *days*	61 - 90 hari/ *days*	> 90 hari/ *days*	Dinilai secara individual/ *Assessed individually* > 90 hari/ *days*	Jumlah/ *Total*
	US$ '000	US$ '000	US$ '000	US$ '000	US$ '000	US$ '000	US$ '000
Tingkat kerugian kredit ekspektasian/ *Expected credit loss rate*	0,03%	0,57%	2,12%	2,60%	5,40%	57,79%	
Estimasi jumlah tercatat bruto pada saat gagal bayar/ *Estimated total gross carrying amount at default*	141.623	5.061	1.038	1.192	4.479	1.765	155.158
ECL sepanjang umur/*Lifetime ECL*	(38)	(29)	(22)	(31)	(242)	(1.020)	(1.382)
Jumlah/*Total*							153.776

Mutasi cadangan kerugian kredit adalah sebagai berikut:

The movements in allowance for credit losses are as follows:

	2024	2023	
	US$ '000	US$ '000	
Saldo awal tahun	1.382	118	Balance at beginning of year
Penambahan atas akuisisi entitas anak	-	1.264	Additions through acquisition of a subsidiary
Penambahan tahun berjalan	629	-	Additions during the year
Penerimaan kembali atas piutang yang telah diturunkan nilainya	(1.216)	-	Proceeds from previously impaired amounts
Saldo akhir tahun	795	1.382	Balance at end of year

7. PIUTANG LAIN-LAIN / 7. OTHER ACCOUNTS RECEIVABLE

	31 Desember/ *December 31,* 2024	31 Desember/ *December 31,* 2023	
	US$ '000	US$ '000	
Berdasarkan Pelanggan			By Debtor
Pihak Berelasi (Catatan 40)			Related Parties (Note 40)
PT Synthetic Rubber Indonesia	3.085	1.420	PT Synthetic Rubber Indonesia
PT Panca Puri Perkasa	506	506	PT Panca Puri Perkasa
PT Buana Primatama Niaga	209	-	PT Buana Primatama Niaga
Lainnya	122	193	Others
Jumlah	3.922	2.119	Total
Pihak Ketiga	40.422	57.283	Third Parties
Jumlah	44.344	59.402	Total

Piutang lain-lain sebagian besar merupakan piutang atas bunga, biaya pelabuhan, *water treatment, high pressure steam* dan klaim asuransi.

Other accounts receivable mostly are interest receivable, port fee, water treatment, high pressure steam and insurance claim.

Tidak ada bunga yang dibebankan atas piutang lain-lain.

There is no interest charged for other accounts receivable.

Untuk tujuan penilaian penurunan nilai, piutang lain-lain dianggap memiliki risiko kredit yang rendah dan tidak terdapat peningkatan risiko gagal bayar yang signifikan sejak pengakuan awal. Oleh karena itu, untuk tujuan penilaian penurunan nilai piutang ini, cadangan kerugian diukur sebesar sejumlah ECL 12 bulan.

For purpose of impairment assessment, the other receivable is considered to have low credit risk and there has been no significant increase in the risk of default since initial recognition. Accordingly, for the purpose of impairment assessment for this receivable, the loss allowance is measured at an amount equal to 12-month ECL.

Dalam menentukan ECL, manajemen telah memperhitungkan posisi keuangan pihak terkait, disesuaikan dengan faktor-faktor spesifik dari pihak terkait dan kondisi ekonomi umum industri dimana pihak terkait beroperasi, dalam memperkirakan kemungkinan terjadinya gagal bayar pinjaman serta kerugian saat terjadinya gagal bayar. Manajemen berpendapat bahwa piutang lain-lain memiliki kerugian kredit yang tidak material.

In determining the ECL, management has taken into account the financial position of the relevant parties, adjusted the factors that are specific to the relevant parties and general economic conditions of the industry in which the relevant parties operate, in estimating the probability of default of the other accounts receivable as well as the loss upon default. Management believes that the other accounts receivables have immaterial credit loss.

Tidak ada perubahan dalam teknik estimasi atau asumsi signifikan yang dibuat selama periode pelaporan berjalan dalam penilaian cadangan kerugian piutang lain-lain.

There has been no change in the estimation techniques or significant assumptions made during the current reporting period in assessing the loss allowance for these financial assets.

8. PERSEDIAAN / 8. INVENTORIES

	31 Desember/ *December 31,* 2024	31 Desember/ *December 31,* 2023	
	US$ '000	US$ '000	
Barang jadi (Catatan 32)	111.247	119.962	Finished goods (Note 32)
Barang dalam proses (Catatan 32)	12.266	8.931	Work in process (Note 32)
Bahan baku	166.778	198.226	Raw materials
Suku cadang dan perlengkapan	84.901	74.135	Spareparts and supplies
Jumlah Persediaan - Bersih	375.192	401.254	Total Inventories - Net

Karena peningkatan harga jual persediaan pada awal tahun 2024, Grup membalik US$ 3.068 ribu (2023: US$ 2.053 ribu), bagian dari penurunan persediaan yang dilakukan sebelumnya pada laba rugi tahun berjalan. Pembalikan tersebut termasuk dalam "beban pokok pendapatan".

Due to the increase in the selling prices of the inventories in early 2024, the Group reversed US$ 3,068 thousand (2023: US$ 2,053 thousand), being part of inventories write down made previously to the current year's profit or loss. The reversal is included in "cost of revenues".

Pada 2024, Grup telah menurunkan nilai barang jadi ke nilai realisasi bersih sebesar US$ 1.690 ribu (2023: US$ 3.068 ribu) yang dicatat sebagai beban dan termasuk dalam "beban pokok pendapatan".

During 2024, the Group has written down its finished goods to net realizable value by an amount of US$ 1,690 thousand (2023: US$ 3,068 thousand) that were recognised as an expense and included in "cost of revenues".

Pada tanggal 31 Desember 2024, KCE, entitas anak, memiliki penyisihan penurunan nilai suku cadang dan perlengkapan sebesar US$ 2.153 ribu (2023: US$ 2.163 ribu).

As of December 31, 2024, KCE, a subsidiary, has allowance for decline in value of spareparts and supplies amounted to US$ 2,153 thousand (2023: US$ 2,163 thousand).

Manajemen berpendapat bahwa penyisihan penurunan nilai persediaan tersebut cukup.

Management believes that the allowance for decline in value of inventories is adequate.

Pada tanggal 31 Desember 2024, sebagian persediaan diasuransikan kepada pihak ketiga terhadap risiko kerugian atas risiko kebakaran, bencana alam dan risiko lainnya dengan jumlah pertanggungan sebesar US$ 308.100 ribu (31 Desember 2023: US$ 319.000 ribu). Manajemen berpendapat bahwa nilai pertanggungan tersebut cukup untuk menutupi kemungkinan kerugian yang timbul pada Grup.

As of December 31, 2024, certain inventories were insured with third parties to cover possible risks against fire, disasters and other risks for US$ 308,100 thousand (December 31, 2023: US$ 319,000 thousand). Management believes that the insurance coverage is adequate to cover possible losses to the Group.

9. PAJAK DIBAYAR DIMUKA / 9. PREPAID TAXES

	31 Desember/ *December 31,* 2024	31 Desember/ *December 31,* 2023	
	US$ '000	US$ '000	
Pajak pertambahan nilai (PPN) - bersih	50.472	34.094	Value added tax (VAT) - net
Pajak penghasilan - pasal 21	36	-	Income tax - article 21
Pajak penghasilan - pasal 28A	35.587	59.896	Income tax - article 28A
Jumlah	86.095	93.990	Total

Pada tahun 2024, Perusahaan menerima restitusi pajak atas PPN sebesar US$ 20.898 ribu untuk masa pajak September hingga Desember 2023 dan Januari hingga Maret 2024.

In 2024, the Company received VAT restitution amounted to US$ 20,898 thousand for fiscal period September to December 2023 and January to March 2024.

Pada tahun 2024, Perusahaan menerima Surat Ketetapan Pajak Lebih Bayar (SKPLB) atas pajak penghasilan badan tahun 2022 sebesar US$ 39.158 ribu dari keseluruhan sebesar US$ 39.113 ribu. Selisih dari pengembalian pajak sebesar US$ 45 ribu diakui dalam akun keuntungan lain-lain - bersih.

In 2024, the Company received Tax Overpayment Assessment Letter (SKPLB) for 2022 corporate income tax amounted to US$ 39,158 thousand instead of US$ 39,113 thousand. The difference from tax refund amounted to US$ 45 thousand was recognized as other gains - net.

Pada tahun 2023, Perusahaan menerima restitusi pajak atas PPN sebesar US$ 40.604 ribu untuk masa pajak September hingga November 2022 dan Januari hingga Agustus 2023.

In 2023, the Company received VAT restitution amounted to US$ 40,604 thousand for fiscal period September to November 2022 and January to August 2023.

Pada tahun 2023, Perusahaan menerima SKPLB atas pajak penghasilan badan tahun 2021 sebesar US$ 15.295 ribu dari keseluruhan sebesar US$ 19.305 ribu. Selisih dari pengembalian pajak sebesar US$ 4.010 ribu diakui dalam akun beban pajak kini (Catatan 36).

In 2023, the Company received SKPLB for 2021 corporate income tax amounted to US$ 15,295 thousand instead of US$ 19,305 thousand. The difference from tax refund amounted to US$ 4,010 thousand was recognized as current tax expense (Note 36).

10. ASET LANCAR LAINNYA / 10. OTHER CURRENT ASSETS

	31 Desember/ *December 31,* 2024	31 Desember/ *December 31,* 2023	
	US$ '000	US$ '000	
Aset keuangan lainnya	357.000	647.857	Other financial assets
Uang muka	28.914	26.039	Advances
Biaya dibayar dimuka	14.343	15.238	Prepaid expenses
Lainnya	67	67	Others
Jumlah	400.324	689.201	Total

Aset keuangan lainnya terutama terdiri atas:

- investasi pada institusi non keuangan yang diklasifikasikan sebagai aset keuangan pada biaya perolehan yang diamortisasi;
- investasi obligasi yang diklasifikasikan sebagai biaya amortisasi dengan suku bunga tahunan antara 2,3% sampai dengan 6,03% (2023: 1,17% sampai dengan 5,88%) dan aset keuangan yang diukur pada FVTOCI;
- investasi obligasi yang diklasifikasikan sebagai aset keuangan pada FVTPL; dan
- deposito berjangka yang jatuh tempo lebih dari tiga bulan dari tanggal perolehan dengan suku bunga 6,75% pada 31 Desember 2023.

Uang muka merupakan uang muka untuk pembelian bahan baku.

Other financial assets mainly consist of:

- investments in non-financial institutions that are classified as financial assets at amortized costs;
- investments in bonds classified as amortised cost with annual interest rate between 2.3% to 6.03% (2023: 1.17% to 5.88%) and financial assets through FVTOCI;
- investment in bonds classified as financial assets at FVTPL; and
- time deposit matured more than three months from the date of placement with annual interest rate 6.75% as of December 31, 2023.

Advances represent advances for purchases of raw materials.

11. INVESTASI PADA ENTITAS ASOSIASI / 11. INVESTMENT IN ASSOCIATES

Rincian entitas asosiasi Grup adalah sebagai berikut:

Details of the Group's associates are as follows:

Nama Entitas / *Name of Entities*	Aktivitas utama/ *Principal Activity*	Tempat kedudukan/ *Domicile*	Persentase kepemilikan/ *Percentage of Ownership* 31 Desember/ *December 31,* 2024	Persentase kepemilikan/ *Percentage of Ownership* 31 Desember/ *December 31,* 2023	Nilai tercatat/ *Carrying value* 31 Desember/ *December 31,* 2024	Nilai tercatat/ *Carrying value* 31 Desember/ *December 31,* 2023
			%	%	US$ '000	US$ '000
PT Synthetic Rubber Indonesia (SRI)	Petrokimia/ *Petrochemical*	Jakarta	45	45	-	-
PT Krakatau Tirta Industri (KTI)	Pengolahan air/ *Water treatment*	Cilegon	49	49	67.050	67.672
PT Krakatau Posco Energy (KPE)	Pembangkit Listrik/ *Power plant*	Cilegon	45	45	72.177	68.025
Blackcastle Pte. Ltd (BCPL)	Perdagangan besar/ *Wholesale trade*	Singapura/ *Singapore*	30	-	15.000	-
Jumlah/*Total*					154.227	135.697

SRI

Merupakan investasi pada SRI dengan persentase kepemilikan sebesar 45%.

SRI didirikan oleh SMI dan Compagnie Financiere Michelin SCmA (Michelin), dimana Michelin memiliki 55% kepemilikan dan SMI memiliki 45% kepemilikan pada SRI.

Sehubungan dengan telah bergabungnya SMI ke dalam Perusahaan efektif tanggal 1 Januari 2021, maka kepemilikan tersebut dialihkan kepada Perusahaan.

SRI memiliki tempat kedudukan di Jakarta dan bergerak di bidang industri karet buatan.

SRI

Represents investment of SRI with total percentage ownership of 45%.

SRI was established by SMI and Compagnie Financiere Michelin SCmA (Michelin), wherein Michelin has 55% ownership and SMI has 45% ownership in SRI.

In relation with the merger of SMI into the Company effective as of January 1, 2021, the ownership is transferred to the Company.

SRI is domiciled in Jakarta and is engaged in synthetic rubber industries.

Ringkasan informasi keuangan SRI di bawah ini diambil dari laporan keuangan SRI yang disusun oleh manajemen SRI sesuai dengan PSAK.

SRI's summarized financial information below represents its financial statements prepared by SRI's management in accordance with PSAKs.

	31 Desember/ *December 31,* 2024	31 Desember/ *December 31,* 2023	
	US$ '000	US$ '000	
Jumlah aset	440.594	461.096	Total assets
Jumlah liabilitas	441.907	477.940	Total liabilities
Defisiensi modal	(1.313)	(16.844)	Capital deficiency

	2024	2023	
	US$ '000	US$ '000	
Jumlah penghasilan komprehensif	15.531	8.908	Total comprehensive income

Bagian laba dan rugi kumulatif yang tidak diakui dari entitas asosiasi:

Unrecognized cumulative share of profit and loss of an associate:

	2024	2023	
	US$ '000	US$ '000	
Bagian laba yang belum diakui dari entitas asosiasi pada tahun berjalan	6.989	4.009	The unrecognized share of profit of an associate for the year

	31 Desember/ December 31, 2024	31 Desember/ December 31, 2023	
	US$ '000	US$ '000	
Bagian rugi kumulatif dari entitas asosiasi	(590)	(7.579)	Cumulative share of loss of an associate

Rekonsiliasi dari ringkasan informasi keuangan di atas dengan jumlah tercatat dari bagian entitas asosiasi yang diakui dalam laporan keuangan konsolidasian:

Reconciliation from the summarized financial information above with the carrying amount of the interest in the associate recognized in the consolidated financial statements:

	31 Desember/ *December 31,* 2024	31 Desember/ *December 31,* 2023	
	US$ '000	US$ '000	
Liabilitas bersih entitas asosiasi	1.313	16.844	Net liabilities of the associate
Bagian Grup atas rugi SRI yang melebihi kepentingan Grup atas SRI	11.440	11.440	Excess of the Group's share of losses of SRI over the Group's interest in SRI
Eliminasi laba penjualan tanah antara Perusahaan dan SRI	(11.440)	(11.440)	Elimination of gain on sale of land between the Company and SRI
Nilai tercatat bagian Grup	-	-	Carrying amount of Group's interest

KTI

Berdasarkan Akta Notaris No. 94 tanggal 27 Februari 2023 dari Jose Dima Satria, S.H., M.Kn., notaris di Jakarta, Grup memperoleh 669.981.804 saham KTI atau setara dengan 49% kepemilikan dengan nilai transaksi sebesar Rp 985 miliar (setara dengan US$ 64.813 ribu).

KTI memiliki tempat kedudukan di Cilegon dan bergerak dibidang jasa penampungan, penjernihan, dan penyaluran air minum dan penampungan dan penyaluran air baku.

KTI

Based on Notarial Deed No. 94 dated February 27, 2023 of Notaris Jose Dima Satria, S.H., M.Kn., notary in Jakarta, the Group acquired 669,981,804 shares of KTI or equivalent 49% of ownership with transaction value amounted to Rp 985 billion (equivalent to US$ 64,813 thousand).

KTI is domiciled in Cilegon and is engaged in the services of storage, purification, and distribution of drinking water and storage and distribution of raw water.

Pada saat tanggal akuisisi KTI, nilai wajar aset yang diperoleh dan liabilitas yang ditanggung adalah sebagai berikut:

As of date of the acquisitions of KTI, the fair values of assets acquired and liabilities assumed are as follows:

	31 Desember/ *December 31,* 2023 US$ '000	
Jumlah aset *)	76.051	Total assets *)
Jumlah liabilitas	10.290	Total liabilities
Nilai wajar aset bersih yang diperoleh	65.761	Fair value of net assets acquired
Nilai aset bersih yang diambil alih - setelah dikurangi liabilitas pajak tangguhan	63.882	Net assets value acquired - net of deferred tax liabilities

*) Pada saat perolehan investasi KTI, Grup mengidentifikasi kenaikan nilai wajar atas aset tidak lancar sebesar US$ 6.078 ribu dan aset tak berwujud dalam bentuk hubungan pelanggan dengan nilai wajar sebesar US$ 3.936 ribu.

*) On acquisition of the investment in KTI, the Group identified increase in fair value of non-current assets amounted to US$ 6,078 thousand and intangible assets in the form of customer relationship with fair value of US$ 3,936 thousand.

Goodwill yang timbul dari akuisisi adalah sebagai berikut:

Goodwill arising from such acquisitions are as follows:

	31 Desember/ *December 31,* 2023 US$ '000	
Imbalan yang dialihkan	64.813	Consideration transferred
Nilai wajar aset bersih yang diperoleh setelah dikurangi liabilitas pajak tangguhan	63.882	Fair value of the net assets acquired net of deferred tax liabilities
Goodwill yang timbul dari akuisisi	931	Goodwill arising from acquisition

Pelaksanaan Alokasi Harga Beli ("PPA") dihitung oleh penilai independen, KJPP Kusnanto & Rekan.

Purchase Price Allocation ("PPA") calculated by an independent appraiser, KJPP Kusnanto & Rekan.

Rekonsiliasi dari ringkasan informasi keuangan di atas dengan jumlah tercatat dari bagian entitas asosiasi yang diakui dalam laporan keuangan konsolidasian:

Reconciliation from the summarized financial information above with the carrying amount of the interest in the associate recognized in the consolidated financial statements:

	31 Desember/ *December 31,* 2024 US$ '000	31 Desember/ *December 31,* 2023 US$ '000	
Aset bersih entitas asosiasi	108.312	114.241	Net assets of the associate
Proporsi kepemilikan grup	49%	49%	Proportion of the Group's ownership interest
Sub jumlah	53.073	55.978	Subtotal
Kenaikan nilai wajar aset bersih yang diperoleh setelah dikurangi liabilitas pajak tangguhan	7.811	7.811	Increase in fair value of the net assets acquired net of deferred tax liabilities
Goodwill	931	931	Goodwill
Pajak tangguhan atas pengukuran nilai wajar akuisisi investasi pada KTI	2.203	2.203	Deferred tax related to fair value measurement of KTI's investment
Penyesuaian lainnya	3.032	749	Other adjustment
Nilai tercatat bagian Grup	67.050	67.672	Carrying amount of Group's interest

Ringkasan informasi keuangan KTI di bawah ini diambil dari laporan keuangan KTI yang disusun oleh manajemen KTI sesuai dengan PSAK.

KTI's summarized financial information below represents its financial statements prepared by KTI's management in accordance with PSAKs.

	31 Desember/ *December 31,* 2024	31 Desember/ *December 31,* 2023	
	US$ '000	US$ '000	
Jumlah aset	136.128	138.047	Total assets
Jumlah liabilitas	27.816	23.806	Total liabilities
Jumlah ekuitas	108.312	114.241	Total equity
	2024	2023	
	US$ '000	US$ '000	
Jumlah penghasilan komprehensif	13.655	11.005	Total comprehensive income

Mutasi investasi pada KTI sebagai berikut:

Change in investment in KTI are as follows:

	31 Desember/ *December 31,* 2024	31 Desember/ *December 31,* 2023	
	US$ '000	US$ '000	
Saldo awal	67.672	-	Beginning balance
Penambahan investasi	-	66.923	Additional investment
Penerimaan dividen	(7.313)	(4.737)	Dividends received
Bagian laba entitas asosiasi	6.823	5.333	Share in profit of associate
Rugi komprehensif lain	(132)	59	Other comprehensive loss
Penyesuaian lainnya	-	94	Other adjustment
Saldo akhir	67.050	67.672	Ending balance

KPE

Berkaitan dengan akuisisi KCE (Catatan 38), Grup memperoleh investasi pada KPE melalui KCE, dengan persentase kepemilikan sebesar 10% dengan nilai investasi sebesar US$ 15.310 ribu.

Berdasarkan akta Pernyataan Keputusan Para Pemegang Saham KPE tanggal 21 Juni 2023, KCE melaksanakan komitmennya berdasarkan *Joint Venture Agreement* ("JVA") dengan Posco Energy Corporation ("PEC") untuk membeli 29.085 ribu lembar saham KPE yang setara dengan 35% kepemilikan senilai US$ 46.426 ribu. Biaya perolehan penambahan investasi pada KPE sebesar US$ 55.806 ribu termasuk aset derivatif yang sebelumnya diakui atas komitmen tersebut sebesar US$ 9.380 ribu. Saldo investasi pada KPE per 31 Desember 2024 sebesar US$ 72.177 ribu (2023: US$ 68.025 ribu). Mutasi investasi pada KPE tahun berjalan terdiri dari bagian laba bersih dan bagian penghasilan komprehensif lain masing-masing sebesar US$ 4.152 ribu dan US$ 1 ribu (2023: penerimaan dividen, bagian laba bersih, bagian penghasilan komprehensif lain dan penyesuaian lainnya masing-masing sebesar US$ 5.400 ribu, US$ 2.369 ribu, US$ 4 ribu dan US$ 56 ribu).

Berdasarkan perjanjian antara KCE dan PEC dan akta pendirian KPE, KCE mempunyai pengaruh signifikan di KPE yang dibuktikan dengan hak untuk menempatkan dua perwakilan di Dewan Komisaris dan satu perwakilan Direksi di KPE serta hak voting atas 17 keputusan strategis yang harus disetujui dengan bulat oleh Dewan Direksi, yang tercantum di perjanjian antara KCE dan PEC sebagai "*shareholder reserved matters*".

KPE

In relation to the acquisition of KCE (Note 38), the Group also acquired investment in KPE through KCE, with total percentage ownership of 10% with investment value amounted to US$ 15,310 thousand.

Based on the Shareholders' Resolution Deed of KPE dated June 21, 2023, KCE exercised its commitment based on Joint Venture Agreement ("JVA") with Posco Energy Corporation ("PEC") to purchase 29,085 thousand of KPE shares which equal to 35% ownership amounted to US$ 46,426 thousand. Cost of addition investment in KPE amounted to US$ 55,806 thousand includes the derivative assets previously recognized for the commitment amounting to US$ 9,380 thousand. The balance of investment in KPE as of December 31, 2024 amounted to US$ 72,177 thousand (2023: US$ 68,025 thousand). The movement of investment in KPE during the year consist of share of net profit and share of other comprehensive income amounted to US$ 4,152 thousand and US$ 1 thousand, respectively (2023: dividend received, shares of net profit, share of other comprehensive income and other adjustment amounted to US$ 5,400 thousand, US$ 2,369 thousand, US$ 4 thousand and US$ 56 thousand, respectively).

Based on the agreement between KCE and PEC and KPE's deed of establishment, KCE has significant influence in KPE which could be demonstrated by the right to put two representatives in KPE's Board of Commissioners and one Director in KPE's Board of Directors and the voting rights to 17 strategic resolutions which shall require a unanimous vote of the Board of Directors, as described in the agreement between KCE and PEC as "shareholder reserved matters".

KPE memiliki tempat kedudukan di Cilegon dan bergerak di bidang pembangkit listrik.

KPE is domiciled in Cilegon and is engaged in the power plant.

BCPL

Berdasarkan *Accounting and Corporate Regulatory* No. ACRA241105166693 tanggal 5 November 2024, CABI memperoleh 30 saham Blackcastle atau setara dengan 30% kepemilikan dengan nilai transaksi sebesar US$ 15.000 ribu.

BCPL

Based on Accounting and Corporate Regulatory Authority No. ACRA241105166693 dated November 5, 2024, CABI acquired 30 shares of Blackcastle or equivalent 30% of ownership with transaction value amounting to US$ 15,000 thousand.

BCPL memiliki tempat kedudukan di Singapura dan bergerak di bidang jasa perdagangan besar.

BCPL is domiciled in Singapore and is engaged in the wholesale trading.

12. TAGIHAN RESTITUSI PAJAK

Merupakan ketetapan pajak atas pajak penghasilan badan tahun 2009 yang sedang dalam peninjauan kembali.

Perusahaan telah mengajukan banding atas kelebihan pajak penghasilan badan tahun 2009 yang tidak dikembalikan sebesar Rp 55.774 juta atau setara dengan US$ 3.451 ribu pada tanggal 31 Desember 2024 (31 Desember 2023: US$ 3.618 ribu).

Pada bulan September dan Oktober 2014, Perusahaan menerima keputusan dari Pengadilan Pajak mengenai pajak penghasilan badan tahun 2009. Perusahaan telah melakukan pembayaran pada bulan Oktober 2014 sebesar Rp 38.426 juta atau setara dengan US$ 2.377 ribu pada tanggal 31 December 2024 (31 Desember 2023: US$ 2.493 ribu) melalui kompensasi restitusi PPN Agustus 2013. Perusahaan telah mengajukan peninjauan kembali atas sebagian keputusan tersebut. Sampai dengan tanggal laporan keuangan konsolidasian ini diterbitkan, proses peninjauan kembali masih berlangsung.

12. CLAIMS FOR TAX REFUND

Represents tax assessments for corporate income tax in 2009 that are still in judicial review.

The Company has submitted an appeal for overpayment of corporate income tax for 2009 which was not refunded amounted to Rp 55,774 million or equivalent to US$ 3,451 thousand at December 31, 2024 (December 31, 2023: US$ 3,618 thousand).

In September and October 2014, the Company received verdicts from Tax Court related to corporate income tax for 2009. In October 2014, the Company made payment amounted to Rp 38,426 million or equivalent to US$ 2,377 thousand at December 31, 2024 (December 31, 2023: US$ 2,493 thousand) through compensation with August 2013 VAT. The Company has resubmitted to judicial review for part of the verdicts amount. As of the issuance date of these consolidated financial statements, the judicial review process is still on going.

13. ASET HAK-GUNA

Grup menyewa beberapa aset termasuk tanah, bangunan, kendaraan dan peralatan. Masa sewa adalah 2-10 tahun.

13. RIGHT-OF-USE ASSETS

The Group's lease several assets including land, building, vehicles and equipment. The lease term is 2-10 years.

	1 Januari/ *January 1,* 2024	Penambahan/ *Additions*	Penyesuaian/ *Adjustments*	Pengurangan/ *Deductions*	31 Desember/ *December 31,* 2024	
	US$ '000	US$ '000	US$ '000	US$ '000	US$ '000	
Biaya perolehan:						At cost:
Tanah	838	-	-	-	838	Land
Bangunan	17.754	738	(1.921)	-	16.571	Building
Kendaraan	215	41	-	(151)	105	Vehicles
Peralatan	442	165	-	(168)	439	Equipment
Jumlah	19.249	944	(1.921)	(319)	17.953	Total
Akumulasi penyusutan:						Accumulated depreciation:
Tanah	(475)	(78)	-	-	(553)	Land
Bangunan	(6.048)	(2.941)	800	-	(8.189)	Building
Kendaraan	(128)	(125)	-	151	(102)	Vehicles
Peralatan	(392)	(162)	-	168	(386)	Equipment
Jumlah	(7.043)	(3.306)	800	319	(9.230)	Total
Nilai tercatat bersih	12.206				8.723	Net carrying value

	1 Januari/ *January 1,* 2023	Penambahan sehubungan dengan akuisisi entitas anak/ *Addition related to acquisition of subsidiary* (Catatan/ *Note* 38)	Penambahan/ *Additions*	Penyesuaian/ *Adjustments*	Pengurangan/ *Deductions*	31 Desember/ *December 31,* 2023	
	US$ '000	US$ '000	US$ '000	US$ '000	US$ '000	US$ '000	
Biaya perolehan:							At cost:
Tanah	461	146	231	-	-	838	Land
Bangunan	15.503	-	3.978	(1.727)	-	17.754	Building
Kendaraan	-	297	63	-	(145)	215	Vehicles
Peralatan	-	623	178	-	(359)	442	Equipment
Jumlah	15.964	1.066	4.450	(1.727)	(504)	19.249	Total
Akumulasi penyusutan:							Accumulated depreciation:
Tanah	(359)	(68)	(48)	-	-	(475)	Land
Bangunan	(3.453)	-	(2.595)	-	-	(6.048)	Building
Kendaraan	-	(175)	(98)	-	145	(128)	Vehicles
Peralatan	-	(354)	(397)	-	359	(392)	Equipment
Jumlah	(3.812)	(597)	(3.138)	-	504	(7.043)	Total
Nilai tercatat bersih	12.152					12.206	Net carrying value

Analisis jatuh tempo liabilitas sewa disajikan pada Catatan 20.

The maturity analysis of lease liabilities is presented in Note 20.

Jumlah yang diakui ke laba rugi yang timbul dari sewa adalah sebagai berikut:

Amounts recognized in profit or loss arising from leases are as follows:

	2024	2023	
	US$ '000	US$ '000	
Beban penyusutan aset hak-guna	3.306	3.138	Depreciation expense on right-of-use assets
Beban bunga atas liabilitas sewa	736	787	Interest expense on lease liabilities
Beban yang berkaitan dengan sewa jangka pendek	311	47	Expense relating to short-term leases
Beban yang berkaitan dengan sewa aset bernilai rendah	929	401	Expense relating to leases of low-value assets

Beban penyusutan dicatat sebagai beban pokok pendapatan.

Depreciation expense is recorded as cost of revenues.

14. ASET TETAP / 14. PROPERTY, PLANT AND EQUIPMENT

	1 Januari/ *January 1,* 2024	Selisih kurs penjabaran/ *Translation adjustment*	Penambahan/ *Additions*	Pengurangan/ *Deductions*	Reklasifikasi/ *Reclassifications*	31 Desember/ *December 31,* 2024	
	US$ '000	US$ '000	US$ '000	US$ '000	US$ '000	US$ '000	
Biaya perolehan:							Cost:
Tanah	503.333	-	9.155	-	-	512.488	Land
Bangunan dan prasarana	203.727	(58)	1.186	-	519	205.374	Buildings and infrastructures
Mesin	3.135.764	(5)	165.112	(2)	15.196	3.316.065	Machineries
Kapal	-	-	71.328	-	-	71.328	Vessel
Kendaraan bermotor	6.947	28	91	(38)	55	7.083	Motor vehicles
Peralatan dan perlengkapan	43.345	22	262	-	3.136	46.765	Furniture and fixtures
Aset tetap dalam pembangunan	252.943	(26)	158.702	-	(18.906)	392.713	Construction in progress
Jumlah biaya perolehan	4.146.059	(39)	405.836	(40)	-	4.551.816	Total cost
Akumulasi penyusutan:							Accumulated depreciation:
Bangunan dan prasarana	(166.482)	(1.031)	(7.162)	-	-	(174.675)	Buildings and infrastructures
Mesin	(1.754.770)	(12)	(100.732)	2	-	(1.855.512)	Machineries
Vessel	-	-	(1.294)	-	-	(1.294)	Vessel
Kendaraan bermotor	(5.591)	(16)	(332)	13	-	(5.926)	Motor vehicles
Peralatan dan perlengkapan	(35.715)	(1)	(2.150)	-	-	(37.866)	Furniture and fixtures
Jumlah akumulasi penyusutan	(1.962.558)	(1.060)	(111.670)	15	-	(2.075.273)	Total accumulated depreciation
Jumlah tercatat	2.183.501					2.476.543	Net carrying value

	1 Januari/ *January 1, 2023*	Selisih kurs penjabaran/ *Translation adjustment*	Penambahan sehubungan dengan akuisisi entitas anak/ *Addition related to acquisition of subsidiary* (Catatan/ *Note 38)*	Penambahan/ *Additions*	Pengurangan/ *Deductions*	Reklasifikasi/ *Reclassifications*	31 Desember/ *December 31, 2023*	
	US$ '000	US$ '000	US$ '000	US$ '000	US$ '000	US$ '000	US$ '000	
Biaya perolehan:								Cost:
Tanah	390.591	10	105.619	7.113	-	-	503.333	Land
Bangunan dan prasarana	186.498	6	4.429	10.353	-	2.441	203.727	Buildings and infrastructures
Mesin	2.949.015	90	143.610	41.025	-	2.024	3.135.764	Machineries
Kendaraan bermotor	5.669	4	50	1.297	(73)	-	6.947	Motor vehicles
Peralatan dan perlengkapan	31.346	2	11.006	672	-	319	43.345	Furniture and fixtures
Aset tetap dalam pembangunan	223.288	-	3.488	30.951	-	(4.784)	252.943	Construction in progress
Jumlah biaya perolehan	3.786.407	112	268.202	91.411	(73)	-	4.146.059	Total cost
Akumulasi penyusutan:								Accumulated depreciation:
Bangunan dan prasarana	(154.989)	(902)	(3.636)	(6.955)	-	-	(166.482)	Buildings and infrastructures
Mesin	(1.561.828)	270	(93.053)	(100.159)	-	-	(1.754.770)	Machineries
Kendaraan bermotor	(5.339)	15	(67)	(270)	70	-	(5.591)	Motor vehicles
Peralatan dan perlengkapan	(26.049)	787	(8.296)	(2.157)	-	-	(35.715)	Furniture and fixtures
Jumlah akumulasi penyusutan	(1.748.205)	170	(105.052)	(109.541)	70	-	(1.962.558)	Total accumulated depreciation
Jumlah tercatat	2.038.202						2.183.501	Net carrying value

Beban penyusutan dialokasikan sebagai berikut:

Depreciation expense was allocated to the following:

	2024	2023	
	US$ '000	US$ '000	
Beban pokok pendapatan	105.538	106.653	Cost of revenues
Beban penjualan (Catatan 33)	2.173	72	Selling expenses (Note 33)
Beban umum dan administrasi (Catatan 34)	3.959	2.816	General and administrative expenses (Note 34)
Jumlah	111.670	109.541	Total

Jumlah biaya perolehan aset tetap yang telah disusutkan penuh dan masih digunakan Grup pada tanggal 31 Desember 2024 sebesar US$ 170.518 ribu (31 Desember 2023: US$ 164.400 ribu).

Total acquisition costs of property, plant and equipment which were fully depreciated and still used by the Group as of December 31, 2024 amounted to US$ 170,518 thousand (December 31, 2023: US$ 164,400 thousand).

Pada tahun 2024, Grup mengakuisisi MIM yang diperhitungkan sebagai akuisisi aset daripada kombinasi bisnis. Jumlah kas yang dibayarkan untuk akuisisi adalah US$ 3.606 ribu dengan nilai wajar dari aset bersih yang dapat diidentifikasi yang diakui sebagai hasil akuisisi aset sebesar US$ 1.602 ribu. Dengan demikian, selisih US$ 2.004 ribu telah diakui sebagai peningkatan nilai kapal tanpa adanya *goodwill* yang diakui sebagai penambahan nilai tercatat kapal sebesar US$ 5.691 ribu.

In 2024, the Group acquired MIM which accounted as assets acquisition rather than a business combination. The total cash paid for the acquisition was US$ 3,606 thousand with a fair value of the identifiable net assets recognized as a result of asset acquisitions amounted to US$ 1,602 thousand. Consequently, the difference of US$ 2,004 thousand has been recognized as an increase in vessel with no goodwill recognized in addition to the carrying amount of the vessel amounted to US$ 5,691 thousand.

Pada tahun 2023, penambahan aset tetap termasuk aset tetap KCE dan entitas anak yang diakuisi pada Februari 2023. Biaya perolehan, termasuk penyesuaian nilai wajar, didasarkan pada pelaksanaan Alokasi Harga Beli ("PPA") pada Catatan 38.

In 2023, addition to property, plant and equipment includes property, plant and equipment of KCE and its subsidiaries, which was acquired in February 2023. Cost, including their fair value adjustment, was based on the Purchase Price Allocation ("PPA") exercise in Note 38.

Penambahan pada tahun-tahun yang berakhir 31 Desember 2024 dan 2023 sebagian besar berupa penambahan tanah dan aset tetap dalam pembangunan yang ditujukan untuk proyek CAA dan CAP2 yang masih dalam tahap pembangunan awal serta penambahan aset tetap lainnya untuk menunjang kegiatan operasional Grup.

Additions for the years ended December 31, 2024 and 2023 mainly represent the additional land and construction in progress for CAA's and CAP2's project that is still in early development stage and addition of other property, plant and equipment to support the Group's operational activities.

Aset tetap dalam pembangunan pada tanggal 31 Desember 2024 dan 2023 sebagian besar merupakan proyek CAA & CAP2 yang masih dalam tahap pembangunan awal berupa biaya pengurusan akuisisi lahan tanah, aktivitas pematangan lahan tanah dan *Front-End Engineering Design* (FEED) dan diekspektasi untuk selesai pada tahun 2028-2029 (Catatan 44b).

Construction in progress as of December 31, 2024 and 2023 mainly consists of CAA & CAP2 project that is still in early development stage which represents cost related to land acquisitions, land clearing activities and Front-End Engineering Design (FEED) and it is expected to be completed in 2028-2029 (Note 44b).

Grup memiliki beberapa bidang tanah yang berlokasi di Serang dan Cilegon dengan hak legal berupa Hak Guna Bangunan (HGB). HGB tersebut berlaku antara 8 - 40 tahun yang jatuh tempo antara tahun 2026 sampai dengan tahun 2051 dengan luas sebesar 259 hektar yang digunakan untuk kegiatan operasional. Manajemen Grup berkeyakinan bahwa tidak ada kesulitan dalam perpanjangan hak atas tanah tersebut karena semua tanah telah dimiliki secara legal dan didukung sepenuhnya oleh bukti kepemilikan yang sah.

The Group owns several pieces of land, located in Serang and Cilegon with Building Use Rights (HGB). The HGBs are effective for a period of 8 to 40 years which will mature between 2026 to 2051 with total area of 259 hectares that are used for operational activities. The Group's management believes that there will be no difficulty in the extension of the landrights since all the land were acquired legally and supported by sufficient evidence of ownership.

Aset tetap, kecuali tanah dan kapal tertentu, diasuransikan kepada PT Asuransi Astra Buana, PT Asuransi Tugu Pratama Indonesia Tbk, PT Asuransi Central Asia, PT Asuransi Etiqa International Indonesia, PT Asuransi Sinar Mas, dan PT Asuransi MSIG Indonesia, sebagai berikut:

Property, plant and equipment, except land and certain vessel, are insured with PT Asuransi Astra Buana, PT Asuransi Tugu Pratama Indonesia Tbk, PT Asuransi Central Asia, PT Asuransi Etiqa International Indonesia, PT Asuransi Sinar Mas, and PT Asuransi MSIG Indonesia, as follows:

	31 Desember/ *December 31,* 2024	31 Desember/ *December 31,* 2023	
Jumlah tercatat aset tetap US$ '000	1.933.330	1.743.946	Carrying amount of the property, plant and equipment US$ '000
Nilai pertanggungan aset US$ '000	4.628.353	4.437.300	Insurance coverage US$ '000

Manajemen berpendapat nilai pertanggungan tersebut cukup untuk menutupi kemungkinan kerugian atas risiko kebakaran, bencana alam dan risiko lainnya atas aset yang dipertanggungkan, termasuk gangguan usaha.

Management believes that the insurance coverage is adequate to cover possible risks against fire, disasters and other risks on the assets insured, including business interruption.

Aset tetap digunakan sebagai jaminan secara *pari passu* atas utang bank jangka panjang (Catatan 21) dan utang obligasi dalam mata uang Rupiah (Catatan 22).

Property, plant and equipment are pledged as pari passu collateral for long-term bank loans (Note 21) and Rupiah bonds payable (Note 22).

Manajemen berpendapat bahwa pada tanggal 31 Desember 2024 dan 2023 tidak terdapat indikasi terjadinya penurunan nilai aset tetap.

Management believes that there is no indication for impairment of property, plant and equipment as of December 31, 2024 and 2023.

15. GOODWILL

Pada tanggal 28 Februari 2023, Grup menyelesaikan akuisisi 70% saham KCE. Grup mencatat *goodwill* sebesar US$ 2.828 ribu (Catatan 38) yang timbul dari akuisisi. Grup telah melibatkan tenaga ahli valuasi eksternal untuk membantu dalam pelaksanaan Alokasi Harga Beli ("PPA").

On February 28, 2023, the Group completed the acquisition of 70% equity interest in KCE. The Group recorded a goodwill of US$ 2,828 thousand (Note 38) arising from the acquisition. The Group has engaged external valuation experts to assist with the Purchase Price Allocation ("PPA") exercise.

Manajemen berpendapat bahwa tidak ada penurunan nilai atas *goodwill* pada tanggal 31 Desember 2024 dan 2023.

Management is of the opinion that there is no impairment of the goodwill as at December 31, 2024 and 2023.

16. ASET TIDAK LANCAR LAINNYA

16. OTHER NON-CURRENT ASSETS

	31 Desember/ *December 31,* 2024	31 Desember/ *December 31,* 2023	
	US$ '000	US$ '000	
Aset keuangan lainnya	382.379	383.982	Other financial assets
Aset non-keuangan	65.332	4.901	Non-financial assets
Jumlah	447.711	388.883	Total

Aset keuangan lainnya terdiri atas investasi obligasi yang diklasifikasikan sebagai aset keuangan pada biaya perolehan yang diamortisasi dengan suku bunga tahunan antara 1,50% sampai dengan 15%, investasi saham yang dicatat pada biaya perolehan yang diamortisasi dan investasi melalui organisasi modal ventura yang dicatat pada nilai wajar melalui laba rugi.

Other financial assets consist of investments in bonds classified as financial assets at amortised cost with annual interest rate between 1.50% to 15%, investment in shares recognised at amortized cost and investment in venture capital organisations recognized at fair value through profit or loss.

Aset non-keuangan Grup sebagian besar merupakan uang muka atas aset sewa, biaya atas transaksi pinjaman sindikasi yang ditangguhkan dan belum terpakai, *security deposit* dan hak penggantian imbalan kerja karyawan.

The Group's non-financial assets mainly represent advance for right of use asset, deferred transaction cost of unused syndicated loan, security deposit and reimbursement right of employment benefits.

17. UTANG USAHA / 17. TRADE ACCOUNTS PAYABLE

	31 Desember/ *December 31,* 2024	31 Desember/ *December 31,* 2023	
	US$ '000	US$ '000	
a. Berdasarkan pemasok			a. By supplier
Pihak berelasi (Catatan 40)			Related parties (Note 40)
PT Krakatau Tirta Industri	531	361	PT Krakatau Tirta Industri
PT Tirta Surya Raya	406	626	PT Tirta Surya Raya
PT Barito Pacific Tbk	214	296	PT Barito Pacific Tbk
PT SCG Barito Logistics	137	-	PT SCG Barito Logistics
PT Pancapuri Indoperkasa	89	-	PT Pancapuri Indoperkasa
PT Griya Idola	7	1	PT Griya Idola
Thai Paraxylene Company Limited	-	3.589	Thai Paraxylene Company Limited
PT Krakatau Sarana Infrastruktur	-	1	PT Krakatau Sarana Infrastruktur
Subjumlah	1.384	4.874	Subtotal
Pihak ketiga			Third parties
Pemasok luar negeri	378.982	514.184	Foreign suppliers
Pemasok dalam negeri	135.794	142.975	Local suppliers
Subjumlah	514.776	657.159	Subtotal
Jumlah	516.160	662.033	Total
b. Berdasarkan mata uang			b. By currency
Dolar Amerika Serikat	375.894	517.125	U.S. Dollar
Rupiah	137.178	144.210	Rupiah
Lain-lain	3.088	698	Others
Jumlah	516.160	662.033	Total

Pembelian bahan baku utama dan pembantu, dan jasa, baik dari pemasok dalam maupun luar negeri memiliki jangka waktu berkisar 30 sampai dengan 120 hari. Tidak ada bunga yang dibebankan pada utang usaha.

Purchases of raw and indirect materials and services, both from local and foreign suppliers, have credit terms of 30 to 120 days. No interest is charged to the trade accounts payable.

Tidak terdapat jaminan yang diberikan atas utang usaha.

There are no guarantees provided for trade accounts payable.

18. UTANG LAIN-LAIN / 18. OTHER ACCOUNTS PAYABLE

Pada tanggal 31 Desember 2024, Grup memiliki utang lain-lain kepada pihak ketiga sebesar US$ 31.170 ribu (31 Desember 2023: US$ 7.945 ribu) yang sebagian besar merupakan utang kontraktor terkait pembangunan aset tetap.

As of December 31, 2024, the Group has other accounts payable to third parties amounted to US$ 31,170 thousand (December 31, 2023: US$ 7,945 thousand) most of which are contractor's payable related to property, plant and equipment construction.

19. UTANG PAJAK / 19. TAXES PAYABLE

	31 Desember/ *December 31,* 2024	31 Desember/ *December 31,* 2023	
	US$ '000	US$ '000	
Pajak penghasilan badan			Corporate income tax
Entitas anak (Catatan 36)	490	703	Subsidiaries (Note 36)
Pajak penghasilan			Income taxes
Pasal 4(2)	732	283	Article 4(2)
Pasal 15	16	16	Article 15
Pasal 21	365	2.010	Article 21
Pasal 23	208	216	Article 23
Pasal 25	416	29	Article 25
Pasal 26	543	118	Article 26
Pajak pertambahan nilai	1.418	4.124	Value added tax
Pajak daerah dan retribusi	528	550	Regional tax and retribution
Jumlah	4.716	8.049	Total

20. LIABILITAS SEWA / 20. LEASE LIABILITIES

	31 Desember/ *December 31,* 2024	31 Desember/ *December 31,* 2023	
	US$' 000	US$' 000	
a. Analisis jatuh tempo			a. Maturity analysis
Tahun 1	1.801	2.023	Year 1
Tahun 2	2.232	1.829	Year 2
Tahun 3	2.183	2.287	Year 3
Tahun 4	1.402	2.289	Year 4
Tahun 5	1.245	1.470	Year 5
Setelah 5 tahun	-	1.335	Later than 5 years
Subjumlah	8.863	11.233	Subtotal
Penghasilan bunga ditangguhkan	(1.324)	(2.060)	Unearned interest
Jumlah liabilitas sewa	7.539	9.173	Total lease liabilities
Bagian yang jatuh tempo dalam waktu satu tahun	(1.801)	(2.023)	Current maturities
Liabilitas sewa jangka panjang	5.738	7.150	Non-current lease liabilities
b. Rincian liabilitas sewa berdasarkan pesewa:			b. By lessor
PT Panca Puri Perkasa (Catatan 40)	4.831	5.511	PT Panca Puri Perkasa (Note 40)
PT Krakatau Sarana Properti	2.635	3.519	PT Krakatau Sarana Properti
Lainnya	73	143	Others
Jumlah	7.539	9.173	Total

Pada tanggal 4 Mei 2020, Perusahaan menandatangani perjanjian sewa menyewa gudang dengan PT Panca Puri Perkasa yang akan berakhir pada 23 Oktober 2030 (Catatan 40). Pada tanggal 25 Maret 2022, Perusahaan melakukan amandemen atas perjanjian tersebut dimana terdapat perubahan luas sewa tanah yang efektif berlaku sejak 1 April 2022.

On May 4, 2020, the Company entered into warehouse lease agreement with PT Panca Puri Perkasa which will expire on October 23, 2030 (Note 40). On March 25, 2022, the Company amended the agreement on changes of land rent area effective from April 1, 2022.

Pada tanggal 1 Februari 2023, Perusahaan menandatangani perjanjian sewa menyewa bangunan dengan PT Krakatau Sarana Properti yang akan berakhir pada 28 Februari 2026.

On February 1, 2023, the Company entered into building lease agreement with PT Krakatau Sarana Properti which will expire on February 28, 2026.

Grup tidak menghadapi risiko likuiditas yang signifikan sehubungan dengan liabilitas sewa. Liabilitas sewa diawasi oleh fungsi *treasury* Grup.

The Group does not face a significant liquidity risk with regard to its lease liabilities. Lease liabilities are monitored within the Group's treasury function.

21. UTANG BANK

Utang bank jangka pendek

Perusahaan

Berdasarkan Perjanjian Kredit No. 91 tanggal 16 Desember 2004 sebagaimana yang terakhir kalinya diubah dengan Perubahan 20 atas Perjanjian Kredit tanggal 23 Agustus 2024 ("Addendum 20"), Perusahaan memperoleh penawaran fasilitas kredit modal kerja sebesar US$ 80.000 ribu dari PT Bank Central Asia Tbk, dengan tingkat suku bunga tahunan sebesar *Secured overnight financing rate* ("SOFR") 3 bulan + persentase tertentu dan jangka waktu 12 bulan. Perjanjian ini telah diperpanjang sampai dengan 27 April 2025 melalui "Addendum 20" di atas. Pada tanggal 31 Desember 2024, saldo pinjaman ini berjumlah US$ 10.000 ribu (31 Desember 2023: US$ 10.000 ribu).

Berdasarkan Perjanjian Kredit No. 69 tanggal 3 Juli 2018 sebagaimana yang terakhir kalinya diubah terhadap perjanjian kredit nomor CRO.KP/244/NCL/2018 tanggal 25 Juli 2024, Perusahaan memperoleh penawaran fasilitas kredit modal kerja sebesar US$ 70.000 ribu dari PT Bank Mandiri (Persero) Tbk dengan tingkat suku bunga tahunan sebesar SOFR + persentase tertentu dan jangka waktu 12 bulan. Perjanjian ini telah diperpanjang sampai dengan 29 Juli 2025. Pada tanggal 31 Desember 2024, saldo pinjaman ini berjumlah US$ 50.000 ribu (31 Desember 2023: US$ nihil).

RPU

Berdasarkan Perjanjian Kredit No. CRO.JKO/0075/KMK/2019 tanggal 19 September 2019, RPU, entitas anak, memperoleh penawaran fasilitas kredit modal kerja sebesar Rp 10 miliar dari PT Bank Mandiri (Persero) Tbk. Perjanjian ini telah diperpanjang sampai dengan 18 September 2025, melalui Adendum VI atas perjanjian No. CM2.JWK/SPPK.012/2024 tanggal 14 September 2024 dengan tingkat suku bunga tahunan sebesar 8,25% + persentase tertentu dan jangka waktu 12 bulan. Pada tanggal 31 Desember 2024, saldo pinjaman ini berjumlah US$ nihil (31 Desember 2023: US$ 649 ribu).

Fasilitas pinjaman ini dijamin dengan tanah seluas 54.445 m^2 dan 45 unit tangki yang berdiri di atasnya berlokasi di Desa Mangunreja, Pulo Ampel, Serang, Banten dengan Surat Hak Guna Bangunan (SHGB) No. 32, SHGB No. 34, dan SHGB No. 198 atas nama PT Redeco Petrolin Utama dan piutang usaha fidusia sebesar Rp 10 miliar (setara dengan US$ 709 ribu).

Grup telah melakukan pembayaran utang bank jangka pendek sebesar US$ 116.794 ribu untuk tahun yang berakhir 31 Desember 2024 (31 Desember 2023: US$ 1.070 ribu).

Pada tanggal 31 Desember 2024 dan 2023, Grup telah memenuhi syarat dan kondisi pinjaman yang ditetapkan lenders.

21. BANK LOANS

Short-term bank loans

The Company

Based on the Credit Facility Agreement No. 91 dated December 16, 2004, as last amended with the Addendum 20 of Credit Facility Agreement dated August 23, 2024 ("Addendum 20"), the Company obtained a working capital credit facility amounted to US$ 80,000 thousand from PT Bank Central Asia Tbk with annual interest rate of Secured overnight financing rate ("SOFR") 3 months + certain percentage for a period of 12 months. This loan has been extended until April 27, 2025, based on "Addendum 20" mentioned above. As of December 31, 2024, the outstanding balance of this loan was US$ 10,000 thousand (December 31, 2023: US$ 10,000 thousand).

Based on the Credit Facility Agreement No. 69 dated July 3, 2018, as last amended with the Addendum CRO.KP/244/NCL/2018 of credit facility agreement dated July 25, 2024, the Company obtained a working capital credit facility amounted US$ 70,000 thousand from PT Bank Mandiri (Persero) Tbk with annual interest rate of SOFR + certain percentage for a period of 12 months. This agreement has been extended until July 29, 2025. As of December 31, 2024, the outstanding balance of this loan was US$ 50,000 ribu (December 31, 2023: nil).

RPU

Based on the Credit Facility Agreement No. CRO.JKO/0075/KMK/2019 dated September 19, 2019, RPU, a subsidiary, obtained a working capital credit facility amounted to Rp 10 billion from PT Bank Mandiri (Persero) Tbk. This loan has been extended until September 18, 2025, based on Addendum VI under agreement No. CM2.JWK/SPPK.012/2024 dated September 14, 2024 with annual interest rate of 8.25% + certain percentage in period of 12 months. As of December 31, 2024, outstanding balance of this loan was US$ nil (December 31, 2023: US$ 649 thousand).

The loan facility is secured by land with an area of 54,445 square meters and 45 tank units standing on it located in Desa Mangunreja, Pulo Ampel, Serang, Banten with Building Use Rights (SHGB) No. 32, SHGB No. 34, and SHGB No. 198 on behalf of PT Redeco Petrolin Utama and fiduciary trade receivables amounted to Rp 10 billion (equivalent to US$ 709 thousand).

The Group has made payment of short-term bank loans totalling US$ 116,794 thousand for the year ended December 31, 2024 (December 31, 2023: US$ 1,070 thousand).

As of December 31, 2024 and 2023, the Group is in compliance with the terms and conditions of the loans set by the lenders.

Utang bank jangka panjang / **Long-term bank loans**

	31 Desember/ *December 31,* 2024	31 Desember/ *December 31,* 2023	
	US$ '000	US$ '000	
Pinjaman Berjangka			Term Loans
US$ 280 juta	243.096	256.969	US$ 280 million
US$ 250 juta	240.609	246.522	US$ 250 million
US$ 60 juta dan Rp 1 triliun	93.708	99.955	US$ 60 million and Rp 1 trillion
US$ 150 juta	149.613	149.541	US$ 150 million
US$ 75 juta	67.431	71.151	US$ 75 million
US$ 70 juta	40.721	52.320	US$ 70 million
US$ 35 juta dan Rp 585.340 juta	14.177	29.006	US$ 35 million and Rp 585,340 million
US$ 13 juta	7.796	9.742	US$ 13 million
PT Bank Mandiri (Persero) Tbk - 1	3.280	3.162	PT Bank Mandiri (Persero) Tbk - 1
PT Bank Mandiri (Persero) Tbk - 2	246.986	-	PT Bank Mandiri (Persero) Tbk - 2
PT Bank OCBC NISP Tbk	-	148.702	PT Bank OCBC NISP Tbk
Pinjaman Sindikasi	129.057	-	Syndication Loan
Kredit Investasi			Credit Investment
PT Bank Central Asia Tbk	42.504	47.285	PT Bank Central Asia Tbk
Jumlah utang jangka panjang	1.278.978	1.114.355	Total long-term loans
Bagian yang jatuh tempo dalam satu tahun	(68.474)	(59.276)	Current maturities
Utang jangka panjang - dikurangi bagian yang jatuh tempo dalam satu tahun	1.210.504	1.055.079	Long-term loans - net of current maturities

Pada tanggal 31 Desember 2024, jadwal pelunasan pokok pinjaman adalah sebagai berikut:

As of December 31, 2024, loan principal repayment schedule is as follows:

	Pinjaman berjangka/*Term loans*											Kredit investasi/ *Credit investment*		
	US$ 280 Juta/*Million*	US$ 250 Juta/*Million*	US$ 60 Juta dan Rp 1 Triliun/ *US$ 60 Million and Rp 1 Trillion*	US$ 150 Juta/*Million*	US$ 75 Juta/*Million*	US$ 70 Juta/*Million*	US$ 35 Juta dan Rp 585.340 Juta/ *US$ 35 Million and Rp 585,340 Million*	US$ 13 Juta/*Million*	PT Bank Mandiri (Persero) Tbk - 1	PT Bank Mandiri (Persero) Tbk - 2	Pinjaman Sindikasi/ *Syndication Loan*	PT Bank Central Asia Tbk	Jumlah/ *Total*	
	US$ '000	US$ '000	US$ '000	US$ '000	US$ '000	US$ '000	US$ '000	US$ '000	US$ '000	US$ '000	US$ '000	US$ '000	US$ '000	
Tahun														Year
2025	14.000	6.000	4.256	4.500	3.750	11.667	14.177	4.550	1.114	-	2.619	1.841	68.474	2025
2026	16.800	10.500	4.256	4.500	3.750	11.667	-	3.250	1.114	-	6.547	1.841	64.225	2026
2027	16.800	10.500	5.088	4.500	3.750	11.667	-	-	1.052	-	7.856	1.841	63.054	2027
2028	196.000	129.000	63.253	4.500	56.250	5.832	-	-	-	-	7.856	2.072	464.763	2028
2029	-	3.000	17.093	4.500	-	-	-	-	-	-	10.475	18.416	53.484	2029
2030	-	4.000	-	4.500	-	-	-	-	-	-	12.439	17.266	38.205	2030
2031	-	78.000	-	6.000	-	-	-	-	-	-	83.145	-	167.145	2031
2032	-	-	-	117.000	-	-	-	-	-	-	-	-	117.000	2032
2033	-	-	-	-	-	-	-	-	-	247.494	-	-	247.494	2033
Jumlah pokok	243.600	241.000	93.946	150.000	67.500	40.833	14.177	7.800	3.280	247.494	130.937	43.277	1.283.844	Total principal
Biaya perolehan pinjaman yang belum diamortisasi	(504)	(391)	(238)	(387)	(69)	(112)	-	(4)	-	(508)	(1.880)	(773)	(4.866)	Unamortized transaction costs
Jumlah pinjaman - bersih	243.096	240.609	93.708	149.613	67.431	40.721	14.177	7.796	3.280	246.986	129.057	42.504	1.278.978	Total loan - net

Biaya perolehan diamortisasi atas utang bank jangka panjang adalah sebagai berikut:

The amortized cost of the long-term bank loans are as follows:

	31 Desember/ *December 31,* 2024	31 Desember/ *December 31,* 2023	
	US$ '000	US$ '000	
Utang bank jangka panjang	1.278.978	1.114.355	Long-term bank loans
Biaya bunga yang masih harus dibayar	9.269	9.753	Accrued interest expenses
Jumlah	1.288.247	1.124.108	Total

Biaya bunga yang masih harus dibayar dicatat dalam akun biaya yang masih harus dibayar.

The above accrued interest expenses are presented as accrued expenses.

Grup telah melakukan pembayaran utang bank jangka panjang sebesar US$ 212.620 ribu untuk tahun yang berakhir 31 Desember 2024 (31 Desember 2023: US$ 69.563 ribu).

The Group has made payment of long-term bank loans totalling US$ 212,620 thousand for the year ended December 31, 2024 (December 31, 2023: US$ 69,563 thousand).

Pada tanggal 31 Desember 2024 dan 2023, Grup telah memenuhi syarat dan kondisi pinjaman yang ditetapkan *lenders*.

As of December 31, 2024 and 2023, the Group is in compliance with the terms and conditions of the loans set by the lenders.

Pinjaman Berjangka US$ 280 Juta

Berdasarkan Akta Perjanjian Kredit No. 114 tanggal 11 Juni 2021, Perusahaan memperoleh Fasilitas Pinjaman Berjangka sebesar US$ 280.000 ribu atau ekuivalen dalam mata uang Rupiah dari PT Bank Mandiri (Persero) Tbk dengan tingkat suku bunga tahunan mengambang sebesar SOFR 6 bulan + persentase tertentu dengan jangka waktu maksimal 84 bulan.

Dana yang diperoleh dari pinjaman digunakan untuk membiayai kegiatan operasional Perusahaan.

Perjanjian ini mencakup persyaratan tertentu yang membatasi Perusahaan untuk tidak melakukan hal-hal tertentu yang tercantum dalam perjanjian dan memelihara rasio *Total Consolidated Interest-Bearing Debt to Equity* tidak melebihi 100%.

Secara bersamaan, Perusahaan juga telah melakukan perjanjian *swap* suku bunga terhadap sebagian pinjaman pada setiap tanggal pembayaran bunga.

US$ 280 Million Term Loan

Based on the Deed of Credit Agreement No. 114 dated June 11, 2021, the Company obtained a Term Loan Facility amounted to US$ 280,000 thousand or its equivalent in Rupiah currency from PT Bank Mandiri (Persero) Tbk with annual floating interest rate of SOFR 6 months + certain percentage with maximum period of 84 months.

Proceeds from the loan were utilized to finance the Company's operational activity purposes.

The agreement contains certain covenants that restrict the Company in performing certain acts as stated in the agreement and maintaining Total Consolidated Interest-Bearing Debt to Equity Ratio shall not exceed 100%.

Simultaneously, the Company has entered into interest rate swap to fix the interest rate on certain amount of the loan on every interest payment date.

Saldo pinjaman tersebut adalah sebagai berikut:

The balances of the loans are as follows:

	31 Desember/ *December 31,* 2024	31 Desember/ *December 31,* 2023	
	US$ '000	US$ '000	
Jumlah	243.600	257.600	Total
Biaya perolehan pinjaman yang belum diamortisasi	(504)	(631)	Unamortized transaction costs
Bersih	243.096	256.969	Net
Dikurangi bagian yang jatuh tempo dalam satu tahun	(14.000)	(14.000)	Less current maturity
Bagian jangka panjang	229.096	242.969	Long-term portion

Pelunasan pinjaman dilakukan dalam 13 kali cicilan, dengan jadwal sebagai berikut:

Loan repayments are made on 13 installments, with the following schedule:

Bulan setelah tanggal perjanjian/ *Months after date of agreement*	Pelunasan pokok pinjaman/ *Repayment of principal*
Months	%
15	2
21	2
27	2
33	2
39	2,5
45	2,5
51	2,5
57	2,5
63	3
69	3
75	3
81	3
84	70
Jumlah/*Total*	100

Pinjaman Berjangka US$ 250 Juta

Berdasarkan Akta Perjanjian Kredit No. 19 tanggal 5 Oktober 2021, Perusahaan memperoleh Fasilitas Pinjaman Berjangka sebesar US$ 250.000 ribu dari PT Bank Negara Indonesia (Persero) Tbk dengan tingkat suku bunga tahunan mengambang sebesar SOFR 6 bulan + persentase tertentu. Fasilitas terdiri dari Kredit I dengan pokok sebesar US$ 150.000 ribu, jangka waktu 84 bulan dan *grace period* 12 bulan serta Kredit II dengan pokok sebesar US$ 100.000 ribu, jangka waktu 120 bulan dan *grace period* 24 bulan.

Dana yang diperoleh dari Kredit I dan Kredit II masing-masing digunakan untuk pelunasan 4,95% *Senior Unsecured Notes* US$ 300.000 ribu dan untuk pembiayaan kebutuhan pra-operasi CAP2.

Perjanjian ini mencakup persyaratan tertentu yang membatasi Perusahaan untuk tidak melakukan hal-hal tertentu yang tercantum dalam perjanjian dan memelihara rasio *Total Debt to Equity* tidak melebihi 100%.

Secara bersamaan, Perusahaan juga telah melakukan perjanjian *swap* suku bunga terhadap sebagian pinjaman pada setiap tanggal pembayaran bunga.

Saldo pinjaman tersebut adalah sebagai berikut:

US$ 250 Million Term Loan

Based on the Deed of Credit Agreement No. 19 dated October 5, 2021, the Company obtained a Term Loan Facility amounted to US$ 250,000 thousand from PT Bank Negara Indonesia (Persero) Tbk with annual floating interest rate of SOFR 6 months + certain percentage. The facility consists of Facility I with principal amounting to US$ 150,000 thousand with period of 84 months and grace period 12 months and Facility II with principal amounted to US$ 100,000 thousand with period of 120 months and grace period 24 months.

Proceeds from the Facility I and II were utilized for redemption of 4.95% Senior Unsecured Notes US$ 300,000 thousand and for financing the pre-operation activities of CAP2, respectively.

The agreement contains certain covenants that restrict the Company in performing certain acts as stated in the agreement and maintaining Total Debt to Equity Ratio shall not exceed 100%.

Simultaneously, the Company has entered into interest rate swap to fix the interest rate on certain amount of the loan on every interest payment date.

The balances of the loans are as follows:

	31 Desember/ *December 31,* 2024	31 Desember/ *December 31,* 2023	
	US$ '000	US$ '000	
Jumlah	241.000	247.000	Total
Biaya perolehan pinjaman yang belum diamortisasi	(391)	(478)	Unamortized transaction costs
Bersih	240.609	246.522	Net
Dikurangi bagian yang jatuh tempo dalam satu tahun	(6.000)	(6.000)	Less current maturity
Bagian jangka panjang	234.609	240.522	Long-term portion

Pelunasan pinjaman dilakukan dalam 12 kali cicilan untuk *Term* I dan 16 kali cicilan untuk *Term* II, dengan jadwal sebagai berikut:

Loan repayments are made in 12 installments for Term I and 16 installments for Term II, with the following schedule:

Bulan setelah tanggal perjanjian/ *Months after date of agreement*	Pelunasan pokok pinjaman/ *Repayment of principal*
Months	%
18	1
24	1
30	1
36	1
42	1
48	1
54	2,5
60	2,5
66	2,5
72	2,5
78	6
84	78
Jumlah/*Total*	100

Bulan setelah tanggal perjanjian/ *Months after date of agreement*	Pelunasan pokok pinjaman/ *Repayment of principal*
Months	%
30	1,5
36	1,5
42	1,5
48	1,5
54	1,5
60	1,5
66	1,5
72	1,5
78	1,5
84	1,5
90	1,5
96	1,5
102	2
108	2
114	4
120	74
Jumlah/*Total*	100

Pinjaman Berjangka US$ 60 Juta dan Rp 1 Triliun

Berdasarkan Akta Perjanjian Kredit No. 74 tanggal 28 September 2021, Perusahaan memperoleh Fasilitas Pinjaman Berjangka sebesar US$ 60.000 ribu dan Rp 1 triliun (setara dengan US$ 70.136 ribu) dari PT Bank Central Asia Tbk dengan tingkat suku bunga tahunan mengambang masing-masing sebesar SOFR 3 bulan + persentase tertentu dan JIBOR 3 bulan + persentase tertentu dengan jangka waktu 84 bulan dan *grace period* 6 bulan.

Dana yang diperoleh dari pinjaman digunakan untuk keperluan *general multi purpose,* termasuk modal kerja Perusahaan.

Perjanjian ini mencakup persyaratan tertentu yang membatasi Perusahaan untuk tidak melakukan hal-hal tertentu yang tercantum dalam perjanjian dan memelihara rasio *Total Debt to Equity* tidak melebihi 100%.

Saldo pinjaman tersebut adalah sebagai berikut:

US$ 60 Million and Rp 1 Trillion Term Loan

Based on the Deed of Credit Agreement No. 74 dated September 28, 2021, the Company obtained an Installment Loan Facility amounted to US$ 60,000 thousand and Rp 1 trillion (equivalent to US$ 70,136 thousand) from PT Bank Central Asia Tbk with annual floating interest rate of SOFR 3 months + certain percentage and JIBOR 3 months + certain percentage, respectively with period of 84 months and grace period 6 months.

Proceeds from the loan were utilized for financing the Company's general multi purpose, including the working capital expenditure.

The agreement contains certain covenants that restrict the Company in performing certain acts as stated in the agreement and maintaining Total Debt to Equity Ratio shall not exceed 100%.

The balances of the loans are as follows:

	31 Desember/ *December 31,* 2024	31 Desember/ *December 31,* 2023	
	US$ '000	US$ '000	
Jumlah	93.946	100.283	Total
Biaya perolehan pinjaman yang belum diamortisasi	(238)	(328)	Unamortized transaction costs
Bersih	93.708	99.955	Net
Dikurangi bagian yang jatuh tempo dalam satu tahun	(4.256)	(4.346)	Less current maturity
Bagian jangka panjang	89.452	95.609	Long-term portion

Pelunasan pinjaman dilakukan dalam 13 kali cicilan, dengan jadwal sebagai berikut:

Loan repayments are made on 13 installments, with the following schedule:

Bulan setelah tanggal perjanjian/ *Months after date of agreement*	Pelunasan pokok pinjaman/ *Repayment of principal*
Months	%
12	2
18	2
24	2
30	2
36	2
42	2
48	2
54	2
60	2
66	2
72	2,5
78	2,5
84	75
Jumlah/*Total*	100

Pinjaman Berjangka US$ 150 Juta

Berdasarkan Akta Perjanjian Kredit No. 73 tanggal 7 Juli 2022, Perusahaan memperoleh Fasilitas Kredit Investasi sebesar US$ 150.000 ribu dari PT Bank OCBC NISP Tbk., dengan tingkat suku bunga tahunan mengambang sebesar SOFR 6 bulan + persentase tertentu dengan jangka waktu 96 bulan.

Dana yang diperoleh dari pinjaman digunakan untuk pembiayaan kegiatan usaha perusahaan sehari-hari.

Perjanjian ini mencakup persyaratan tertentu yang membatasi Perusahaan untuk tidak melakukan hal-hal tertentu yang tercantum dalam perjanjian dan memelihara rasio *Total Consolidated Interest-Bearing Debt to Equity* tidak melebihi 150%.

US$ 150 Million Term Loan

Based on the Deed of Credit Agreement No. 73 dated July 7, 2022, the Company obtained an Investment Credit Facility amounted to US$ 150,000 thousand from PT Bank OCBC NISP Tbk., with annual floating interest rate of SOFR 6 months + certain percentage with period of 96 months.

Proceeds from the loan were utilized for general corporate expenditure purposes.

The agreement contains certain covenants that restrict the Company in performing certain acts as stated in the agreement and maintaining Total Consolidated Interest-Bearing Debt to Equity Ratio shall not exceed 150%.

Saldo pinjaman tersebut adalah sebagai berikut:

The balances of the loans are as follows:

	31 Desember/ *December 31,* 2024	31 Desember/ *December 31,* 2023	
	US$ '000	US$ '000	
Jumlah	150.000	150.000	Total
Biaya perolehan pinjaman yang belum diamortisasi	(387)	(459)	Unamortized transaction costs
Bersih	149.613	149.541	Net
Dikurangi bagian yang jatuh tempo dalam satu tahun	(4.500)	-	Less current maturity
Bagian jangka panjang	145.113	149.541	Long-term portion

Pelunasan pinjaman dilakukan dalam 16 kali cicilan, dengan jadwal sebagai berikut:

Loan repayments are made on 16 installments, with the following schedule:

Bulan setelah tanggal perjanjian/ *Months after date of agreement*	Pelunasan pokok pinjaman/ *Repayment of principal*
Months	%
36	1,5
42	1,5
48	1,5
54	1,5
60	1,5
66	1,5
72	1,5
78	1,5
84	1,5
90	1,5
96	1,5
102	1,5
108	2
114	2
120	4
126	74
Jumlah/*Total*	100

Pinjaman Berjangka US$ 75 Juta

Berdasarkan Akta Perjanjian Kredit No. 3 tanggal 3 Januari 2022, Perusahaan memperoleh Fasilitas Pinjaman Berjangka sebesar US$ 75.000 ribu dari PT Bank Rakyat Indonesia (Persero) Tbk dengan tingkat suku bunga tahunan mengambang sebesar SOFR 3 bulan + persentase tertentu dengan jangka waktu 84 bulan.

Dana yang diperoleh dari pinjaman digunakan untuk keperluan *general corporate purpose* Perusahaan.

Perjanjian ini mencakup persyaratan tertentu yang membatasi Perusahaan untuk tidak melakukan hal-hal tertentu yang tercantum dalam perjanjian dan memelihara rasio *Consolidated Interest Bearing Debt to Equity* tidak melebihi 100%.

Secara bersamaan, Perusahaan juga telah melakukan perjanjian *swap* suku bunga terhadap sebagian pinjaman pada setiap tanggal pembayaran bunga.

US$ 75 Million Term Loan

Based on the Deed of Credit Agreement No. 3 dated January 3, 2022, the Company obtained a Term Loan Facility amounted to US$ 75,000 thousand from PT Bank Rakyat Indonesia (Persero) Tbk with annual floating interest rate of SOFR 3 months + certain percentage with period of 84 months.

Proceeds from the loan were utilized for financing the Company's general corporate purpose.

The agreement contains certain covenants that restrict the Company in performing certain acts as stated in the agreement and maintaining Consolidated Interest Bearing Debt to Equity Ratio shall not exceed 100%.

Simultaneously, the Company has entered into interest rate swap to fix the interest rate on certain amount of the loan on every interest payment date.

Saldo pinjaman tersebut adalah sebagai berikut:

The balances of the loans are as follows:

	31 Desember/ *December 31,* 2024	31 Desember/ *December 31,* 2023	
	US$ '000	US$ '000	
Jumlah	67.500	71.250	Total
Biaya perolehan pinjaman yang belum diamortisasi	(69)	(99)	Unamortized transaction costs
Bersih	67.431	71.151	Net
Dikurangi bagian yang jatuh tempo dalam satu tahun	(3.750)	(3.750)	Less current maturity
Bagian jangka panjang	63.681	67.401	Long-term portion

Pelunasan pinjaman dilakukan dalam 12 kali cicilan, dengan jadwal sebagai berikut:

Loan repayments are made on 12 installments, with the following schedule:

Bulan setelah tanggal perjanjian/ *Months after date of agreement*	Pelunasan pokok pinjaman/ *Repayment of principal*
Months	%
18	2,5
24	2,5
30	2,5
36	2,5
42	2,5
48	2,5
54	2,5
60	2,5
66	2,5
72	2,5
78	37,5
84	37,5
Jumlah/*Total*	100

Pinjaman Berjangka US$ 70 Juta

Berdasarkan Perjanjian Fasilitas US$ 70.000 ribu tanggal 27 Mei 2021, Perusahaan memperoleh Fasilitas Pinjaman Berjangka sebesar US$ 70.000 ribu dari Kasikornbank Public Company Limited dengan tingkat suku bunga tahunan mengambang sebesar SOFR 3 bulan + persentase tertentu dengan jangka waktu 84 bulan.

Dana yang diperoleh dari pinjaman digunakan untuk pembiayaan *capital expenditure* Perusahaan.

Perjanjian ini mencakup persyaratan tertentu yang membatasi Perusahaan untuk tidak melakukan hal-hal tertentu yang tercantum dalam perjanjian dan memelihara rasio *Total Debt to Equity* tidak melebihi 100%.

Secara bersamaan, Perusahaan juga telah melakukan perjanjian *swap* suku bunga terhadap sebagian pinjaman pada setiap tanggal pembayaran bunga.

US$ 70 Million Term Loan

Based on the US$ 70,000 thousand Facility Agreement dated May 27, 2021, the Company obtained a Term Loan Facility amounted to US$ 70,000 thousand from Kasikornbank Public Company Limited with annual floating interest rate of SOFR 3 months + certain percentage with period of 84 months.

Proceeds from the loan were utilized for financing the Company's capital expenditure.

The agreement contains certain covenants that restrict the Company in performing certain acts as stated in the agreement and maintaining Total Debt to Equity Ratio shall not exceed 100%.

Simultaneously, the Company has entered into interest rate swap to fix the interest rate on certain amount of the loan on every interest payment date.

Saldo pinjaman tersebut adalah sebagai berikut:

The balances of the loans are as follows:

	31 Desember/ *December 31,* 2024	31 Desember/ *December 31,* 2023	
	US$ '000	US$ '000	
Jumlah	40.833	52.500	Total
Biaya perolehan pinjaman yang belum diamortisasi	(112)	(180)	Unamortized transaction costs
Bersih	40.721	52.320	Net
Dikurangi bagian yang jatuh tempo dalam satu tahun	(11.667)	(11.667)	Less current maturity
Bagian jangka panjang	29.054	40.653	Long-term portion

Pelunasan pinjaman dilakukan dalam 12 kali cicilan, dengan jadwal sebagai berikut:

Loan repayments are made on 12 installments, with the following schedule:

Bulan setelah tanggal perjanjian/ *Months after date of agreement*	Pelunasan pokok pinjaman/ *Repayment of principal*
Months	%
18	8,33
24	8,33
30	8,33
36	8,33
42	8,33
48	8,33
54	8,33
60	8,33
66	8,33
72	8,33
78	8,33
84	8,33
Jumlah/*Total*	100

Pinjaman Berjangka US$ 35 Juta dan Rp 585.340 Juta

Berdasarkan Akta Perjanjian Kredit No. 3 tanggal 15 Mei 2020, Perusahaan memperoleh Fasilitas Pinjaman Berjangka sebesar US$ 35.000 ribu dan Rp 585.340 juta (setara dengan US$ 39.261 ribu) dari PT Bank Permata Tbk dengan tingkat suku bunga tahunan mengambang masing-masing sebesar SOFR 3 bulan + persentase tertentu dan JIBOR 3 bulan + persentase tertentu dengan jangka waktu 60 bulan dan *grace period* 6 bulan.

Dana yang diperoleh dari pinjaman digunakan untuk membiayai kebutuhan Perusahaan dan entitas anak secara umum, mencakup biaya modal, beban operasional dan kebutuhan pendanaan kembali.

Perjanjian ini mencakup persyaratan tertentu yang membatasi Perusahaan untuk tidak melakukan hal-hal tertentu yang tercantum dalam perjanjian dan memelihara rasio *Consolidated Interest-Bearing Loan to Equity* tidak melebihi 100%.

US$ 35 Million and Rp 585,340 Million Term Loan

Based on the Deed of Credit Agreement No. 3 dated May 15, 2020, the Company obtained a Term Loan Facility amounted to US$ 35,000 thousand and Rp 585,340 million (equivalent to US$ 39,261 thousand) from PT Bank Permata Tbk with annual floating interest rate of SOFR 3 months + certain percentage and JIBOR 3 months + certain percentage, respectively with period of 60 months and grace period of 6 months.

Proceeds from the loan were utilized to finance the Company and its subsidiaries general needs which cover capital expenditure, operating expenses and refinancing requirements.

The agreement contains certain covenants that restrict the Company in performing certain acts as stated in the agreement and maintaining Total Consolidated Interest-Bearing Loan to Equity Ratio shall not exceed 100%.

Saldo pinjaman tersebut adalah sebagai berikut:

The balances of the loans are as follows:

	31 Desember/ *December 31,* 2024	31 Desember/ *December 31,* 2023	
	US$ '000	US$ '000	
Jumlah	14.177	29.188	Total
Biaya perolehan pinjaman yang belum diamortisasi	-	(182)	Unamortized transaction costs
Bersih	14.177	29.006	Net
Dikurangi bagian yang jatuh tempo dalam satu tahun	(14.177)	(14.594)	Less current maturity
Bagian jangka panjang	-	14.412	Long-term portion

Pelunasan pinjaman dilakukan dalam 10 kali cicilan, dengan jadwal sebagai berikut:

Loan repayments are made on 10 installments, with the following schedule:

Bulan setelah tanggal perjanjian/ *Months after date of agreement*	Pelunasan pokok pinjaman/ *Repayment of principal*
Months	%
12	10
18	10
24	10
30	10
36	10
42	10
48	10
54	10
60	10
66	10
Jumlah/*Total*	100

Pinjaman Berjangka US$ 13 Juta

US$ 13 Million Term Loan

Berdasarkan Akta Perjanjian Kredit No. 89 tanggal 15 April 2021, Perusahaan memperoleh Fasilitas Kredit Investasi sebesar US$ 13.000 ribu dari PT Bank KEB Hana Indonesia dengan tingkat suku bunga tahunan mengambang sebesar SOFR 3 bulan + persentase tertentu dengan jangka waktu 60 bulan.

Based on the Deed of Credit Agreement No. 89 dated April 15, 2021, the Company obtained an Investment Credit Facility amounted to US$ 13,000 thousand from PT Bank KEB Hana Indonesia with annual floating interest rate of SOFR 3 months + certain percentage with period of 60 months.

Dana yang diperoleh dari pinjaman digunakan untuk *Financing & Refinancing Sustainable Project (Enclosed Ground Flare & E-Forklift)*.

Proceeds from the loan were utilized for Financing & Refinancing Sustainable Project (Enclosed Ground Flare & E-Forklift).

Perjanjian ini mencakup persyaratan tertentu yang membatasi Perusahaan untuk tidak melakukan hal-hal tertentu yang tercantum dalam perjanjian dan memelihara rasio *Total Consolidated Interest-Bearing Debt to Equity* tidak melebihi 125%.

The agreement contains certain covenants that restrict the Company in performing certain acts as stated in the agreement and maintaining Total Consolidated Interest-Bearing Debt to Equity Ratio shall not exceed 125%.

Saldo pinjaman tersebut adalah sebagai berikut:

The balances of the loans are as follows:

	31 Desember/ *December 31,* 2024	31 Desember/ *December 31,* 2023	
	US$ '000	US$ '000	
Jumlah	7.800	9.750	Total
Biaya perolehan pinjaman yang belum diamortisasi	(4)	(8)	Unamortized transaction costs
Bersih	7.796	9.742	Net
Dikurangi bagian yang jatuh tempo dalam satu tahun	(4.550)	(1.950)	Less current maturity
Bagian jangka panjang	3.246	7.792	Long-term portion

Pelunasan pinjaman dilakukan dalam 10 kali cicilan, dengan jadwal sebagai berikut:

Loan repayments are made on 10 installments, with the following schedule:

Bulan setelah tanggal perjanjian/ *Months after date of agreement*	Pelunasan pokok pinjaman/ *Repayment of principal*
Months	%
6	5
12	5
18	5
24	5
30	5
36	5
42	10
48	10
54	25
60	25
Jumlah/*Total*	100

PT Bank Mandiri (Persero) Tbk - 1

Berdasarkan Perjanjian Kredit No. CRO.JKO/0074/KMK/2019 tanggal 19 September 2019, RPU, entitas anak, memperoleh fasilitas kredit investasi sebesar Rp 90.000 juta (setara dengan US$ 6.383 ribu) dengan tingkat suku bunga 9% dan jangka waktu 72 bulan dan *grace period* 18 bulan.

Saldo pinjaman tersebut adalah sebagai berikut:

PT Bank Mandiri (Persero) Tbk - 1

Based on the Credit Facility Agreement No. CRO.JKO/0074/KMK/2019 dated September 19, 2019, RPU, a subsidiary, obtained investment credit facility amounted to Rp 90,000 million (equivalent to US$ 6,383 thousand) with annual interest rate of 9% and a period of 72 months and grace period 18 months.

The balances of the loans are as follows:

	31 Desember/ *December 31,* 2024	31 Desember/ *December 31,* 2023	
	US$ '000	US$ '000	
Jumlah	3.280	3.162	Total
Dikurangi bagian yang jatuh tempo dalam satu tahun	(1.114)	(973)	Less current maturity
Bagian jangka panjang	2.166	2.189	Long-term portion

Fasilitas pinjaman ini dijamin dengan tanah seluas 54.445 m^2 dan 45 unit tangki yang berdiri di atasnya berlokasi di Desa Mangunreja, Pulo Ampel, Serang, Banten dengan Surat Hak Guna Bangunan (SHGB) No. 32, SHGB No. 34, dan SHGB No. 198 atas nama PT Redeco Petrolin Utama dan piutang usaha fidusia sebesar Rp 10 miliar (setara dengan US$ 709 ribu).

RPU diwajibkan untuk melaporkan kepada PT Bank Mandiri (Persero) Tbk paling lambat 30 (tiga puluh) hari sejak dilaksanakan pembagian dividen. Pembagian dividen dapat dilakukan sepanjang RPU memenuhi rasio keuangan berikut:

- Rasio dividen yang dibayarkan dengan laba bersih tidak boleh melebihi 100%.
- Rasio *Debt to Equity* maksimal 200%.
- *Debt Service Charge Ratio* minimal 120%.
- Ekuitas tidak diperkenankan negatif.

For loan facilities secured by land with an area of 54,445 square meters and 45 tank units standing on it located in Desa Mangunreja, Pulo Ampel, Serang, Banten with Building Use Rights (SHGB) No. 32, SHGB No. 34, and SHGB No. 198 on behalf of PT Redeco Petrolin Utama and fiduciary trade receivables amounted to Rp 10 billion (equivalent to US$ 709 thousand).

RPU is required to report to PT Bank Mandiri (Persero) Tbk maximum 30 (thirty) days after dividend distribution. Dividend distribution can be made if RPU comply with the following financial ratios:

- Dividend paid to net income ratio shall not exceed 100%.
- Debt to Equity Ratio shall be maximum 200%.
- Debt Service Charge Ratio shall be minimum 120%.
- Equity shall not be in negative.

PT Bank Mandiri (Persero) Tbk - 2

Berdasarkan Perjanjian Kredit No. WCO.KP/867/TLN/2014 tanggal 1 April 2024, CDI, entitas anak, memperoleh fasilitas pinjaman berjangka sebesar Rp 4.000.000 juta (setara dengan US$ 252.000 ribu) dengan tingkat suku bunga IDR JIBOR 3 bulan + persentase tertentu per tahun dan jangka waktu 7 tahun yang akan jatuh tempo pada tanggal 31 Maret 2031.

Saldo pinjaman tersebut adalah sebagai berikut:

PT Bank Mandiri (Persero) Tbk - 2

Based on the Credit Facility Agreement No. WCO.KP/867/TLN/2014 dated April 1, 2024, CDI, a subsidiary, obtained term loan facility amounted to Rp 4,000,000 million (equivalent to US$ 252,000 thousand) with annual interest rate of 3 months IDR JIBOR + certain percentage and a term of 7 years which will be due on March 31, 2031.

The balances of the loans are as follows:

	31 Desember/ *December 31,* 2024	
	US$ '000	
Jumlah	247.494	Total
Biaya perolehan pinjaman yang belum diamortisasi	(508)	Unamortized transaction costs
Bersih	246.986	Net

Perjanjian ini mencakup persyaratan tertentu yang membatasi CDI untuk tidak melakukan hal-hal tertentu yang tercantum dalam perjanjian dan memelihara rasio *Total Consolidated Interest-Bearing Debt to Equity* tidak melebihi 3 kali.

The agreement contains certain covenants that restrict CDI in performing certain acts as stated in the agreement and maintaining Total Consolidated Interest-Bearing Debt to Equity Ratio shall not exceed 3 times.

PT Bank OCBC NISP Tbk

Pada tanggal 17 Februari 2023, CDI, entitas anak, mendapatkan fasilitas pinjaman berjangka dari PT Bank OCBC NISP Tbk sebesar Rp 2.300 miliar (atau setara dengan US$ 151.340 ribu) dengan tingkat suku bunga IDR JIBOR + persentase tertentu per tahun dan jangka waktu 10 tahun yang akan jatuh tempo pada tanggal 17 Februari 2033.

PT Bank OCBC NISP Tbk

On February 17, 2023, CDI, a subsidiary, obtained term loan facilities from PT Bank OCBC NISP Tbk amounted to Rp 2,300 billion (or equivalent to US$ 151,340 thousand) with annual interest rate of IDR JIBOR + certain percentage and a term of 10 years which will be due on February 17, 2033.

Saldo pinjaman tersebut adalah sebagai berikut:

The balances of the loans are as follows:

	31 Desember/ *December 31,* 2023	
	US$ '000	
Jumlah	149.196	Total
Biaya perolehan pinjaman yang belum diamortisasi	(494)	Unamortized transaction costs
Bersih	148.702	Net

Fasilitas pinjaman ini dijaminkan oleh gadai atas 100% saham yang dimiliki Perusahaan atas CDI, 70% saham yang dimiliki CDI atas KCE dan 49% saham yang dimiliki CDI atas KTI.

This loan facility is secured by 100% CDI's shares owned by the Company, 70% KCE's shares owned by CDI and 49% KTI's shares owned by CDI.

Perjanjian ini mencakup persyaratan tertentu yang membatasi CDI untuk tidak melakukan hal-hal tertentu yang tercantum dalam perjanjian dan memelihara rasio *Total Interest-Bearing Debt to Equity* tidak melebihi 3x.

The agreement contains certain covenants that restrict CDI in performing certain acts as stated in the agreement and maintaining Total Interest-Bearing Debt to Equity Ratio of CDI to not exceed 3x.

Pinjaman ini telah dilunasi pada 30 April 2024.

This loan has been fully repaid on April 30, 2024.

Pinjaman Sindikasi

Berdasarkan Perjanjian Kredit tanggal 30 Mei 2024, sebagaimana yang diubah berdasarkan Perjanjian Kredit pada tanggal 29 Juli 2024, Perusahaan memperoleh fasilitas pinjaman sindikasi dari Oversea-Chinese Banking Corporation Limited (OCBC), PT Bank OCBC NISP Tbk, PT Bank Central Asia Tbk, PT Bank Danamon Indonesia Tbk, Kasikornbank Public Company Limited, PT Bank Permata Tbk, PT Bank HSBC Indonesia, PT Bank Mandiri (Persero) Tbk, dan Bank ICBC Indonesia sejumlah US$ 540.000 ribu dengan tingkat suku bunga SOFR 3 bulan + persentase tertentu per tahun, RMB 250.000 ribu dengan tingkat suku bunga HIBOR 3 bulan + persentase tertentu per tahun dan Rp 3.652.875 ribu dengan tingkat suku bunga JIBOR 3 bulan + persentase tertentu per tahun.

Syndication Loan

Based on the Credit Facility Agreement dated May 30, 2024, which amended based on Credit Facility Agreement dated July 29, 2024, the Company obtained syndication term loan facility from Oversea-Chinese Banking Corporation Limited (OCBC), PT Bank OCBC NISP Tbk, PT Bank Central Asia Tbk, PT Bank Danamon Indonesia Tbk, Kasikornbank Public Company Limited, PT Bank Permata Tbk, PT Bank HSBC Indonesia, PT Bank Mandiri (Persero) Tbk, and Bank ICBC Indonesia totalling to US$ 540,000 thousand with annual interest rate of SOFR 3 months + certain percentage, RMB 250,000 thousand with annual interest rate of HIBOR 3 months + certain percentage and Rp 3,652,875 thousand with annual interest rate of JIBOR 3 months + certain percentage.

Dana yang diperoleh dari pinjaman digunakan untuk keperluan *general corporate purpose* Perusahaan.

Proceeds from the loan were utilized for financing the Company's general corporate purpose.

Saldo pinjaman tersebut adalah sebagai berikut:

The balances of the loans are as follows:

	31 Desember/ *December 31,* 2024 US$ '000	
Jumlah	130.937	Total
Biaya perolehan pinjaman yang belum diamortisasi	(1.880)	Unamortized transaction costs
Bersih	129.057	Net
Dikurangi bagian yang jatuh tempo dalam satu tahun	(2.619)	Less current maturity
Bagian jangka panjang	126.438	Long-term portion

Pelunasan pinjaman dilakukan dalam 24 kali cicilan, dengan jadwal sebagai berikut:

Loan repayments are made on 24 installments, with the following schedule:

Bulan setelah tanggal perjanjian/ *Months after date of agreement* Months	Pelunasan pokok pinjaman/ *Repayment of principal* %
15	1,00
18	1,00
21	1,00
24	1,00
27	1,50
30	1,50
33	1,50
36	1,50
39	1,50
42	1,50
45	1,50
48	1,50
51	1,50
54	1,50
57	2,00
60	2,00
63	2,00
66	2,00
69	2,00
72	2,50
75	2,50
78	2,50
81	2,50
84	61,00
Jumlah/*Total*	100

Perjanjian ini mencakup persyaratan tertentu yang membatasi Perusahaan untuk tidak melakukan hal-hal tertentu yang tercantum dalam perjanjian dan memelihara rasio *Consolidated Interest-Bearing Loan to Equity* tidak melebihi 150%.

The agreement contains certain covenants that restrict the Company in performing certain acts as stated in the agreement and maintaining Total Consolidated Interest-Bearing Loan to Equity Ratio shall not exceed 150%.

PT Bank Central Asia Tbk

Pada tanggal 5 Juni 2023, KCE, entitas anak, memperoleh fasilitas kredit investasi sebesar US$ 50.000 ribu dengan tingkat suku bunga JIBOR 3 bulan + persentase tertentu per tahun dan jangka waktu 7 tahun tanpa *grace period*. Fasilitas ini digunakan untuk akuisisi 35% saham PT Krakatau Posco Energy (KPE).

PT Bank Central Asia Tbk

On June 5, 2023, KCE, a subsidiary, obtained investment credit facility from PT Bank Central Asia Tbk amounted to US$ 50,000 thousand with annual interest rate of JIBOR 3 months + certain percentage and a term of 7 years without grace period. This facility was utilized for the acquisition of a 35% ownership in PT Krakatau Posco Energy (KPE).

Saldo pinjaman tersebut adalah sebagai berikut:

The balances of the loans are as follows:

	31 Desember/ *December 31,* 2024	31 Desember/ *December 31,* 2023	
	US$ '000	US$ '000	
Jumlah	43.277	47.591	Total
Biaya perolehan pinjaman yang belum diamortisasi	(773)	(306)	Unamortized transaction costs
Bersih	42.504	47.285	Net
Dikurangi bagian yang jatuh tempo dalam satu tahun	(1.841)	(1.996)	Less current maturity
Bagian jangka panjang	40.663	45.289	Long-term portion

Pelunasan pinjaman dilakukan dalam 28 kali cicilan, dengan jadwal sebagai berikut:

Loan repayments are made on 28 installments, with the following schedule:

Bulan setelah tanggal perjanjian/ *Months after date of agreement*	Pelunasan pokok pinjaman/ *Repayment of principal*
Months	%
3	1,00
6	1,00
9	1,00
12	1,00
15	1,00
18	1,00
21	1,00
24	1,00
27	1,00
30	1,00
33	1,00
36	1,00
39	1,00
42	1,00
45	1,00
48	1,00
51	1,00
54	1,00
57	1,00
60	1,00
63	1,25
66	1,25
69	1,25
72	1,25
75	18,75
78	18,75
81	18,75
84	18,75
Jumlah/*Total*	100

Perjanjian ini mencakup persyaratan tertentu yang membatasi KCE untuk tidak melakukan hal-hal tertentu yang tercantum dalam perjanjian dan memelihara rasio *Total Interest-Bearing Debt to Equity* tidak melebihi 1x.

The agreement contains certain covenants that restrict KCE in performing certain acts as stated in the agreement and maintaining Total Interest-Bearing Debt to Equity Ratio of KCE to not exceed 1x.

22. UTANG OBLIGASI / 22. BONDS PAYABLE

Rincian utang obligasi adalah sebagai berikut: / The details of bonds payable are as follows:

	31 Desember/ *December 31,* 2024	31 Desember/ *December 31,* 2023	
	US$ '000	US$ '000	
Obligasi Berkelanjutan IV Chandra Asri Petrochemical			Chandra Asri Petrochemical Shelf Registration Bonds IV
Tahap I Tahun 2022	123.149	128.982	Phase I Year 2022
Tahap II Tahun 2023	76.967	80.621	Phase II Year 2023
Tahap III Tahun 2023	61.558	64.457	Phase III Year 2023
Obligasi Berkelanjutan IV Chandra Asri Pacific			Chandra Asri Pacific Shelf Registration Bonds IV
Tahap IV Tahun 2024	92.280	-	Phase IV Year 2024
Obligasi Berkelanjutan III Chandra Asri Petrochemical			Chandra Asri Petrochemical Shelf Registration Bonds III
Tahap I Tahun 2020	29.099	30.461	Phase I Year 2020
Tahap III Tahun 2021	58.485	64.556	Phase III Year 2021
Tahap IV Tahun 2021	61.476	64.374	Phase IV Year 2021
Tahap V Tahun 2022	86.268	90.361	Phase V Year 2022
Obligasi Berkelanjutan II Chandra Asri Petrochemical			Chandra Asri Petrochemical Shelf Registration Bonds II
Tahap III Tahun 2020	46.395	48.565	Phase III Year 2020
Obligasi Berkelanjutan I Chandra Asri Petrochemical			Chandra Asri Petrochemical Shelf Registration Bonds I
Tahap I Tahun 2017	-	14.834	Phase I Year 2017
Tahap II Tahun 2018	18.422	19.313	Phase II Year 2018
Jumlah	654.099	606.524	Total
Bagian yang jatuh tempo dalam satu tahun	(86.949)	(18.077)	Current maturities
Utang obligasi - setelah dikurangi bagian yang jatuh tempo dalam satu tahun	567.150	588.447	Bonds payable - net of current maturities

Biaya perolehan diamortisasi utang obligasi adalah sebagai berikut: / The amortized cost of bonds payable are as follows:

	31 Desember/ *December 31,* 2024	31 Desember/ *December 31,* 2023	
	US$ '000	US$ '000	
Utang obligasi	654.099	606.524	Bonds payable
Biaya bunga yang masih harus dibayar	7.294	6.435	Accrued interest
Jumlah	661.393	612.959	Total

Biaya bunga yang masih harus dibayar dicatat dalam akun biaya yang masih harus dibayar. / The above accrued interest expenses is presented as accrued expenses.

Grup telah melakukan pembayaran utang obligasi sebesar US$ 19.340 ribu untuk tahun yang berakhir 31 Desember 2024 (31 Desember 2023: US$ 79.709 ribu). / The Group has made payment of bonds payable totalling US$ 19,340 thousand for the year ended December 31, 2024 (December 31, 2023: US$ 79,709 thousand).

Pada 31 Desember 2024 dan 2023, Perusahaan telah memenuhi syarat dan kondisi yang ditetapkan seluruh utang obligasi. / As of December 31, 2024 and 2023, the Company is in compliance with the terms and conditions of all the bonds payable.

Obligasi Berkelanjutan IV Chandra Asri Petrochemical / Chandra Asri Petrochemical Shelf Registration Bonds IV

Pada tanggal 29 Juli 2022, Perusahaan memperoleh pernyataan efektif dari OJK untuk menerbitkan Obligasi Berkelanjutan IV Chandra Asri Petrochemical dengan jumlah pokok sebesar Rp 8 triliun (setara dengan US$ 534.831 ribu) (Catatan 1c). Dalam rangka Obligasi Chandra Asri Petrochemical Berkelanjutan IV, Perusahaan telah menerbitkan: / On July 29, 2022, the Company obtained notice of effectivity from OJK to issue Chandra Asri Petrochemical Shelf Registration Bonds IV with principal amounted to Rp 8 trillion (equivalent to US$ 534,831 thousand) (Notes 1c). In relation to Chandra Asri Petrochemical Shelf Registration Bonds IV, the Company has issued:

- Obligasi Berkelanjutan IV Chandra Asri Petrochemical Tahap I Tahun 2022

Pada tanggal 9 Agustus 2022, Perusahaan melakukan penawaran umum atas Obligasi Berkelanjutan IV Chandra Asri Petrochemical Tahap I Tahun 2022 sebesar Rp 2 triliun (setara dengan US$ 134.093 ribu).

- Chandra Asri Petrochemical Shelf Registration Bonds IV Phase I Year 2022

On August 9, 2022, the Company made a Chandra Asri Petrochemical Shelf Registration Bonds IV Phase I Year 2022 public offering amounted to Rp 2 trillion (equivalent to US$ 134,093 thousand).

	31 Desember/ *December 31,* 2024	31 Desember/ *December 31,* 2023	
	US$ '000	US$ '000	
Seri A (5 tahun)	88.259	92.530	Series A (5 years)
Seri B (7 tahun)	21.470	22.509	Series B (7 years)
Seri C (10 tahun)	14.017	14.696	Series C (10 years)
Bersih	123.746	129.735	Net
Biaya pinjaman yang belum diamortisasi	(597)	(753)	Unamortized transaction costs
Bagian jangka panjang	123.149	128.982	Long-term portion

Pelunasan Obligasi Seri A, Seri B, dan Seri C masing-masing akan dilakukan pada 3 Agustus 2027, 3 Agustus 2029, dan 3 Agustus 2032.

Bond repayments of Series A, Series B, and Series C are due on August 3, 2027, August 3, 2029, and August 3, 2032, respectively.

Tingkat bunga per tahun untuk Seri A, Seri B dan Seri C masing-masing sebesar 8,00%, 8,60% dan 9,30%, yang dibayarkan setiap triwulan.

Annual interest rates of Series A, Series B and Series C Bonds are 8.00%, 8.60% and 9.30%, respectively that are paid on quarterly basis.

Obligasi ini memperoleh pemeringkatan "AA-" dari PT Pemeringkat Efek Indonesia (PEFINDO) berdasarkan surat penegasan atas pemeringkatan tanggal 14 Mei 2024.

The bond obtained a bond rating of "AA-" from PT Pemeringkat Efek Indonesia (PEFINDO) based on confirmation letter related to rating on May 14, 2024.

PT Kustodian Sentral Efek Indonesia bertindak sebagai agen pembayaran, PT Bank Tabungan Negara (Persero) Tbk sebagai Wali Amanat, PT BCA Sekuritas, PT BNI Sekuritas, PT BRI Danareksa Sekuritas, PT DBS Vickers Sekuritas Indonesia dan PT Mandiri Sekuritas sebagai Penjamin Emisi dan Pelaksana Efek.

PT Kustodian Sentral Efek Indonesia acts as payment agent facility, PT Bank Tabungan Negara (Persero) Tbk acts as Trustee Agent, PT BCA Sekuritas, PT BNI Sekuritas, PT BRI Danareksa Sekuritas, PT DBS Vickers Sekuritas Indonesia and PT Mandiri Sekuritas act as Underwriters and Arrangers.

Secara bersamaan, Perusahaan juga telah melakukan perjanjian *swap* suku bunga dan mata uang atas Seri A dan Seri B obligasi tersebut dari Rupiah menjadi Dolar Amerika Serikat pada setiap tanggal pembayaran bunga dan pokok.

Simultaneously, the Company has entered into cross currency-interest rate swap to fix the interest rate and currency of the Series A and Series B of the bonds from Rupiah to United States Dollar on every interest and principal payment date.

Perusahaan diwajibkan untuk memelihara rasio jumlah utang konsolidasian yang dikenakan bunga dan ekuitas tidak lebih dari 1:1.

The Company is required to maintain the following ratio of consolidated interest bearing liabilities and equity shall not exceed 1:1.

- Obligasi Berkelanjutan IV Chandra Asri Petrochemical Tahap II Tahun 2023

Pada tanggal 1 Maret 2023, Perusahaan melakukan penawaran umum atas Obligasi Berkelanjutan IV Chandra Asri Petrochemical Tahap II Tahun 2023 sebesar Rp 1,25 Triliun (setara dengan US$ 82.021 ribu).

- Chandra Asri Petrochemical Shelf Registration Bonds IV Phase II Year 2023

On March 1, 2023, the Company made a Chandra Asri Petrochemical Shelf Registration Bonds IV Phase II Year 2023 public offering amounted to Rp 1.25 trillion (equivalent to US$ 82,021 thousand).

	31 Desember/ *December 31,* 2024	31 Desember/ *December 31,* 2023	
	US$ '000	US$ '000	
Seri A (5 tahun)	63.275	66.337	Series A (5 years)
Seri B (7 tahun)	14.067	14.748	Series B (7 years)
Bersih	77.342	81.085	Net
Biaya pinjaman yang belum diamortisasi	(375)	(464)	Unamortized transaction costs
Bagian jangka panjang	76.967	80.621	Long-term portion

Pelunasan Obligasi Seri A dan Seri B masing-masing akan dilakukan pada 28 Februari 2028 dan 28 Februari 2030.

Bond repayments of Series A and Series B are due on February 28, 2028 and February 28, 2030, respectively.

Tingkat bunga per tahun untuk Seri A dan Seri B masing-masing sebesar 8,40% dan 8,90%, yang dibayarkan setiap triwulan.

Annual interest rates of Series A and Series B Bonds are 8.40% and 8.90%, respectively that are paid on a quarterly basis.

Obligasi ini memperoleh pemeringkatan "AA-" dari PT Pemeringkat Efek Indonesia (PEFINDO) berdasarkan surat penegasan atas pemeringkatan tanggal 14 Mei 2024.

The bond obtained a bond rating of "AA-" from PT Pemeringkat Efek Indonesia (PEFINDO) based on confirmation letter related to rating on May 14, 2024.

PT Kustodian Sentral Efek Indonesia bertindak sebagai agen pembayaran, PT Bank Tabungan Negara (Persero) Tbk sebagai Wali Amanat, PT BCA Sekuritas, PT BNI Sekuritas, PT BRI Danareksa Sekuritas, PT RHB Sekuritas Indonesia dan PT UOB Kay Hian Sekuritas sebagai Penjamin Emisi dan Pelaksana Efek.

PT Kustodian Sentral Efek Indonesia acts as payment agent facility, PT Bank Tabungan Negara (Persero) Tbk acts as Trustee Agent, PT BCA Sekuritas, PT BNI Sekuritas, PT BRI Danareksa Sekuritas, PT RHB Sekuritas Indonesia and PT UOB Kay Hian Sekuritas act as Underwriters and Arrangers.

Secara bersamaan, Perusahaan juga telah melakukan perjanjian *swap* suku bunga dan mata uang atas Seri B obligasi tersebut dari Rupiah menjadi Dolar Amerika Serikat pada setiap tanggal pembayaran bunga dan pokok.

Simultaneously, the Company has entered into cross currency-interest rate swap to fix the interest rate and currency of the Series B of the bonds from Rupiah to United States Dollar on every interest and principal payment date.

Perusahaan diwajibkan untuk memelihara rasio jumlah utang konsolidasian yang dikenakan bunga (tanpa memperhitungkan bagian pinjaman berbasis *non-recourse*) dan ekuitas tidak lebih dari 1:1. Pinjaman *non-recourse* merupakan pinjaman CDI yang diperoleh dari PT Bank Mandiri (Persero) Tbk dan PT Bank OCBC NISP Tbk serta pinjaman KCE yang diperoleh dari PT Bank Central Asia Tbk (Catatan 21).

The Company is required to maintain the following ratio of consolidated interest bearing liabilities (without considering the non-recourse borrowing) and equity shall not exceed 1:1. Non-recourse borrowing refers to CDI's borrowing obtained from PT Bank Mandiri (Persero) Tbk and PT Bank OCBC NISP Tbk and KCE's borrowing obtained from PT Bank Central Asia Tbk (Note 21).

– Obligasi Berkelanjutan IV Chandra Asri Petrochemical Tahap III Tahun 2023

- Chandra Asri Petrochemical Shelf Registration Bonds IV Phase III Year 2023

Pada tanggal 22 September 2023, Perusahaan melakukan penawaran umum atas Obligasi Berkelanjutan IV Chandra Asri Petrochemical Tahap III Tahun 2023 sebesar Rp 1 Triliun (setara dengan US$ 64.868 ribu).

On September 22, 2023, the Company made a Chandra Asri Petrochemical Shelf Registration Bonds IV Phase III Year 2023 public offering amounted to Rp 1 trillion (equivalent to US$ 64,868 thousand).

	31 Desember/ *December 31,* 2024 US$ '000	31 Desember/ *December 31,* 2023 US$ '000	
Seri A (3 tahun)	22.366	23.448	Series A (3 years)
Seri B (5 tahun)	33.088	34.689	Series B (5 years)
Seri C (7 tahun)	6.420	6.731	Series C (7 years)
Bersih	61.874	64.868	Net
Biaya pinjaman yang belum diamortisasi	(316)	(411)	Unamortized transaction costs
Bagian jangka panjang	61.558	64.457	Long-term portion

Pelunasan Obligasi Seri A, Seri B, dan Seri C masing-masing akan dilakukan pada 27 September 2026, 27 September 2028, dan 27 September 2030.

Bond repayments of Series A, Series B, and Series C are due on September 27, 2026, September 27, 2028, and September 27, 2030 respectively.

Tingkat bunga per tahun untuk Seri A, Seri B, dan Seri C masing-masing sebesar 7,00%, 7,50%, dan 8,00%, yang dibayarkan setiap triwulan.

Annual interest rates of Series A, Series B, and Series C Bonds are 7.00%, 7.50%, and 8.00%, respectively that are paid on a quarterly basis.

Obligasi ini memperoleh pemeringkatan "AA-" dari PT Pemeringkat Efek Indonesia (PEFINDO) berdasarkan surat penegasan atas pemeringkatan tanggal 14 Mei 2024.

The bond obtained a bond rating of "AA-" from PT Pemeringkat Efek Indonesia (PEFINDO) based on confirmation letter related to rating on May 14, 2024.

PT Kustodian Sentral Efek Indonesia bertindak sebagai agen pembayaran, PT Bank Tabungan Negara (Persero) Tbk sebagai Wali Amanat, PT BCA Sekuritas, PT BNI Sekuritas, PT BRI Danareksa Sekuritas, PT OCBC Sekuritas Indonesia dan PT UOB Kay Hian Sekuritas sebagai Penjamin Emisi dan Pelaksana Efek.

PT Kustodian Sentral Efek Indonesia acts as payment agent facility, PT Bank Tabungan Negara (Persero) Tbk acts as Trustee Agent, PT BCA Sekuritas, PT BNI Sekuritas, PT BRI Danareksa Sekuritas, PT OCBC Sekuritas Indonesia and PT UOB Kay Hian Sekuritas act as Underwriters and Arrangers.

Secara bersamaan, Perusahaan juga telah melakukan perjanjian *swap* suku bunga dan mata uang atas Seri A dan Seri B obligasi tersebut dari Rupiah menjadi Dolar Amerika Serikat pada setiap tanggal pembayaran bunga dan pokok.

Simultaneously, the Company has entered into cross currency-interest rate swap to fix the interest rate and currency of the Series A and Series B of the bonds from Rupiah to United States Dollar on every interest and principal payment date.

Perusahaan diwajibkan untuk memelihara rasio jumlah utang konsolidasian yang dikenakan bunga (tanpa memperhitungkan bagian pinjaman berbasis *non-recourse*) dan ekuitas tidak lebih dari 1:1. Pinjaman *non-recourse* merupakan pinjaman CDI yang diperoleh dari PT Bank Mandiri (Persero) Tbk dan PT Bank OCBC NISP Tbk serta pinjaman KCE yang diperoleh dari PT Bank Central Asia Tbk (Catatan 21).

The Company is required to maintain the following ratio of consolidated interest bearing liabilities (without considering the non-recourse borrowing) and equity shall not exceed 1:1. Non-recourse borrowing refers to CDI's borrowing obtained from PT Bank Mandiri (Persero) Tbk and PT Bank OCBC NISP Tbk and KCE's borrowing obtained from PT Bank Central Asia Tbk (Note 21).

– Obligasi Berkelanjutan IV Chandra Asri Pacific Tahap IV Tahun 2024

- Chandra Asri Pacific Shelf Registration Bonds IV Phase IV Year 2024

Pada tanggal 27 Februari 2024, Perusahaan melakukan penawaran umum atas Obligasi Berkelanjutan IV Chandra Asri Pacific Tahap IV Tahun 2024 sebesar Rp 1.5 Triliun (setara dengan US$ 92.811 ribu).

On February 27, 2024, the Company made a Chandra Asri Pacific Shelf Registration Bonds IV Phase IV Year 2024 public offering amounted to Rp 1,5 trillion (equivalent to US$ 92,811 thousand).

	31 Desember/ *December 31,* 2024	
	US$ '000	
Seri A (3 tahun)	33.559	Series A (3 years)
Seri B (5 tahun)	25.789	Series B (5 years)
Seri C (7 tahun)	33.463	Series C (7 years)
Bersih	92.811	Net
Biaya pinjaman yang belum diamortisasi	(531)	Unamortized transaction costs
Bagian jangka panjang	92.280	Long-term portion

Pelunasan Obligasi Seri A, Seri B, dan Seri C masing-masing akan dilakukan pada 1 Maret 2027, 1 Maret 2029, dan 1 Maret 2031.

Bond repayments of Series A, Series B, and Series C are due on March 1, 2027, March 1, 2029, and March 1, 2031 respectively.

Tingkat bunga per tahun untuk Seri A, Seri B, dan Seri C masing-masing sebesar 7,95%, 8,25%, dan 8,75%, yang dibayarkan setiap triwulan.

Annual interest rates of Series A, Series B, and Series C Bonds are 7.95%, 8.25%, and 8.75%, respectively that are paid on a quarterly basis.

Obligasi ini memperoleh pemeringkatan "AA-" dari PT Pemeringkat Efek Indonesia (PEFINDO) berdasarkan surat penegasan atas pemeringkatan tanggal 14 Mei 2024.

The bond obtained a bond rating of "AA-" from PT Pemeringkat Efek Indonesia (PEFINDO) based on confirmation letter related to rating on May 14, 2024.

PT Kustodian Sentral Efek Indonesia bertindak sebagai agen pembayaran, PT Bank Tabungan Negara (Persero) Tbk sebagai Wali Amanat, PT BCA Sekuritas, PT BNI Sekuritas, PT BRI Danareksa Sekuritas, PT DBS Vickers Sekuritas Indonesia, PT KB Valbury Sekuritas, PT RHB Sekuritas Indonesia, PT Sucor Sekuritas, dan PT UOB Kay Hian Sekuritas sebagai Penjamin Emisi dan Pelaksana Efek.

PT Kustodian Sentral Efek Indonesia acts as payment agent facility, PT Bank Tabungan Negara (Persero) Tbk acts as Trustee Agent, PT BCA Sekuritas, PT BNI Sekuritas, PT BRI Danareksa Sekuritas, PT DBS Vickers Sekuritas Indonesia, PT KB Valbury Sekuritas, PT RHB Sekuritas Indonesia, PT Sucor Sekuritas and PT UOB Kay Hian Sekuritas act as Underwriters and Arrangers.

Secara bersamaan, Perusahaan juga telah melakukan perjanjian *swap* suku bunga dan mata uang atas Seri A dan Seri B obligasi tersebut dari Rupiah menjadi Dolar Amerika Serikat pada setiap tanggal pembayaran bunga dan pokok.

Simultaneously, the Company has entered into cross currency-interest rate swap to fix the interest rate and currency of the Series A and Series B of the bonds from Rupiah to United States Dollar on every interest and principal payment date.

Perusahaan diwajibkan untuk memelihara rasio jumlah utang konsolidasian yang dikenakan bunga (tanpa memperhitungkan bagian pinjaman berbasis *non-recourse*) dan ekuitas tidak lebih dari 1:1. Pinjaman *non-recourse* merupakan pinjaman CDI yang diperoleh dari PT Bank Mandiri (Persero) Tbk dan pinjaman KCE yang diperoleh dari PT Bank Central Asia Tbk (Catatan 21).

The Company is required to maintain the following ratio of consolidated interest bearing liabilities (without considering the non-recourse borrowing) and equity shall not exceed 1:1. Non-recourse borrowing refers to CDI's borrowing obtained from PT Bank Mandiri (Persero) Tbk and KCE's borrowing obtained from PT Bank Central Asia Tbk (Note 21).

Obligasi Berkelanjutan III Chandra Asri Petrochemical

Pada tanggal 13 Agustus 2020, Perusahaan memperoleh pernyataan efektif dari OJK untuk menerbitkan Obligasi Berkelanjutan III Chandra Asri Petrochemical sebesar Rp 5 triliun (setara dengan US$ 336.089 ribu) (Catatan 1c). Dalam rangka Obligasi Chandra Asri Petrochemical Berkelanjutan III, Perusahaan telah menerbitkan:

Chandra Asri Petrochemical Shelf Registration Bonds III

On August 13, 2020, the Company obtained notice of effectivity from OJK to issue Chandra Asri Petrochemical Shelf Registration Bonds III with maximum amount of Rp 5 trillion (equivalent to US$ 336,089 thousand) (Note 1c). In relation to Chandra Asri Petrochemical Shelf Registration Bonds III, the Company has issued:

- Obligasi Berkelanjutan III Chandra Asri Petrochemical Tahap I Tahun 2020

  Pada tanggal 26 Agustus 2020, Perusahaan melakukan penawaran umum atas Obligasi Berkelanjutan III Chandra Asri Petrochemical Tahap I Tahun 2020 sebesar Rp 1 triliun (setara dengan US$ 68.325 ribu).

- Chandra Asri Petrochemical Shelf Registration Bonds III Phase I Year 2020

  On August 26, 2020, the Company made a Chandra Asri Petrochemical Shelf Registration Bonds III Phase I Year 2020 public offering amounted to Rp 1 trillion (equivalent to US$ 68,325 thousand).

	31 Desember/ *December 31,* 2024	31 Desember/ *December 31,* 2023	
	US$ '000	US$ '000	
Seri B (5 tahun)	22.132	23.203	Series B (5 years)
Seri C (7 tahun)	7.023	7.362	Series C (7 years)
Jumlah	29.155	30.565	Total
Biaya pinjaman yang belum diamortisasi	(56)	(104)	Unamortized transaction costs
Bersih	29.099	30.461	Net
Dikurangi bagian yang jatuh tempo dalam satu tahun	(22.132)	-	Less current maturity
Bagian jangka panjang	6.967	30.461	Long-term portion

Pelunasan Obligasi Seri B dan Seri C masing-masing akan dilakukan pada 26 Agustus 2025 dan 26 Agustus 2027.

Series B and Series C are due on August 26, 2025 and August 26, 2027, respectively.

Tingkat bunga per tahun untuk Seri B dan Seri C masing-masing sebesar 8,70% dan 9,20% yang dibayarkan setiap triwulan.

Annual interest rates of Series B and Series C Bonds are 8.70% and 9.20%, respectively that are paid on a quarterly basis.

Obligasi ini memperoleh pemeringkatan "AA-" dari PT Pemeringkat Efek Indonesia (PEFINDO) berdasarkan surat penegasan atas pemeringkatan tanggal 14 Mei 2024.

The bond obtained a bond rating of "AA-" from PT Pemeringkat Efek Indonesia (PEFINDO) based on confirmation letter related to rating on May 14, 2024.

PT Kustodian Sentral Efek Indonesia bertindak sebagai agen pembayaran, PT Bank Tabungan Negara (Persero) Tbk sebagai Wali Amanat, PT BCA Sekuritas dan PT Mandiri Sekuritas sebagai Penjamin Emisi dan Pelaksana Efek.

PT Kustodian Sentral Efek Indonesia acts as payment agent facility, PT Bank Tabungan Negara (Persero) Tbk acts as Trustee Agent, PT BCA Sekuritas and PT Mandiri Sekuritas act as Underwriters and Arrangers.

Secara bersamaan, Perusahaan juga telah melakukan perjanjian *swap* suku bunga dan mata uang atas Seri B dan Seri C obligasi tersebut dari Rupiah menjadi Dolar Amerika Serikat pada setiap tanggal pembayaran bunga dan pokok.

Simultaneously, the Company has entered into cross currency-interest rate swap to fix the interest rate and currency of the Series B and Series C of the bonds from Rupiah to United States Dollar on every interest and principal payment date.

- Obligasi Berkelanjutan III Chandra Asri Petrochemical Tahap II Tahun 2020

Pada tanggal 5 November 2020, Perusahaan melakukan penawaran umum atas Obligasi Berkelanjutan III Chandra Asri Petrochemical Tahap II Tahun 2020 sebesar Rp 600 miliar (setara dengan US$ 40.358 ribu).

Obligasi ini telah dilunasi seluruhnya pada 4 November 2023.

PT Kustodian Sentral Efek Indonesia bertindak sebagai agen pembayaran, PT Bank Tabungan Negara (Persero) Tbk sebagai Wali Amanat, PT Trimegah Sekuritas Indonesia Tbk dan PT CIMB Niaga Sekuritas sebagai Penjamin Emisi dan Pelaksana Efek.

- Chandra Asri Petrochemical Shelf Registration Bonds III Phase II Year 2020

On November 5, 2020, the Company made a Chandra Asri Petrochemical Shelf Registration Bonds III Phase II Year 2020 public offering amounted to Rp 600 billion (equivalent to US$ 40,358 thousand).

The Bonds has been fully repaid on November 4, 2023.

PT Kustodian Sentral Efek Indonesia acts as payment agent facility, PT Bank Tabungan Negara (Persero) Tbk acts as Trustee Agent, PT Trimegah Sekuritas Indonesia Tbk and PT CIMB Niaga Sekuritas act as Underwriters and Arrangers.

- Obligasi Berkelanjutan III Chandra Asri Petrochemical Tahap III Tahun 2021

Pada tanggal 16 April 2021, Perusahaan melakukan penawaran umum atas Obligasi Berkelanjutan III Chandra Asri Petrochemical Tahap III Tahun 2021 sebesar Rp 1 triliun (setara dengan US$ 68.339 ribu).

- Chandra Asri Petrochemical Shelf Registration Bonds III Phase III Year 2021

On April 16, 2021, the Company made a Chandra Asri Petrochemical Shelf Registration Bonds III Phase III Year 2021 public offering amounted to Rp 1 trillion (equivalent to US$ 68,339 thousand).

	31 Desember/ *December 31,* 2024 US$ '000	31 Desember/ *December 31,* 2023 US$ '000	
Seri A (3 tahun)	-	3.243	Series A (3 years)
Seri B (5 tahun)	36.379	38.139	Series B (5 years)
Seri C (7 tahun)	22.401	23.485	Series C (7 years)
Jumlah	58.780	64.867	Total
Biaya pinjaman yang belum diamortisasi	(295)	(311)	Unamortized transaction costs
Bersih	58.485	64.556	Net
Dikurangi bagian yang jatuh tempo dalam satu tahun	-	(3.243)	Less current maturity
Bagian jangka panjang	58.485	61.313	Long-term portion

Pelunasan Obligasi Seri A telah dilakukan pada tanggal 15 April 2024, sementara pelunasan Seri B dan Seri C akan dilakukan pada tanggal 15 April 2026 dan 15 April 2028.

Bonds repayment of Series A has been done on April 15, 2024, while the bond repayments of Series B and Series C due on April 15, 2026, and April 15, 2028.

Tingkat bunga per tahun untuk Seri B dan Seri C masing-masing sebesar 8,50% dan 9,00% yang dibayarkan setiap triwulan.

Annual interest rates of Series B and Series C Bonds are 8.50% and 9.00%, respectively that are paid on a quarterly basis.

Obligasi ini memperoleh pemeringkatan "AA-" dari PT Pemeringkat Efek Indonesia (PEFINDO) berdasarkan surat penegasan atas pemeringkatan tanggal 14 Mei 2024.

PT Kustodian Sentral Efek Indonesia bertindak sebagai agen pembayaran, PT Bank Tabungan Negara (Persero) Tbk sebagai Wali Amanat, PT Bahana Sekuritas sebagai agen penjualan, PT BCA Sekuritas dan PT DBS Vickers Sekuritas Indonesia sebagai Penjamin Emisi dan Pelaksana Efek.

Secara bersamaan, Perusahaan juga telah melakukan perjanjian *swap* suku bunga dan mata uang atas obligasi tersebut dari Rupiah menjadi Dolar Amerika Serikat pada setiap tanggal pembayaran bunga dan pokok.

The bond obtained a bond rating of "AA-" from PT Pemeringkat Efek Indonesia (PEFINDO) based on confirmation letter related to rating on May 14, 2024.

PT Kustodian Sentral Efek Indonesia acts as payment agent facility, PT Bank Tabungan Negara (Persero) Tbk acts as Trustee Agent, PT Bahana Sekuritas as securities brokerage, PT BCA Sekuritas and PT DBS Vickers Sekuritas Indonesia act as Underwriters and Arrangers.

Simultaneously, the Company has entered into cross currency-interest rate swap to fix the interest rate and currency of the bonds from Rupiah to United States Dollar on every interest and principal payment date.

- Obligasi Berkelanjutan III Chandra Asri Petrochemical Tahap IV Tahun 2021

Pada tanggal 1 November 2021, Perusahaan melakukan penawaran umum atas Obligasi Berkelanjutan III Chandra Asri Petrochemical Tahap IV Tahun 2021 sebesar Rp 1 triliun (setara dengan US$ 69.828 ribu).

- Chandra Asri Petrochemical Shelf Registration Bonds III Phase IV Year 2021

On November 1, 2021, the Company made a Chandra Asri Petrochemical Shelf Registration Bonds III Phase IV Year 2021 public offering amounted to Rp 1 trillion (equivalent to US$ 69,828 thousand).

	31 Desember/ *December 31,* 2024	31 Desember/ *December 31,* 2023	
	US$ '000	US$ '000	
Seri A (5 tahun)	16.517	17.316	Series A (5 years)
Seri B (7 tahun)	35.979	37.721	Series B (7 years)
Seri C (10 tahun)	9.377	9.831	Series C (10 years)
Jumlah	61.873	64.868	Total
Biaya pinjaman yang belum diamortisasi	(397)	(494)	Unamortized transaction costs
Bersih	61.476	64.374	Net

Pelunasan Obligasi Seri A, Seri B dan Seri C masing-masing akan dilakukan pada 29 Oktober 2026, 29 Oktober 2028 dan 29 Oktober 2031.

Tingkat bunga per tahun untuk Seri A, Seri B dan Seri C masing-masing sebesar 7,20%, 8,20% dan 9,00% yang dibayarkan setiap triwulan.

Obligasi ini memperoleh pemeringkatan "AA-" dari PT Pemeringkat Efek Indonesia (PEFINDO) berdasarkan surat penegasan atas pemeringkatan tanggal 14 Mei 2024.

PT Kustodian Sentral Efek Indonesia bertindak sebagai agen pembayaran, PT Bank Tabungan Negara (Persero) Tbk sebagai Wali Amanat, PT BCA Sekuritas, PT BNI Sekuritas, PT Shinhan Sekuritas Indonesia dan PT Sinarmas Sekuritas sebagai Penjamin Emisi dan Pelaksana Efek.

Secara bersamaan, Perusahaan juga telah melakukan perjanjian *swap* suku bunga dan mata uang atas obligasi tersebut dari Rupiah menjadi Dolar Amerika Serikat pada setiap tanggal pembayaran bunga dan pokok.

Bond repayments of Series A, Series B and Series C are due on October 29, 2026, October 29, 2028 and October 29, 2031, respectively.

Annual interest rates of Series A, Series B and Series C Bonds are 7.20%, 8.20% and 9.00%, respectively that are paid on a quarterly basis.

The bond obtained a bond rating of "AA-" from PT Pemeringkat Efek Indonesia (PEFINDO) based on confirmation letter related to rating on May 14, 2024.

PT Kustodian Sentral Efek Indonesia acts as payment agent facility, PT Bank Tabungan Negara (Persero) Tbk acts as Trustee Agent, PT BCA Sekuritas, PT BNI Sekuritas, PT Shinhan Sekuritas Indonesia and PT Sinarmas Sekuritas act as Underwriters and Arrangers.

Simultaneously, the Company has entered into cross currency-interest rate swap to fix the interest rate and currency of the obligation from Rupiah to United States Dollar on every interest and principal payment date.

- Obligasi Berkelanjutan III Chandra Asri Petrochemical Tahap V Tahun 2022

  Pada tanggal 9 Maret 2022, Perusahaan melakukan penawaran umum atas Obligasi Berkelanjutan III Chandra Asri Petrochemical Tahap V Tahap 2022 sebesar Rp 1,4 triliun (setara dengan US$ 97.568 ribu).

- Chandra Asri Petrochemical Shelf Registration Bonds III Phase V Year 2022

  On March 9, 2022, the Company made a Chandra Asri Petrochemical Shelf Registration Bonds III Phase V Year 2022 public offering amounted to Rp 1.4 trillion (equivalent to US$ 97,568 thousand).

	31 Desember/ *December 31,* 2024	31 Desember/ *December 31,* 2023	
	US$ '000	US$ '000	
Seri A (5 tahun)	53.211	55.786	Series A (5 years)
Seri B (7 tahun)	18.562	19.460	Series B (7 years)
Seri C (10 tahun)	14.850	15.568	Series C (10 years)
Jumlah	86.623	90.814	Total
Biaya pinjaman yang belum diamortisasi	(355)	(453)	Unamortized transaction costs
Bagian jangka panjang	86.268	90.361	Long-term portion

Pelunasan Obligasi Seri A, Seri B dan Seri C masing-masing akan dilakukan pada 8 Maret 2027, 8 Maret 2029 dan 8 Maret 2032.

Bond repayments of Series A, Series B and Series C are due on March 8, 2027, March 8, 2029 and March 8, 2032, respectively.

Tingkat bunga per tahun untuk Seri A, Seri B dan Seri C masing-masing sebesar 7,20%, 8,10% dan 8,80% yang dibayarkan setiap triwulan.

Annual interest rates of Series A, Series B and Series C Bonds are 7.20%, 8.10% and 8.80%, respectively that are paid on a quarterly basis.

Obligasi ini memperoleh pemeringkatan "AA-" dari PT Pemeringkat Efek Indonesia (PEFINDO) berdasarkan surat penegasan atas pemeringkatan tanggal 14 Mei 2024.

The bond obtained a bond rating of "AA-" from PT Pemeringkat Efek Indonesia (PEFINDO) based on confirmation letter related to rating on May 14, 2024.

PT Kustodian Sentral Efek Indonesia bertindak sebagai agen pembayaran, PT Bank Tabungan Negara (Persero) Tbk sebagai Wali Amanat, PT BCA Sekuritas, PT BNI Sekuritas, PT BRI Danareksa Sekuritas, PT CIMB Niaga Sekuritas dan PT DBS Vickers Sekuritas Indonesia sebagai Penjamin Emisi dan Pelaksana Efek.

PT Kustodian Sentral Efek Indonesia acts as payment agent facility, PT Bank Tabungan Negara (Persero) Tbk acts as Trustee Agent, PT BCA Sekuritas, PT BNI Sekuritas, PT BRI Danareksa Sekuritas, PT CIMB Niaga Sekuritas and PT DBS Vickers Sekuritas Indonesia act as Underwriters and Arrangers.

Secara bersamaan, Perusahaan juga telah melakukan perjanjian *swap* suku bunga dan mata uang atas obligasi tersebut dari Rupiah menjadi Dolar Amerika Serikat pada setiap tanggal pembayaran bunga dan pokok.

Simultaneously, the Company has entered into cross currency-interest rate swap to fix the interest rate and currency of the obligation from Rupiah to United States Dollar on every interest and principal payment date.

Perjanjian ini mencakup persyaratan tertentu yang membatasi Perusahaan untuk tidak melakukan hal-hal tertentu yang tercantum dalam perjanjian.

The agreement contains certain covenants that restrict the Company in performing certain acts as stated in the agreement.

Perusahaan diwajibkan untuk memelihara rasio jumlah utang konsolidasian yang dikenakan bunga dan ekuitas tidak lebih dari 1:1.

The Company is required to maintain the following ratio of consolidated interest bearing liabilities and equity shall not exceed 1:1.

Obligasi Berkelanjutan II Chandra Asri Petrochemical

Chandra Asri Petrochemical Shelf Registration Bonds II

Pada tanggal 13 Desember 2018, Perusahaan memperoleh pernyataan efektif dari OJK untuk menerbitkan Obligasi Berkelanjutan II Chandra Asri Petrochemical sebesar Rp 2 triliun (setara dengan US$ 137.589 ribu) (Catatan 1c). Dalam rangka Obligasi Chandra Asri Petrochemical Berkelanjutan II, Perusahaan telah menerbitkan:

On December 13, 2018, the Company obtained notice of effectivity from OJK to issue Chandra Asri Petrochemical Shelf Registration Bonds II with maximum amount of Rp 2 trillion (equivalent to US$ 137,589 thousand) (Note 1c). In relation to Chandra Asri Petrochemical Shelf Registration Bonds II, the Company has issued:

- Obligasi Berkelanjutan II Chandra Asri Petrochemical Tahap III Tahun 2020

  Pada tanggal 7 Februari 2020, Perusahaan melakukan penawaran umum atas Obligasi Berkelanjutan II Chandra Asri Petrochemical Tahap III Tahun 2020 sebesar Rp 750 miliar (setara dengan US$ 54.829 ribu).

- Chandra Asri Petrochemical Shelf Registration Bonds II Phase III Year 2020

  On February 7, 2020, the Company made a Chandra Asri Petrochemical Shelf Registration Bonds II Phase III Year 2020 public offering amounted to Rp 750 billion (equivalent to US$ 54,829 thousand).

	31 Desember/ *December 31,* 2024	31 Desember/ *December 31,* 2023	
	US$ '000	US$ '000	
Nilai nominal	46.405	48.651	Principal amount
Biaya pinjaman yang belum diamortisasi	(10)	(86)	Unamortized transaction costs
Bersih	46.395	48.565	Net
Dikurangi bagian yang jatuh tempo dalam satu tahun	(46.395)	-	Less current maturity
Bersih	-	48.565	Net

Pelunasan Obligasi akan dilakukan pada 12 Februari 2025. Tingkat bunga per tahun sebesar 8,70% yang dibayarkan setiap triwulan.

Obligasi ini memperoleh pemeringkatan "AA-" dari PT Pemeringkat Efek Indonesia (PEFINDO) berdasarkan surat penegasan atas pemeringkatan tanggal 14 Mei 2024.

PT Kustodian Sentral Efek Indonesia bertindak sebagai agen pembayaran, PT Bank Tabungan Negara (Persero) Tbk sebagai Wali Amanat, PT BCA Sekuritas dan PT Mandiri Sekuritas sebagai Penjamin Emisi dan Pelaksana Efek.

Secara bersamaan, Perusahaan juga telah melakukan perjanjian *swap* suku bunga dan mata uang atas obligasi tersebut dari Rupiah menjadi Dolar Amerika Serikat setiap tanggal pembayaran bunga dan pokok.

Bond repayments are due on February 12, 2025. Annual interest rate is 8.70%, that is paid on a quarterly basis.

The bond obtained a bond rating of "AA-" from PT Pemeringkat Efek Indonesia (PEFINDO) based on confirmation letter related to rating on May 14, 2024.

PT Kustodian Sentral Efek Indonesia acts as payment agent facility, PT Bank Tabungan Negara (Persero) Tbk acts as Trustee Agent, PT BCA Sekuritas and PT Mandiri Sekuritas act as Underwriters and Arrangers.

Simultaneously, the Company has entered into cross currency-interest rate swap to fix the interest rate and currency of the obligation from Rupiah to United States Dollar on every interest and principal payment date.

Perjanjian ini mencakup persyaratan tertentu yang membatasi Perusahaan untuk tidak melakukan hal-hal tertentu yang tercantum dalam perjanjian.

The agreement contains certain covenants that restrict the Company in performing certain acts as stated in the agreement.

Perusahaan diwajibkan untuk memelihara rasio jumlah utang konsolidasian yang dikenakan bunga dan Ekuitas tidak lebih dari 1:1.

The Company is required to maintain the following ratio of consolidated interest bearing liabilities and Equity shall not exceed 1:1.

Obligasi Berkelanjutan I Chandra Asri Petrochemical

Pada tanggal 4 Desember 2017, Perusahaan memperoleh pernyataan efektif dari OJK untuk menerbitkan Obligasi Chandra Asri Petrochemical Berkelanjutan I sebanyak-banyaknya sebesar Rp 1 triliun (setara dengan US$ 73.926 ribu) (Catatan 1c). Dalam rangka Obligasi Chandra Asri Petrochemical Berkelanjutan I, Perusahaan telah menerbitkan:

Chandra Asri Petrochemical Shelf Registration Bonds I

On December 4, 2017, the Company obtained notice of effectivity from OJK to issue Chandra Asri Petrochemical Shelf Registration Bonds I with maximum amount of Rp 1 trillion (equivalent to US$ 73,926 thousand) (Note 1c). In relation to Chandra Asri Petrochemical Shelf Registration Bonds I, the Company has issued:

– Obligasi Berkelanjutan I Chandra Asri Petrochemical Tahap I Tahun 2017

Pada tanggal 12 Desember 2017, Perusahaan melakukan penawaran umum atas Obligasi Berkelanjutan I Chandra Asri Petrochemical Tahap I dengan menerbitkan Obligasi Seri A sebesar Rp 150 miliar (setara dengan US$ 11.038 ribu), Seri B sebesar Rp 120,25 miliar (setara dengan US$ 8.849 ribu) dan Seri C sebesar Rp 229,75 miliar (setara dengan US$ 16.907 ribu).

– Chandra Asri Petrochemical Shelf Registration Bonds I Phase I Year 2017

On December 12, 2017, the Company made a Chandra Asri Petrochemical Shelf Registration Bonds I Phase I public offering with issuance of Series A Bonds amounted to Rp 150 billion (equivalent to US$ 11,038 thousand), Series B amounting to Rp 120.25 billion (equivalent to US$ 8,849 thousand) and Series C amounting to Rp 229.75 billion (equivalent to US$ 16,907 thousand).

	31 Desember/ *December 31,* 2023 US$ '000	
Seri C (7 tahun)	14.903	Series C (7 years)
Biaya pinjaman yang belum diamortisasi	(69)	Unamortized transaction costs
Bersih	14.834	Net
Dikurangi bagian yang jatuh tempo dalam satu tahun	(14.834)	Less current maturity
Bagian jangka panjang	-	Long-term portion

Pelunasan Obligasi telah dilakukan pada 12 Desember 2024.

Bond repayments have been done on December 12, 2024.

Pinjaman ini dijamin dengan fidusia mesin milik Perusahaan.

The facility is secured by fiduciary machineries owned by the Company.

– Obligasi Berkelanjutan I Chandra Asri Petrochemical Tahap II Tahun 2018

Pada tanggal 2 Maret 2018, Perusahaan melakukan penawaran umum atas Obligasi Chandra Asri Petrochemical Berkelanjutan I Tahap II Tahun 2018 dengan menerbitkan Obligasi Seri A sebesar Rp 100 miliar (setara dengan US$ 7.275 ribu), Seri B sebesar Rp 100 miliar (setara dengan US$ 7.275 ribu) dan Seri C sebesar Rp 300 miliar (setara dengan US$ 21.825 ribu).

– Chandra Asri Petrochemical Shelf Registration Bonds I Phase II Year 2018

On March 2, 2018, the Company made a Chandra Asri Petrochemical Shelf Registration Bonds I Phase II Year 2018 public offering with issuance of Series A Bonds amounted to Rp 100 billion (equivalent to US$ 7,275 thousand), Series B amounted to Rp 100 billion (equivalent to US$ 7,275 thousand) and Series C amounted to Rp 300 billion (equivalent to US$ 21,825 thousand).

	31 Desember/ *December 31,* 2024 US$ '000	31 Desember/ *December 31,* 2023 US$ '000	
Seri C (7 tahun)	18.562	19.460	Series C (7 years)
Jumlah	18.562	19.460	Total
Biaya perolehan pinjaman yang belum diamortisasi	(140)	(147)	Unamortized transaction costs
Bersih	18.422	19.313	Net
Dikurangi bagian yang jatuh tempo dalam satu tahun	(18.422)	-	Less current maturity
Bagian jangka panjang	-	19.313	Long-term portion

Pelunasan Seri C akan dilakukan pada tanggal 1 Maret 2025.

Bonds repayment of Series C due on March 1, 2025.

Tingkat bunga per tahun untuk Obligasi Seri C sebesar 9,00% yang dibayarkan setiap triwulan.

Annual interest rates of Series C Bonds are 9.00% that are paid on a quarterly basis.

Obligasi ini memperoleh pemeringkatan "AA-" dari PT Pemeringkat Efek Indonesia (PEFINDO) berdasarkan surat penegasan atas pemeringkatan tanggal 21 Nopember 2024.

The bond obtained a bond rating of "AA-" from PT Pemeringkat Efek Indonesia (PEFINDO) based on confirmation letter related to rating on November 21, 2024.

Pinjaman ini dijamin dengan 2 bidang tanah di Kelurahan Gunung Sugih dan fidusia mesin milik Perusahaan.

Secara bersamaan, Perusahaan juga telah melakukan perjanjian *swap* suku bunga dan mata uang atas obligasi tersebut dari Rupiah menjadi Dolar Amerika Serikat pada setiap tanggal pembayaran bunga dan pokok.

PT Kustodian Sentral Efek Indonesia bertindak sebagai agen pembayaran, PT Bank Tabungan Negara (Persero) Tbk sebagai Wali Amanat, PT BCA Sekuritas dan PT DBS Vickers Sekuritas Indonesia sebagai Penjamin Emisi dan Pelaksana Efek.

Dana yang diperoleh dari pinjaman sebagian digunakan untuk pelunasan pinjaman jangka panjang.

Perjanjian ini mencakup persyaratan tertentu yang membatasi Perusahaan untuk tidak melakukan hal-hal tertentu yang tercantum dalam perjanjian.

Perusahaan diwajibkan untuk memelihara rasio jumlah utang konsolidasian yang dikenakan bunga dan Ekuitas tidak lebih dari 1:1.

The facility is secured by, among others, 2 Land Mortgages at Kelurahan Gunung Sugih and fiduciary machineries owned by the Company.

Simultaneously, the Company has entered into cross currency-interest swap to fix the interest rate and currency of the bonds from Rupiah to United States Dollar on every interest and principal payment date.

PT Kustodian Sentral Efek Indonesia acts as payment agent facility, PT Bank Tabungan Negara (Persero) Tbk acts as Trustee Agent, PT BCA Sekuritas and PT DBS Vickers Sekuritas Indonesia act as Underwriters and Arrangers.

Proceeds from bonds were utilized to partially refinance the outstanding long-term loan.

The agreement contains certain covenants that restrict the Company in performing certain acts as stated in the agreement.

The Company is required to maintain the following ratio of consolidated interest-bearing liabilities and Equity shall not exceed 1:1.

23. LIABILITAS IMBALAN KERJA

a. Program Pensiun Iuran Pasti

Perusahaan, CDI, CAP2, CAA dan CPN

Perusahaan, CDI, CAP2, CAA dan CPN menyelenggarakan program pensiun iuran pasti untuk seluruh karyawan tetap yang dikelola oleh PT Asuransi Jiwa Manulife Indonesia, Dana Pensiun Lembaga Keuangan. Iuran ini berasal dari 4% gaji pokok yang dibayarkan karyawan, sedangkan sisanya sebesar 7,5% dibayarkan oleh Perusahaan untuk gaji pokok maksimum Rp 5.000 ribu per bulan.

KCE

Program pensiun KCE tersebut dikelola oleh Dana Pensiun Krakatau Steel ("DPKS"), pihak berelasi dari KCE, yang didirikan berdasarkan Surat Keputusan Menteri Keuangan No. KEP-121/KM.17/1998 tanggal 16 Maret 1998.

Pada tanggal 19 Juni 2020, PT Krakatau Steel (Persero) Tbk ("PT KS") dan perhimpunan pensiunan menandatangani nota kesepakatan yang menyetujui perubahan Peraturan Dana Pensiun di DPKS sehubungan dengan penghapusan kenaikan manfaat sebesar 5% per tahun. Perubahan program pensiun manfaat pasti ini telah disahkan oleh Otoritas Jasa Keuangan ("OJK") pada tanggal 27 November 2020.

23. EMPLOYEE BENEFITS OBLIGATION

a. Contributory Pension Plan

Company, CDI, CAP2, CAA and CPN

The Company, CDI, CAP2, CAA and CPN provide contributory pension plan for all of their permanent employees, which is managed by PT Asuransi Jiwa Manulife Indonesia, Trustee-Administrated Fund. Contribution to the pension plan consists of a payment of 4% of basic salary paid by the employee, and 7.5% contributed by the Company for the maximum basic salary of Rp 5,000 thousand per month.

KCE

The pension plan of KCE is managed by Dana Pensiun Krakatau Steel ("DPKS"), a related party of KCE, which was established based on the Minister of Finance Decision Letter No. KEP-121/KM.17/1998 dated March 16, 1998.

On June 19, 2020, PT Krakatau Steel (Persero) Tbk ("PT KS") and pensioners association entered into a memorandum of understanding which agreed to amend Pension Fund Regulations in DPKS relating to the removal of the increment rate of 5% per annum. The changes in the defined benefit pension program have been ratified by Financial Services Authority ("OJK") on November 27, 2020.

Akumulasi iuran pensiun Grup yang timbul dari program pensiun iuran pasti adalah sebesar US$ 3.593 ribu pada 31 Desember 2024 (31 Desember 2023: US$ 3.836 ribu).

The Group's accumulated pension expense arising from the contributory pension plan amounted to US$ 3,593 thousand as of December 31, 2024 (December 31, 2023: US$ 3,836 thousand).

b. Program Pensiun Imbalan Pasti

b. Defined Benefit Pension Plan

Grup menghitung dan membukukan imbalan kerja imbalan pasti untuk karyawan yang berhak sesuai dengan Undang-Undang Ketenagakerjaan No. 13/2003 tanggal 25 Maret 2003. Jumlah karyawan yang berhak atas imbalan kerja tersebut sebanyak 2.128 pada tanggal 31 Desember 2024 (31 Desember 2023: 2.122) (tidak diaudit).

The Group calculates and records estimated defined employment benefits for its qualifying employees in accordance with Labor Law No. 13/2003 dated March 25, 2003. The number of employees entitled to the benefits is 2,128 as of December 31, 2024 (December 31, 2023: 2,122) (unaudited).

Program pensiun imbalan pasti memberikan eksposur Grup terhadap risiko aktuarial seperti risiko tingkat bunga dan risiko gaji.

The defined benefit pension plan typically expose the Group to actuarial risks such as interest rate risk and salary risk.

Risiko Tingkat Bunga

Penurunan suku bunga obligasi akan meningkatkan liabilitas program; namun, sebagian akan di*offset* (saling hapus) oleh peningkatan imbal hasil atas investasi instrumen utang.

Interest Risk

A decrease in the bond interest rate will increase the plan liability; however, this will be partially offset by an increase in the return on the plan's debt investments.

Risiko Gaji

Nilai kini kewajiban imbalan pasti dihitung dengan mengacu pada gaji masa depan peserta program. Dengan demikian, kenaikan gaji peserta program akan meningkatkan liabilitas program itu.

Salary Risk

The present value of the defined benefit plan liability is calculated by reference to the future salaries of plan participants. As such, an increase in the salary of the plan participants will increase the plan's liability.

Beban imbalan pasti yang diakui di penghasilan komprehensif adalah sebagai berikut:

Amounts recognized in comprehensive income in respect of the defined benefit pension plan are as follows:

	2024 US$ '000	2023 US$ '000	
Biaya jasa:			Service costs:
Biaya jasa kini	3.199	3.100	Current service costs
Biaya jasa lalu	(584)	-	Past service cost
Biaya bunga - bersih	2.810	2.797	Interest costs - net
Kerugian aktuaria untuk imbalan jangka panjang lain	-	14	Actuarial loss on other long term benefit
Komponen dari biaya imbalan pasti yang diakui dalam laba rugi	5.425	5.911	Components of defined benefit costs recognised in profit or loss
Pengukuran kembali liabilitas imbalan pasti - neto:			Remeasurement on the net defined benefit liability:
Keuntungan dan kerugian aktuarial yang timbul dari perubahan asumsi	(2.346)	1.024	Actuarial gains and losses arising from changes in assumptions
Imbal hasil aset program	140	93	Return on plan assets
Komponen dari biaya imbalan pasti yang diakui dalam penghasilan komprehensif lain	(2.206)	1.117	Components of defined benefit costs recognised in other comprehensive income
Jumlah	3.219	7.028	Total

Beban dicatat sebagai bagian dari beban gaji, tunjangan dan kesejahteraan karyawan, pada beban umum dan administrasi.

Expenses are included in salaries, allowance and employee benefits expenses, under the general and administrative expenses.

Liabilitas Grup sehubungan dengan program pensiun imbalan pasti yang termasuk dalam laporan posisi keuangan konsolidasian adalah sebagai berikut:

The amounts included in the consolidated statement of financial position arising from the Group's obligation in respect of the defined benefits plans are as follows:

	31 Desember/ *December 31,* 2024	31 Desember/ *December 31,* 2023	
	US$ '000	US$ '000	
Nilai kini kewajiban yang didanai dan tidak didanai	48.227	51.117	Present value of funded and unfunded obligations
Nilai wajar aset program	(4.569)	(4.760)	Fair value of plan assets
Liabilitas bersih yang timbul dari kewajiban imbalan pasti	43.658	46.357	Net liability arising from defined benefit obligation

Mutasi nilai kini kewajiban imbalan pasti adalah sebagai berikut:

Movements in the present value of the defined benefits obligation are as follows:

	31 Desember/ *December 31,* 2024	31 Desember/ *December 31,* 2023	
	US$ '000	US$ '000	
Kewajiban imbalan pasti - awal	51.117	36.701	Opening defined benefit obligation
Penambahan sehubungan dengan akuisisi entitas anak	-	9.760	Addition related to acquisition of subsidiary
Biaya jasa lalu dan keuntungan atau kerugian atas pembayaran	(584)	-	Past service costs and gain or loss on settlement
Biaya jasa kini	3.199	3.100	Current service costs
Biaya bunga - bersih	3.081	3.138	Interest costs - net
Pengukuran kembali			Remeasurement
Kerugian dan keuntungan aktuarial yang timbul dari perubahan asumsi	(2.346)	1.024	Actuarial gains and losses arising from changes in assumptions
Pembayaran manfaat	(3.790)	(3.258)	Benefits paid
Cash transfer	(32)	(13)	Cash transfer
Iuran karyawan	-	2	Employee contribution
Selisih kurs atas program dalam valuta asing	(2.418)	663	Exchange differences on foreign currency plans
Kewajiban imbalan pasti - akhir	48.227	51.117	Closing defined benefits obligation

Mutasi nilai wajar dari aset program adalah sebagai berikut:

Movements in the fair value of the plan assets are as follows:

	31 Desember/ *December 31,* 2024	31 Desember/ *December 31,* 2023	
	US$ '000	US$ '000	
Nilai wajar aset program - awal	4.760	-	Opening fair value of plan assets
Penambahan atas akuisisi entitas anak	-	4.869	Addition related to acquisition of subsidiary
Penghasilan bunga	271	341	Interest income
Pengukuran kembali kerugian:			Remeasurement loss:
Imbal hasil aset program (tidak termasuk jumlah yang dimasukkan dalam beban bunga neto)	(140)	(93)	Return on plan assets (excluding amounts included in net interest expense)
Kontribusi pemberi kerja	660	439	Contributions from the employer
Kontribusi dari peserta program	-	2	Contributions from plan participants
Pembayaran manfaat	(770)	(776)	Benefits paid
Selisih kurs atas program dalam valuta asing	(212)	(22)	Exchange differences on foreign plans
Nilai wajar aset program - akhir	4.569	4.760	Closing fair value of plan assets

Kategori utama aset program adalah sebagai berikut:

The major categories of plan assets are as follows:

	31 Desember/ *December 31,* 2024	31 Desember/ *December 31,* 2023	
	US$ '000	US$ '000	
Instrumen utang	2.059	2.299	Debt instruments
Properti	950	872	Property
Instrumen ekuitas	581	733	Equity instruments
Deposito	289	227	Deposits
Reksadana	288	256	Mutual funds
Lain-lain	402	373	Others
Jumlah	4.569	4.760	Total

Sejak tahun 2005, Perusahaan mengikuti Program Pesangon Plus, yang dikelola oleh PT Asuransi Jiwa Manulife Indonesia sebagai asuransi jiwa bagi karyawannya. Tidak terdapat kontribusi yang dibayarkan oleh Perusahaan kepada dana pensiun pada 31 Desember 2024 dan 2023.

Since 2005, the Company entered into *Program Pesangon Plus*, managed by PT Asuransi Jiwa Manulife Indonesia, as the life insurance for its employees. No contribution was paid by the Company to pension fund as of December 31, 2024 and 2023.

Hak penggantian terdiri atas investasi yang 40% ditempatkan pada pasar uang, 20% ditempatkan pada efek ekuitas dan 40% ditempatkan pada pendapatan tetap dengan nilai wajarnya sebesar US$ 1.194 ribu pada tanggal 31 Desember 2024 (31 Desember 2023: US$ 1.237 ribu) disajikan sebagai bagian dari aset tidak lancar lainnya.

The reimbursement right consists of investment which 40% are placed on money market, 20% on equity securities and 40% on fixed income with a fair value of US$ 1,194 thousand as of December 31, 2024 (December 31, 2023: US$ 1,237 thousand) presented as part of other non-current assets.

Perhitungan imbalan kerja dihitung oleh aktuaris independen, KKA Halim & Rekan pada 31 Desember 2024 dan 2023.

The cost of providing post-employment benefits was calculated by independent actuary, KKA Halim & Rekan.

Penilaian aktuaria dilakukan dengan mengunakan asumsi utama sebagai berikut:

The actuarial valuation was carried out using the following key assumptions:

	31 Desember/ *December 31,* 2024	31 Desember/ *December 31,* 2023	
Tingkat diskonto per tahun	7,10%	6,70%	Discount rate per annum
Tingkat kenaikan gaji per tahun	7,00%	7,00%	Salary increment rate per annum
Tingkat kematian	TMI IV	TMI IV	Mortality rate
Tingkat cacat	10% TMI IV	10% TMI IV	Disability rate
Tingkat pengunduran diri	5%	5%	Resignation rate
Usia pensiun normal	57 tahun/*years*	57 tahun/*years*	Normal retirement age

Asumsi aktuarial yang signifikan untuk penentuan kewajiban imbalan pasti adalah tingkat diskonto dan kenaikan gaji yang diharapkan. Sensitivitas analisis di bawah ini ditentukan berdasarkan masing-masing perubahan asumsi yang mungkin terjadi pada akhir periode pelaporan, dengan semua asumsi lain konstan:

Significant actuarial assumptions for the determination of the defined obligation are discount rate and expected salary increase. The sensitivity analyses below have been determined based on reasonably possible changes of the respective assumptions occurring at the end of the reporting period, while holding all other assumptions constant:

	31 Desember/ *December 31,* 2024	31 Desember/ *December 31,* 2023	
	US$ '000	US$ '000	
Tingkat diskonto			**Discount rate**
Tingkat diskonto +1%	(2.094)	(1.586)	Discount rate +1%
Tingkat diskonto -1%	2.331	3.363	Discount rate -1%
Tingkat kenaikan gaji			**Salary increase rate**
Tingkat kenaikan gaji +1%	2.841	3.890	Salary increase rate +1%
Tingkat kenaikan gaji -1%	(2.587)	(2.098)	Salary increase rate -1%

Analisis sensitivitas yang disajikan di atas mungkin tidak mewakili perubahan yang sebenarnya dalam kewajiban imbalan pasti mengingat bahwa perubahan asumsi terjadinya tidak terisolasi satu sama lain karena beberapa asumsi tersebut mungkin berkorelasi.

Selanjutnya, dalam menyajikan analisis sensitivitas di atas, nilai kini kewajiban imbalan pasti dihitung dengan menggunakan metode *projected unit credit* pada akhir periode pelaporan, yang sama dengan yang diterapkan dalam menghitung liabilitas manfaat pasti yang diakui dalam laporan posisi keuangan konsolidasian.

Tidak ada perubahan dalam metode dan asumsi yang digunakan dalam penyusunan analisis sensitivitas dari periode sebelumnya.

Durasi rata-rata dari kewajiban imbalan pada tanggal 31 Desember 2024 adalah 10 tahun (31 Desember 2023: 10 tahun) (tidak diaudit), yang sepenuhnya terdiri dari anggota aktif.

The sensitivity analysis presented above may not be representative of the actual change in the defined benefit obligation as it is unlikely that the change in assumptions would occur in isolation of one another as some of the assumptions may be correlated.

Furthermore, in presenting the above sensitivity analysis, the present value of the defined benefit obligation has been calculated using the projected unit credit method at the end of the reporting period, which is the same as that applied in calculating the defined benefit obligation recognized in the consolidated statements of financial position.

There was no change in the methods and assumptions used in preparing the sensitivity analysis from prior period.

The average duration of the defined benefits obligation at December 31, 2024 is 10 years (December 31, 2023: 10 years) (unaudited), that consists of active members.

24. MODAL SAHAM / 24. CAPITAL STOCK

Susunan pemegang saham Perusahaan adalah sebagai berikut:

The stockholders of the Company are as follows:

Nama Pemegang Saham/ *Name of Stockholders*	31 Desember/*December 31,* 2024		
	Jumlah Saham/ *Number of Shares*	Persentase Kepemilikan/ *Percentage of Ownership*	Jumlah Modal Ditempatkan dan Disetor Penuh/ *Total Issued and Fully Paid Capital*
		%	US$ '000
PT Barito Pacific Tbk	29.957.670.400	34,63	150.397
SCG Chemicals Co., Ltd.	26.446.618.924	30,57	132.770
PT Top Investment Indonesia	12.976.731.760	15,00	65.147
Prajogo Pangestu	4.377.679.764	5,06	21.977
Marigold Resources Pte Ltd.	3.387.243.720	3,92	17.005
Erwin Ciputra	139.099.372	0,16	698
Raymond	1.900.000	-	10
Lim Chong Thian	1.182.568	-	6
Fransiskus Ruly Aryawan	400.212	-	2
Baritono Prajogo Pangestu	229.600	-	1
Andre Khor Kah Hin	148.600	-	1
Edi Riva'i	67.700	-	-
Masyarakat (masing-masing di bawah 5%)/ *Public (each below 5%)*	9.222.572.472	10,66	46.301
Jumlah/*Total*	86.511.545.092	100,00	434.315

Nama Pemegang Saham/ *Name of Stockholders*	31 Desember/*December 31,* 2023		
	Jumlah Saham/ *Number of Shares*	Persentase Kepemilikan/ *Percentage of Ownership*	Jumlah Modal Ditempatkan dan Disetor Penuh/ *Total Issued and Fully Paid Capital*
		%	US$ '000
PT Barito Pacific Tbk	29.957.670.400	34,63	150.397
SCG Chemicals Co., Ltd.	26.446.618.924	30,57	132.770
PT Top Investment Indonesia	12.976.731.760	15,00	65.147
Prajogo Pangestu	6.735.679.764	7,79	33.815
Marigold Resources Pte Ltd.	3.387.243.720	3,92	17.005
Erwin Ciputra	138.130.772	0,16	693
Raymond	1.600.000	-	8
Lim Chong Thian	1.182.568	-	6
Fransiskus Ruly Aryawan	400.212	-	2
Baritono Prajogo Pangestu	229.600	-	1
Edi Riva'i	10.000	-	-
Masyarakat (masing-masing di bawah 5%)/ *Public (each below 5%)*	6.866.047.372	7,93	34.471
Jumlah/*Total*	86.511.545.092	100,00	434.315

25. PEMBENTUKAN CADANGAN UMUM DAN DIVIDEN

Pada tanggal 8 Mei 2024, Perusahaan menyelenggarakan Rapat Umum Pemegang Saham Tahunan, antara lain menyetujui pembagian dividen tahun 2022 sebesar US$ 30.000 ribu yang telah dibayarkan pada tanggal 11 Juni 2024.

Pada tanggal 17 Mei 2023, Perusahaan menyelenggarakan Rapat Umum Pemegang Saham Tahunan, antara lain menyetujui pembagian dividen tahun 2022 sebesar US$ 30.000 ribu yang telah dibayarkan pada tanggal 21 Juni 2023.

25. APPROPRIATION OF RESERVES AND DIVIDENDS

On May 8, 2024, the Company held an Annual General Meeting on Shareholders, among others approved the distribution of fiscal year 2022 dividend amounting to US$ 30,000 thousand which was paid on June 11, 2024.

On May 17, 2023, the Company held an Annual General Meeting on Shareholders, among others approved the distribution of fiscal year 2022 dividend amounting to US$ 30,000 thousand which was paid on June 21, 2023.

26. TAMBAHAN MODAL DISETOR

Saldo tambahan modal disetor terdiri atas:

26. ADDITIONAL PAID-IN CAPITAL

The balance of additional paid-in capital consist of the following:

	31 Desember/ *December 31,* 2024 dan/*and* 2023	
	US$ '000	
Agio saham penawaran umum terbatas I dengan HMETD sebesar 220.766.142 saham biasa (2013) dengan nilai nominal Rp 1.000 per saham dan harga penawaran Rp 6.750 per saham	109.018	Additional paid-in capital Limited Public Offering I of 220,766,142 shares through Rights Issue (2013) with preemptive rights with par value of Rp 1,000 per share, at an offering price of Rp 6,750 per share
Dikurangi biaya emisi saham	(343)	Less stock issuance costs
Subjumlah	108.675	Subtotal
Agio saham penawaran umum terbatas II dengan HMETD sebesar 279.741.494 saham biasa (2017) dengan nilai nominal Rp 1.000 per saham dan harga penawaran Rp 18.000 per saham	356.279	Additional paid-in capital Limited Public Offering II of 279,741,494 shares through Rights Issue (2017) with preemptive rights with par value of Rp 1,000 per share, at an offering price of Rp 18,000 per share
Dikurangi biaya emisi saham	(5.879)	Less stock issuance costs
Subjumlah	350.400	Subtotal
Agio saham penawaran umum terbatas III dengan HMETD sebesar 3.794.366.013 saham biasa (2021) dengan nilai nominal Rp 200 per saham dan harga penawaran Rp 4.082 per saham	1.015.529	Additional paid-in capital Limited Public Offering III of 3,794,366,013 shares through Rights Issue (2021) with preemptive rights with par value of Rp 200 per share, at an offering price of Rp 4,082 per share
Dikurangi biaya emisi saham	(3.429)	Less stock issuance costs
Subjumlah	1.012.100	Subtotal
Jumlah	1.471.175	Total

27. KOMPONEN EKUITAS LAINNYA

Akun ini merupakan saldo perubahan ekuitas sehubungan transaksi dengan kepentingan nonpengendali atas penambahan investasi pada saham entitas anak sebesar US$ 333 ribu.

Pada tanggal 18 Desember 2023, Perusahaan menandatangani keputusan edaran sebagai pengganti rapat umum pemegang saham luar biasa entitas anak, CDI, dimana pemegang saham menyetujui penerbitan saham baru atas CDI sejumlah 1.422 ribu lembar saham dan akan diperoleh oleh Phoenix Power B.V. dengan jumlah yang dibayarkan sebesar US$ 191.090 ribu (setelah dikurangi biaya emisi saham). Penerbitan saham ini menyebabkan persentase kepemilikan Perusahaan atas saham CDI menurun dari 100% menjadi 70%.

27. OTHER EQUITY COMPONENT

This account represents the change in equity due to transaction with non-controlling interest related with the addition of investment in shares of subsidiary amounted to US$ 333 thousand.

On December 18, 2023, the Company signed circular resolutions in lieu of extraordinary general meeting of shareholders of its subsidiary, CDI, in which the shareholder agrees the issuance of new shares of CDI amounted to 1,422 thousand number of shares and will be acquired by Phoenix Power B.V. with a total payment of US$ 191,090 thousand (net off stock issuance cost). From these issuance shares, this has resulted to a decrease in the Company's interest in CDI from 100% to 70%.

28. CADANGAN LAINNYA

Merupakan penjabaran mata uang asing akibat selisih kurs yang timbul atas penjabaran aset bersih RPU dan KTI, pengukuran kembali liabilitas imbalan pasti beserta efek pajak tangguhan atas liabilitas imbalan pasti tersebut, cadangan lindung nilai arus kas dan pengukuran kembali atas aset keuangan yang diukur pada FVTOCI, dan bagian hasil komprehensif lain atas entitas asosiasi.

28. OTHER RESERVES

Represents foreign currency translation due to the exchange difference arising from translating the net assets of RPU and KTI, remeasurement of defined benefits obligation net of the related tax benefit, hedging reserves for cashflow hedge, remeasurement of financial assets at FVTOCI, and share of other comprehensive income of associates.

29. SALDO LABA

29. RETAINED EARNINGS

	Ditentukan penggunaannya/ *Appropriated*	Tidak ditentukan penggunaannya/ *Unappropriated*	
	US$ '000	US$ '000	
Saldo per 1 Januari 2023	27.439	835.097	Balance as of January 1, 2023
Rugi tahun berjalan	-	(33.576)	Loss for the year
Dividen tunai (Catatan 25)	-	(30.000)	Cash dividends (Note 25)
Saldo per 31 Desember 2023	27.439	771.521	Balance as of December 31, 2023
Rugi tahun berjalan	-	(69.163)	Loss for the year
Dividen tunai (Catatan 25)	-	(30.000)	Cash dividends (Note 25)
Saldo per 31 Desember 2024	27.439	672.358	Balance as of December 31, 2024

30. KEPENTINGAN NONPENGENDALI

Saldo kepentingan nonpengendali atas aset bersih entitas anak, CDI dan entitas anak pada tanggal 31 Desember 2024 sebesar US$ 298.783 ribu (31 Desember 2023: US$ 254.768 ribu).

Perubahan kepentingan nonpengendali adalah sebagai berikut:

30. NON-CONTROLLING INTERESTS

The balances of non-controlling interest in net assets of a subsidiary, CDI and subsidiaries as of December 31, 2024 amounted to US$ 298,783 thousand (December 31, 2023: US$ 254,768 thousand).

The changes in non-controlling interest are as follows:

	31 Desember/ *December 31,* 2024	31 Desember/ *December 31,* 2023	
	US$ '000	US$ '000	
Saldo awal tahun	254.768	3.632	Balance at beginning of year
Penambahan sehubungan perubahan ekuitas sehubungan penambahan modal ditempatkan dan disetor entitas anak	35.577	191.423	Addition due to the change in equity due to increase of issued and paid-up capital of subsidiaries
Penambahan atas kepentingan nonpengendali dari akuisisi entitas anak	1.165	60.184	Addition of non-controlling interest from acquisition of subsidiary
Pembagian dividen entitas anak kepada kepentingan nonpengendali	(4.793)	(2.437)	Dividends distributed by subsidiaries to non-controlling interests
Penghasilan komprehensif tahun berjalan	12.065	1.966	Comprehensive income for the year
Saldo akhir tahun	298.782	254.768	Balance at end of year

Ringkasan informasi keuangan pada entitas anak Grup yang memiliki kepentingan nonpengendali yang material ditetapkan di bawah ini. Ringkasan informasi keuangan di bawah ini merupakan jumlah sebelum eliminasi intra grup.

Summarized financial information in respect of the Group's subsidiaries that has material non-controlling interest is set out below. The summarized financial information below represents amounts before intragroup eliminations.

CDI dan Entitas Anak / **CDI and its Subsidiaries**

	31 Desember/ *December 31,* 2024 US$ '000	31 Desember/ *December 31,* 2023 US$ '000	
Aset lancar	263.032	626.076	Current assets
Aset tidak lancar	812.756	291.082	Non-current assets
Liabilitas jangka pendek	29.167	28.286	Current liabilities
Liabilitas jangka panjang	299.156	206.938	Non-current liabilities
Pendapatan	102.254	75.766	Revenue
Laba tahun berjalan	32.691	1.442	Profit for the year
Jumlah penghasilan komprehensif tahun berjalan	32.513	1.291	Total comprehensive income for the year

31. PENDAPATAN / 31. REVENUES

	2024 US$ '000	2023 US$ '000	
Penjualan			Sales
Penjualan lokal			Local sales
Polyolefin	994.568	1.104.265	Polyolefin
Styrene monomer	223.942	212.171	Styrene monomer
Butadiene	91.975	95.611	Butadiene
Olefin	37.401	64.927	Olefin
Penjualan daya listrik dan jasa kelistrikan lainnya	90.535	71.218	Sales of electricity and other electrical services
Jumlah penjualan lokal	1.438.421	1.548.192	Total local sales
Penjualan luar negeri			Export sales
Olefin	144.528	292.945	Olefin
Butadiene	66.292	53.809	Butadiene
MTBE dan *Butene-1*	65.700	75.403	MTBE and Butene-1
Polyolefin	29.910	163.618	Polyolefin
Styrene monomer	24.811	19.469	Styrene monomer
Benzene	5.324	-	Benzene
Jumlah penjualan luar negeri	336.565	605.244	Total export sales
Jumlah pendapatan dari kontrak kepada pelanggan	1.774.986	2.153.436	Total revenue from contracts with customers
Sewa tangki dan dermaga	10.378	6.496	Tanks and jetty lease
Jumlah Pendapatan	1.785.364	2.159.932	Total Revenues

15,5% dari pendapatan untuk tahun yang berakhir 31 Desember 2024 dilakukan dengan pihak berelasi (2023: 9,9%) (Catatan 40).

15.5% of revenues for the year ended December 31, 2024 were made with related parties (2023: 9.9%) (Note 40).

Pendapatan dari kontrak kepada pelanggan Grup diakui pada satu waktu tertentu ketika pengalihan pengendalian.

The Group's revenue from contracts with customers is recognized at a single point in time when control transfers.

Tidak terdapat penjualan kepada satu pelanggan yang melebihi 10% dari pendapatan.

No sales were made to any single customer exceeding 10% of revenues.

32. BEBAN POKOK PENDAPATAN / 32. COST OF REVENUES

	2024 US$ '000	2023 US$ '000	
Bahan baku yang digunakan	1.321.654	1.717.186	Raw materials used
Tenaga kerja langsung	43.879	48.330	Direct labour
Biaya pabrikasi	180.314	228.089	Factory overhead
Jumlah Biaya Produksi	1.545.847	1.993.605	Total Manufacturing Costs
Barang dalam proses			Work in process
Awal tahun	8.931	7.401	At beginning year
Akhir tahun (Catatan 8)	(12.266)	(8.931)	At end of year (Note 8)
Biaya Pokok Produksi	1.542.512	1.992.075	Cost of Goods Manufactured
Barang jadi			Finished goods
Awal tahun	119.962	111.925	At beginning year
Pembelian barang jadi	161.215	92.996	Purchases of finished goods
Akhir tahun (Catatan 8)	(111.247)	(119.962)	At end of year (Note 8)
Jumlah Beban Pokok Penjualan	1.712.442	2.077.034	Total Cost of Goods Sold
Beban Jasa	24.603	1.068	Cost of Service
Jumlah Beban Pokok Pendapatan	1.737.045	2.078.102	Total Cost of Revenues

Tidak ada pembelian bahan baku untuk tahun yang berakhir 31 Desember 2024 dan 2023 dilakukan dengan pihak berelasi.

No purchases of raw materials for the year ended December 31, 2024 and 2023 were made with related parties.

5% dari jumlah pembelian barang jadi pada tahun yang berakhir 31 Desember 2024 dilakukan dengan pihak berelasi (2023: 14%) (Catatan 40).

5% of the total purchases of finished goods for the year ended December 31, 2024 were made with related parties (2023: 14%) (Note 40).

Rincian pembelian bahan baku dan barang jadi yang melebihi 10% dari jumlah beban pokok pendapatan masing-masing tahun adalah sebagai berikut:

Purchases of raw materials and finished goods from suppliers which represent more than 10% of the total cost of revenues for the respective year are as follows:

	2024 US$ '000	2023 US$ '000	
Saudi Aramco Product Trading Company	774.615	962.525	Saudi Aramco Product Trading Company
PT Pertamina Petrochemical Trading	206.391	196.721	PT Pertamina Petrochemical Trading
Jumlah	981.006	1.159.246	Total

33. BEBAN PENJUALAN / 33. SELLING EXPENSES

	2024 US$ '000	2023 US$ '000	
Pengangkutan dan asuransi	36.755	64.433	Freight and insurance
Gaji dan tunjangan	3.446	3.319	Salaries and allowances
Penyusutan (Catatan 14)	2.173	72	Depreciation (Note 14)
Lain-lain	2.941	936	Others
Jumlah	45.315	68.760	Total

34. BEBAN UMUM DAN ADMINISTRASI / 34. GENERAL AND ADMINISTRATIVE EXPENSES

	2024 US$ '000	2023 US$ '000	
Gaji, tunjangan dan kesejahteraan karyawan	32.612	29.214	Salaries, allowances and employee benefits
Jasa profesional	6.756	1.993	Professional fees
Penyusutan (Catatan 14)	3.959	2.816	Depreciation (Note 14)
Perbaikan	3.200	898	Maintenance
Asuransi	1.560	1.950	Insurances
Lain-lain	11.649	4.074	Others
Jumlah	59.736	40.945	Total

35. BEBAN KEUANGAN / 35. FINANCE COSTS

	2024 US$ '000	2023 US$ '000	
Beban bunga dari:			Interest expense on:
Utang bank	83.980	71.411	Bank loans
Utang obligasi	48.072	39.438	Bonds payable
Lain-lain	1.665	3.029	Others
Pajak atas beban bunga	1.441	995	Tax on interest expense
Jumlah beban bunga	135.158	114.873	Total interest expense
Provisi bank	22.641	16.214	Bank charges
Jumlah bunga atas liabilitas keuangan yang tidak diklasifikasikan sebagai FVTPL	157.799	131.087	Total interest on financial liabilities not classified as at FVTPL
Liabilitas sewa	678	760	Lease liabilities
Jumlah	158.477	131.847	Total

36. MANFAAT PAJAK PENGHASILAN / 36. INCOME TAX BENEFIT

Manfaat pajak penghasilan terdiri dari:

Income tax benefit consists of the following consists of the following:

	2024 US$ '000	2023 US$ '000	
Pajak kini			Current tax
Perusahaan	-	-	The Company
Penyesuaian yang diakui ditahun berjalan atas pajak penghasilan tahun sebelumnya (Catatan 9)	-	4.010	Adjustment recognized in the current year relating to current tax of prior years (Note 9)
KCE	128	494	KCE
CATCO	213	659	CATCO
Jumlah pajak kini	341	5.163	Total current tax
Beban (manfaat) pajak tangguhan			Deferred tax expense (benefit)
Perusahaan	(35.380)	(28.119)	The Company
KCE	610	(61)	KCE
Jumlah manfaat pajak tangguhan	(34.770)	(28.180)	Total deferred tax benefit
Jumlah manfaat pajak - bersih	(34.429)	(23.017)	Total tax benefit - net

Pajak Kini

Rekonsiliasi antara rugi sebelum pajak menurut laporan laba rugi dan penghasilan komprehensif lain konsolidasian dengan rugi laba fiskal adalah sebagai berikut:

Current tax

The reconciliation between loss before tax per consolidated statements of profit or loss and other comprehensive income and taxable loss income is as follows:

	2024 US$ '000	2023 US$ '000	
Rugi sebelum pajak menurut laporan laba rugi dan penghasilan komprehensif lain konsolidasian	(91.728)	(54.564)	Loss before tax per consolidated statements of profit or loss and other comprehensive income
Dikurangi: Laba sebelum pajak entitas anak setelah dilakukan penyesuaian pada level konsolidasian	43.265	4.519	Less: Profit before tax of subsidiaries after adjustment in consolidated level
Rugi sebelum pajak Perusahaan	(134.993)	(59.083)	Loss before tax of the Company
Perbedaan temporer:			Temporary differences:
Perbedaan penyusutan komersial dan fiskal	(5.188)	(3.409)	Difference between commercial and fiscal depreciation
Imbalan pasca kerja	(1.005)	4.405	Post-employment benefits
Aset hak-guna	1.882	3.315	Right-of-use assets
Cadangan penurunan nilai persediaan	(1.378)	1.015	Allowance for decline in value of inventories
Lain-lain	(57)	94	Others
Jumlah	(5.746)	5.420	Total
Perbedaan yang tidak dapat diperhitungkan menurut fiskal:			Non-deductible expenses (non-taxable income):
Penghasilan bunga	(72.918)	(75.593)	Interest income
Manfaat fasilitas pajak	55.489	39.847	Tax facility benefit
Lain-lain	(13.415)	(32.982)	Others
Jumlah	(30.844)	(68.728)	Total
Rugi fiskal Perusahaan	(171.583)	(122.391)	Taxable loss of the Company
Akumulasi rugi fiskal Perusahaan	(439.874)	(268.291)	Accumulated fiscal loss of the Company
Beban pajak kini Perusahaan	-	-	Company's current tax expense

Perhitungan akumulasi rugi fiskal adalah sebagai berikut:

The calculation of accumulated fiscal loss is as follows:

	31 Desember *December 31,* 2024 US$ '000	31 Desember *December 31,* 2023 US$ '000	
Saldo awal	268.291	145.900	Beginning balance
Rugi fiskal tahun berjalan	171.583	122.391	Current year fiscal loss
Akumulasi rugi fiskal	439.874	268.291	Accumulated fiscal loss

Perusahaan telah mendapat persetujuan dari Direktorat Jenderal Pajak untuk melakukan pelaporan perpajakan dalam mata uang Dolar Amerika Serikat (mata uang fungsional), efektif 1 Januari 2011, dalam Keputusan Menteri Keuangan Republik Indonesia No. KEP-83/WPJ.19/2010 tanggal 21 Oktober 2010, sehubungan dengan perubahan status Perusahaan dari Penanaman Modal Dalam Negeri menjadi Penanaman Modal Asing berdasarkan Izin Prinsip Penanaman Modal dari Badan Koordinasi Penanaman Modal (BKPM) No. 197/1/IP/PMA/2010.

The Company has obtained the approval from the Directorate General of Taxation to report its taxation reporting in US Dollar (functional currency), effective January 1, 2011, through Decision Letter No. KEP-83/WPJ.19/2010,of Ministry of Finance of the Republic of Indonesia dated October 21, 2010, this is related to the change of the Company's status from Domestic Capital Investment to Foreign Capital Investment based on Permit of Capital Investment Principle from Capital Market Coordination Board (BKPM) No. 197/1/IP/PMA/2010.

Pada tanggal 29 Desember 2020, Perusahaan telah mendapat pemanfaatan fasilitas pengurangan pajak penghasilan badan atas Proyek Ekspansi *New Polyethylene Cracker* dari Direktorat Jenderal Pajak, yang diperhitungkan sebagai pengurang pajak penghasilan badan sebesar 30% untuk jangka waktu 7 tahun pajak, 50% untuk 2 tahun setelahnya serta pembebasan dari pemotongan dan pemungutan pajak penghasilan oleh pihak ketiga selama masa tersebut.

On December 29, 2020, the Company has received income tax reduction facility for the New Polyethylene Cracker Expansion Project from Directorate General of Taxation, which allows deduction in corporate income tax of 30% for 7 years, 50% for the subsequent two years as well as the exemption from the income tax withheld and collected by third parties for the aforementioned period.

Perhitungan pajak kini, pajak dibayar dimuka dan utang pajak adalah sebagai berikut:

Current tax expense, prepaid tax and tax payable are computed as follows:

	2024 US$ '000	2023 US$ '000	
Beban pajak kini - Perusahaan	-	-	Current tax expense - The Company
Dikurangi pajak penghasilan dibayar dimuka:			Deducted with prepaid income tax:
Pasal 22	13.708	20.779	Art 22
Pasal 23	197	4	Art 23
Lebih bayar pajak kini - Perusahaan	(13.905)	(20.783)	Overpayment current tax - the Company
Utang pajak (Catatan 19)			Tax payable (Note 19)
CATCO	372	676	CATCO
RPU	118	-	RPU
KCE	-	27	KCE
Jumlah	490	703	Total

Pajak Tangguhan

Rincian dari aset (liabilitas) pajak tangguhan adalah sebagai berikut:

Deferred Tax

The details of the deferred tax assets (liabilities) are as follows:

	1 Januari/ *January 1,* 2024 US$ '000	Dikreditkan (dibebankan) pada periode berjalan/ *Credited (charged) to profit or loss for the year* US$ '000	Dikreditkan (dibebankan) ke penghasilan komprehensif lain/ *Credited (charged) to other comprehensive income* US$ '000	31 Desember/ *December 31,* 2024 US$ '000	
Perusahaan					**The Company**
Penyusutan aset tetap	(140.751)	(1.141)	-	(141.892)	Depreciation of property, plant and equipment
Aset hak-guna	(2.640)	741	-	(1.899)	Right-of-use assets
Liabilitas sewa	1.961	(327)	-	1.634	Lease liabilities
Imbalan pasca kerja	8.653	(221)	(442)	7.990	Post-employment benefits
Rugi fiskal	59.024	36.643	-	95.667	Fiscal loss
Lain-lain	(5.158)	(315)	2.306	(3.167)	Others
Entitas anak					**Subsidiaries**
CDI	(2.203)	-	4	(2.199)	CDI
KCE	(2.788)	(610)	20	(3.378)	KCE
Liabilitas pajak tangguhan - bersih	(83.902)	34.770	1.888	(47.244)	Deferred tax liabilities - net

	1 Januari/ *January 1,* 2023 US$ '000	Dikreditkan (dibebankan) pada periode berjalan/ *Credited (charged) to profit or loss for the year* US$ '000	Dikreditkan ke penghasilan komprehensif lain/ *Credited to other comprehensive income* US$ '000	Penambahan sehubungan dengan akuisisi entitas anak dan asosiasi/ *Addition related to acquisition of subsidiary and associate* US$ '000	31 Desember/ *December 31,* 2023 US$ '000	
Perusahaan						**The Company**
Penyusutan aset tetap	(140.001)	(750)	-	-	(140.751)	Depreciation of property, plant and equipment
Aset hak-guna	(2.673)	33	-	-	(2.640)	Right-of-use assets
Liabilitas sewa	1.264	697	-	-	1.961	Lease liabilities
Imbalan pasca kerja	7.498	969	186	-	8.653	Post-employment benefits
Rugi fiskal	32.098	26.926	-	-	59.024	Fiscal loss
Lain-lain	(10.042)	247	4.637	-	(5.158)	Others
Entitas anak						**Subsidiaries**
CDI	-	-	-	(2.203)	(2.203)	CDI
KCE	-	58	60	(2.906)	(2.788)	KCE
Liabilitas pajak tangguhan - bersih	(111.856)	28.180	4.883	(5.109)	(83.902)	Deferred tax liabilities - net

Rekonsiliasi antara manfaat pajak dan hasil perkalian rugi akuntansi sebelum pajak dengan tarif pajak yang berlaku adalah sebagai berikut:

The reconciliation between the total tax benefit and the amounts computed by applying the effective tax rate to loss before tax is as follows:

	2024 US$ '000	2023 US$ '000	
Rugi sebelum pajak menurut laporan laba rugi dan penghasilan komprehensif lain konsolidasian	(91.728)	(54.564)	Loss before tax per consolidated statement of profit or loss and other comprehensive income
Manfaat pajak penghasilan dengan tarif pajak efektif 22%	(20.180)	(12.004)	Income tax benefit at statutory tax rate of 22%
Pengaruh pajak atas perbedaan yang tidak dapat diperhitungkan menurut fiskal	(18.922)	(6.745)	Tax effect of non-deductible expenses (non-taxable income)
Perbedaan pajak entitas anak yang dikenakan pajak penghasilan luar negeri	(213)	(659)	Tax difference on subsidiaries which is subjected to foreign income tax
Perbedaan pajak entitas anak yang dikenakan pajak penghasilan final	3.781	401	Tax difference on subsidiaries which is subjected to final income tax
Jumlah	(35.534)	(19.007)	Total
Penyesuaian yang diakui di tahun berjalan atas pajak penghasilan tahun sebelumnya (Catatan 9)	-	(4.010)	Adjustment recognized in the current year relating to current tax of prior years (Note 9)
Rugi fiskal yang tidak dapat sebagai aset pajak tangguhan	1.105	-	Fiscal loss for which deferred tax is not recognized
Jumlah manfaat pajak konsolidasian	(34.429)	(23.017)	Total consolidated tax benefit

Grup adalah entitas anak dari sebuah *Multinational Enterprise* (”MNE”) grup, PT Barito Pacific Tbk. PT Barito Pacific Tbk adalah Entitas Induk Utama (”UPE”) Grup.

The Group is a subsidiary of a Multinational Enterprise (“MNE”) group, PT Barito Pacific Tbk. PT Barito Pacific Tbk is the Group’s Ultimate Parent Entity (“UPE”).

Peraturan Menteri Keuangan No. PMK-136 Tahun 2024 (PMK-136) tentang Implementasi *Global Anti-Base Erosion* (GloBE) atau Pajak Minimum Global Pilar II (”Pilar Dua”) telah diberlakukan di Indonesia, yurisdiksi di mana Perusahaan dan UPE didirikan, dan mulai berlaku pada 1 Januari 2025. Di bawah aturan ini, *top-up* pajak akan muncul di mana tarif pajak efektif dari operasi UPE di yurisdiksi individu mana pun, dihitung menggunakan prinsip-prinsip yang ditetapkan dalam undang-undang Pilar Dua, yaitu di bawah 15%. Oleh karena PMK-136 belum efektif pada tanggal pelaporan, Grup tidak memiliki dampak pajak kini terkait. Grup menerapkan pengecualian atas pengakuan dan pengungkapan informasi mengenai aset dan liabilitas pajak tangguhan terkait dengan pajak penghasilan Pilar Dua, sebagaimana diatur dalam amandemen PSAK 212 yang diterbitkan pada Desember 2023.

The Ministry of Finance Regulation No. PMK-136 Year 2024 (PMK-136) regarding the Implementation of Global Anti-Base Erosion (GloBE) rules or Pillar II Global Minimum Tax (“Pillar Two”) was enacted in Indonesia, the jurisdiction in which the Company and UPE are incorporated and came into effect from January 1, 2025. Under these rules, a top-up tax will arise where the effective tax rate of the UPE’s operations in any individual jurisdictions, calculated using principles set out in the Pillar Two legislation, is below 15%. Since the PMK-136 was not effective at the reporting date, the Group has no related current tax exposure. The Group applies the exception on recognition and disclosure of information about deferred tax assets and liabilities related to Pillar Two income taxes, as provided in the amendments to PSAK 212 issued in December 2023.

Grup tidak berekspektasi terdapat eksposur material terhadap pajak penghasilan Pilar Dua atas laporan keuangan konsolidasian ini.

The Group does not expect a material exposure to the Pillar Two income taxes to these consolidated financial statements.

Manajemen dari UPE secara berkelanjutan menilai dampak peraturan pajak penghasilan Pilar Dua terhadap kinerja keuangan di masa depan.

Management of UPE is continuing to assess the impact of the Pillar Two income taxes lesgislation on its future financial performance.

37. RUGI PER SAHAM DASAR

Berikut ini adalah data yang digunakan untuk perhitungan rugi per saham dasar:

37. LOSS PER SHARE

The computation of basic loss per share is based on the following data:

	2024 US$ '000	2023 US$ '000	
Rugi tahun berjalan yang diatribusikan kepada pemilik entitas induk	(69.163)	(33.576)	Loss for the year attributable to the Owners of the Company

	2024 Jumlah saham/ *Number of shares*	2023 Jumlah saham/ *Number of shares*	
Jumlah rata-rata tertimbang saham	71.030.244.130	71.030.244.130	Total weighted average number of shares

Untuk tahun yang berakhir pada 31 Desember 2024 dan 2023, Perusahaan tidak memiliki saham biasa yang berpotensi dilutif.

For the year ended December 31, 2024 and 2023, the Company does not have dilutive potential ordinary shares.

38. AKUISISI ENTITAS ANAK

Sebagaimana dijelaskan dalam Catatan 1d, kepemilikan pada bulan Februari 2023, Grup membeli 70% atau sebanyak 904.734.797 saham KCE dengan nilai transaksi sebesar Rp 2,255 miliar (setara dengan US$ 148.379 ribu) yang memberikan pengendalian Grup atas kebijakan keuangan dan operasi dari KCE.

KCE diakuisisi sehingga Grup dapat masuk ke industri listrik dan jasa ketenagalistrikan.

Pada saat tanggal akuisisi KCE, nilai wajar atas aset yang diperoleh dan liabilitas yang ditanggung sebagai berikut:

38. ACQUISITION OF A SUBSIDIARY

As described in Note 1d, in February 2023, the Group acquired 70% equity ownership or 904,734,797 shares of KCE with transaction value amounted to Rp 2.255 billion (equivalent to US$ 148,379 thousand) which provided the Group control over monetary and operational policy of KCE.

KCE was acquired so as to the Group gaining entry into the electricity supply and services.

As of date of the acquisition of KCE, the fair values of assets acquired and liabilities assumed are as follows:

	27 Februari/ *February 27,* 2023 US$ '000	
Aset lancar		**Current assets**
Kas dan setara kas	12.452	Cash and cash equivalents
Piutang usaha	11.581	Trade accounts receivable
Persediaan	923	Inventories
Aset lancar lainnya	10.502	Other current assets
Aset tidak lancar		**Non-current assets**
Aset hak-guna (Catatan 13)	469	Right-of-use assets (Note 13)
Aset tetap (Catatan 14)	163.150	Property, plant and equipment (Note 14)
Aset tidak lancar lainnya	26.660	Other non-current assets
Liabilitas jangka pendek		**Current liabilities**
Utang usaha	(4.350)	Trade accounts payable
Liabilitas jangka pendek lainnya	(6.521)	Other current liabilities
Liabilitas jangka panjang		**Non-current liabilities**
Liabilitas pajak tangguhan	(3.254)	Deferred tax liability
Liabilitas jangka panjang lainnya	(5.452)	Other non-current liabilities
Nilai wajar aset bersih yang diperoleh	206.160	Fair value of net assets acquired
Nilai aset bersih yang diperoleh - setelah dikurangin aset pajak tangguhan	206.657	Net assets value acquired - net of deferred tax assets

Goodwill dan arus kas keluar bersih yang timbul dari akuisisi adalah sebagai berikut:

Goodwill and net cash outflow arising from such acquisition are as follows:

	2023 US$ '000	
Imbalan yang dialihkan	147.637	Consideration transferred
Kepentingan nonpengendali	61.848	Non-controlling interests
Nilai wajar aset bersih yang diperoleh setelah dikurangi aset pajak tangguhan	(206.657)	Fair value of the net assets acquired net of deferred tax assets
Goodwill yang timbul dari akuisisi (Catatan 15)	2.828	Goodwill arising from acquisition (Note 15)
Imbalan yang dialihkan	147.637	Consideration transferred
Kas dan setara kas yang diperoleh	(12.452)	Cash and cash equivalents acquired
Arus kas keluar bersih pada saat akuisisi	135.185	Net cash outflow on acquisition

Pelaksanaan Alokasi Harga Beli ("PPA") dihitung oleh penilai independen, KJPP Kusnanto & Rekan. Estimasi nilai wajar atas aset tetap diterapkan dengan metode pendekatan pendapatan dengan metode diskonto arus kas yang dihitung oleh penilai independen, KJPP Iwan Bachron & Rekan.

Purchase Price Allocation ("PPA") calculated by an independent appraiser, KJPP Kusnanto & Rekan. The fair value estimation of property, plant and equipment was determined by applying income approach with discounted cash flow method, calculated by independent appraiser, KJPP Iwan Bachron & Rekan.

Goodwill timbul dalam kombinasi bisnis karena biaya perolehan kombinasi termasuk suatu premi pengendalian. Selanjutnya, imbalan yang dibayar untuk kombinasi secara efektif termasuk jumlah yang terkait dengan sinergi yang diharapkan, pertumbuhan pendapatan, pengembangan pasar yang akan datang dan penggabungan tenaga kerja. Manfaat ini tidak diakui terpisah dari *goodwill* karena manfaat tersebut tidak memenuhi kriteria pengakuan untuk aset tak berwujud yang dapat diidentifikasi.

Goodwill arose in the business combination because the cost of the combination included a control premium. In addition, the consideration paid for the combination effectively included amounts in relation to the benefit of expected synergies, revenue growth, future market development and assembled workforce. These benefits are not recognized separately from goodwill because they do not meet the recognition criteria for identifiable intangible assets.

39. PENGUNGKAPAN TAMBAHAN ATAS AKTIVITAS INVESTASI NON - KAS

39. SUPPLEMENTAL DISCLOSURES ON NON - CASH INVESTING ACTIVITIES

	2024 US$ '000	2023 US$ '000	
Penambahan aset tetap melalui:			Additions of property, plant and equipment through:
Utang lain-lain	30.965	2.248	Other accounts payable
Realisasi uang muka pembelian aset tetap	3.168	1.154	Realization of advances for purchase of property, plant and equipment
Penambahan kapal yang diperhitungkan sebagai akuisisi aset daripada kombinasi bisnis	7.695	-	Additions of vessel which accounted as assets acquisition rather than a business combination

40. SIFAT DAN TRANSAKSI PIHAK BERELASI

40. NATURE OF RELATIONSHIP AND TRANSACTIONS WITH RELATED PARTIES

Sifat Pihak Berelasi

a. PT Barito Pacific Tbk adalah pemegang saham utama Perusahaan. Bapak Prajogo Pangestu merupakan pemegang saham terakhir Perusahaan.

b. PT Griya Idola ("GI") adalah entitas anak dari PT Barito Pacific Tbk.

c. SCG Chemicals Co., Ltd. ("SCG") adalah pemegang saham dengan pengaruh signifikan atas Perusahaan.

d. PT TOP Investment Indonesia ("TOP") adalah pemegang saham dengan pengaruh signifikan atas Perusahaan.

Nature of Relationship

a. PT Barito Pacific Tbk is the ultimate controlling party of the Company. Mr. Prajogo Pangestu is the ultimate shareholder of the Company.

b. PT Griya Idola ("GI") is a subsidiary of PT Barito Pacific Tbk.

c. SCG Chemicals Co., Ltd. ("SCG") is a shareholder with significant influence to the Company.

d. PT TOP Investment Indonesia ("TOP") is a shareholder with significant influence to the Company.

e. PTT International Trading Pte., Ltd., Top Logistics International Co., TOP Solvent Co., Ltd., Thai Paraxylene Company Limited dan PT Tirta Surya Raya tergabung dalam kelompok usaha TOP.

f. SCG Chemicals Trading (Singapore) Pte., Ltd., Map Ta Phut Olefins Co., Ltd., Thai Polyethylene Co., Ltd., dan PT Nusantara Polymer Solutions ("NPS") tergabung dalam kelompok usaha SCG.

g. PT Synthetic Rubber Indonesia ("SRI") adalah entitas asosiasi Perusahaan.

h. PT Krakatau Tirta Industri ("KTI") dan PT Krakatau Posco Energy ("KPE") adalah entitas asosiasi Perusahaan sejak tanggal 27 Februari 2023.

i. PT Krakatau Sarana Infrastruktur adalah pemegang saham nonpengendali KCE.

j. PT SCG Barito Logistics adalah entitas asosiasi dari PT Barito Pacific Tbk dan tergabung dalam kelompok usaha SCG.

k. PT Panca Puri Perkasa ("PPP") dan PT Pancapuri Indoperkasa ("PPI") memiliki pemegang saham terakhir yang sama dengan Perusahaan.

l. Phoenix Power B.V. adalah pemegang saham nonpengendali CDI.

m. BPN adalah pemegang saham nonpengedali dari MIM dan CSI serta pemegang saham minoritas dari CSP. BPN dikendalikan oleh personil manajemen kunci Perusahaan. Pemilik manfaat BPN adalah pemegang saham utama Perusahaan.

n. Personil manajemen kunci Grup adalah Dewan Direksi.

e. PTT International Trading Pte., Ltd., Top Logistics International Co., TOP Solvent Co., Ltd., Thai Paraxylene Company Limited and PT Tirta Surya Raya are within the same group as TOP.

f. SCG Chemicals Trading (Singapore) Pte., Ltd., Map Ta Phut Olefins Co., Ltd., Thai Polyethylene Co., Ltd., and PT Nusantara Polymer Solutions ("NPS") are within the same group as SCG.

g. PT Synthetic Rubber Indonesia ("SRI") are associates of the Company.

h. PT Krakatau Tirta Industri ("KTI") and PT Krakatau Posco Energy ("KPE") are associates of the Company since February 27, 2023.

i. PT Krakatau Sarana Infrastruktur is the non-controlling shareholder of KCE.

j. PT SCG Barito Logistics is an associate of PT Barito Pacific Tbk and within the same group as SCG.

k. PT Panca Puri Perkasa ("PPP") and PT Pancapuri Indoperkasa ("PPI") has the same ultimate shareholder with the Company.

l. Phoenix Power B.V. is the non-controlling shareholder of CDI.

m. BPN is a non-controlling shareholder of MIM and CSI as well as minority shareholder of CSP. BPN is controlled by key management personnel of the Company. BPN's beneficial owner is the ultimate shareholder of the Company.

n. The Group's key management personnel are its Board of Directors.

Transaksi-transaksi Pihak Berelasi

Dalam kegiatan usahanya, Grup melakukan transaksi tertentu dengan pihak-pihak berelasi yang dilakukan dengan ketentuan yang setara dengan yang berlaku dalam transaksi yang wajar, yang meliputi antara lain:

Transactions with Related Parties

In the normal course of business, the Group entered into certain transactions with related parties conducted under conditions equivalent to those applicable in a fair transaction, including the following:

a. Perusahaan menyediakan imbalan untuk anggota Dewan Komisaris dan Direksi sebagai berikut:

a. The Company provides benefits to its Board of Commissioners and Directors as follows:

	2024 US$ '000	2023 US$ '000	
Dewan Komisaris			Board of Commissioners
Imbalan kerja jangka pendek			Short-term employee benefits
Gaji dan bonus	1.001	1.157	Salaries and bonus
Direksi			Board of Directors
Imbalan kerja jangka pendek			Short-term employee benefits
Gaji dan bonus	6.445	6.153	Salaries and bonus
Tunjangan lain-lain	589	372	Other allowances
Subjumlah	7.034	6.525	Subtotal
Jumlah	8.035	7.682	Total

b. Grup menyewa ruangan kantor dan lahan parkir dari GI seperti yang dijelaskan pada Catatan 44b.

b. The Group leases office space and parking area from GI as discussed in Note 44b.

c. Penjualan kepada pihak berelasi, sebesar 15,5% dari jumlah pendapatan untuk tahun yang berakhir 31 Desember 2024 (2023: 9,9%) (Catatan 31). Pada tanggal pelaporan, piutang atas penjualan tersebut dicatat sebagai bagian dari piutang usaha (Catatan 6), yang meliputi 0,95% dari jumlah aset pada tanggal 31 Desember 2024 (31 Desember 2023: 0,33%).

c. Revenues earned from related parties, represent 15.5% of the total revenues for year ended December 31, 2024 (2023: 9.9%) (Note 31). At reporting dates, the receivables from these sales were presented as trade accounts receivable (Note 6), which constituted 0.95% of the total assets as of December 31, 2024 (December 31, 2023: 0.33%).

Rincian pendapatan dari pihak berelasi adalah sebagai berikut:

The details of revenues from related parties are as follows:

	2024	2023	
	US$ '000	US$ '000	
PT Synthetic Rubber Indonesia	179.353	126.822	PT Synthetic Rubber Indonesia
PT Nusantara Polymer Solutions	51.909	55.000	PT Nusantara Polymer Solutions
PT Tirta Surya Raya	45.829	32.348	PT Tirta Surya Raya
Thai Polyethylene Co., Ltd.	263	493	Thai Polyethylene Co., Ltd.
Jumlah	277.354	214.663	Total

d. Pembelian barang jadi dari pihak berelasi sebesar 5% dari jumlah pembelian barang jadi pada tahun yang berakhir 31 Desember 2024 (2023: 14%) (Catatan 32). Utang atas pembelian tersebut dicatat sebagai bagian dari utang usaha (Catatan 17) sebesar 0,05% dari jumlah liabilitas pada tanggal 31 Desember 2024 (2023: 0,19%).

d. Purchases of finished goods from related parties represent 5% of the total purchases of finished goods for the year ended December 31, 2024 (2023: 14%) (Note 32). The payables for these purchases were presented as part of trade accounts payable (Note 17) which represents 0.05% of the total liabilities as of December 31, 2024 (2023: 0.19%).

Rincian pembelian barang jadi dari pihak berelasi adalah sebagai berikut:

The details of purchases of finished goods from related parties are as follows:

	2024	2023	
	US$ '000	US$ '000	
SCG Chemicals Trading (Singapore) Pte., Ltd.	3.906	-	SCG Chemicals Trading (Singapore) Pte., Ltd.
PTT International Trading Pte., Ltd.	2.138	9.735	PTT International Trading Pte., Ltd.
Thai Paraxylene Company Limited	-	3.589	Thai Paraxylene Company Limited
Map Ta Phut Olefins Co., Ltd.	2.071	-	Map Ta Phut Olefins Co., Ltd.
Jumlah	8.115	13.324	Total

e. Perusahaan memiliki piutang lain-lain kepada pihak berelasi yang sebagian besar merupakan piutang atas penyediaan utilitas berupa *water treatment* dan *high pressure steam* (Catatan 7).

e. The Company has other accounts receivables from related parties most of which are receivables related to providing utility for water treatment and high pressure steam (Note 7).

f. Perusahaan mengadakan perjanjian dengan PT SCG Barito Logistics untuk pengiriman produk petrokimia dan *warehouse operational* seperti yang dijelaskan pada Catatan 44b.

f. The Company entered into an agreement with PT SCG Barito Logistics to deliver petrochemical products and warehouse operational as discussed in Note 44b.

g. CAP2, entitas anak Perusahaan, mengadakan perjanjian pembelian tanah dengan pihak berelasi. Selama tahun yang berakhir 31 Desember 2024 dan 2023, total pembelian tanah adalah sebesar nihil.

g. CAP2, the subsidiary of the Company, has entered into a master purchase agreement with a related party to purchase land. During the year ended December 31, 2024 and 2023, the total purchase of the land amounted to nil.

h. Perusahaan mengadakan perjanjian dengan PT Panca Puri Perkasa untuk sewa menyewa gudang seperti yang dijelaskan pada Catatan 44b. Saldo liabilitas sewa pada tanggal 31 Desember 2024 sebesar US$ 4.831 ribu (31 Desember 2023: US$ 5.511 ribu) (Catatan 20).

i. Pada tahun 2024, CAP2 dan CDI menandatangani perjanjian pinjaman bersyarat yang akan diperhitungkan sebagai uang muka pinjaman kepada BPN. Total nilai piutang pinjaman ini per 31 Desember 2024 sebesar Rp 642.279 juta (atau setara dengan US$ 39.740 ribu) dengan jangka waktu masing-masing selama 84 bulan sejak tanggal perjanjian dan tingkat suku bunga tahunan mengambang sebesar JIBOR 3 bulan + persentase tertentu.

h. The Company entered into an operating lease agreement with PT Panca Puri Perkasa for warehouse as discussed in Note 44b. The outstanding lease liability amounted to US$ 4,831 thousand as of December 31, 2024 (December 31, 2023: US$ 5,511 thousand) (Note 20).

i. In 2024, CAP2 and CDI signed a pre-conditional loan agreement which will be accounted as loan advance to BPN. The total outstanding amount of these loan receivables as of December 31, 2024 is Rp 642,279 million (or equivalent to US$ 39,740 thousand) with period of 84 months from the date of the agreement and annual floating interest rate of JIBOR 3 months + certain percentage, respectively.

41. INFORMASI SEGMEN

Segmen Usaha

Grup melaporkan segmen berdasarkan divisi-divisi operasi berikut:

- *Olefin* (*ethylene, propylene, pyrolysis gasoline, mixed C4, naphtha*)
- *Polyolefin* (*polyethylene* dan *polypropylene*)
- *Styrene monomer*
- *Butadiene*
- *Methyl Tertiary Butyl Ether (MTBE) & Butene-1*
- *Benzene*
- Infrastruktur

Segmen infrastruktur terdiri dari bisnis Grup berupa sewa tangki dan dermaga serta penjualan daya listrik dan jasa kelistrikan lainnya.

Berikut ini adalah informasi segmen berdasarkan divisi-divisi operasi.

41. SEGMENT INFORMATION

Business Segments

The Group's reportable segments are based on the following operating divisions:

- Olefin (ethylene, propylene, pyrolysis gasoline, mixed C4, naphtha)
- Polyolefin (polyethylene and polypropylene)
- Styrene monomer
- Butadiene
- Methyl Tertiary Butyl Ether (MTBE) & Butene-1
- Benzene
- Infrastructure

Infrastructure segment consists of those business of the Group in the tanks and jetty rental and sales of electricity and other electrical services.

The following is segment information based on the operating divisions.

	31 Desember/*December* 31, 2024										
	Olefin	Polyolefin	Styrene Monomer	Butadiene	MTBE & Butene-1	Benzene	Infrastruktur/ *Infrastructure*	Jumlah/ *Total*	Eliminasi/ *Eliminations*	Konsolidasian/ *Consolidated*	
	US$ '000	US$ '000	US$ '000	US$ '000	US$ '000	US$ '000	US$ '000	US$ '000	US$ '000	US$ '000	
PENDAPATAN											REVENUE
Pendapatan eksternal	181.929	1.024.478	248.753	158.267	65.700	5.324	100.913	1.785.364	-	1.785.364	External revenue
Pendapatan antar segmen	265.429	29.779	-	4.290	65.454	13.694	8.295	386.941	(386.941)	-	Inter-segment revenue
Jumlah pendapatan	447.358	1.054.257	248.753	162.557	131.154	19.018	109.208	2.172.305	(386.941)	1.785.364	Total revenue
HASIL											RESULT
Hasil segmen	60.392	(53.654)	(8.394)	31.806	5.700	(390)	12.858	48.319		48.319	Segment result
Beban yang tidak dapat dialokasikan										(140.047)	Unallocated expenses
Rugi sebelum pajak										(91.728)	Loss before tax
INFORMASI LAINNYA											OTHER INFORMATION
ASET											ASSETS
Aset segmen	918.508	698.013	147.117	191.882	154.644	-	224.805	2.334.969	(136.260)	2.198.709	Segment assets
Investasi pada asosiasi										154.227	Investment in associate
Aset hak guna - bersih										8.723	Right of use assets - net
Aset yang tidak dapat dialokasi										3.297.207	Unallocated assets
Jumlah aset yang dikonsolidasikan										5.658.866	Consolidated total assets
LIABILITAS											LIABILITIES
Liabilitas segmen	(593.216)	(11.947)	(18.865)	(176)	(11.989)	-	(12.806)	(648.999)	145.070	(503.929)	Segment liabilities
Liabilitas yang tidak dapat dialokasi										(2.222.194)	Unallocated liabilities
Jumlah liabilitas yang dikonsolidasikan										(2.726.123)	Consolidated total liabilities
Pengeluaran modal	2.250	-	-	-	2.017	-	82.412	86.679	-	86.679	Capital expenditures
Pengeluaran modal yang tidak dapat dialokasikan										319.157	Unallocated capital expenditures
Jumlah pengeluaran modal										405.836	Total capital expenditures
Beban penyusutan	60.092	26.423	7.259	5.726	5.311	-	10.165	114.976	-	114.976	Depreciation expense

	31 Desember/*December* 31, 2023										
	Olefin	Polyolefin	Styrene Monomer	Butadiene	MTBE & Butene-1	Benzene	Infrastruktur/ *Infrastructure*	Jumlah/ *Total*	Eliminasi/ *Eliminations*	Konsolidasian/ *Consolidated*	
	US$ '000	US$ '000	US$ '000	US$ '000	US$ '000	US$ '000	US$ '000	US$ '000	US$ '000	US$ '000	
PENDAPATAN											REVENUE
Pendapatan eksternal	357.872	1.267.883	231.640	149.420	75.403	-	77.714	2.159.932	-	2.159.932	External revenue
Pendapatan antar segmen	489.663	163.138	6.505	9.028	75.149	10.514	1.913	755.910	(755.910)	-	Inter-segment revenue
Jumlah pendapatan	847.535	1.431.021	238.145	158.448	150.552	10.514	79.627	2.915.842	(755.910)	2.159.932	Total revenue
HASIL											RESULT
Hasil segmen	63.731	(15.116)	(5.893)	12.128	17.206	76	9.698	81.830		81.830	Segment result
Beban yang tidak dapat dialokasikan										(136.394)	Unallocated expenses
Rugi sebelum pajak										(54.564)	Loss before tax
INFORMASI LAINNYA											OTHER INFORMATION
ASET											ASSETS
Aset segmen	1.046.083	715.157	99.669	125.633	111.267	-	157.430	2.255.239	(179.213)	2.076.026	Segment assets
Investasi pada asosiasi										135.697	Investment in associate
Aset hak guna - bersih										12.206	Right of use assets - net
Aset yang tidak dapat dialokasi										3.390.523	Unallocated assets
Jumlah aset yang dikonsolidasikan										5.614.452	Consolidated total assets
LIABILITAS											LIABILITIES
Liabilitas segmen	(655.206)	(49.926)	(21.801)	(4.878)	(16.833)	-	(2.905)	(751.549)	181.876	(569.673)	Segment liabilities
Liabilitas yang tidak dapat dialokasi										(2.050.879)	Unallocated liabilities
Jumlah liabilitas yang dikonsolidasikan										(2.620.552)	Consolidated total liabilities
Pengeluaran modal	31.238	58	-	-	-	-	7.282	38.578	-	38.578	Capital expenditures
Pengeluaran modal yang tidak dapat dialokasikan										52.833	Unallocated capital expenditures
Jumlah pengeluaran modal										91.411	Total capital expenditures
Beban penyusutan	50.518	39.278	5.764	5.340	3.810	-	7.969	112.679	-	112.679	Depreciation expense

Segmen Geografis

Pendapatan berdasarkan pasar

Berdasarkan pasar geografis tanpa memperhatikan tempat diproduksinya barang, seluruh penjualan Grup dilakukan dengan negara Asia. Grup beroperasi di wilayah Indonesia dan Singapura.

Geographical Segments

Revenues based on market

Based on geographical segments without considering where the products are produced, all Group's sales were made to Asian countries. The Group operates in Indonesia and Singapore.

42. ASET DAN LIABILITAS MONETER DALAM MATA UANG SELAIN DOLAR AMERIKA SERIKAT

Grup, kecuali RPU dan KSE, mempunyai aset dan liabilitas moneter dalam mata uang selain Dolar Amerika Serikat sebagai berikut:

42. MONETARY ASSETS AND LIABILITIES DENOMINATED IN CURRENCIES OTHER THAN UNITED STATES DOLLAR

The Group, except RPU and KSE, had monetary assets and liabilities denominated in currencies other than United States Dollar as follows:

		31 Desember/*December 31*, 2024		31 Desember/*December 31*, 2023		
		Mata uang selain Dolar Amerika Serikat/ *Currencies other than U.S. Dollar*	Ekuivalen dalam US$ '000/ *Equivalent in US$ '000*	Mata uang selain Dolar Amerika Serikat/ *Currencies other than U.S. Dollar*	Ekuivalen dalam US$ '000/ *Equivalent in US$ '000*	
ASET						ASSETS
Kas dan setara kas	Rp'000	6.231.970.373	385.594	5.386.450.018	349.406	Cash and cash equivalents
	Lainnya/ *Others*		16.482		10.535	
Piutang usaha	Rp'000	2.833.715.784	175.332	1.972.601.777	127.958	Trade accounts receivable
Piutang lain-lain	Rp'000	227.697.093	14.088	193.124.510	12.528	Other accounts receivable
Pajak dibayar dimuka	Rp'000	815.884.330	50.482	514.971.480	33.405	Prepaid taxes
Aset lancar lainnya	Rp'000	1.846.586.329	114.255	1.182.330.120	76.695	Other current assets
Piutang pinjaman kepada pihak berelasi	Rp'000	642.279.263	39.740	-	-	Loan receivable to a related party
Tagihan restitusi pajak	Rp'000	94.192.136	5.828	94.199.745	6.111	Claims for tax refunds
Aset lain-lain tidak lancar	Rp'000	180.254.786	11.153	279.029.600	18.100	Other non-current assets
Jumlah			812.954		634.738	Total
LIABILITAS						LIABILITIES
Utang usaha	Rp'000	2.216.020.306	137.113	2.223.150.925	144.206	Trade accounts payable
	Lainnya/ *Others*		3.088		698	
Utang lain-lain kepada	Rp'000	64.454.638	3.988	76.000.880	4.930	Other accounts payable
Utang pajak	Rp'000	65.601.558	4.059	113.665.452	7.373	Taxes payable
Biaya yang masih harus dibayar	Rp'000	253.437.841	15.681	257.434.299	16.699	Accrued expenses
Liabilitas sewa	Rp'000	120.988.732	7.486	140.077.962	9.087	Lease liabilities
Utang bank jangka panjang	Rp'000	5.302.043.005	328.056	929.136.000	60.271	Long-term loan
Utang obligasi	Rp'000	10.571.548.038	654.099	9.350.170.978	606.524	Bonds payable
Jumlah			1.153.570		849.788	Total
Liabilitas Bersih			(340.616)		(215.050)	Net Liabilities

Entitas anak, RPU dan KSE, memiliki mata uang fungsional dalam Rupiah Indonesia (Rp), dimana aset bersih dalam mata uang asing sebesar nihil pada tanggal 31 Desember 2024 dan 2023.

Kurs konversi yang digunakan Grup pada 31 Desember 2024 adalah US$ 0,061 (31 Desember 2023: US$ 0,065) untuk Rp 1.000.

The subsidiary, RPU and KSE, has functional currency in Indonesian Rupiah (Rp), in which its foreign currency denominated net assets amounted to nil as of December 31, 2024 and 2023.

The conversion rates used by the Group as of December 31, 2024 are US$ 0.061 (December 31, 2023: US$ 0.065), for Rp 1,000.

43. REKONSILIASI LIABILITAS YANG TIMBUL DARI AKTIVITAS PENDANAAN

43. RECONCILIATION OF LIABILITIES ARISING FROM FINANCING ACTIVITIES

	1 Januari 2024/ *January 1, 2024*	Arus kas dari aktivitas pendanaan - bersih/ *Financing cash flows - net*	Perubahan transaksi non kas/ *Non-cash changes*: Amortisasi biaya transaksi/ *Amortization of transaction costs*	Perubahan transaksi non kas/ *Non-cash changes*: Pengaruh selisih kurs/ *Effect of changes in foreign exchange rates*	Perubahan transaksi non kas/ *Non-cash changes*: Penyesuaian Sewa/*Lease Adjustment*	31 Desember 2024/ *December 31, 2024*	
	US$ '000	US$ '000	US$ '000	US$ '000	US$ '000	US$ '000	
Utang bank							Bank loans
Jangka pendek	10.649	49.433	-	(82)	-	60.000	Short-term
Jangka panjang	1.114.355	169.290	(742)	(3.925)	-	1.278.978	Long-term
Utang obligasi	606.524	75.852	(820)	(27.457)	-	654.099	Bonds payable
Liabilitas sewa	9.173	(1.236)	-	-	(398)	7.539	Lease liabilities
Jumlah	1.740.701	293.339	(1.562)	(31.464)	(398)	2.000.616	Total

	1 Januari 2023/ *January 1, 2023*	Arus kas dari aktivitas pendanaan - bersih/ *Financing cash flows - net*	Perubahan transaksi non kas/ *Non-cash changes*: Amortisasi biaya transaksi/ *Amortization of transaction costs*	Perubahan transaksi non kas/ *Non-cash changes*: Pengaruh selisih kurs/ *Effect of changes in foreign exchange rates*	Perubahan transaksi non kas/ *Non-cash changes*: Lain-lain*)/ *Others*	31 Desember 2023/ *December 31, 2023*	
	US$ '000	US$ '000	US$ '000	US$ '000	US$ '000	US$ '000	
Utang bank							Bank loans
Jangka pendek	636	10.000	-	13	-	10.649	Short-term
Jangka panjang	934.905	184.256	(1.157)	(3.649)	-	1.114.355	Long-term
Utang obligasi	529.765	67.381	(463)	9.841	-	606.524	Bonds payable
Liabilitas sewa	5.777	(1.923)	-	-	5.319	9.173	Lease liabilities
Jumlah	1.471.083	259.714	(1.620)	6.205	5.319	1.740.701	Total

*) termasuk perolehan liabilitas sewa yang berasal dari akuisisi entitas anak dan penambahan tahun berjalan.

*) include additions of lease liabilities from acquisition of subsidiary and addition during the year.

44. IKATAN

a. Fasilitas kredit yang belum digunakan

Pada tanggal 31 Desember 2024, Grup mempunyai fasilitas pinjaman yang belum digunakan sebagai berikut:

44. COMMITMENTS

a. Unused credit facilities

As of December 31, 2024, the Group has unused credit facilities as follows:

	Fasilitas maksimal/ *Maximum facilities*	Fasilitas yang telah digunakan/ *Used facilities*	Fasilitas yang belum digunakan/ *Unused facilties*	Tanggal jatuh tempo/ *Maturity date*	
	US$ '000	US$ '000	US$ '000		
Citibank, N.A., Limit gabungan fasilitas perbankan	80.000	-	80.000	1 Agustus 2025/ *August 1, 2025*	Citibank, N.A., Combined limit banking facilities
PT Bank Danamon Indonesia Tbk *Omnibus Trade Finance* dan *Trust Receipt Facility*	75.000	33.162	41.838	30 Juli 2025/ *July 30, 2025*	PT Bank Danamon Indonesia Tbk Omnibus Trade Finance and Trust Receipt Facility
Committed	20.000	-	20.000	30 Juli 2025/ *July 30, 2025*	Committed
DBS Bank Ltd., Singapura *Uncommitted*	125.000	86.246	38.754	29 Juli 2025/ *July 29, 2025*	DBS Bank Ltd., Singapore Uncommitted
Committed	110.000	-	110.000	24 Juni 2027/ *June 24, 2027*	Committed
PT Bank Central Asia Tbk *Sight L/C* dan *Usance L/C*	80.000	16.681	63.319	27 April 2025/ *April 27, 2025*	PT Bank Central Asia Tbk Sight L/C and Usance L/C

	Fasilitas maksimal/ *Maximum facilities* US$ '000	Fasilitas yang telah digunakan/ *Used facilities* US$ '000	Fasilitas yang belum digunakan/ *Unused facilties* US$ '000	Tanggal jatuh tempo/ *Maturity date*	
PT Bank HSBC Indonesia (d/h The Hongkong and Shanghai Banking Corporation Limited)					PT Bank HSBC Indonesia (formerly The Hongkong and Shanghai Banking Corporation Limited)
Uncommitted	125.000	66.628	58.372	31 Juli 2025/ *July 31, 2025*	Uncommitted
Committed	50.000	16.667	33.333	31 Juli 2025/ *July 31, 2025*	Committed
The Siam Commercial Bank Public Company Limited					The Siam Commercial Bank Public Company Limited
Usance L/C	70.000	-	70.000	14 Nopember 2025/ *November 14, 2025*	Usance L/C
National Bank of Kuwait *Singapore Branch*					National Bank of Kuwait Singapore Branch
Sight L/C dan Usance L/C	105.000	-	105.000	18 September 2025/ *September 18, 2025*	Sight L/C and Usance L/C
PT Bank BNP Paribas Indonesia					PT Bank BNP Paribas Indonesia
Uncommitted	30.000	3.910	26.090	31 Juli 2025/ *July 31, 2025*	Uncommitted
Kasikorn Bank Public Company Limited					Kasikorn Bank Public Company Limited
Letter of Credit Facility dan Trust Receipt Facility	129.458	129.458	-	30 Juni 2025/ *June 30, 2025*	Letter of Credit Facility and Trust Receipt Facility
Committed	47.076	25.374	21.702	8 Desember 2025/ *December 8, 2025*	Committed
PT Bank CIMB Niaga Tbk					PT Bank CIMB Niaga Tbk
Uncommitted	60.000	46.727	13.273	4 Mei 2025/ *May 4, 2025*	Uncommitted
Revolving credit facility	15.000	-	15.000	4 Mei 2025/ *May 4, 2025*	Revolving credit facility
PT Bank Mandiri (Persero) Tbk					PT Bank Mandiri (Persero) Tbk
Uncommitted	75.000	37.649	37.351	29 Juli 2025/ *July 29, 2025*	Uncommitted
Committed	50.000	-	50.000	29 Juli 2025/ *July 29, 2025*	Committed
Bank Permata Tbk					Bank Permata Tbk
Committed	60.000	-	60.000	7 September 2026/ *September 7, 2026*	Committed
PT Bank Negara Indonesia (Persero) Tbk					PT Bank Negara Indonesia (Persero) Tbk
Uncomitted	42.000	32.382	9.618	1 Nopember 2025/ *November 1, 2025*	Uncommitted
PT Bank Rakyat Indonesia (Persero) Tbk					PT Bank Rakyat Indonesia (Persero) Tbk
Uncomitted	75.000	61.090	13.910	3 Januari 2026/ *January 3, 2026*	Uncommitted
PT Bank UOB Indonesia					PT Bank UOB Indonesia
Uncommitted	30.000	30.000	-	25 Juli 2025/ *July 25, 2025*	Uncommitted
CIMB Bank Berhad Singapura					CIMB Bank Berhad Singapore
Uncommitted	65.000	9.521	55.479	29 Juli 2025/ *July 29, 2025*	Uncommitted
United Overseas Bank Limited Singapura					United Overseas Bank Limited Singapore
Uncommitted	70.000	45.791	24.209	29 Juli 2025/ *July 29, 2025*	Uncommitted
OCBC Limited Singapura					OCBC Limited Singapore
Uncommitted	60.000	10.145	49.855	30 April 2025/ *April 30, 2025*	Uncommitted

Seluruh fasilitas kredit modal kerja tidak dijaminkan.

All working capital credit facilities are unsecured.

b. Perjanjian operasional

- Pada bulan Juni 2013, Grup mengadakan perjanjian ventura bersama dengan Compagnie Financiere Michelin SCmA (Michelin). Dalam perjanjian tersebut, Perusahaan dan PBI setuju untuk menjual dan/atau memasok *butadiene* kepada SRI secara non-eksklusif. Perusahaan juga akan berbagi fasilitas dan menyediakan jasa untuk mendukung kegiatan usaha dan operasional SRI, berupa antara lain *HP steam, jetty* dan gudang penyimpanan, pembuangan limbah, akses jalan, dan lain-lain. Perjanjian ini akan terus berlaku hingga diakhiri berdasarkan kesepakatan bersama dari para pihak. Sehubungan dengan telah bergabungnya PBI ke dalam Perusahaan efektif tanggal 1 Januari 2020, maka seluruh kewajiban PBI berdasarkan perjanjian ini beralih demi hukum kepada Perusahaan dan kewajiban tersebut dengan demikian menjadi tanggung jawab Perusahaan.

- Grup dan GI mengadakan perjanjian sewa ruang kantor dan lahan parkir selama satu tahun di Wisma Barito Pacific, Jalan Let. Jend. S. Parman Kav. 62-63, Jakarta 11410 yang akan berakhir di bulan Juni 2025 (Catatan 40).

- Pada tanggal 18 Januari 2018, Perusahaan mengadakan perjanjian dengan PT SCG Barito Logistics yang telah diamendemen pada tanggal 1 Februari 2020 untuk pengiriman produk petrokimia dan operasional gudang. Perjanjian ini akan secara otomatis diperpanjang secara tahunan dan akan diakhiri dengan persetujuan kedua belah pihak.

- Pada bulan 17 Februari 2023, Perusahaan mengadakan perpanjangan kontrak atas perjanjian *Network Integration Optimization* and *IT Infrastructure Manage Services* dengan PT Kyndryl Solutions Indonesia ("Kyndryl"). Berdasarkan perjanjian ini, Kyndryl menyetujui untuk menyewakan peralatan IT dan jaringannya kepada Perusahaan. Perjanjian ini akan berakhir pada bulan 31 Maret 2028.

- Pada tanggal 27 April 2018, CAP2 mengadakan perjanjian dengan Lummus Technology LLC untuk pengadaan lisensi dan desain teknik untuk pabrik *Olefin* dan *Butadiene*; Basell *Polyolefine* GmbH dan Basell Poliolefine Italia S.r.l untuk pengadaan lisensi proses pabrik *HDPE* dan *LDPE*; GTC Technology US, LLC untuk pengadaan lisensi, rekayasa dasar dan teknik teknologi *Aromatic Recovery Unit* (ARU); dan Texplore Co., Ltd., untuk pengadaan lisensi teknologi *E-Lene* untuk pabrik *Polypropylene*.

b. Operational agreements

- In June 2013, the Group entered into a joint-venture agreement with Compagnie Financiere Michelin SCmA (Michelin). Based on the agreement, the Company and PBI agrees to sell and/or provide butadiene to SRI in non- exclusive basis. The Company will also share their facility and provide service to support SRI's business and operational activity, among others HP steam, jetty and warehouse storage, waste removal, road access, and others. The agreement shall continue in effect unless it is terminated by both parties on the basis of mutual agreement. In relation with the merger of PBI into the Company effective as of January 1, 2020, then all obligations of PBI under these agreements are transferred by law to the Company and those obligations thereafter become the responsibility of the Company.

- The Group and GI entered into operating lease agreements for office space and parking area rental for one year on Wisma Barito Pacific, Jalan Let. Jend. S. Parman Kav. 62-63, Jakarta 11410 which will expire in June 2025 (Note 40).

- On January 18, 2018, the Company entered into an agreement with PT SCG Barito Logistics which has been amended on February 1, 2020 to deliver petrochemical products and warehouse operational. This agreement will automatically extended annually and will be terminated upon the mutual agreement of both parties.

- On February 17, 2023, the Company entered into a contract extension on the agreement of Network Integration, Optimization and IT Infrastructure Manage Services with PT Kyndryl Solutions Indonesia ("Kyndryl"). Under this agreement, Kyndryl agreed to provide IT equipment and infrastructure to the Company. This agreement will expire on March 31, 2028.

- On April 27, 2018, CAP2 entered into the agreement with Lummus Technology LLC to license and engineering design for Olefin and Butadiene plant; Basell Polyolefine GmbH and Basell Poliolefine Italia S.r.l to license for HDPE and LDPE plant; GTC Technology US, LLC to license, basic engineering dan technical services for Aromatic Recovery Unit (ARU) technology; and Texplore Co., Ltd. to license E-Lene technology package for Polypropylene plant.

Pabrik akan dibangun di Cilegon, Banten dan seluruh pekerjaan tersebut diekspektasi untuk selesai pada 2028-2029.

The plants will be built in Cilegon, Banten and all works are expected to be completed in 2028-2029.

- Pada tanggal 4 Mei 2020, Perusahaan menandatangani perjanjian sewa menyewa gudang yang berlokasi di kawasan Krakatau Industrial Estate Cilegon, Jalan Asia Raya, Kelurahan Kotasari, Kecamatan Gerogol, Kota Cilegon, Provinsi Banten, seluas 25.704 m^2 dengan PT Panca Puri Perkasa yang akan berakhir pada 23 Oktober 2030 (Catatan 40). Pada tanggal 25 Maret 2022, Perusahaan melakukan amandemen atas perjanjian tersebut dimana terdapat perubahan luas sewa tanah yang efektif berlaku sejak 1 April 2022.

- On May 4, 2020, the Company entered into operating lease agreement for warehouse located in Krakatau Industrial Estate Cilegon area, Jalan Asia Raya, Kelurahan Kotasari, Kecamatan Gerogol, Kota Cilegon, Provinsi Banten, with total area of 25,704 square meters with PT Panca Puri Perkasa which will expire on October 23, 2030 (Note 40). On March 25, 2022, the Company amended the agreement on changes of land rent area effective from April 1, 2022.

- Pada tanggal 16 Juni 2020, Perusahaan menandatangani perjanjian sewa untuk pemanfaatan lahan untuk pemasangan jalur pipa gas di tanah PT Pertamina Gas yang akan berakhir pada tanggal 14 Agustus 2026.

- On June 16, 2020, the Company entered into land lease agreement for pipeline installation on PT Pertamina Gas's land which will expire on August 14, 2026.

- Pada tanggal 23 November 2021, CAP2 telah menunjuk dan menandatangani perjanjian dengan empat kontraktor yaitu Toyo Engineering Corporation, Samsung Engineering Co., Ltd., Wood, dan PT Haskoning Indonesia untuk mengerjakan *Front-End Engineering Design* ("FEED") atas pembangunan pabrik CAP2.

- On November 23, 2021, CAP2 has appointed and signed agreements with four contractors namely Toyo Engineering Corporation, Samsung Engineering Co., Ltd., Wood, and PT Haskoning Indonesia to work on the Front-End Engineering Design ("FEED") for its construction of CAP2's plants.

- Pada tanggal 28 Maret 2013, KCE mengadakan Perjanjian Jual Beli Gas Industri Manufaktur dan Pembangkitan Listrik ("PJBTG") No. 344/DUKCE/ KONTR/2013 dengan PT Perusahaan Gas Negara ("PGN"). Perjanjian ini berakhir dalam waktu 10 tahun sejak tanggal 1 Januari 2007. Pada tanggal 30 Desember 2022, KCE dan PGN menandatangani Amendemen Kesebelas atas PJBTG yang memperpanjang jangka waktu perjanjian hingga 31 Desember 2027.

  PGN memberlakukan pemakaian gas minimum dan maksimum, dimana apabila pemakaian KCE di bawah minimum pemakaian, maka KCE tetap perlu membayar sebanyak minimum pemakaian. Selisih antara minimum pemakaian dan pemakaian aktual akan menjadi deposito gas. Apabila pemakaian KCE melebihi pemakaian maksimum, maka KCE akan dikenakan *surcharge* dengan tarif yang sesuai dengan Keputusan Direksi PGN yang berlaku pada saat itu. Secara historis, KCE belum pernah melebihi pemakaian maksimum.

- On March 28, 2013, KCE entered into a Sale and Purchase of Gas for Manufacturing Industry and Electricity Generating Agreement ("PJBTG") No.344/DUKCE/KONTR/2013 with PT Perusahaan Gas Negara ("PGN"). The agreement will expire in 10 years from January 1, 2007. On December 30, 2022, KCE and PGN signed the Eleventh Amendment to the PJBTG to extend the period of agreement until December 31, 2027.

  PGN implements a minimum and maximum gas usage, whereas, if KCE does not meet the minimum usage, KCE is liable to pay for the minimum usage. Any difference between the minimum usage and actual usage will be accounted for as gas deposit. If KCE exceeds the maximum usage, KCE will be billed with a surcharge which rates follows the Decree of Director of PGN at the time of the excess usage. Historically, KCE has never exceeded the maximum usage.

Berdasarkan Amendemen Kesepuluh atas PJBTG tanggal 5 Juni 2020, pemakaian gas minimum dan maksimum KCE adalah masing-masing 9 *Billion British Thermal Unit* ("BBTU")/hari kerja dan 13,5 BBTU/hari kerja, berlaku hingga 31 Desember 2022. Kemudian sebagaimana diubah dan dinyatakan kembali melalui Amendemen Kesebelas atas PJBTG, berlaku mulai 1 Januari 2023, jumlah pemakaian gas minimum dan maksimum KCE menjadi masing-masing 9,5 BBTU/hari kerja dan 21 BBTU/hari kerja.

Terkait harga tarif penggunaan gas, terdapat perubahan tarif sesuai dengan surat pemberlakuan harga gas No. 005600.S/PP.01/SBD/2024 tentang pemberlakuan perubahan harga untuk periode 2024, menjadi sebesar US$ 8,70/MMBTU.

According to the Tenth Amendment to the PJBTG dated June 5, 2020, KCE's minimum and maximum usage of gas are 9 Billion British Thermal Unit ("BBTU")/working day and 13.5 BBTU/working day, respectively, valid until December 31, 2022. As amended and restated by the Eleventh Amendment to the PJBTG starting on January 1, 2023, the minimum and maximum KCE gas consumption will be 9.5 BBTU/working day and 21 BBTU/working day, respectively.

Related to price of gas usage tariffs, there is change in the tariff according to the gas price implementation letter No. 005600.S/PP.01/SBD/2024 for implementation of price changes for the 2024, to amounting US$ 8.70/MMBTU.

- Pada tanggal 4 Agustus 2023, CAA telah menunjuk dan menandatangani perjanjian dengan dua kontraktor untuk mengerjakan *Front-End Engineering Design* ("FEED") atas pembangunan pabrik CAA.
- Pada tanggal 19 September 2023, CAA telah menunjuk dan menandatangani perjanjian dengan dua kontraktor untuk mengerjakan pematangan lahan.
- Pada tanggal 8 Mei 2024, CAPGC, entitas anak Perusahaan, telah menandatangani Perjanjian Bersyarat Jual Beli dengan Shell Singapore Pte. Ltd. untuk mengakuisisi seluruh kepemilikannya di Shell Energy and Chemicals Park di Singapura.

  Pada tanggal penerbitan laporan keuangan konsolidasian Grup, akuisisi yang diusulkan masih dalam proses dan Grup belum memperoleh pengendalian atas entitas yang diakuisisi.

- On August 4, 2023, CAA has appointed and signed agreements with two contractors to work on the Front-End Engineering Design ("FEED") for its construction of CAA's plants.
- On September 19, 2023, CAA has appointed and signed agreements with two contractors to work on land preparation.
- On May 8, 2024, CAPGC, a subsidiary of the Company, have entered into a Conditional Sales and Purchase Agreement with Shell Singapore Pte. Ltd. to acquire all of its interest in Shell Energy and Chemicals Park in Singapore.

  As of the issuance date of consolidated financial statements of the Group, the proposed acquisition is still in progress and the Group has not obtained control of the acquiree.

45. INSTRUMEN KEUANGAN, MANAJEMEN RISIKO KEUANGAN DAN MODAL

a. Kategori dan Kelas Instrumen Keuangan

45. FINANCIAL INSTRUMENTS, FINANCIAL RISK AND CAPITAL MANAGEMENT

a. Categories and Classes of Financial Instruments

	Aset keuangan pada biaya perolehan yang diamortisasi/ *Financial assets at amortized cost*	Aset keuangan pada nilai wajar melalui laba rugi/ *Financial assets at fair value through profit or loss*	Instrumen utang diklasifikasikan pada FVTOCI/ *Debt instrument classified as at FVTOCI*	Liabilitas pada biaya perolehan diamortisasi/ *Liabilities at amortized cost*	Liabilitas derivatif yang diukur pada nilai wajar melalui laba rugi/ *Derivative liabilities measured at fair value through profit and loss*	Derivatif yang digunakan untuk lindung nilai/ *Derivatives designated as hedge instrument*	Jumlah/ *Total*	
	US$ '000	US$ '000	US$ '000	US$ '000	US$ '000	US$ '000	US$ '000	
31 Desember 2024								**December 31, 2024**
Aset Keuangan Lancar								**Current Financial Assets**
Bank dan deposito berjangka	1.366.685	-	-	-	-	-	1.366.685	Cash in banks and time deposits
Piutang usaha								Trade accounts receivable
Pihak berelasi	53.675	-	-	-	-	-	53.675	Related parties
Pihak ketiga	155.093	-	-	-	-	-	155.093	Third parties
Piutang lain-lain								Other accounts receivable
Pihak berelasi	3.922	-	-	-	-	-	3.922	Related parties
Pihak ketiga	40.422	-	-	-	-	-	40.422	Third parties
Aset lancar lainnya	245.102	51.660	60.238	-	-	-	357.000	Other current assets
Aset Keuangan Tidak Lancar								**Non-current Financial Assets**
Piutang pinjaman kepada pihak berelasi	39.740	-	-	-	-	-	39.740	Loan receivable to a related party
Aset keuangan derivatif	-	-	-	-	-	25.319	25.319	Derivative financial assets
Aset tidak lancar lainnya	369.834	12.545	-	-	-	-	382.379	Other non-current assets
Jumlah Aset Keuangan	2.274.473	64.205	60.238	-	-	25.319	2.424.235	Total Financial Assets

	Aset keuangan pada biaya perolehan yang diamortisasi/ *Financial assets at amortized cost*	Aset keuangan pada nilai wajar melalui laba rugi/ *Financial assets at fair value through profit or loss*	Instrumen utang diklasifikasikan pada FVTOCI/ *Debt instrument classified as at FVTOCI*	Liabilitas pada biaya perolehan diamortisasi/ *Liabilities at amortized cost*	Liabilitas derivatif yang diukur pada nilai wajar melalui laba rugi/ *Derivative liabilities measured at fair value through profit and loss*	Derivatif yang digunakan *untuk* lindung nilai/ *Derivatives designated as hedge instrument*	Jumlah/ *Total*	
	US$ '000	US$ '000	US$ '000	US$ '000	US$ '000	US$ '000	US$ '000	
31 Desember 2024								**December 31, 2024**
Liabilitas Keuangan Jangka Pendek								**Current Financial Liabilities**
Utang bank jangka pendek	-	-	-	60.000	-	-	60.000	Short-term bank loans
Utang usaha								Trade accounts payable
Pihak berelasi	-	-	-	1.384	-	-	1.384	Related parties
Pihak ketiga	-	-	-	514.776	-	-	514.776	Third parties
Utang lain-lain	-	-	-	31.170	-	-	31.170	Other accounts payable
Biaya yang masih harus dibayar	-	-	-	26.759	-	-	26.759	Accrued expenses
Liabilitas jangka panjang yang jatuh tempo dalam satu tahun:								Current maturities of long-term liabilities:
Utang bank	-	-	-	68.474	-	-	68.474	Bank loans
Utang obligasi	-	-	-	86.949	-	-	86.949	Bonds payable
Liabilitas keuangan derivatif	-	-	-	-	2.519	8.290	10.809	Derivative financial liabilities
Liabilitas Keuangan Jangka Panjang								**Non-current Financial Liabilities**
Liabilitas jangka panjang - setelah dikurangi bagian yang jatuh tempo dalam satu tahun:								Long-term liabilities - net of current maturities:
Utang bank	-	-	-	1.210.504	-	-	1.210.504	Bank loans
Utang obligasi	-	-	-	567.150	-	-	567.150	Bonds payable
Liabilitas keuangan derivatif	-	-	-	-	-	27.883	27.883	Derivative financial liabilities
Jumlah Liabilitas Keuangan	-	-	-	2.567.166	2.519	36.173	2.605.858	Total Financial Liabilities

	Aset keuangan pada biaya perolehan yang diamortisasi/ *Financial assets at amortized cost*	Aset keuangan pada nilai wajar melalui laba rugi/ *Financial assets at fair value through profit or loss*	Instrumen utang diklasifikasikan pada FVTOCI/ *Debt instrument classified as at FVTOCI*	Liabilitas pada biaya perolehan diamortisasi/ *Liabilities at amortized cost*	Liabilitas derivatif yang diukur pada nilai wajar melalui laba rugi/ *Derivative liabilities measured at fair value through profit and loss*	Derivatif yang digunakan *untuk* lindung nilai/ *Derivatives designated as hedge instrument*	Jumlah/ *Total*	
	US$ '000	US$ '000	US$ '000	US$ '000	US$ '000	US$ '000	US$ '000	
31 Desember 2023								**December 31, 2023**
Aset Keuangan Lancar								**Current Financial Assets**
Bank dan deposito berjangka	1.439.621	-	-	-	-	-	1.439.621	Cash in banks and time deposits
Piutang usaha								Trade accounts receivable
Pihak berelasi	18.624	-	-	-	-	-	18.624	Related parties
Pihak ketiga	135.152	-	-	-	-	-	135.152	Third parties
Piutang lain-lain								Other accounts receivable
Pihak berelasi	2.119	-	-	-	-	-	2.119	Related parties
Pihak ketiga	57.283	-	-	-	-	-	57.283	Third parties
Aset lancar lainnya	541.941	51.711	54.205	-	-	-	647.857	Other current assets
Aset Keuangan Tidak Lancar								**Non-current Financial Assets**
Aset keuangan derivatif	-	-	-	-	-	29.428	29.428	Derivative financial assets
Aset tidak lancar lainnya	381.779	2.203	-	-	-	-	383.982	Other non-current assets
Jumlah Aset Keuangan	2.576.519	53.914	54.205	-	-	29.428	2.714.066	Total Financial Assets
Liabilitas Keuangan Jangka Pendek								**Current Financial Liabilities**
Utang bank jangka pendek	-	-	-	10.649	-	-	10.649	Short-term bank loans
Utang usaha								Trade accounts payable
Pihak berelasi	-	-	-	4.874	-	-	4.874	Related parties
Pihak ketiga	-	-	-	657.159	-	-	657.159	Third parties
Utang lain-lain	-	-	-	7.945	-	-	7.945	Other accounts payable
Biaya yang masih harus dibayar	-	-	-	27.408	-	-	27.408	Accrued expenses
Liabilitas jangka panjang yang jatuh tempo dalam satu tahun:								Current maturities of long-term liabilities:
Utang bank	-	-	-	59.276	-	-	59.276	Bank loans
Utang obligasi	-	-	-	18.077	-	-	18.077	Bonds payable
Liabilitas Keuangan Jangka Panjang								**Non-current Financial Liabilities**
Liabilitas jangka panjang - setelah dikurangi bagian yang jatuh tempo dalam satu tahun:								Long-term liabilities - net of current maturities:
Utang bank	-	-	-	1.055.079	-	-	1.055.079	Bank loans
Utang obligasi	-	-	-	588.447	-	-	588.447	Bonds payable
Liabilitas keuangan derivatif	-	-	-	-	2.762	16.738	19.500	Derivative financial liabilities
Jumlah Liabilitas Keuangan	-	-	-	2.428.914	2.762	16.738	2.448.414	Total Financial Liabilities

Pada tanggal 31 Desember 2024, nilai wajar investasi pada obligasi yang dicatat pada biaya perolehan diamortisasi adalah sebesar US$ 443.619 ribu (31 Desember 2023: US$ 603.786 ribu).

As of December 31, 2024, the fair value of investment in bonds carried at amortised cost amounted to US$ 443,619 thousand (December 31, 2023: US$ 603,786 ribu).

b. Tujuan dan kebijakan manajemen risiko keuangan

Fungsi *Corporate Treasury* Grup menyediakan jasa untuk bisnis, mengkoordinasikan akses ke pasar keuangan domestik dan internasional, memantau dan mengelola risiko keuangan yang berkaitan dengan operasi Grup melalui laporan risiko internal yang menganalisis eksposur dengan derajat dan besarnya risiko. Risiko ini termasuk risiko pasar (termasuk risiko mata uang, risiko suku bunga dan risiko harga lainnya), risiko kredit dan risiko likuiditas.

b. Financial risk management objectives and policies

The Group's Corporate Treasury function provides services to the business, co-ordinates access to domestic and international financial markets, monitors and manages the financial risks relating to the operations of the Group through internal risk reports which analyze exposures by degree and magnitude of risks. These risks include market risk (including currency risk, interest rate risk and other price risk), credit risk and liquidity risk.

Grup berusaha untuk meminimalkan dampak dari risiko dengan menggunakan instrumen keuangan derivatif untuk lindung nilai terhadap eksposur risiko. Penggunaan derivatif keuangan diatur oleh kebijakan Grup yang disetujui oleh dewan direksi, yang memberikan prinsip-prinsip tertulis pada risiko nilai tukar, risiko suku bunga, risiko kredit, penggunaan derivatif keuangan dan instrumen derivatif non-keuangan, dan investasi atas kelebihan likuiditas. Kepatuhan terhadap batasan kebijakan dan eksposur ditinjau oleh auditor internal secara terus menerus. Grup tidak melaksanakan atau memperdagangkan instrumen keuangan, termasuk instrumen keuangan derivatif, untuk tujuan spekulasi.

Fungsi *Corporate Treasury* melaporkan secara berkala kepada dewan direksi untuk memantau risiko dan mengurangi eksposur risiko.

i. Manajemen risiko pasar

Aktivitas Grup terekspos terutama untuk risiko keuangan atas perubahan nilai tukar mata uang asing (Catatan 45.b.ii) dan suku bunga (Catatan 45.b.iii). Grup mengadakan berbagai instrumen keuangan derivatif untuk mengelola eksposur risiko mata uang asing dan risiko suku bunga, termasuk:

- *Swap* suku bunga untuk mengurangi risiko kenaikan suku bunga;
- Kontrak valuta asing berjangka untuk mengurangi eksposur terhadap fluktuasi nilai tukar; dan
- *Cross Currency Swap* untuk mengurangi risiko kenaikan suku bunga dan kurs pada utang obligasi.

Tidak terdapat perubahan eksposur Grup terhadap risiko pasar atau cara mengelola dan mengukur risiko tersebut.

ii. Manajemen risiko mata uang asing

Grup terekspos pengaruh fluktuasi nilai tukar mata uang asing terutama karena transaksi yang didenominasi dalam mata uang asing seperti penjualan domestik, beberapa beban tertentu dan pinjaman yang didenominasi dalam Rupiah. Jumlah eksposur bersih mata uang selain Dolar Amerika Serikat Grup pada tanggal pelaporan diungkapkan dalam Catatan 42.

Grup memelihara saldo kas dalam mata uang Rupiah yang cukup untuk memenuhi kebutuhan pembayaran dalam Rupiah.

The Group seeks to minimize the effects of these risks by using derivative financial instruments to hedge risk exposures. The use of financial derivatives is governed by the Group policies approved by the board of directors, which provide written principles on foreign exchange risk, interest rate risk, credit risk, the use of financial derivatives and non-derivative financial instruments, and the investment of excess liquidity. Compliance with policies and exposure limits is reviewed by the internal auditors on a continuous basis. The Group does not enter into or trade financial instruments, including derivative financial instruments, for speculative purposes.

The Corporate Treasury function reports regularly to the board of directors to monitor risks and mitigate risk exposures.

i. Market risk management

The Group's activities expose it primarily to the financial risks of changes in foreign currency exchange rates (Note 45.b.ii) and interest rates (Note 45.b.iii). The Group enters into a variety of derivative financial instruments to manage its exposure to foreign currency risk and interest rate risk, including:

- Interest rate swaps to mitigate the risk of rising interest rates;
- Forward foreign exchange contracts to mitigate exposures to exchange rate fluctuating; and
- Cross currency swap to mitigate the risk of rising interest rate and foreign exchange on the bonds payable.

There has been no change to the Group's exposure to market risk or the manner in which these risks are managed and measured.

ii. Foreign currency risk management

The Group is exposed to the effect of foreign currency exchange rate fluctuation mainly because of foreign currency denominated transactions such as domestic sales, certain expenditure and borrowings denominated in Indonesian Rupiah. The Group's net open currency other than U.S. Dollar exposure as of reporting date is disclosed in Note 42.

The Group maintains sufficient cash balance denominated in Indonesian Rupiah to cover the payments denominated in Indonesian Rupiah.

Analisis sensitivitas mata uang asing

Analisis sensitivitas Grup di bawah ini terhadap peningkatan dan penurunan Dollar Amerika Serikat terhadap mata uang Rupiah menggunakan 2% pada tanggal 31 Desember 2024 (31 Desember 2023: 2%), dengan seluruh variabel konstan lainnya, rugi bersih setelah pajak untuk tahun yang berakhir 31 Desember 2024 akan naik/turun sebesar US$ 1.369 ribu (rugi bersih setelah pajak 2023: turun/naik sebesar US$ 3.716 ribu). 2% pada tanggal 31 Desember 2024 (31 Desember 2023: 2%) adalah tingkat sensitivitas yang digunakan ketika melaporkan secara internal risiko mata uang asing kepada para karyawan kunci, dan merupakan penilaian manajemen terhadap perubahan yang mungkin terjadi pada nilai tukar valuta asing. Analisis sensitivitas hanya mencakup *item* instrumen keuangan dalam mata uang moneter selain Dolar Amerika Serikat yang ada dan menyesuaikan translasinya pada akhir periode untuk perubahan persentase dalam nilai tukar mata uang asing.

Menurut pendapat manajemen, analisis sensitivitas tidak representatif atas risiko valuta asing melekat karena eksposur pada akhir periode pelaporan tidak mencerminkan eksposur selama tahun berjalan.

Kontrak valuta berjangka

Pada tahun 2024 dan 2023, Grup menandatangani kontrak valuta asing berjangka tertentu sebagai lindung nilai atas dampak terkait fluktuasi harga pembelian bahan baku Grup. Grup menggunakan strategi lindung nilai lanjutan, menggunakan kontrak dengan periode hingga 6 bulan. Pada saat jatuh tempo kontrak berjangka, Grup melakukan kontrak baru yang ditujukan sebagai hubungan lindung nilai terpisah.

iii. Manajemen risiko tingkat bunga

Grup terpapar risiko suku bunga karena entitas dalam Grup meminjam dana dari bank mayoritas dalam Dolar Amerika Serikat dengan tingkat bunga mengambang. Risiko ini dikelola oleh Grup, antara lain, dengan menggunakan kontrak *swap* suku bunga. Aktivitas lindung nilai dievaluasi secara reguler untuk menyelaraskan dengan pandangan suku bunga dan *defined risk appetite*, untuk memastikan strategi lindung nilai paling efektif telah diterapkan.

Eksposur Grup atas suku bunga liabilitas keuangan dirinci dalam bagian manajemen risiko likuiditas pada catatan ini.

Foreign currency sensitivity analysis

The Group's sensitivity analysis below to the increase and decrease in the U.S. Dollar against Indonesian Rupiah the relevant foreign currencies uses 2% at December 31, 2024 (December 31, 2023: 2%), with all other variables held constant, net loss after tax for the year ended December 31, 2024 would increase/ decrease by US$ 1,369 thousand (net loss after tax 2023: decrease/increase by US$ 3,716 thousand). 2% as at December 31, 2024 (December 31, 2023: 2%) are the sensitivity rate used when reporting foreign currency risk internally to key management personnel and represents management's assessment of the reasonably possible change in foreign exchange rates. The sensitivity analysis includes only outstanding monetary items of financial instrument denominated in currency other than U.S. Dollar and adjusts its translation at the period end for percentage change in foreign currency rates.

In management's opinion, the sensitivity analysis is unrepresentative for the inherent foreign exchange risk because the exposure at the end of the reporting period does not reflect the exposure during the year.

Forward foreign exchange contracts

In 2024 and 2023, the Group has entered into certain forward foreign exchange contracts as hedge of exposure against the fluctuation in the purchase price of the Group's raw materials. The Group utilizes a rollover hedging strategy, using contracts with terms of up to 6 months. Upon maturity of forward contract, the Group enters into a new contract designated as separate hedging relationship.

iii. Interest rate risk management

The Group is exposed to interest rate risk because entities in the Group borrow funds from banks largely in United States Dollar at floating interest rates. The risk is managed by the Group by the use of interest rate swap contracts. Hedging activities are evaluated regularly to align with interest rate views and defined risk appetite, ensuring the most cost-effective hedging strategies are applied.

The Group's exposures to interest rates on financial liabilities are detailed in the liquidity risk management section of this note.

Grup terkena suku bunga acuan Dolar Amerika Serikat LIBOR dan suku bunga bebas risiko SOFR. Eksposur yang timbul atas aset dan liabilitas keuangan derivatif dan non-derivatif (misalnya utang bank dan utang obligasi).

Pada tahun 2023, Grup dan beberapa lembaga keuangan sepakat untuk mengubah persyaratan beberapa utang bank menjadi transisi ke SOFR. Tidak ada ketentuan lain yang diubah sebagai bagian dari transisi. Grup mencatat perubahan ke SOFR dengan menggunakan panduan praktis dalam PSAK 109, yang mengizinkan Grup untuk mengubah dasar penentuan arus kas kontraktual secara prospektif dengan merevisi suku bunga efektif.

Transisi suku bunga acuan untuk instrumen keuangan non-derivatif

Seperti yang diungkapkan di atas dan di Catatan 21, Grup melakukan transisi atas beberapa utang bank jangka panjang ke SOFR. Saldo utang bank jangka Panjang tersebut sejumlah US$ 755.923 ribu pada tanggal 31 Desember 2023.

Transisi suku bunga acuan untuk derivatif dan hubungan lindung nilai

Seperti yang diungkapkan di atas, Grup telah mengalihkan utang bank jangka panjang ke SOFR senilai US$ 755.923 ribu. Selama tahun 2023 Grup melakukan derivatif yang setara namun saling-hapus terhadap derivatif semula dan derivatif baru di luar pasar berdasarkan SOFR ditambah *spread* tetap dengan persyaratan yang sama dengan derivatif semula (yaitu nilai wajar pada hari pertama derivatif SOFR baru sama dengan derivatif LIBOR semula). Perubahan ini dilakukan sebagai akibat langsung dari reformasi dan setara secara ekonomi. Grup mengubah dokumentasi lindung nilai untuk memasukkan derivatif baru dan mengubah risiko lindung nilai yang ditetapkan menjadi "variabilitas arus kas dari pinjaman bank yang dihasilkan dari perubahan SOFR". Hubungan lindung nilai tidak dihentikan dan akumulasi keuntungan dalam carangan lindung nilai arus kas dianggap telah berdasarkan SOFR.

Berikut merupakan risiko utama Grup atas aset dan liabilitas keuangan derivatif dan non-derivatif yang belum dilakukan transisi:

The Group is exposed to United States Dollar LIBOR and risk free interest rate SOFR. The exposures arise on derivatives and non-derivative financial assets and liabilities (e.g. bank loans and bonds payable).

In 2023, the Group and certain financial institutions has agreed to amend the terms of certain bank loans to transition to SOFR. No other terms were amended as part of the transition. The Group accounted for the change to SOFR using the practical expedient in PSAK 109, which allows the Group to change the basis for determining the contractual cash flows prospectively by revising the effective interest rate.

Interest rate benchmark transition for non-derivative financial instruments

As disclosed above and in Note 21, the Group transitioned certain long-term bank loans to SOFR. The outstanding long-term bank loans amounted to US$ 755,923 thousand as of December 31, 2023.

Interest rate benchmark transition for derivatives and hedge relationships

As disclosed above, the Group has transitioned to SOFR amounting to US$ 755,923 thousand of its long-term bank loans. During 2023 the Group entered into an equal but offsetting derivative against the original derivative and a new off-market derivative based on SOFR plus fixed spread on the same terms as the original derivative (i.e. the fair value on day one of the new SOFR derivative was the same as the original LIBOR derivative). This change was done as a direct consequence of the reform and on an economically equivalent basis. The Group changed the hedge documentation to include the new derivatives and amended the designated hedged risk to "variability in the cash flows of the bank borrowings resulting from changes in SOFR". The hedge relationship was not discontinued and the accumulated gain in the cash flow hedge reserve is deemed to be based on SOFR.

The following are the key risks for the Group on derivatives and non-derivative financial assets and liabilities which have not yet transitioned:

Risiko suku bunga dasar

Terdapat dua elemen risiko sebagai mana dijabarkan di bawah ini:

- Jika negosiasi bilateral dengan rekanan Grup tidak berhasil diselesaikan sebelum penghentian LIBOR, terdapat ketidakpastian yang signifikan terkait dengan tingkat suku bunga yang akan berlaku. Hal ini menimbulkan risiko suku bunga tambahan yang tidak dapat diantisipasi ketika kontrak ditandatangani dan tidak masuk dalam strategi manajemen risiko suku bunga. Misalnya, dalam beberapa kasus, klausul *fallback* dalam kontrak pinjaman LIBOR dapat mengakibatkan tingkat bunga menjadi tetap untuk jangka waktu yang tersisa pada penawaran LIBOR terakhir. Grup bekerja sama dengan semua rekanan untuk menghindari hal ini terjadi, namun jika hal ini terjadi, kebijakan manajemen risiko suku bunga Grup akan berlaku normal dan dapat mengakibatkan penyelesaian atau perpindahan ke *swap* suku bunga baru untuk mempertahankan campuran antara utang suku bunga mengambang dan tetap.

- Basis risiko suku bunga dapat timbul jika instrumen nonderivatif dan instrumen derivatif yang dimiliki untuk mengelola risiko suku bunga pada instrumen nonderivatif beralih ke suku bunga acuan alternatif pada waktu yang berbeda. Risiko ini juga dapat muncul ketika derivatif semula bertransisi pada waktu yang berbeda. Grup akan memantau risiko ini terhadap kebijakan manajemen risikonya.

Risiko likuiditas

Terdapat perbedaan mendasar antara LIBOR dan suku bunga acuan alternatif yang akan diadopsi oleh Grup. LIBOR merupakan suku bunga *forward-looking* yang diterbitkan untuk suatu periode (misalnya 3 bulan) pada awal periode tersebut dan termasuk di dalamnya spread kredit antar bank, sedangkan suku bunga acuan alternatif biasanya merupakan suku bunga semalam bebas risiko yang diterbitkan pada akhir periode semalam tanpa adanya spread kredit melekat. Perbedaan ini menimbulkan tambahan ketidakpastian atas pembayaran bunga dengan suku bunga mengambang yang akan memerlukan tambahan pengelolaan likuiditas. Kebijakan pengelolaan risiko likuiditas Grup telah diperbarui untuk memastikan sumber daya likuid yang cukup untuk mengakomodasi kenaikan tak terduga dalam suku bunga semalam.

Interest rate basis risk

There are two elements to this risk as outlined below:

- If the bilateral negotiations with the Group's counterparties are not successfully concluded before the cessation of LIBOR, there are significant uncertainties with regard to the interest rate that would apply. This gives rise to additional interest rate risk that was not anticipated when the contracts were entered into and is not captured by our interest rate risk management strategy. For example, in some cases the fallback clauses in LIBOR loan contracts may result in the interest rate becoming fixed for the remaining term at the last LIBOR quote. The Group is working closely with all counterparties to avoid this from occurring, however if this does arise, the Group's interest rate risk management policy will apply as normal and may result in closing out or entering into new interest rate swaps to maintain the mix of floating rate and fixed rate debt.

- Interest rate risk basis may arise if a non-derivative instrument and the derivative instrument held to manage the interest risk on the non-derivative instrument transition to alternative benchmark rates at different times. This risk may also arise where back-to-back derivatives transition at different times. The Group will monitor this risk against its risk management policy.

Liquidity risk

There are fundamental differences between LIBOR and the alternative benchmark rates which the Group will be adopting. LIBOR is forward-looking term rates published for a period (e.g. 3 months) at the beginning of that period and include an inter-bank credit spread, whereas alternative benchmark rates are typically risk free overnight rates published at the end of the overnight period with no embedded credit spread. These differences will result in additional uncertainty regarding floating rate interest payments which will require additional liquidity management. The Group's liquidity risk management policy has been updated to ensure sufficient liquid resources to accommodate unexpected increases in overnight rates.

Risiko akuntansi

Jika transisi ke suku bunga acuan alternatif untuk kontrak tertentu diselesaikan dengan cara yang tidak memperbolehkan penerapan keringanan yang diperkenalkan dalam amandemen Tahap 2, dapat menyebabkan penghentian hubungan akuntansi lindung nilai, peningkatan volatilitas dalam laba rugi jika lindung nilai yang ditetapkan kembali tidak sepenuhnya efektif dan terjadi volatilitas dalam laba rugi jika instrumen keuangan non-derivatif dimodifikasi atau dihentikan pengakuannya. Grup bertujuan untuk menyetujui perubahan kontrak yang memungkinkan penerapan PSAK 109. Secara khusus, Grup tidak berusaha untuk merombak derivatif atau menutup derivatif dan memasuki pasar derivatif baru di mana derivatif telah ditetapkan dalam hubungan lindung nilai.

Accounting risk

If transition to alternative benchmark rates for certain contracts is finalized in a manner that does not permit the application of the reliefs introduced in the Phase 2 amendments, this could lead to discontinuation of hedge accounting relationships, increased volatility in profit or loss if re-designated hedges are not fully effective and volatility in the profit or loss if non-derivative financial instruments are modified or derecognised. The Group is aiming to agree changes to contracts that would allow PSAK 109 reliefs to apply. In particular, the Group is not seeking to novate derivatives or close out derivatives and enter into new on-market derivatives where derivatives have been designated in hedging relationships.

Risiko litigasi

Jika tidak tercapai kesepakatan untuk menerapkan reformasi acuan suku bunga pada kontrak yang ada (misalnya yang timbul dari interpretasi yang berbeda dari persyaratan *fallback* yang ada), terdapat risiko perselisihan berkepanjangan dengan rekanan yang dapat menimbulkan biaya hukum dan biaya tambahan lainnya. Grup bekerja sama dengan seluruh rekanan untuk menghindari hal ini terjadi.

Litigation risk

If no agreement is reached to implement the interest rate benchmark reform on existing contracts (e.g. arising from differing interpretation of existing fallback terms), there is a risk of prolonged disputes with counterparties which could give rise to additional legal and other costs. The Group is working closely with all counterparties to avoid this from occurring.

Risiko operasional

Tidak terdapat kontrak warisan LIBOR milik Grup yang mencakup klausul penggantian yang memadai dan kuat untuk penghentian suku bunga acuan. Berbagai kelompok kerja di industri sedang membuat ketentuan *fallback* untuk berbagai instrumen dan IBOR, yang dipantau secara ketat oleh Grup. Grup berencana untuk mentransisikan sebagian besar kontrak terkait IBOR ke suku bunga bebas risiko melalui pengenalan, atau amandemen, klausul *fallback* ke dalam kontrak yang akan mengubah dasar penentuan arus kas suku bunga dari IBOR ke RFR pada waktu yang disepakati.

Grup akan terus menerapkan amandemen PSAK 239 sampai ketidakpastian yang timbul dari reformasi tingkat acuan suku bunga sehubungan dengan waktu dan jumlah arus kas yang mendasari Grup terekspos sampai selesai. Grup berasumsi bahwa ketidakpastian ini tidak akan berakhir sampai kontrak Grup yang merujuk kepada IBOR diubah sampai tanggal penentuan pergantian tingkat acuan suku bunga, arus kas dari suku bunga acuan alternatif, dan penyesuaian spread yang relevan. Sebagian dari hal ini akan bergantung pada pengenalan klausul *fallback* yang masih harus ditambahkan dalam kontrak Grup dan negosiasi dengan pemberi pinjaman dan pemegang obligasi.

Operational risk

None of the Group's LIBOR legacy contracts include adequate and robust fallback clauses for a cessation of the referenced benchmark interest rate. Various working groups in the industry are working on fallback provisions for different instruments and IBORs, which the Group is monitoring closely. The Group is planning to transition the majority of its IBOR-linked contracts to risk free rates through introduction of, or amendments to, fallback clauses into the contracts which will change the basis for determining the interest cash flows from IBOR to RFR at an agreed point in time.

The Group will continue to apply the amendments to PSAK 239 until the uncertainty arising from the interest rate benchmark reforms with respect to the timing and the amount of the underlying cash flows that the Group is exposed to ends. The Group has assumed that this uncertainty will not end until the Group's contracts that reference IBORs are amended to specify the date on which the interest rate benchmark will be replaced, the cash flows of the alternative benchmark rate and the relevant spread adjustment. This will, in part, be dependent on the introduction of fallback clauses which have yet to be added to the Group's contracts and the negotiation with lenders and bondholders.

Eksposur Grup terhadap suku bunga asset keuangan dan liabilitas keuangan dirinci dalam bagian manajemen risiko likuiditas pada catatan ini.

The Group's exposures to interest rates on financial assets and financial liabilities are detailed in the liquidity risk management section of this note.

Analisis sensitivitas suku bunga

Interest rate sensitivity analysis

Analisis sensitivitas di bawah ini telah ditentukan berdasarkan eksposur suku bunga untuk instrumen derivatif dan non-derivatif pada akhir periode pelaporan. Untuk liabilitas tingkat bunga mengambang, analisis tersebut disusun dengan asumsi jumlah liabilitas terutang pada akhir periode pelaporan itu terutang sepanjang tahun. Kenaikan atau penurunan 100 basis poin digunakan ketika melaporkan risiko suku bunga secara internal kepada karyawan kunci dan merupakan penilaian manajemen terhadap perubahan yang mungkin terjadi pada suku bunga.

The sensitivity analyses below have been determined based on the exposure to interest rates for both derivatives and non-derivative instruments at the end of the reporting period. For floating rate liabilities, the analysis is prepared assuming the amount of the liability outstanding at the end of the reporting period was outstanding for the whole year. A 100 basis point increase or decrease is used when reporting interest rate risk internally to key management personnel and represents management's assessment of the reasonably possible change in interest rates.

Jika suku bunga lebih tinggi/rendah 100 basis poin pada 31 Desember 2024 (31 Desember 2023: 100 basis poin) dan semua variabel lainnya tetap konstan, rugi bersih setelah pajak, untuk tahun yang berakhir pada 31 Desember 2024 akan naik/turun sebesar US$ 15.142 ribu (31 Desember 2023: rugi bersih setelah pajak akan naik/turun sebesar US$ 10.557 ribu). Hal ini terutama disebabkan oleh eksposur Grup terhadap suku bunga atas pinjaman dengan suku bunga variabel.

If interest rates had been 100 basis points on December 31, 2024 (December 31, 2023: 100 basis point) higher/lower and all other variables were held constant, net loss after tax, for the year ended December 31, 2024, would increase/ decrease by US$ 15,142 thousand (December 31, 2023: net loss after tax would increase/decrease by US$ 10,557 thousand). This is mainly attributable to the Group's exposure to interest rates on its variable rate borrowings.

Kontrak *swap* suku bunga

Interest rate swap contracts

Dalam kontrak *swap* suku bunga, Grup setuju untuk menukar perbedaan antara jumlah tingkat bunga tetap dengan mengambang yang dihitung atas jumlah pokok nosional yang disepakati. Meskipun tidak ditetapkan dan memenuhi kualifikasi sebagai akuntansi lindung nilai, kontrak-kontrak yang memungkinkan Grup untuk mengurangi risiko perubahan suku bunga eksposur arus kas pada utang tingkat bunga variabel. Nilai wajar *plain vanilla* (tingkat bunga tetap untuk tingkat bunga mengambang) *swap* dihitung dengan menambahkan nilai kini dari pembayaran bunga tetap yang telah diketahui dari awal *swap* (*fixed leg*) dan nilai kini dari pembayaran bunga mengambang yang ditentukan pada setiap tanggal pembayaran yang ditentukan (*floating leg*). Tingkat suku bunga rata-rata didasarkan pada tingkat bunga tetap yang dibayarkan oleh bank.

Under interest rate swap contracts, the Group agrees to exchange the difference between fixed and floating rate interest amounts calculated on agreed notional principal amounts. Although not designated and qualified for hedge accounting, those contracts are enable the Group to mitigate the risk of changing interest rates on the cash flow exposures on issued variable rate debt. The fair value of a plain vanilla (fixed rate for floating rate) swap is computed by adding the present value of the fixed coupon payments known at the start of the swap (fixed leg) and present value of the floating coupon payments determined at the agreed dates of each payment (floating leg). The average interest rate is based on the fixed rate paid by the banks.

Kontrak *swap* suku bunga diselesaikan secara triwulanan. Tingkat bunga mengambang pada *swap* suku bunga adalah *London Interbank Offered Rate* (LIBOR). Grup akan menyelesaikan perbedaan antara tingkat bunga tetap dan mengambang secara dasar neto.

The interest rate swaps are settled on a quarterly basis. The floating rate on the interest rate swaps is London Interbank Offered Rate (LIBOR). The Group will settle the difference between the fixed and floating interest rate on a net basis.

iv. Manajemen risiko harga petrokimia

Pendapatan Grup sangat bergantung pada penjualan barang-barang turunan/ olahan petrokimia *naphtha* yang sangat dipengaruhi oleh harga petrokimia dunia. Di sisi lain, harga petrokimia dunia dapat berfluktuasi secara signifikan yang dipengaruhi terutama oleh harga minyak mentah *Brent* dan faktor permintaan dan penawaran.

Untuk memitigasi risiko ini, Grup mengkombinasikan strategi metode penetapan harga maupun waktu penetapan dengan terus memperhatikan perkembangan global yang mempengaruhi pasar petrokimia.

iv. Petrochemical price risk management

The Group's revenue is highly dependent on naphtha petrochemical process, which in turn is highly influenced by global petrochemical prices, which tend to be cyclical and subject to significant fluctuations. Global petrochemical prices are subject to numerous factors beyond the Group's control, including mainly Brent crude oil price and supply and demand factors.

To mitigate this risk, the Group combines strategies of price fixing method and the timing of price fixing, while maintaining close attention on global developments that affect petrochemical market.

v. Manajemen risiko kredit

Nilai tercatat aset keuangan pada laporan keuangan konsolidasian setelah dikurangi dengan cadangan kerugian, mencerminkan eksposur Grup terhadap risiko kredit.

Grup mengembangkan dan mengelola peringkat risiko kredit untuk mengkategorikan eksposur sesuai dengan tingkat risiko gagal bayar. Grup menggunakan catatan perdagangannya sendiri untuk memeringkat pelanggan utama dan debitur lainnya.

Kerangka peringkat risiko kredit kini Grup terdiri dari kategori berikut:

v. Credit risk management

The carrying amount of financial assets recorded in the consolidated financial statements, net of any allowance for losses, represents the Group's exposure to credit risk.

The Group develops and maintains its credit risk gradings to categorize exposures according to their degree of risk of default. The Group uses its own trading records to rate its major customers and other debtors.

The Group's current credit risk grading framework comprises the following categories:

Kategori/ *Category*	Deskripsi/*Description*	Dasar pengakuan ECL/ *Basis for recognizing ECL*
Lancar/ *Performing*	Pihak lawan memiliki risiko gagal bayar yang rendah dan tidak memiliki tunggakan./ *The counterparty has a low risk of default and does not have any past-due amounts.*	ECL 12 bulan/ *12-month ECL*
Dicadangkan/ *Doubtful*	Jumlah yang tertunggak >30 hari atau telah ada peningkatan risiko kredit yang signifikan sejak pengakuan awal./ *Amount is >30 days past due or there has been a significant increase in credit risk since initial recognition.*	ECL sepanjang umur – kredit tidak memburuk/ *Lifetime ECL – not credit-impaired*
Gagal bayar/ *In default*	Jumlah yang tertunggak >60 hari atau ada bukti yang mengindikasikan aset mengalami penurunan nilai kredit./ *Amount is >60 days past due or there is evidence indicating the asset is credit-impaired.*	ECL sepanjang umur – kredit memburuk/ *Lifetime ECL – credit-impaired*
Penghapusan/ *Write-off*	Ada bukti yang mengindikasikan bahwa debitur dalam kesulitan keuangan yang buruk dan Grup tidak memiliki prospek pemulihan yang realistis./ *There is evidence indicating that the debtor is in severe financial difficulty and the Group has no realistic prospect of recovery.*	Saldo dihapuskan/ *Amount is written off*

Tabel di bawah merinci kualitas kredit aset keuangan Grup serta eksposur maksimum risiko kredit menurut peringkat risiko kredit:

The table below details the credit quality of the Group's financial assets as well as maximum exposure to credit risk by credit risk rating grades:

	Peringkat Kredit Internal/ *Internal Credit Rating*	ECL 12 bulan atau sepanjang umur/ *12-month or lifetime ECL*	Jumlah tercatat bruto/ *Gross carrying amount*	Cadangan kerugian/ *Loss allowance*	Jumlah tercatat bersih/ *Net carrying amount*	
			US$ '000	US$ '000	US$ '000	
31 Desember 2024						December 31, 2024
Bank dan deposito berjangka (Catatan 5)	Lancar/ *Performing*	ECL 12 bulan (risiko kredit rendah)/ 12-month ECL (low credit risk)	1.366.685	-	1.366.685	Cash in banks and time deposits (Note 5)
Piutang usaha (Catatan 6)	(i)	ECL sepanjang umur (pendekatan sederhana)/ *Lifetime ECL (simplified approach)*	209.563	(795)	208.768	Trade accounts receivable (Note 6)
Piutang lain-lain (Catatan 7)	Lancar/ *Performing*	ECL 12 bulan/*12-month ECL*	44.344	-	44.344	Other accounts receivable (Note 7)
Aset lancar lainnya (Catatan 10)	Lancar/ *Performing*	ECL 12 bulan (risiko kredit rendah)/ 12-month ECL (low credit risk)	357.000	-	357.000	Other current assets (Note 10)
Piutang pinjaman kepada pihak berelasi (Catatan 40)	Lancar/ *Performing*	ECL 12 bulan (risiko kredit rendah)/ 12-month ECL (low credit risk)	39.740	-	39.740	Loan receivable to a related party (Note 40)
Aset tidak lancar lainnya (Catatan 16)	Lancar/ *Performing*	ECL 12 bulan (risiko kredit rendah)/ 12-month ECL (low credit risk)	382.379	-	382.379	Other non-current assets (Note 16)
				(795)		

	Peringkat Kredit Internal/ *Internal Credit Rating*	ECL 12 bulan atau sepanjang umur/ *12-month or lifetime ECL*	Jumlah tercatat bruto/ *Gross carrying amount*	Cadangan kerugian/ *Loss allowance*	Jumlah tercatat bersih/ *Net carrying amount*	
			US$ '000	US$ '000	US$ '000	
31 Desember 2023						December 31, 2023
Bank dan deposito berjangka (Catatan 5)	Lancar/ *Performing*	ECL 12 bulan (risiko kredit rendah)/ 12-month ECL (low credit risk)	1.439.621	-	1.439.621	Cash in banks and time deposits (Note 5)
Piutang usaha (Catatan 6)	(i)	ECL sepanjang umur (pendekatan sederhana)/ *Lifetime ECL (simplified approach)*	155.158	(1.382)	153.776	Trade accounts receivable (Note 6)
Piutang lain-lain (Catatan 7)	Lancar/ *Performing*	ECL 12 bulan/*12-month ECL*	59.402	-	59.402	Other accounts receivable (Note 7)
Aset lancar lainnya (Catatan 10)	Lancar/ *Performing*	ECL 12 bulan (risiko kredit rendah)/ 12-month ECL (low credit risk)	647.857	-	647.857	Other current assets (Note 10)
Aset tidak lancar lainnya (Catatan 16)	Lancar/ *Performing*	ECL 12 bulan (risiko kredit rendah)/ 12-month ECL (low credit risk)	383.982	-	383.982	Other non-current assets (Note 16)
				(1.382)		

(i) Grup menentukan ECL pada pos-pos tersebut menggunakan matriks provisi, yang diestimasi berdasarkan pengalaman kerugian kredit historis berdasarkan status utang debitur masa lalu, yang disesuaikan dengan kondisi saat ini dan perkiraan kondisi ekonomi di masa depan.

(i) The Group determines the ECL on these items by using a provision matrix, estimated based on historical credit loss experience based on the past due status of the debtors, adjusted as appropriate to reflect current conditions and estimates of future economic conditions.

Grup telah mengadopsi prosedur dalam memperluas persyaratan kredit kepada pelanggan dan dalam memantau risiko kreditnya. Grup hanya memberikan kredit kepada pihak lawan yang layak kredit. Kas dan deposito berjangka ditempatkan pada lembaga yang layak kredit dan memiliki kerugian kredit yang tidak material.

The Group has adopted procedures in extending credit terms to customers and in monitoring its credit risk. The Group only grants credit to credit worthy counterparties. Cash and time deposits are held with creditworthy institutions and is subject to immaterial credit loss.

Meskipun eksposur kredit Grup terkonsentrasi terutama di Indonesia, tidak terdapat konsentrasi risiko kredit signifikan pada pelanggan atau kelompok pelanggan tertentu.

Although the Group credit exposure is concentrated mainly in Indonesia, it has no significant concentration of credit risk with any single customer or group of customers.

Rincian lebih lanjut dari risiko kredit pada piutang usaha dan piutang lain-lain diungkapkan masing-masing pada Catatan 6 and 7.

Further details of credit risks on trade and other accounts receivable are disclosed in Notes 6 and 7, respectively.

vi. Manajemen risiko likuiditas

Tanggung jawab utama untuk manajemen risiko likuiditas terletak pada dewan direksi, yang telah membentuk kerangka kerja manajemen risiko likuiditas yang sesuai untuk mengelola pendanaan jangka pendek, menengah dan jangka panjang dan persyaratan manajemen likuiditas. Grup mengelola risiko likuiditas dengan memelihara cadangan yang memadai, fasilitas perbankan dan fasilitas pinjaman cadangan, dengan terus memantau arus kas prakiraan dan aktual. Manajemen berpendapat bahwa kas masa depan yang dihasilkan dari kegiatan usaha cukup untuk memenuhi kebutuhan modal kerja dan melunasi pinjaman jangka pendek saat jatuh tempo. Kebutuhan pembiayaan untuk modal kerja ditelaah secara berkala dan pada saat diperlukan.

Rincian fasilitas tambahan yang belum digunakan yang dimiliki Grup untuk mengurangi risiko likuiditas termasuk dalam Catatan 44a.

Tabel risiko likuiditas dan suku bunga

Tabel berikut merinci sisa jatuh tempo kontrak untuk liabilitas keuangan non-derivatif dengan periode pembayaran yang disepakati Grup. Tabel telah disusun berdasarkan arus kas yang tak terdiskonto dari liabilitas keuangan berdasarkan tanggal terawal dimana Grup dapat diminta untuk membayar. Tabel mencakup untuk arus kas pokok dan bunga. Jatuh tempo kontrak didasarkan pada tanggal terawal dimana Grup mungkin akan diminta untuk membayar.

vi. Liquidity risk management

Ultimate responsibility for liquidity risk management rests with the board of directors, which has established an appropriate liquidity risk management framework for the management of the Group's short, medium and long-term funding and liquidity management requirements. The Group manages liquidity risk by maintaning adequate reserves, banking facilities and reserve borrowing facilities, by continuously monitoring forecast and actual cash flows. Management believes that future cash to be generated from operations is sufficient to meet working capital requirements and settle the current portion of outstanding loans as they fall due. Financing requirements for working capital are reviewed on a regular basis and where deemed necessary.

Details of additional undrawn facilities that the Group has at its disposal to further reduce liquidity risk are included in Note 44a.

Liquidity and interest risk tables

The following table details the Group's remaining contractual maturity for its non-derivative financial liabilities with agreed repayment period. The table has been drawn up based on the undiscounted cash flows of financial liabilities based on the earliest date on which the Group can be required to pay. The table includes both interest and principal cash flows. The contractual maturity is based on the earliest date on which the Group may be required to pay.

	Tingkat bunga efektif rata-rata tertimbang/ *Weighted average effective interest rate* %	Kurang dari satu bulan/ *Less than 1 month* US$ '000	1-3 bulan/ *1-3 months* US$ '000	3 bulan - 1 tahun/ *3 months to 1 year* US$ '000	1-5 tahun/ *1-5 years* US$ '000	Di atas 5 tahun/ *5+ years* US$ '000	Jumlah/ *Total* US$ '000	
31 Desember 2024								**December 31, 2024**
Tanpa bunga								Non-interest bearing
Utang usaha								Trade accounts payable
Pihak berelasi	-	1.384	-	-	-	-	1.384	Related parties
Pihak ketiga	-	514.776	-	-	-	-	514.776	Third parties
Utang lain-lain	-	31.170	-	-	-	-	31.170	Other accounts payable
Biaya yang masih harus dibayar	-	26.759	-	-	-	-	26.759	Accrued expenses
Instrumen tingkat bunga variabel								Variable interest rate instruments
Utang bank jangka panjang	7,31% - 8,89%	6.131	65.401	113.437	787.367	287.867	1.260.203	Long-term bank loans
Instrumen tingkat bunga tetap								Fixed interest rate instruments
Liabilitas sewa	9,00% - 9,50%	-	-	1.801	7.062	-	8.863	Lease liabilities
Utang bank								Bank loans
Jangka pendek	6,00% - 8,25%	33	565	61.274	-	-	61.872	Short-term
Jangka panjang	8,25%	92	181	1.909	1.226	-	3.408	Long-term
Utang obligasi	7,00% - 9,75%	6.195	72.834	58.255	583.667	104.072	825.023	Bonds payable
Jumlah		586.540	138.981	236.676	1.379.322	391.939	2.733.458	Total

	Tingkat bunga efektif rata-rata tertimbang/ *Weighted average effective interest rate*	Kurang dari satu bulan/ *Less than 1 month*	1-3 bulan/ *1-3 months*	3 bulan - 1 tahun/ *3 months to 1 year*	1-5 tahun/ *1-5 years*	Di atas 5 tahun/ *5+ years*	Jumlah/ *Total*	
	%	US$ '000	US$ '000	US$ '000	US$ '000	US$ '000	US$ '000	
31 Desember 2023								**December 31, 2023**
Tanpa bunga								Non-interest bearing
Utang usaha								Trade accounts payable
Pihak berelasi	-	4.874	-	-	-	-	4.874	Related parties
Pihak ketiga	-	657.159	-	-	-	-	657.159	Third parties
Utang lain-lain	-	7.945	-	-	-	-	7.945	Other accounts payable
Biaya yang masih harus dibayar	-	27.408	-	-	-	-	27.408	Accrued expenses
Instrumen tingkat bunga variabel								Variable interest rate instruments
Utang bank jangka panjang	7,31% - 8,89%	7.700	19.364	122.133	921.097	538.907	1.609.201	Long-term bank loans
Instrumen tingkat bunga tetap								Fixed interest rate instruments
Liabilitas sewa	9,00% - 9,50%	-	-	2.023	7.875	1.335	11.233	Lease liabilities
Utang bank								Bank loans
Jangka pendek	6,00% - 8,25%	21	109	10.777	-	-	10.907	Short-term
Jangka panjang	8,25%	104	204	893	2.405	-	3.606	Long-term
Utang obligasi	7,20% - 9,75%	3.920	7.888	55.289	540.208	111.801	719.106	Bonds payable
Jumlah		709.131	27.565	191.115	1.471.585	652.043	3.051.439	Total

Jumlah yang dicakup di atas untuk instrumen suku bunga variabel untuk liabilitas keuangan non-derivatif harus berubah jika perubahan suku bunga variabel berbeda dengan estimasi suku bunga yang ditentukan pada akhir periode pelaporan.

The amounts included above for variable interest rate instruments for both non-derivative financial liabilities is subject to change if changes in variable interest rates differ to those estimates of interest rates determined at the end of the reporting period.

c. Manajemen modal

Grup mengelola modal untuk memastikan bahwa entitas dalam Grup akan mampu untuk melanjutkan keberlangsungan usaha, selain memaksimalkan keuntungan para pemegang saham melalui optimalisasi saldo utang dan ekuitas. Strategi Grup tetap tidak berubah dari 2023.

Struktur modal Grup terdiri dari pinjaman, yang mencakup liabilitas sewa, utang bank, utang obligasi dan instrumen keuangan derivatif yang dijelaskan pada Catatan 20, 21 dan 22 dan jumlah ekuitas, yang terdiri dari modal yang ditempatkan, cadangan umum dan dividen, tambahan modal disetor, cadangan lainnya, saldo laba dan kepentingan non-pengendali yang dijelaskan pada Catatan 24, 25, 26, 28, 29 dan 30.

Direksi Grup secara berkala melakukan reviu struktur permodalan Grup. Sebagai bagian dari reviu ini, Direksi mempertimbangkan biaya permodalan dan risiko yang berhubungan.

Rasio jumlah pinjaman terhadap kapitalisasi adalah sebagai berikut:

c. Capital management

The Group manages capital to ensure that entities in the Group will be able to continue as a going concern, in addition to maximize the profit of the shareholders through the optimization of the balance of debt and equity. The Group's strategy remains unchanged from 2023.

The capital structure of the Group consists of debt, which includes the lease liabilities, bank loans, bonds payable and derivative financial instrument disclosed in Notes 20, 21 and 22 and total equity, comprising issued capital, reserves and dividends, additional paid-in capital, other reserves, retained earnings and non-controlling interests as disclosed in Notes 24, 25, 26, 28, 29 and 30.

The Board of Directors of the Group periodically reviews the Group's capital structure. As part of this review, the Board of Directors considers the cost of capital and the related risks.

The total debt to capitalization ratio are as follows:

	31 Desember/ *December 31,* 2024	31 Desember/ *December 31,* 2023	
	US$ '000	US$ '000	
Pinjaman	2.039.308	1.760.201	Debt
Jumlah ekuitas	2.932.743	2.993.900	Total equity
Jumlah kapitalisasi	4.972.051	4.754.101	Total Capitalization
Rasio jumlah pinjaman terhadap kapitalisasi	41%	37%	Total debt to capitalization ratio

d. Pengukuran Nilai Wajar

Nilai wajar instrumen keuangan yang dicatat pada biaya perolehan diamortisasi

Direksi menganggap bahwa nilai tercatat aset keuangan dan liabilitas keuangan, kecuali utang obligasi dan utang bank dengan tingkat bunga tetap mendekati nilai wajarnya.

Investasi pada obligasi pemerintah dengan tingkat bunga tetap dikelompokkan ke dalam level 1 dengan nilai wajar sebesar US$ 443.619 ribu pada 31 Desember 2024 (31 Desember 2023: sebesar US$ 603.786 ribu).

Utang obligasi dikelompokkan ke dalam level 1 dengan nilai wajar dan nilai tercatat masing-masing sebesar US$ 620.815 ribu dan US$ 610.766 ribu pada 31 December 2024 (31 Desember 2023: masing-masing sebesar US$ 627.072 ribu dan US$ 609.818 ribu).

Utang bank dengan tingkat bunga tetap dikelompokkan ke dalam level 2 dengan nilai wajar dan nilai tercatat masing-masing sebesar US$ 2.013 ribu dan US$ 2.088 ribu pada 31 December 2024 (31 Desember 2023: masing-masing sebesar US$ 3.175 ribu dan US$ 3.162 ribu).

Teknik penilaian dan asumsi yang diterapkan untuk tujuan pengukuran nilai wajar

Nilai wajar aset keuangan dan liabilitas keuangan ditentukan sebagai berikut:

a. Nilai wajar aset keuangan dan liabilitas keuangan dengan syarat dan kondisi standar dan diperdagangkan di pasar aktif ditentukan dengan mengacu pada harga pasar

b. Nilai wajar *swap* suku bunga dihitung dengan menambahkan nilai kini dari pembayaran bunga tetap yang telah diketahui dari awal *swap* (*fixed leg*) dan nilai kini dari pembayaran bunga mengambang yang ditentukan pada setiap tanggal pembayaran yang ditentukan (*floating leg*).

c. Nilai wajar kontrak valuta berjangka mata uang asing diukur dengan menggunakan kurs kuotasi yang berasal dari suku bunga kuotasi sesuai jatuh tempo kontrak.

d. Nilai tercatat dari aset dan liabilitas keuangan yang jatuh tempo dalam satu tahun mendekati nilai wajarnya karena jatuh tempo dalam jangka pendek. Untuk aset keuangan dan liabilitas keuangan jangka panjang, biaya perolehan diamortisasi mendekati nilai wajarnya karena instrumen tersebut dikenakan tingkat bunga pasar.

d. Fair Value Measurements

Fair value of financial instruments carried at amortized cost

The directors consider that the carrying amounts of financial assets and financial liabilities, except bonds payable and bank loan with fixed rate interest approximate their fair values.

Investment in government bonds are grouped into level 1 with fair value amounting to US$ 443,619 thousand as of December 31, 2024 (December 31, 2023: US$ 603,786 thousand).

Bonds payable are grouped into level 1 with fair value and carrying amount amounting to US$ 620,815 thousand and US$ 610,766 thousand, respectively, as of December 31, 2024 (December 31, 2023: US$ 627,072 thousand and US$ 609,818 thousand, respectively).

Bank loan with fixed interest rate are grouped into level 2 with fair value and carrying amount amounting to US$ 2,013 thousand and US$ 2,088 thousand, respectively, as of December 31, 2024 (December 31, 2023: US$ 3,175 thousand and US$ 3,162 thousand, respectively).

Valuation techniques and assumptions applied for the purposes of measuring fair value

The fair values of financial assets and financial liabilities are determined as follows:

a. The fair values of financial assets and financial liabilities with standard terms and conditions and traded on active liquid markets are determined with reference to quoted market prices.

b. The fair value of interest rate swap is computed by adding the present value of the fixed coupon payments known at the start of the swap (fixed leg) and present value of the floating coupon payments determined at the agreed dates of each payment (floating leg).

c. Foreign currency forward contracts are measured using quoted forward exchange rates derived from quoted interest rates matching maturities of the contracts.

d. The carrying amount of financial assets and liabilities due in one year approximates fair value because of their short-term maturity. For non-current financial assets and financial liabilities, the amortized cost approximates fair value because such instruments carry market rate of interest.

Hirarki pengukuran nilai wajar atas aset dan liabilitas Grup

Tabel berikut ini merangkum nilai tercatat dan nilai wajar aset dan liabilitas, yang dianalisis nilai wajarnya berdasarkan pada:

a. Pengukuran nilai wajar level 1 adalah yang berasal dari harga kuotasian (tanpa penyesuaian) di pasar aktif untuk aset atau liabilitas yang identik; yang dapat diakses entitas pada tanggal pengukuran;

b. Pengukuran nilai wajar level 2 adalah yang berasal dari input selain harga kuotasian yang termasuk dalam Level 1 yang dapat diobservasi untuk aset atau liabilitas, baik secara langsung (misalnya harga) atau secara tidak langsung (misalnya derivasi dari harga); dan

c. Pengukuran nilai wajar level 3 adalah yang berasal dari teknik penilaian yang mencakup input untuk aset atau liabilitas yang bukan berdasarkan data pasar yang dapat diobservasi (input yang tidak dapat diobservasi).

Fair value measurements hierarchy of the Group's assets and liabilities

The following tables summarize the carrying amounts and fair values of the assets and liabilities, analyzed among those whose fair value is based on:

a. Level 1 fair value measurements are those derived from quoted prices (unadjusted) in active markets for identical assets or liabilities that the entity can access at the measurement date;

b. Level 2 fair value measurements are those derived from inputs other the quoted prices included within Level 1 that are observable for the asset or liability, either directly (i.e. as prices) or indirectly (i.e. derived from prices); and

c. Level 3 fair value measurements are those derived from valuation techniques that include inputs for the asset or liability that are not based on observable market data (unobservable inputs).

	Tingkat 1/ *Level 1* US$ '000	Tingkat 2/ *Level 2* US$ '000	Tingkat 3/ *Level 3* US$ '000	Jumlah/ *Total* US$ '000	
31 Desember 2024					December 31, 2024
Aset yang diukur pada nilai wajar					**Assets measured at fair value**
Aset keuangan pada FVTPL					Financial assets at FVTPL
Investasi saham	50.426	-	1.844	52.270	Investment in shares
Investasi pada obligasi	1.414	-	-	1.414	Investment in bonds
Investasi melalui organisasi modal ventura	-	-	10.700	10.700	Investment in venture capital organizations
Aset keuangan pada FVTOCI					Financial assets at FVTOCI
Investasi pada obligasi	60.238	-	-	60.238	Investment in bonds
	112.078	-	12.544	124.622	
Ditetapkan sebagai lindung nilai arus kas					Designated as cash flow hedge
Instrumen keuangan derivatif	-	25.319	-	25.319	Derivative financial instrument
Liabilitas yang diukur pada nilai wajar					**Liabilities measured at fair value**
Liabilitas keuangan pada FVTPL					Financial liabilities at FVTPL
Instrumen keuangan derivatif	-	2.519	-	2.519	Derivative financial instrument
Ditetapkan sebagai lindung nilai arus kas					Designated as cash flow hedge
Instrumen keuangan derivatif	-	36.173	-	36.173	Derivative financial instrument

	Tingkat 1/ *Level 1* US$ '000	Tingkat 2/ *Level 2* US$ '000	Tingkat 3/ *Level 3* US$ '000	Jumlah/ *Total* US$ '000	
31 Desember 2023					December 31, 2023
Aset yang diukur pada nilai wajar					**Assets measured at fair value**
Aset keuangan pada FVTPL					Financial assets at FVTPL
Investasi saham	27.952	-	2.203	30.155	Investment in shares
Investasi pada obligasi	23.759	-	-	23.759	Investment in bonds
Aset keuangan pada FVTOCI					Financial assets at FVTOCI
Investasi pada obligasi	54.205	-	-	54.205	Investment in bonds
	105.916	-	2.203	108.119	
Ditetapkan sebagai lindung nilai arus kas					Designated as cash flow hedge
Instrumen keuangan derivatif	-	29.428	-	29.428	Derivative financial instrument
Liabilitas yang diukur pada nilai wajar					**Liabilities measured at fair value**
Liabilitas keuangan pada FVTPL					Financial liabilities at FVTPL
Instrumen keuangan derivatif	-	2.762	-	2.762	Derivative financial instrument
Ditetapkan sebagai lindung nilai arus kas					Designated as cash flow hedge
Instrumen keuangan derivatif	-	16.738	-	16.738	Derivative financial instrument

Nilai wajar atas aset keuangan dan liabilitas keuangan Grup yang diukur pada nilai wajar secara berulang

Sebagian dari aset keuangan dan liabilitas keuangan Grup diukur pada nilai wajar pada akhir setiap periode pelaporan. Tabel berikut memberikan informasi mengenai bagaimana nilai wajar dari aset keuangan dan liabilitias keuangan ditentukan (secara khusus, teknik penilaian dan input yang digunakan).

Fair value of the Group's financial assets and financial liabilities that are measured at fair value on a recurring basis

Some of the Group's financial assets and financial liabilities are measured at fair value at the end of each reporting period. The following table gives information about how the fair values of these financial assets and financial liabilities are determined (in particular, the valuation technique(s) and inputs used).

Aset keuangan/Liabillitas keuangan ***Financial assets/Financial liabilities***	**Teknik penilaian dan input utama/** ***Valuation technique(s) and key input(s)***	**Input signifikan yang tidak dapat diobservasi/** ***Significant unobservable input(s)***	**Hubungan dan sensitivitas atas input yang tidak dapat diobservasi dengan nilai wajar/** ***Relationship and sensitivity of unobservable inputs to fair value***
Kontrak *forward* mata uang asing/ *Foreign currency forward contracts*	Arus kas diskonto. Arus kas masa depan diestimasi berdasarkan nilai tukar *forward* (dari nilai tukar *forward* yang dapat diobservasi pada akhir periode pelaporan) dan nilai tukar kontrak *forward* didiskontokan pada tingkat yang mencerminkan risiko kredit dari berbagai pihak lawan./ *Discounted cash flow. Future cash flows are estimated based on forward exchange rates (from observable forward exchange rates at the end of the reporting period) and contract forward rates, discounted at a rate that reflects the credit risk of various counterparties.*	Tidak berlaku/ *Not applicable*	Tidak berlaku/*Not applicable*
Instrumen utang yang terdaftar di bursa (Catatan 11)/ *Listed debt instruments (Note 11)*	Harga kuotasian pada pasar aktif/ *Quoted bid prices in an active market.*	Tidak berlaku/ *Not applicable*	Tidak berlaku/*Not applicable*

Tidak ada transfer antara tingkat 1, tingkat 2 dan tingkat 3 pada tahun berjalan.

There were no transfers between level 1, level 2 and level 3 during the year.

46. KONDISI INDUSTRI

Pada tahun 2024, industri petrokimia global menghadapi tantangan signifikan akibat kelebihan pasokan yang terus-menerus dan permintaan yang melemah. Ekspansi kapasitas besar-besaran di China menyebabkan tingkat pemanfaatan global turun, terutama mempengaruhi *olefin* dan derivatif. Kelebihan pasokan ini bersamaan dengan perekonomian global yang lambat, menghasilkan pendapatan yang sangat rendah di berbagai industri petrokimia. Kondisi perekonomian di China tetap menjadi faktor penting bagi kinerja industri ini. Meskipun ada upaya untuk meningkatkan swasembada, China terus mengimpor *ethylene derivatives* yang berjumlah signifikan, terutama dari AS dan Timur Tengah.

Grup terus memprioritaskan inisiatif keberlanjutan dan transformasi digital, memperkuat komitmennya terhadap prinsip Lingkungan, Sosial, dan Tata Kelola (ESG). Secara finansial, Grup berhasil mempertahankan akses ke pasar perbankan dan obligasi, dengan memperoleh suku bunga dan kondisi yang menguntungkan. Grup memperpanjang dan meningkatkan fasilitas kredit impor-ekspor serta menjaga manajemen kewajiban yang proaktif untuk memperkuat struktur permodalannya. Selain itu, Grup memperluas basis investor domestiknya dengan mendukung pengembangan pasar obligasi Rupiah, sehingga mendiversifikasi sumber pembiayaannya.

46. INDUSTRY CONDITION

In 2024, the global petrochemical industry faced significant challenges due to persistent oversupply and weakened demand. China's substantial capacity expansions led to global utilization rates falling, particularly affecting olefins and derivatives. This oversupply, combined with a sluggish global economy, resulted in historically low earnings across various chemical value chains. The health of the Chinese economy remained critical to the industry's performance. Despite efforts to increase self-sufficiency, China continued to import significant volumes of ethylene derivatives, primarily from the US and Middle East.

The Group continued to prioritize sustainability and digital transformation initiatives, reinforcing its commitment to Environmental, Social, and Governance (ESG) principles. Financially, the Group sustained access to banking and bond markets, securing favorable rates and terms. The Group extended and enhanced import-export credit facilities and maintained proactive liability management to bolster its capital structure. Additionally, the Group expanded its domestic investor base by fostering the development of the Rupiah bond market, diversifying its financing sources.

Secara keseluruhan, meskipun tahun 2024 menghadirkan tantangan besar bagi industri petrokimia, inisiatif strategis dan kehati-hatian finansial Grup memposisikannya untuk dapat mengatasi lahan yang penuh ketidakpastian dengan efektif.

Overall, while 2024 presented considerable challenges for the petrochemical industry, the Group's strategic initiatives and financial prudence positioned it to navigate the uncertain landscape effectively.

47. PERISTIWA SETELAH PERIODE PELAPORAN

- Perusahaan telah membayar Obligasi Berkelanjutan II Chandra Asri Petrochemical Tahap III Tahun 2020 pada tanggal 12 Februari 2025 sejumlah Rp 750 miliar (setara dengan US$ 46.405 ribu).

- Perusahaan telah membayar Obligasi Berkelanjutan I Chandra Asri Petrochemical Tahap II Tahun 2018 Seri C pada tanggal 27 Februari 2025 sejumlah Rp 300 miliar (setara dengan US$ 18.562 ribu).

- Pada tanggal 19 Februari 2025, Perusahaan melakukan penarikan sisa jumlah pinjaman sindikasi yang belum digunakan sebesar US$ 440 juta, Rp 3.152.875 juta (atau setara dengan US$ 194.525.851) dan RMB 250 juta (atau setara dengan US$ 34.430.475).

- Berdasarkan Akta Perjanjian Kredit No. 116 tanggal 28 Februari 2025, CDI memperoleh fasilitas Pinjaman Berjangka sebesar Rp 2 triliun (setara dengan US$ 121.721 ribu) dari PT Bank Danamon Indonesia Tbk dengan tingkat suku bunga tahunan mengambang sebesar JIBOR 3 bulan + persentase tertenu dengan jangka waktu 84 bulan.

47. EVENTS AFTER REPORTING PERIOD

- The Company made a repayment of Chandra Asri Petrochemical Shelf Registration Bonds II Phase III Year 2020 on February 12, 2025 amounted to Rp 750 billion (equivalent to US$ 46,405 thousand).

- The Company made a repayment of Chandra Asri Petrochemical Shelf Registration Bonds I Phase II Year 2018 Series C on Februray 27, 2025 amounting to Rp 300 billion (equivalent to US$ 18,562 thousand).

- On February 19, 2025, the Company made a drawdown for the remaining undrawn syndicated loan amounting to US$ 440 million, Rp 3,152,875 million (or equivalent to US$ 194,525,851) and RMB 250 million (or equivalent to US$ 34,430,475).

- Based on the Deed of Credit Agreement No. 116 dated February 28, 2025, CDI obtained a Term Loan facility amounted to Rp 2 trillion (equivalent to US$121,721 thousand) from PT Bank Danamon Indonesia Tbk with annual floating interest rate of JIBOR 3 months + certain percentage with period of 84 months.

48. TANGGUNG JAWAB MANAJEMEN DAN PERSETUJUAN ATAS LAPORAN KEUANGAN KONSOLIDASIAN

Penyusunan dan penyajian wajar laporan keuangan konsolidasian dari halaman 1 sampai 140 merupakan tanggung jawab manajemen, dan telah disetujui oleh Direktur untuk diterbitkan pada tanggal 14 Maret 2025.

48. MANAGEMENT'S RESPONSIBILITY AND APPROVAL OF CONSOLIDATED FINANCIAL STATEMENTS

The preparation and fair presentation of the consolidated financial statements on pages 1 to 140 were the responsibilities of the management and were approved by the Directors and authorized for issuance on March 14, 2025.

Chandra Asri

PT Chandra Asri Pacific Tbk

Head Office

Wisma Barito Pacific Tower A, 7th Fl.
Jl. Let. Jend. S. Parman Kav. 62 - 63
Jakarta 11410, Indonesia
P | (+62-21) 530 7950
F | (+62-21) 530 8930

Site Office

Chandra Asri Plant, Ciwandan Site
Jl. Raya Anyer Km. 123, Ciwandan, Cilegon
Banten 42447
P | (+62-254) 601 501
F | (+62-254) 601 838/843

Chandra Asri Plant, Puloampel Site
Desa Mangunreja, Puloampel, Serang
Banten 42456
P | (+62-254) 575 0080
F | (+62-254) 575 0085

www.chandra-asri.com PT Chandra Asri Pacific Tbk chandraasri.id ChandraasriID GenerAsri

REFERENSI SEOJK NO. 16/ SEOJK.04/2021: LAPORAN TAHUNAN EMITEN ATAU PERUSAHAAN PUBLIK

SEOJK NO. 16/SEOJK.04/2021: ANNUAL REPORT OF PUBLIC COMPANY

No.	Isi Laporan Tahunan	Annual Report Content	Halaman Page
	ISI LAPORAN TAHUNAN **Laporan Tahunan paling sedikit memuat informasi mengenai:**	**CONTENTS OF THE ANNUAL REPORT** **The Annual Report must contain at least the following information:**	
	a. Ikhtisar data keuangan penting;	a. Summary of important financial data;	√
	b. Informasi saham (jika ada);	b. Stock information (if available);	√
	c. Laporan Direksi;	c. Board of Directors' Report;	√
	d. Laporan Dewan Komisaris;	d. Board of Commissioners' Report;	√
	e. Profil Emiten atau Perusahaan Publik;	e. Issuer or Public Company Profile;	√
	f. Analis dan pembahasan manajemen;	f. fManagement analysis and discussion;	√
	g. Tata kelola Emiten atau Perusahaan Publik;	g. Issuer or Public Company Governance;	√
	h. Tanggung jawab sosial dan lingkungan Emiten atau Perusahaan Publik;	h. Social and environmental responsibility of the Issuer or Public Company;	√
	i. Laporan keuangan tahunan yang telah diaudit; dan	i. Audited annual financial statements; and	√
	j. Surat pernyataan anggota Direksi dan anggota Dewan Komisaris tentang tanggung jawab atas Laporan Tahunan;	j. A statement letter from Board of Directors and Board of Commissioners members regarding their responsibility for the Annual Report;	√
	Uraian Isi Laporan Tahunan	**Description of the Contents of the Annual Report**	
A	**Ikhtisar Data Keuangan Penting** Ikhtisar data keuangan penting memuat informasi keuangan yang disajikan dalam bentuk perbandingan selama 3 (tiga) tahun buku atau sejak memulai usahanya jika Emiten atau Perusahaan Publik tersebut menjalankan kegiatan usahanya kurang dari 3 (tiga) tahun, paling sedikit memuat:	**Summary of Key Financial Information** Summary of Key Financial Information contains financial information presented in comparison with the previous 3 (three) fiscal years or since commencement of business. This is in the event that the Issuer or the Public Company commences the business less than 3 (three) years, and the report shall at least contain:	
	1. Pendapatan/penjualan;	1. Income/sales;	11
	2. Laba bruto;	2. Gross profit;	11
	3. Laba (rugi);	3. Profit (loss);	11
	4. Jumlah laba (rugi) yang dapat diatribusikan kepada pemilik entitas induk dan kepentingan non pengendali;	4. Total profit (loss) attributable to equity holders of the parent entity and noncontrolling interest;	11
	5. Total laba (rugi) komprehensif;	5. Total comprehensive profit (loss);	11
	6. Jumlah laba (rugi) komprehensif yang dapat diatribusikan kepada pemilik entitas induk dan kepentingan non pengendali;	6. Total comprehensive profit (loss) attributable to equity holders of the parent entity and non-controlling interest;	11
	7. Laba (rugi) per saham;	7. Earning (loss) per share;	11
	8. Jumlah aset;	8. Total assets;	11
	9. Jumlah liabilitas;	9. Total liabilities;	11
	10. Jumlah ekuitas;	10. Total equities;	11
	11. Rasio laba (rugi) terhadap jumlah aset;	11. Profit (loss) to total assets ratio;	12
	12. Rasio laba (rugi) terhadap ekuitas;	12. Profit (loss) to equities ratio;	12
	13. Rasio laba (rugi) terhadap pendapatan/ penjualan;	13. Profit (loss) to sales ratio;	12
	14. Rasio lancar;	14. Current ratio;	12
	15. Rasio liabilitas terhadap ekuitas;	15. Liabilities to equities ratio;	12
	16. Rasio liabilitas terhadap jumlah aset; dan	16. Liabilities to total assets ratio; and	12
	17. Informasi dan rasio keuangan lainnya yang relevan dengan Emiten atau Perusahaan Publik dan jenis industrinya.	17. Other information and financial ratios relevant to the Issuer or Public Company and type of industry.	12

No.	Isi Laporan Tahunan	Annual Report Content	Halaman Page
B	**Informasi Saham** Informasi saham bagi Perusahaan Terbuka paling sedikit memuat:	**Stock Information** Stock Information for Public Company at least contains:	
	1. Saham yang telah diterbitkan untuk setiap masa triwulan yang disajikan dalam bentuk perbandingan selama 2 (dua) tahun buku terakhir, paling sedikit memuat:	1. Shares issued for each three-month period in the last 2 (two) fiscal years, at least covering:	14
	a. Jumlah saham yang beredar;	a. Total of outstanding shares;	14
	b. Kapitalisasi pasar berdasarkan harga pada bursa efek tempat saham dicatatkan;	b. Market capitalization based on the price of the shares listed on the Stock Exchange;	14
	c. Harga saham tertinggi, terendah, dan penutupan berdasarkan harga pada bursa efek tempat saham dicatatkan; dan	c. Highest share price, lowest share price, closing share price at the Stock Exchange where the shares listed on; and	14
	d. Volume perdagangan pada bursa efek tempat saham dicatatkan.	d. Share volume at the Stock Exchange where the shares listed on.	14
	Informasi pada huruf a) diungkap oleh Emiten yang merupakan Perusahaan Terbuka yang sahamnya tercatat maupun tidak tercatat di Bursa Efek;	The information in letter a) has been disclosed by Issuers that are Public Companies whose shares are listed (or not listed) on the Stock Exchange;	-
	Informasi dalam huruf b), huruf c) dan huruf d) hanya diungkapkan jika sahamnya tercatat di bursa efek;	Information in point b), point c), and point d) only be disclosed if the Issuer is a public company which shares is listed on the Stock Exchange;	-
	2. Dalam hal terjadi aksi korporasi yang menyebabkan terjadinya perubahan pada saham, seperti pemecahan saham (*stock split*), penggabungan saham (*reverse stock*), dividen saham, saham bonus, perubahan nilai nominal saham, penerbitan efek konversi, serta penambahan dan pengurangan modal, informasi saham sebagaimana dimaksud pada angka 1) ditambahkan penjelasan paling sedikit mengenai:	2. In the event of corporate actions, including stock split, reverse stock, dividend, bonus share, and change in par value of shares, issuance of convertible securities, as well as additions and subtractions of capital, then the share information referred to in point 1) should be added with explanation on:	15
	a. Tanggal pelaksanaan aksi korporasi;	a. Date of corporate action;	15
	b. Rasio pemecahan saham (*stock split*), penggabungan saham (*reverse stock*), dividen saham, saham bonus, jumlah efek konversi yang diterbitkan, dan perubahan nilai nominal saham;	b. Stock split ratio, reverse stock, dividend, bonus shares, total of convertible securities issued, and change in par value of shares;	-
	c. Jumlah saham beredar sebelum dan sesudah aksi korporasi;	c. Total of outstanding shares prior to and after corporate action;	-
	d. Jumlah efek konversi yang dilaksanakan (jika ada); dan	d. Total of convertible securities issued; and	-
	e. Harga saham sebelum dan sesudah aksi korporasi;	e. Share price prior to and after corporate action;	-

No.	Isi Laporan Tahunan	Annual Report Content	Halaman Page
	3. Dalam hal terjadi penghentian sementara perdagangan saham (*suspension*) dan/atau pembatalan pencatatan saham (*delisting*) dalam tahun buku, dijelaskan alasan penghentian sementara perdagangan saham (*suspension*) dan/atau pembatalan pencatatan saham (*delisting*) tersebut; dan	3. In the event that the company's shares were suspended and/or delisted from trading during the fiscal year, then the Issuers or Public Company should provide explanation on the reason for the suspension and/or delisting; and	15
	4. Dalam hal penghentian sementara perdagangan saham (*suspension*) sebagaimana dimaksud pada angka 3) dan/atau proses pembatalan pencatatan saham (*delisting*) masih berlangsung hingga akhir periode Laporan Tahunan, dijelaskan tindakan yang dilakukan untuk menyelesaikan penghentian sementara perdagangan saham (*suspension*) dan/atau pembatalan pencatatan saham (*delisting*) tersebut.	4. In the event that the suspension and/or delisting as referred to in point 3) was still in effect until the date of the last period of the Annual Report, then the Issuer or the Public Company should also explain the corporate actions taken by the company in resolving the suspension and/or delisting.	-
C	**Laporan Direksi** Laporan Direksi paling sedikit memuat uraian singkat mengenai:	**Board of Directors Report** The Board of Directors Report should at least contain the following items regarding:	58
	1. Kinerja Emiten atau Perusahaan Publik, paling sedikit memuat:	1. The performance of the Issuer or Public Company, at least covering:	61
	a. Strategi dan kebijakan strategis Emiten atau Perusahaan Publik;	a. Strategy and strategic policies of the Issuer or Public Company;	61-62
	b. Peranan Direksi dalam perumusan strategi dan kebijakan strategis Emiten atau Perusahaan Publik;	b. The role of the Board of Directors in formulating strategies and strategic policies of Issuer or Public Company;	62-63
	c. Proses yang dilakukan Direksi untuk memastikan implementasi strategi Emiten atau Perusahaan Publik;	c. The process carried out by the Board of Directors to ensure the implementation of the Issuer's or Public Company's strategy;	62-63
	d. Perbandingan antara hasil yang dicapai dengan yang ditargetkan Emiten atau Perusahaan Publik; dan	d. Comparison between achievement of results and targets; and	63
	e. Kendala yang dihadapi Emiten atau Perusahaan Publik;	e. Challenges faced by the Issuer or Public Company;	61
	2. Gambaran tentang prospek usaha Emiten atau Perusahaan Publik; dan	2. Description on business prospects;	64
	3. Penerapan tata kelola Emiten atau Perusahaan Publik.	3. Implementation of good corporate governance by Issuer or Public Company.	65
	4. Perubahan komposisi anggota Direksi dan alasan perubahannya (jika ada)	4. Changes in the composition of members of the Board of Directors and reasons for the change (if any)	66-67; 126-127

No.	Isi Laporan Tahunan	Annual Report Content	Halaman Page
D	**Laporan Dewan Komisaris** Laporan Dewan Komisaris paling sedikit memuat uraian singkat mengenai:	**Board of Commissioners Report** The Board of Commissioners Report should at least contain the following items regarding:	48
	1. Penilaian terhadap kinerja Direksi mengenai pengelolaan Emiten atau Perusahaan Publik;	1. The Board of Directors' performance assessment when it comes to the Issuer or Public Company's management;	50-52
	2. Pengawasan terhadap implementasi strategi Emiten atau Perusahaan Publik;	2. Supervision over the Issuer or Public Company's strategy implementation;	52-53
	3. Pandangan atas prospek usaha Emiten atau Perusahaan Publik yang disusun oleh Direksi;	3. Views on the Issuer or Public Company's business prospects prepared by the Board of Directors;	53-54
	4. Pandangan atas penerapan tata kelola Emiten atau Perusahaan Publik;	4. Views on the Issuer or Public Company's governance implementation;	54-55
	5. Perubahan komposisi anggota Dewan Komisaris dan alasan perubahannya (jika ada); dan .	5. Changes in the Board of Commissioners' membership composition, and the reasons for these changes (if available); and	56; 128
E	**Profil Perusahaan** Profil Emiten atau Perusahaan Publik paling sedikit memuat informasi:	**Company Profile** Profile of the Issuer or Public Company should cover at least:	69
	1. Nama Emiten atau Perusahaan Publik termasuk apabila terdapat perubahan nama, alasan perubahan, dan tanggal efektif perubahan nama pada tahun buku;	1. Name of Issuer or Public Company, including change of name, reason of change, and the effective date of the change of name during the fiscal year;	70; 75
	2. Akses terhadap Emiten atau Perusahaan Publik termasuk kantor cabang atau kantor perwakilan yang memungkinkan masyarakat dapat memperoleh informasi mengenai Emiten atau Perusahaan Publik, meliputi:	2. Access to Issuer or Public Company, including branch office or representative office, where public can have access of information of the Issuer or Public Company, which include:	70
	a. Alamat;	a. Address;	70
	b. Nomor telepon;	b. Telephone number;	70
	c. Nomor faksimile;	c. Facsimile number;	70
	d. Alamat surat elektronik; dan	d. E-Mail address; and	70
	e. Alamat situs web;	e. Website address;	70
	3. Riwayat singkat Emiten atau Perusahaan Publik;	3. Brief history of the Issuer or Public Company;	71-74
	4. Visi dan misi Emiten atau Perusahaan Publik serta budaya perusahaan (*corporate culture*) atau nilai-nilai perusahaan;	4. Vision and mission of the Issuer or Public Company and corporate culture;	78-79
	5. Kegiatan usaha menurut anggaran dasar terakhir, kegiatan usaha yang dijalankan pada tahun buku, serta jenis barang dan/atau jasa yang dihasilkan;	5. Line of business based on the latest Articles of Association in the fiscal year, and types of products and/or services produced;	81-87
	6. Wilayah operasional Emiten atau Perusahaan Publik; wilayah operasional merupakan wilayah atau daerah pelaksanaan kegiatan operasional atau jangkauan dari kegiatan operasional perusahaan;	6. Operational area of the Issuer or Public Company; operational area is the area for the implementation of operational activities or the range of the company's operational activities;	88
	7. Struktur organisasi Emiten atau Perusahaan Publik dalam bentuk bagan, paling sedikit sampai dengan struktur 1 (satu) tingkat di bawah Direksi termasuk komite di bawah Direksi (jika ada) dan komite di bawah Dewan Komisaris, disertai dengan nama dan jabatan;	7. Organization structure of the Issuer or Public Company in the form of a chart, at least up to the structure of 1 (one) level below the Board of Directors including committees under the Board of Directors (if any) and committees under the Board of Commissioners, along with their names and positions;	90-91
	8. Daftar keanggotaan asosiasi industri baik dalam skala nasional maupun internasional yang berkaitan dengan penerapan keuangan berkelanjutan;	8. List of industry association memberships on a national and international scale related to the implementation of sustainable finance;	89
	9. Profil Direksi, paling sedikit memuat:	9. Board of Directors profiles include:	104-125
	a. Nama dan jabatan yang sesuai dengan tugas dan tanggung jawab;	a. Name and short description of duties and functions;	104-125
	b. Foto terbaru;	b. Latest photograph;	104-125
	c. Usia;	c. Age;	104-125
	d. Kewarganegaraan;	d. Citizenship;	104-125
	e. Riwayat pendidikan dan/atau sertifikasi;	e. Education and certification;	104-125

No.	Isi Laporan Tahunan	Annual Report Content	Halaman Page
	f. Riwayat jabatan, meliputi informasi: • Dasar hukum pengangkatan sebagai anggota Direksi pada Emiten atau Perusahaan Publik yang bersangkutan; • Rangkap jabatan, baik sebagai anggota Direksi, anggota Dewan Komisaris, dan/atau anggota komite serta jabatan lainnya baik di dalam maupun di luar Emiten atau Perusahaan Publik. Dalam hal anggota Direksi tidak memiliki rangkap jabatan, maka diungkapkan mengenai hal tersebut; dan • Pengalaman kerja beserta periode waktunya baik di dalam maupun di luar Emiten atau Perusahaan Publik; g. Hubungan afiliasi dengan anggota Direksi lainnya, anggota Dewan Komisaris, pemegang saham utama, dan pengendali baik langsung maupun tidak langsung sampai kepada pemilik individu, meliputi nama pihak yang terafiliasi. Dalam hal anggota Direksi tidak memiliki hubungan afiliasi, maka Emiten atau Perusahaan Publik mengungkapkan hal tersebut; dan h. Perubahan komposisi anggota Direksi dan alasan perubahannya. Dalam hal tidak terdapat perubahan komposisi anggota Direksi, maka diungkapkan mengenai hal tersebut;	f. History position, covering information on: • Legal basis for appointment as member of the Board of Directors to the said Issuer or Public Company; • Concurrent positions, as member of the Board of Directors, member of the Board of Commissioners, and/or member of committee, and other positions both inside and outside the Issuer or Public Company. If a member of the Board of Directors does not have any concurrent positions, this matter shall be disclosed; and • Work experience and period in and outside the Issuer or Public Company; g. Disclosure of affiliation with other members of the Board of Directors, members of the Board of Commissioners, and major shareholders either directly or indirectly to the individual owner, including name of the affiliated party. If a member of the Board of Directors has no affiliation, the Issuer or Public Company shall disclose this matter; and h. Changes in the composition of the members of the Board of Directors and the reasons for the changes. If there is no change in the composition of the members of the Board of Directors, this matter shall be disclosed;	104-125 104-125 104-125 104-125 104-125; 242-243 128
	10. Profil Dewan Komisaris, paling sedikit memuat: a. Nama dan jabatan; b. Foto terbaru; c. Usia; d. Kewarganegaraan; e. Riwayat pendidikan dan/atau sertifikasi; f. Riwayat jabatan, meliputi informasi: • Dasar hukum pengangkatan sebagai anggota Dewan Komisaris; • Dasar hukum pengangkatan pertama kali sebagai anggota Dewan Komisaris yang merupakan komisaris independen pada Emiten atau Perusahaan Publik yang bersangkutan; • Rangkap jabatan, baik sebagai anggota Dewan Komisaris, anggota Direksi, dan/atau anggota komite serta jabatan lainnya baik di dalam maupun di luar Emiten atau Perusahaan Publik. Dalam hal anggota Dewan Komisaris tidak memiliki rangkap jabatan, maka diungkapkan mengenai hal tersebut; dan • Pengalaman kerja beserta periode waktunya baik di dalam maupun di luar Emiten atau Perusahaan Publik; g. Hubungan afiliasi dengan anggota Dewan Komisaris lainnya, pemegang saham utama, dan pengendali baik langsung maupun tidak langsung sampai kepada pemilik individu, meliputi nama pihak yang terafiliasi; Dalam hal anggota Dewan Komisaris tidak memiliki hubungan afiliasi, maka Emiten atau Perusahaan Publik mengungkapkan hal tersebut; h. Pernyataan independensi komisaris independen dalam hal komisaris independen telah menjabat lebih dari 2 (dua) periode; dan	10. Profile of the Board of Commissioners, at least containing: a. Name and position; b. Recent photograph; c. Age; d. Nationality; e. Education history and certification; f. Position history, including information on: • Legal basis for appointment as member of the Board of Commissioners; • The legal basis for the first appointment as a member of the Board of Commissioners who is an independent commissioner of the Issuer or Public Company; • Concurrent positions, either as a member of the Board of Commissioners, member of the Board of Directors, and/or committee member as well as other positions both inside and outside the Issuer or Public Company. If a member of the Board of Commissioners does not have concurrent positions, the matter shall be disclosed; and • Work experience and period of time both inside and outside the Issuer or Public Company; g. Affiliation with other members of the Board of Commissioners, major shareholders, and controllers either directly or indirectly to individual owners, including names of affiliated parties; If the members of the Board of Commissioners have no affiliation, the Issuer or Public Company shall disclose this matter; h. Statement of independence of the independent commissioner if the independent commissioner has served more than 2 (two) terms; and	92-103 92-103 92-103 92-103 92-103 92-103 92-103 92-103 92-103 92-103 92-103; 228-230 92-103

No.	Isi Laporan Tahunan	Annual Report Content	Halaman Page
	i. Perubahan komposisi anggota Dewan Komisaris dan alasan perubahannya. Dalam hal tidak terdapat perubahan komposisi anggota Dewan Komisaris, maka diungkapkan mengenai hal tersebut;	i. Changes in the composition of the members of the Board of Commissioners and the reasons for the changes. If there is no change in the composition of the members of the Board of Commissioners, this matter shall be disclosed;	126-127
11.	Dalam hal terdapat perubahan susunan anggota Direksi dan/atau anggota Dewan Komisaris yang terjadi setelah tahun buku berakhir sampai dengan batas waktu penyampaian Laporan Tahunan, susunan yang dicantumkan dalam Laporan Tahunan adalah susunan anggota Direksi dan/atau anggota Dewan Komisaris yang terakhir dan sebelumnya;	11. If there were changes in the composition of the Board of Commissioners and/or the Board of Directors occurring between the period after year-end until the date the Annual Report submitted, the last and the previous composition of the Board of Commissioners and/or the Board of Directors shall be stated in the Annual Report;	-
12.	Jumlah karyawan menurut jenis kelamin, jabatan, usia, tingkat pendidikan, dan status ketenagakerjaan (tetap/kontrak) dalam tahun buku; Pengungkapan informasi dapat disajikan dalam bentuk tabel;	12. Total employees by gender, position, age, education level, and employment status (permanent/contracted) in the fiscal year; the disclosure of information can be presented in table;	129-132
13.	Nama pemegang saham dan persentase kepemilikan pada awal dan akhir tahun buku, yang terdiri dari informasi mengenai:	13. Names of shareholders and ownership percentage at the end of the fiscal year, consisting of information regarding:	134
	a. Pemegang saham yang memiliki 5% (lima persen) atau lebih saham Emiten atau Perusahaan Publik;	a. Shareholders having 5% (five percent) or more shares of Issuer or Public Company;	134
	b. Anggota Direksi dan anggota Dewan Komisaris yang memiliki saham Emiten atau Perusahaan Publik. Dalam hal seluruh anggota Direksi dan/atau seluruh anggota Dewan Komisaris tidak memiliki saham, maka diungkapkan mengenai hal tersebut; dan	b. The Board of Commissioners and the Board of Directors members who own shares of the Issuers or Public Company. If all members of the Board of Directors and/or all members of the Board of Commissioners do not own shares, this matter shall be disclosed; and	135-137
	c. Kelompok pemegang saham masyarakat, yaitu kelompok pemegang saham yang masing-masing memiliki kurang dari 5% (lima persen) saham Emiten atau Perusahaan Publik;	c. Groups of public shareholders, or groups of shareholders, each with less than 5% (five percent) ownership shares of the Issuer or Public Company;	134
14.	Persentase kepemilikan tidak langsung atas saham Emiten atau Perusahaan Publik oleh anggota Direksi dan anggota Dewan Komisaris pada awal dan akhir tahun buku, termasuk informasi mengenai pemegang saham yang terdaftar dalam daftar pemegang saham untuk kepentingan kepemilikan tidak langsung anggota Direksi dan anggota Dewan Komisaris; Dalam hal seluruh anggota Direksi dan/atau seluruh anggota Dewan Komisaris tidak memiliki kepemilikan tidak langsung atas saham Emiten atau Perusahaan Publik, maka diungkapkan mengenai hal tersebut.	14. Percentage of indirect ownership of the Issuer or Public Company shares by the Board of Directors and the Board of Commissioners members at the beginning and end of the fiscal year, including information on shareholders registered in the shareholder register for the benefit of indirect ownership of the Board of Directors and the Board of Commissioners members; If all members of the Board of Directors and/or all members of the Board of Commissioners do not have indirect ownership of the shares of the Issuer or Public Company, this matter shall be disclosed.	135-137
15.	Jumlah pemegang saham dan persentase kepemilikan per akhir tahun buku berdasarkan klasifikasi:	15. Total shareholders and ownership percentage at the end of the fiscal year, based on:	
	a. Kepemilikan institusi lokal;	a. Ownership of local institutions;	134
	b. Kepemilikan institusi asing;	b. Ownership of foreign institutions;	134
	c. Kepemilikan individu lokal; dan	c. Ownership of local individual; and	134
	d. Kepemilikan individu asing;	d. Ownership of foreign individual;	134
16.	Informasi mengenai pemegang saham utama dan pengendali Emiten atau Perusahaan Publik, baik langsung maupun tidak langsung, sampai kepada pemilik individu, yang disajikan dalam bentuk skema atau bagan;	16. Information on major shareholders and controlling shareholders the Issuers of Public Company, directly or indirectly, and also individual shareholder. The information is presented in scheme or diagram;	137

No.	Isi Laporan Tahunan	Annual Report Content	Halaman Page
	17. Nama entitas anak, perusahaan asosiasi, perusahaan ventura bersama dimana Emiten atau Perusahaan Publik memiliki pengendalian bersama entitas (jika ada), beserta persentase kepemilikan saham, bidang usaha, total aset, dan status operasi entitas anak, perusahaan asosiasi, perusahaan ventura bersama; Untuk entitas anak, ditambahkan informasi mengenai alamat entitas anak tersebut.	17. Name of subsidiaries, associated companies, joint venture controlled by Issuers or Public Company with entity (if any), percentage of stock ownership, line of business, total assets and operating status of the Issuers of Public Company, associates, joint ventures; For subsidiaries, the information on the addresses of the subsidiaries is included;	138-142
	18. Kronologis pencatatan saham, jumlah saham, nilai nominal, dan harga penawaran dari awal pencatatan hingga akhir tahun buku serta nama bursa efek dimana saham Emiten atau Perusahaan Publik dicatatkan, termasuk pemecahan saham (*stock split*), penggabungan saham (*reverse stock*), dividen saham, saham bonus, dan perubahan nilai nominal saham, pelaksanaan efek konversi, pelaksanaan penambahan dan pengurangan modal (jika ada);	18. Chronology of share listing, total of shares, nominal value, and offering price from the beginning of listing to the end of the fiscal year as well as the name of the stock exchange where the shares of the Issuer or Public Company are listed, including stock splits, reverse stock, dividends shares, bonus shares, and change in par value of shares, implementation of conversion effects, implementation of capital additions and subtractions (if any);	143-144
	19. Informasi pencatatan efek lainnya selain efek sebagaimana dimaksud pada angka 18), yang belum jatuh tempo pada tahun buku paling sedikit memuat nama efek, tahun penerbitan, tingkat suku bunga/imbal hasil, tanggal jatuh tempo, nilai penawaran, dan peringkat efek (jika ada);	19. Other securities listing information other than securities as referred to in point 18), which have not yet matured in the fiscal year at least contain the name of the securities, year of issue, interest rate/yield, maturity date, offering value, and rating of securities (if any);	145-148
	20. Informasi penggunaan jasa akuntan publik (AP) dan kantor akuntan publik (KAP) beserta jaringan/asosiasi/aliansinya meliputi: a. Nama dan alamat; b. Periode penugasan; c. Informasi jasa audit dan/atau non audit yang diberikan; d. Biaya jasa (*fee*) audit dan/atau non audit untuk masing-masing penugasan yang diberikan selama tahun buku; dan e. Dalam hal AP dan KAP beserta jaringan/asosiasi/aliansinya, yang ditunjuk tidak memberikan jasa non audit, maka diungkapkan mengenai informasi tersebut; dan Pengungkapan informasi penggunaan jasa AP dan KAP beserta jaringan/asosiasi/aliansinya dapat disajikan dalam bentuk tabel.	20. Information on the use of the services of a public accountant (AP) and a public accounting firm (KAP) and their networks/associations/allies include: a. Name and address; b. Assignment period; c. Information on audit and/or non-audit services provided; d. Audit and non-audit fees for each assignment given during the fiscal year; and e. If AP and KAP and their network/association/alliance, which are appointed do not provide non-audit services, the information shall be disclosed; and Disclosure of information on the use of AP and KAP services and their networks/associations/allies is presented in table.	148 148 148 148 148 148
	21. Nama dan alamat lembaga dan/atau profesi penunjang pasar modal selain AP dan KAP.	21. Name and address of capital market supporting institutions and/or professions other than AP and KAP.	148
F	**Analisis dan Pembahasan Manajemen** Analisis dan pembahasan manajemen memuat analisis dan pembahasan mengenai laporan keuangan dan informasi penting lainnya dengan penekanan pada perubahan material yang terjadi dalam tahun buku, yaitu paling sedikit memuat: 1. Tinjauan operasi per segmen usaha sesuai dengan jenis industri Emiten atau Perusahaan Publik, paling sedikit mengenai: a. Produksi, yang meliputi proses, kapasitas, dan perkembangannya; b. Pendapatan/penjualan; dan c. Profitabilitas; 2. Kinerja keuangan komprehensif yang mencakup perbandingan kinerja keuangan dalam 2 (dua) tahun buku terakhir, penjelasan tentang penyebab adanya perubahan dan dampak perubahan tersebut, paling sedikit mengenai: a. Aset lancar, aset tidak lancar, dan total aset;	**Management Discussion and Analysis** Management Analysis and Discussion Annual should contain discussion and analysis on financial statements and other material information emphasizing material changes that occurred during the year under review, at least including: 1. Operational review per business segment, according to the type of industry of the Issuer or Public Company including: a. Production, including process, capacity, and growth; b. Income/sales; and c. Profitability; 2. Comprehensive financial performance analysis which includes a comparison between the financial performance of the last 2 (two) fiscal years, and explanation on the causes and effects of such changes, among others concerning: a. Current assets, non-current assets, and total assets;	154 157-163 157-163 157-163 163-164 165 168-169

No.	Isi Laporan Tahunan	Annual Report Content	Halaman Page
	b. Liabilitas jangka pendek, liabilitas jangka panjang, dan total liabilitas;	b. Short term liabilities, long term liabilities, total liabilities;	169
	c. Ekuitas;	c. Equity;	169-170
	d. Pendapatan/penjualan, beban, laba (rugi), penghasilan komprehensif lain, dan total laba (rugi) komprehensif; dan	d. Sales/operating revenues, expenses and profit (loss), other comprehensive revenues, and total comprehensive profit (loss); and	165-168
	e. Arus kas;	e. Cash flows;	169-170
3.	Kemampuan membayar utang atau kewajiban dengan menyajikan perhitungan rasio yang relevan;	3. Capacity to pay debts by including the computation of relevant ratios;	170-171
4.	Tingkat kolektibilitas piutang Emiten atau Perusahaan Publik dengan menyajikan perhitungan rasio yang relevan;	4. Account receivable collectability of the Issuer or Public Company, including the computation of the relevant ratios;	171
5.	Struktur modal (*capital structure*) dan kebijakan manajemen atas struktur modal (*capital structure*) tersebut disertai dasar penentuan kebijakan dimaksud;	5. Capital structure and management policies concerning capital structure, including the basis for determining the said policy;	171
6.	Bahasan mengenai ikatan yang material untuk investasi barang modal dengan penjelasan paling sedikit memuat:	6. Discussion on material ties for the investment of capital goods, including the explanation on at least:	172-173
	a. Tujuan dari ikatan tersebut;	a. The purpose of such ties;	172-173
	b. Sumber dana yang diharapkan untuk memenuhi ikatan tersebut;	b. Source of funds expected to fulfill the said ties;	173
	c. Mata uang yang menjadi denominasi; dan	c. Currency of denomination; and	173
	d. Langkah yang direncanakan Emiten atau Perusahaan Publik untuk melindungi risiko dari posisi mata uang asing yang terkait;	d. Steps taken by the Issuer of Public Company to protect the position of a related foreign currency against risks;	173
7.	Bahasan mengenai investasi barang modal yang direalisasikan dalam tahun buku terakhir, paling sedikit memuat:	7. Discussion on investment of capital goods which was realized in the last fiscal year, at least include:	163-164
	a. Jenis investasi barang modal;	a. Type of investment of capital goods;	163-164
	b. Tujuan investasi barang modal; dan	b. Objective of the investment of capital goods; and	163-164
	c. Nilai investasi barang modal yang dikeluarkan;	c. Value of the investment of capital goods;	163-164
8.	Informasi dan fakta material yang terjadi setelah tanggal laporan akuntan (jika ada);	8. Material Information and facts that occurring after the date of the accountant's report (if any);	163-164
9.	Prospek usaha dari Emiten atau Perusahaan Publik dikaitkan dengan kondisi industri, ekonomi secara umum dan pasar internasional disertai data pendukung kuantitatif dari sumber data yang layak dipercaya;	9. Information on the prospects of the Issuer or the Public Company in connection with industry, economy in general, accompanied with supporting quantitative data if there is a reliable data source;	175-176
10.	Perbandingan antara target/proyeksi pada awal tahun buku dengan hasil yang dicapai (realisasi), mengenai:	10. Comparison between target/projection at beginning of year and result (realization), concerning:	174-175
	a. Pendapatan/penjualan;	a. Income/sales	174-175
	b. Laba (rugi);	b. Profit (loss);	174-175
	c. Struktur modal (*capital structure*); atau	c. Capital structure; or	174-175
	d. Hal lainnya yang dianggap penting bagi Emiten atau Perusahaan Publik;	d. Others that deemed necessary for the Issuer or Public Company;	-
11.	Target/proyeksi yang ingin dicapai Emiten atau Perusahaan Publik untuk 1 (satu) tahun mendatang, mengenai:	11. Target/projection at most for the next one year of the Issuer or Public Company, concerning:	174-175
	a. Pendapatan/penjualan;	a. Income/sales;	174-175
	b. Laba (rugi);	b. Profit (loss);	174-175
	c. Struktur modal (*capital structure*);	c. Capital structure; or	174-175
	d. Kebijakan dividen; atau	d. Dividend policy;	174-175
	e. Hal lainnya yang dianggap penting bagi Emiten atau Perusahaan Publik;	e. Or others that deemed necessary for the Issuer or Public Company;	-
12.	Aspek pemasaran atas barang dan/atau jasa Emiten atau Perusahaan Publik, paling sedikit mengenai strategi pemasaran dan pangsa pasar;	12. Marketing aspects of the Company's products and/or services the Issuer or Public Company, among others marketing strategy and market share;	182-183

No.	Isi Laporan Tahunan	Annual Report Content	Halaman Page
	13. Uraian mengenai dividen selama 2 (dua) tahun buku terakhir, paling sedikit: a. Kebijakan dividen, antara lain memuat informasi persentase jumlah dividen yang dibagikan terhadap laba bersih; b. Tanggal pembayaran dividen kas dan/atau tanggal distribusi dividen non kas; c. Jumlah dividen per saham (kas dan/atau non kas); dan d. Jumlah dividen per tahun yang dibayar; Pengungkapan informasi dapat disajikan dalam bentuk tabel. Dalam hal Emiten atau Perusahaan Publik tidak membagikan dividen dalam 2 (dua) tahun terakhir, maka diungkapkan mengenai hal tersebut.	13. Description regarding the dividend policy during the last 2 (two) fiscal years, at least: a. Dividend policy, among others, containing information on the percentage of dividends distributed to net income; b. The date of the payment of cash dividend and date of distribution of non-cash dividend; c. Total of cash per share (cash and/or non cash); and d. Total of dividend per year paid; Disclosure of information is presented in table. If the Issuer or Public Company does not distribute dividends in the last 2 (two) years, this matter shall be disclosed.	176-177 167-168 168 168 168 -
	14. Realisasi penggunaan dana hasil penawaran umum, dengan ketentuan: a. Dalam hal selama tahun buku, Emiten memiliki kewajiban menyampaikan laporan realisasi penggunaan dana, maka diungkapkan realisasi penggunaan dana hasil penawaran umum secara kumulatif sampai dengan akhir tahun buku; dan b. Dalam hal terdapat perubahan penggunaan dana sebagaimana diatur dalam Peraturan Otoritas Jasa Keuangan mengenai laporan realisasi penggunaan dana hasil penawaran umum, maka Emiten menjelaskan perubahan tersebut;	14. Use of proceeds from Public Offerings, under the condition of: a. During the fiscal year, on which the Issuer has the obligation to report the realization of the use of proceeds, the realization of the cumulative use of proceeds until the end of fiscal year should be disclosed; and b. If there were changes in the use of proceeds as stipulated in the Regulation of the Financial Services Authority on the Report of the Utilization of Proceeds from Public Offering, Issuer should explain the changes;	177 177 -
	15. Informasi material (jika ada), antara lain mengenai investasi, ekspansi, divestasi, penggabungan/peleburan usaha, akuisisi, restrukturisasi utang/modal, transaksi material, transaksi afiliasi, dan transaksi benturan kepentingan, yang terjadi pada tahun buku, paling sedikit memuat: a. Tanggal, nilai, dan objek transaksi; b. Nama pihak yang melakukan transaksi; c. Sifat hubungan afiliasi (jika ada); d. Penjelasan mengenai kewajaran transaksi; e. Pemenuhan ketentuan terkait; dan f. Dalam hal terdapat hubungan afiliasi, selain mengungkapkan informasi sebagaimana dimaksud dalam huruf a) sampai dengan huruf e), Emiten atau Perusahaan Publik juga mengungkapkan informasi: • Pernyataan Direksi bahwa transaksi afiliasi telah melalui prosedur yang memadai untuk memastikan bahwa transaksi afiliasi dilaksanakan sesuai dengan praktik bisnis yang berlaku umum antara lain dilakukan dengan memenuhi prinsip transaksi yang wajar (*arms-length principle*); dan • Peran Dewan Komisaris dan komite audit dalam melakukan prosedur yang memadai untuk memastikan bahwa transaksi afiliasi dilaksanakan sesuai dengan praktik bisnis yang berlaku umum antara lain dilakukan dengan memenuhi prinsip transaksi yang wajar (*arms-length principle*)	15. Material information (if any), among others concerning investment, expansion, divestment, acquisition, debt/capital restructuring, transactions with related parties and transactions with conflict of interest that occurred during the year under review, among others include: a. Transaction date, value, and object; b. Name of transacting parties; c. Nature of related parties (if any); d. Description of the fairness of the transaction; and e. Compliance with related rules and regulations; f. If there is an affiliation relationship, in addition to disclosing the information as referred to in letter a) to letter e), the Issuer or Public Company also discloses the following information: • Statement from the Board of Directors that the affiliate transaction has gone through adequate procedures to ensure that the affiliate transaction is carried out in accordance with generally accepted business practices, among others, by complying with the arms-length principle; and • Role of the Board of Commissioners and the audit committee in carrying out adequate procedures to ensure that affiliated transactions are carried out in accordance with generally accepted business practices, among others, by complying with the arms-length principle	177-178 - 178-179 178 180 180 178 180-181 181

No.	Isi Laporan Tahunan	Annual Report Content	Halaman Page
	g. Untuk transaksi afiliasi atau transaksi material yang merupakan kegiatan usaha yang dijalankan dalam rangka menghasilkan pendapatan usaha dan dijalankan secara rutin, berulang, dan/atau berkelanjutan, ditambahkan penjelasan bahwa transaksi afiliasi atau transaksi material tersebut merupakan kegiatan usaha yang dijalankan dalam rangka menghasilkan pendapatan usaha dan dijalankan secara rutin, berulang, dan/atau berkelanjutan; Dalam hal transaksi afiliasi atau transaksi material dimaksud telah diungkapkan dalam laporan keuangan tahunan, ditambahkan informasi mengenai rujukan pengungkapan dalam laporan keuangan tahunan tersebut.	g. For affiliated transactions or material transactions which are business activities carried out in order to generate business income and are carried out regularly, repeatedly, and/or continuously, an explanation shall be disclosed that the affiliated transactions or material transactions are business activities carried out in order to generate operating income, and those are run regularly, repeatedly, and/or continuously; If the affiliated transactions or material transactions in question have been disclosed in the annual financial statements, additional information regarding the disclosure reference in the annual financial statements is added.	181
	h. Untuk pengungkapan transaksi afiliasi dan/atau transaksi benturan kepentingan yang merupakan hasil pelaksanaan transaksi afiliasi dan/atau transaksi benturan kepentingan yang telah disetujui pemegang saham independen, ditambahkan informasi mengenai tanggal pelaksanaan RUPS yang menyetujui transaksi afiliasi dan/atau transaksi benturan kepentingan tersebut;	h. For disclosure of affiliated transactions and/or conflict of interest transactions resulting from the implementation of affiliated transactions and/or conflict of interest transactions that have been approved by independent shareholders, additional information regarding the date of the GMS that approved the affiliated transactions and/or conflict of interest transactions is disclosed;	-
	i. Dalam hal tidak terdapat transaksi afiliasi dan/atau transaksi benturan kepentingan, maka diungkapkan mengenai hal tersebut;	i. If there is no affiliated transaction and/or conflict of interest transactions, such matters shall be disclosed;	-
	16. Perubahan ketentuan peraturan perundang-undangan yang berpengaruh signifikan terhadap Emiten atau Perusahaan Publik dan dampaknya terhadap laporan keuangan (jika ada); dan	16. Changes in regulation which have a significant effect on the Issuer or Public Company and impacts on the company (if any); and	181
	17. Perubahan kebijakan akuntansi, alasan dan dampaknya terhadap laporan keuangan (jika ada).	17. Changes in the accounting policy, rationale and impact on the financial statement (if any).	181-182
G	**Tata Kelola** Tata kelola Emiten atau Perusahaan Publik paling sedikit memuat uraian singkat mengenai:	**Corporate Governance** Corporate Governance of the Issuer or Public Company contains at least:	186
	1. RUPS, paling sedikit memuat:	1. GMS, at least contains:	192
	a. Informasi mengenai keputusan RUPS pada tahun buku dan 1 (satu) tahun sebelum tahun buku meliputi:	a. Information regarding the resolutions of the GMS in the fiscal year and 1 (one) year prior to the fiscal year include:	
	• Keputusan RUPS pada tahun buku dan 1 (satu) tahun sebelum tahun buku yang direalisasikan pada tahun buku; dan	• GMS resolutions in the fiscal year and 1 (one) year before the fiscal year are realized; and	194- 205
	• Keputusan RUPS pada tahun buku dan 1 (satu) tahun sebelum tahun buku yang belum direalisasikan beserta alasan belum direalisasikan;	• GMS resolutions for the fiscal year and 1 (one) year prior to the fiscal year that have not been realized and the reasons for not being realized;	206-219
	b. Dalam hal Emiten atau Perusahaan Publik menggunakan pihak independen dalam pelaksanaan RUPS untuk melakukan perhitungan suara, maka diungkapkan mengenai hal tersebut;	b. If the Issuer or Public Company uses an independent party in the implementation of the GMS to calculate the votes, this matter shall be disclosed;	202
	2. Direksi, paling sedikit memuat:	2. Board of Directors, at least contains:	235
	a. Tugas dan tanggung jawab masing-masing anggota Direksi; Informasi mengenai tugas dan tanggung jawab masing-masing anggota Direksi diuraikan dan dapat disajikan dalam bentuk tabel.	a. Duties and responsibilities of each member of the Board of Directors; Information regarding the duties and responsibilities of each member of the Board of Directors is described and can be presented in table.	236-238
	b. Pernyataan bahwa Direksi memiliki pedoman atau piagam (*charter*) Direksi	b. Statement that the Board of Directors has guidelines or charter for the Board of Directors	235-236

No.	Isi Laporan Tahunan	Annual Report Content	Halaman Page
	c. Kebijakan dan pelaksanaan frekuensi rapat Direksi, rapat Direksi bersama Dewan Komisaris, dan tingkat kehadiran anggota Direksi dalam rapat tersebut termasuk kehadiran dalam RUPS; Informasi tingkat kehadiran anggota Direksi dalam rapat Direksi, rapat Direksi bersama Dewan Komisaris, atau RUPS dapat disajikan dalam bentuk tabel.	c. Policies and implementation of the frequency of meetings of the Board of Directors, meetings of the Board of Directors with the Board of Commissioners, and the level of attendance of members of the Board of Directors in the meeting including attendance at the GMS; Information on the level of attendance of members of the Board of Directors at the meeting of the Board of Directors, the meeting of the Board of Directors with the Board of Commissioners, or the GMS can be presented in table.	244-246
	d. Pelatihan dan/atau peningkatan kompetensi anggota Direksi: • Kebijakan pelatihan dan/atau peningkatan kompetensi anggota Direksi, termasuk program orientasi bagi anggota Direksi yang baru diangkat (jika ada); dan • Pelatihan dan/atau peningkatan kompetensi yang diikuti anggota Direksi dalam tahun buku (jika ada);	d. Training and/or competency improvement of members of the Board of Directors: • Policy on training and/or improving the competence of members of the Board of Directors, including an orientation program for newly appointed members of the Board of Directors (if any); and • Training and/or competency improvement attended by members of the Board of Directors in the fiscal year (if any);	246; 243-244 246
	e. Penilaian Direksi terhadap kinerja komite yang mendukung pelaksanaan tugas Direksi pada tahun buku paling sedikit memuat: • Prosedur penilaian kinerja; dan • Kriteria yang digunakan seperti capaian kinerja selama tahun buku, kompetensi dan kehadiran dalam rapat; dan	e. Board of Directors' assessment of the performance of the committees that support the implementation of the duties of the Board of Directors in the fiscal year shall at least contain: • Performance appraisal procedures; and • Criteria used are performance achievements during the fiscal year, competence and attendance at meetings; and	248 248 248
	f. Dalam hal Emiten atau Perusahaan Publik tidak memiliki komite yang mendukung pelaksanaan tugas Direksi, maka diungkapkan mengenai hal tersebut.	f. If the Issuer or Public Company does not have a committee that supports the implementation of the duties of the Board of Directors, this matter shall be disclosed.	-
3.	Dewan Komisaris, paling sedikit memuat:	3. The Board of Commissioners, at least contains:	220
	a. Tugas dan tanggung jawab Dewan Komisaris;	a. Duties and responsibilities of the Board of Commissioners;	220-222
	b. Pernyataan bahwa Dewan Komisaris memiliki pedoman atau piagam (*charter*) Dewan Komisaris;	b. Statement that the Board of Commissioners has guidelines or charter for the Board of Commissioners;	220
	c. Kebijakan dan pelaksanaan frekuensi rapat Dewan Komisaris, rapat Dewan Komisaris bersama Direksi dan tingkat kehadiran anggota Dewan Komisaris dalam rapat tersebut termasuk kehadiran dalam RUPS; Informasi tingkat kehadiran anggota Dewan Komisaris dalam rapat Dewan Komisaris, rapat Dewan Komisaris bersama Direksi, atau RUPS dapat disajikan dalam bentuk tabel.	c. Policies and implementation of the frequency of the Board of Commissioners meetings, the Board of Commissioners meeting with the Board of Directors and the level of attendance of the Board of Commissioners members in such meetings including attendance at the GMS; Information on the level of attendance of the Board of Commissioners members at the Board of Commissioners meeting, the Board of Commissioners meeting with the Board of Directors, or the GMS can be presented in table.	231-234
	d. Pelatihan dan/atau peningkatan kompetensi anggota Dewan Komisaris: • Kebijakan pelatihan dan/atau peningkatan kompetensi anggota Dewan Komisaris, termasuk program orientasi bagi anggota Dewan Komisaris yang baru diangkat (jika ada); dan • Pelatihan dan/atau peningkatan kompetensi yang diikuti anggota Dewan Komisaris dalam tahun buku (jika ada);	d. Training and/or competency improvement of members of the Board of Commissioners: • Policy on training and/or improving the competence of the Board of Commissioners members, including orientation programs for newly appointed members of the Board of Commissioners (if any); and • Training and/or competency improvement attended by the Board of Commissioners members during the fiscal year (if any);	235 235-230 235

No.	Isi Laporan Tahunan	Annual Report Content	Halaman Page
	e. Penilaian kinerja Direksi dan Dewan Komisaris serta masing-masing anggota Direksi dan anggota Dewan Komisaris, paling sedikit memuat:	e. Performance assessment of the Board of Directors and the Board of Commissioners as well as each member of the Board of Directors and the Board of Commissioners, at least containing:	247
	• Prosedur pelaksanaan penilaian kinerja;	• Procedures for implementing performance assessment;	247
	• Kriteria yang digunakan seperti capaian kinerja selama tahun buku, kompetensi dan kehadiran dalam rapat; dan	• Criteria used are performance achievements during the fiscal year, competence and attendance at meetings; and	247
	• Pihak yang melakukan penilaian; dan	• The party conducting the assessment; and	247
	f. Penilaian Dewan Komisaris terhadap kinerja Komite yang mendukung pelaksanaan tugas Dewan Komisaris pada tahun buku meliputi:	f. Assessment of the Board of Commissioners on the performance of the Committees that support the implementation of the duties of the Board of Commissioners in the fiscal year includes:	248
	• Prosedur penilaian kinerja; dan	• Performance assessment procedures; and	248
	• Kriteria yang digunakan seperti capaian kinerja selama tahun buku, kompetensi dan kehadiran dalam rapat;	• Criteria used are performance achievements during the fiscal year, competence and attendance at meetings;	248
4.	Nominasi dan remunerasi Direksi dan Dewan Komisaris, paling sedikit memuat:	4. Nomination and remuneration of the Board of Directors and the Board of Commissioners shall at least contain:	249
	a. Prosedur nominasi, meliputi uraian singkat mengenai kebijakan dan proses nominasi anggota Direksi dan/atau anggota Dewan Komisaris; dan	a. Nomination procedure, including brief description of the policy and nomination process for the Board of Directors members and/or the Board of Commissioners members; and	249-250
	b. Prosedur dan pelaksanaan remunerasi Direksi dan Dewan Komisaris, antara lain:	b. Procedures and implementation of remuneration for the Board of Directors and the Board of Commissioners, including:	249
	• Prosedur penetapan remunerasi Direksi dan Dewan Komisaris;	• Procedures for determining remuneration for the Board of Directors and the Board of Commissioners;	249
	• Struktur remunerasi Direksi dan Dewan Komisaris seperti, gaji, tunjangan, tantiem/bonus dan lainnya; dan	• Remuneration structure of the Board of Directors and the Board of Commissioners such as salary, allowances, tantiem/bonus and others; and	249
	• Besarnya remunerasi masing-masing anggota Direksi dan anggota Dewan Komisaris;	• Total remuneration for each member of the Board of Directors and the Board of Commissioners;	249
5.	Dewan pengawas syariah, bagi Emiten atau Perusahaan Publik yang menjalankan kegiatan usaha berdasarkan prinsip syariah sebagaimana tertuang dalam anggaran dasar, paling sedikit memuat:	5. Sharia supervisory board, for Issuer or Public Company that carries out business activities based on sharia principles as stated in the articles of association, shall at least contain the following information:	-
	a. Nama;	a. Name;	
	b. Dasar hukum pengangkatan dewan pengawas syariah;	b. Legal basis for the appointment of the sharia supervisory board;	-
	c. Periode penugasan dewan pengawas syariah;	c. Period of assignment of the sharia supervisory board;	-
	d. Tugas dan tanggung jawab dewan pengawas syariah; dan	d. Duties and responsibilities of the sharia supervisory board; and	-
	e. Frekuensi dan cara pemberian nasihat dan saran serta pengawasan pemenuhan prinsip syariah di pasar modal terhadap Emiten atau Perusahaan Publik;	e. Frequency and method of providing advice and suggestions as well as supervising the fulfillment of sharia principles in the capital market to Issuer or Public Company;	-
6.	Komite audit, paling sedikit memuat:	6. The Audit Committee, at least contains the following information:	252
	a. Nama dan jabatannya dalam keanggotaan komite;	a. Name and position in the committee;	254-256
	b. Usia;	b. Age;	
	c. Kewarganegaraan;	c. Citizenship;	254-256
	d. Riwayat pendidikan;	d. Education background;	254-256
			254-256

No.	Isi Laporan Tahunan	Annual Report Content	Halaman Page
	e. Riwayat jabatan, meliputi informasi: • Dasar hukum penunjukan sebagai anggota komite; • Rangkap jabatan, baik sebagai anggota Dewan Komisaris, anggota Direksi, dan/atau anggota komite serta jabatan lainnya (jika ada); dan • Pengalaman kerja beserta periode waktunya baik di dalam maupun di luar Emiten atau Perusahaan Publik;	e. History of position; including: • Legal basis for the appointment as member of the committee; • Concurrent position, as member of Board of Commissioners, member of Board of Directors, and/or member of committee, and other position (if any); and • Work experience and period in and outside the Issuer or Public Company;	254-256 254-256 254-256 254-256
	f. Periode dan masa jabatan anggota komite audit;	f. Period and terms of office of the member of Audit Committee;	254-256
	g. Pernyataan independensi komite audit;	g. Statement of independence of the Audit Committee;	256-257
	h. Pelatihan dan/atau peningkatan kompetensi yang telah diikuti dalam tahun buku (jika ada);	h. Training and/or competency improvement that have been followed in the fiscal year (if any);	258-259
	i. Kebijakan dan pelaksanaan frekuensi rapat komite audit dan tingkat kehadiran anggota komite audit dalam rapat tersebut; dan	i. Policies and implementation of the frequency of audit committee meetings and the level of attendance of audit committee members in those meetings; and	258
	j. Pelaksanaan kegiatan komite audit pada tahun buku sesuai dengan yang dicantumkan dalam pedoman atau piagam (*charter*) komite audit;	j. Implementation of the audit committee's activities for the fiscal year in accordance with the guidelines or charter of the audit committee;	257-258
7.	Komite atau fungsi nominasi dan remunerasi Emiten atau Perusahaan Publik, paling sedikit memuat:	7. Nomination and remuneration committee or function of the Issuer or Public Company, at least contains the following information:	260
	a. Nama dan jabatannya dalam keanggotaan komite;	a. Name and position in committee membership;	-
	b. Usia;	b. Age;	-
	c. Kewarganegaraan;	c. Nationality;	-
	d. Riwayat pendidikan;	d. Education background;	-
	e. Riwayat jabatan, meliputi informasi: • Dasar hukum penunjukan sebagai anggota komite; • Rangkap jabatan, baik sebagai anggota Dewan Komisaris, anggota Direksi, dan/atau anggota komite serta jabatan lainnya (jika ada); dan • Pengalaman kerja beserta periode waktunya baik di dalam maupun di luar Emiten atau Perusahaan Publik;	e. History of position, including information on: • Legal basis for appointment as committee member; • Concurrent positions, either as a member of the Board of Commissioners, member of the Board of Directors, and/or committee member and other positions (if any); and • Work experience and period of time both inside and outside the Issuer or Public Company;	- - - -
	f. Periode dan masa jabatan anggota komite;	f. Period and term of office of the committee members;	-
	g. Pernyataan independensi komite;	g. Statement of committee independence;	-
	h. Pelatihan dan/atau peningkatan kompetensi yang telah diikuti dalam tahun buku (jika ada);	h. Training and/or competency improvement that the committee members participated in the fiscal year (if any);	-
	i. Uraian tugas dan tanggung jawab;	i. Description of duties and responsibilities;	261
	j. Pernyataan bahwa telah memiliki pedoman atau piagam (*charter*);	j. Statement that the committee members have a guideline or charter;	260
	k. Kebijakan dan pelaksanaan frekuensi rapat dan tingkat kehadiran anggota dalam rapat tersebut;	k. Policies and implementation of the frequency of meetings and the level of attendance of members at the meeting;	-
	l. Uraian singkat pelaksanaan kegiatan pada tahun buku; dan	l. Brief description of the implementation of activities in the financial year; and	261
	m. Dalam hal tidak dibentuk komite nominasi dan remunerasi, Emiten atau Perusahaan Publik cukup mengungkapkan informasi sebagaimana dimaksuddalam huruf i) sampai dengan huruf l) dan mengungkapkan: • Alasan tidak dibentuknya komite; dan • Pihak yang melaksanakan fungsi nominasi dan remunerasi;	m. If no nomination and remuneration committee is formed, the Issuer or Public Company only discloses the information as referred to in point i) to point l) and disclose: • Reasons for not forming the committee; and • Parties who carry out the nomination and remuneration functions;	260 260 260

No.	Isi Laporan Tahunan	Annual Report Content	Halaman Page
8.	Komite lain yang dimiliki Emiten atau Perusahaan Publik dalam rangka mendukung fungsi dan tugas Direksi (jika ada) dan/atau komite yang mendukung fungsi dan tugas Dewan Komisaris, paling sedikit memuat:	8. Other committees by the Issuer or Public Company in order to support the functions and duties of the Board of Directors (if any) and/or committees that support the functions and duties of the Board of Commissioners, at least contain the following information:	-
	a. Nama dan jabatannya dalam keanggotaan komite;	a. Name and position in committee membership;	-
	b. Usia;	b. Age;	-
	c. Kewarganegaraan;	c. Nationality;	-
	d. Riwayat pendidikan;	d. Education background;	-
	e. Riwayat jabatan, meliputi informasi:	e. history of position, including information on:	-
	• Dasar hukum penunjukan sebagai anggota komite;	• Legal basis for appointment as committee member;	-
	• Rangkap jabatan, baik sebagai anggota Dewan Komisaris, anggota Direksi, dan/atau anggota komite serta jabatan lainnya (jika ada); dan	• Concurrent positions, either as a member of the Board of Commissioners, member of the Board of Directors, and/or committee member and other positions (if any); and	-
	• Pengalaman kerja beserta periode waktunya baik di dalam maupun di luar Emiten atau Perusahaan Publik;	• Work experience and period of time both inside and outside the Issuer or Public Company;	-
	f. Periode dan masa jabatan anggota komite;	f. Period and term of office of the committee members;	-
	g. Pernyataan independensi komite;	g. Statement of committee independence;	-
	h. Pelatihan dan/atau peningkatan kompetensi yang telah diikuti dalam tahun buku (jika ada); dan	h. Training and/or competency improvement that the committee members participated in the fiscal year (if any); and	-
	i. Uraian tugas dan tanggung jawab;	i. Description of duties and responsibilities;	-
	j. Pernyataan bahwa telah memiliki pedoman atau piagam (*charter*) komite;	j. Statement that the committee has guidelines or charters;	-
	k. Kebijakan dan pelaksanaan frekuensi rapat komite dan tingkat kehadiran anggota komite dalam rapat tersebut; dan	k. Policies and implementation of the frequency of committee meetings and the level of attendance of committee members at the	-
	l. Uraian singkat pelaksanaan kegiatan komite pada tahun buku;	l. Brief description of the committee's activities for the fiscal year; meeting; and	-
9.	Sekretaris perusahaan, paling sedikit memuat:	9. Corporate Secretary, including:	262
	a. Nama;	a. Name;	263
	b. Domisili;	b. Domicile;	263
	c. Riwayat jabatan, meliputi:	c. History of position, including	263
	• Dasar hukum penunjukan sebagai sekretaris perusahaan; dan	• Legal basis for the appointment as Corporate Secretary; and	263
	• Pengalaman kerja beserta periode waktunya baik di dalam maupun di luar Emiten atau Perusahaan Publik;	• Work experience and period in and outside the Issuer or Public Company;	263
	d. Riwayat pendidikan;	d. Education background;	263
	e. Pelatihan dan/atau peningkatan kompetensi yang diikuti dalam tahun buku; dan	e. Education and/or training during the fiscal year; and	265-266
	f. Uraian singkat pelaksanaan tugas sekretaris perusahaan pada tahun buku;	f. Brief description on the implementation of duties of the Corporate Secretary in the fiscal year;	263-265
10.	Unit audit internal, paling sedikit memuat:	10. The Internal Audit Unit, at least contains the following information:	267
	a. Nama kepala unit audit internal;	a. Name of Head of Internal Audit Unit;	271
	b. Riwayat jabatan, meliputi:	b. History of position, including:	271
	• Dasar hukum penunjukan sebagai kepala unit audit internal; dan	• Legal basis for the appointment as Head of Internal Audit Unit; and	271
	• Pengalaman kerja beserta periode waktunya baik di dalam maupun di luar Emiten atau Perusahaan Publik;	• Work experience and period I and outside the Issuer or Public Company;	271
	c. Kualifikasi atau sertifikasi sebagai profesi audit internal (jika ada);	c. Qualification or certification as internal auditor (if any);	271
	d. Pelatihan dan/atau peningkatan kompetensi yang diikuti dalam tahun buku;	d. Education and/or training during the fiscal year;	273
	e. Struktur dan kedudukan unit audit internal;	e. Structure and position of Internal Audit Unit;	269-270

No.	Isi Laporan Tahunan	Annual Report Content	Halaman Page
	f. Uraian tugas dan tanggung jawab;	f. Description of duties and responsibilities;	269
	g. Pernyataan bahwa telah memiliki pedoman atau piagam (*charter*) unit audit internal; dan	g. Statement that the Internal Audit Unit has Internal Audit Unit charter; and	267
	h. Uraian singkat pelaksanaan tugas unit audit internal pada tahun buku termasuk kebijakan dan pelaksanaan frekuensi rapat dengan Direksi, Dewan Komisaris, dan/atau komite audit;	h. Brief description on the implementation of duty of Internal Audit Unit during the fiscal year;	272-273
11.	Uraian mengenai sistem pengendalian internal (*internal control*) yang diterapkan oleh Emiten atau Perusahaan Publik, paling sedikit memuat:	11. Description on internal control system adopted by the Issuer or Public Company, at least covering:	275
	a. Pengendalian keuangan dan operasional, serta kepatuhan terhadap peraturan perundang-undangan lainnya;	a. Financial and operational control, and compliance to the other prevailing rules; and	278-279
	b. Tinjauan atas efektivitas sistem pengendalian internal; dan	b. Review on the effectiveness of internal control systems;	279
	c. Pernyataan Direksi dan/atau Dewan Komisaris atas kecukupan sistem pengendalian internal;	c. Statement of the Board of Directors and/or Board of Commissioners on the adequacy of the internal control system;	280
12.	Sistem manajemen risiko yang diterapkan oleh Emiten atau Perusahaan Publik, paling sedikit memuat:	12. Risk management system implemented by the Issuer or Public Company, at least includes:	281
	a. Gambaran umum mengenai sistem manajemen risiko Emiten atau Perusahaan Publik;	a. General description about the company's risk management system the Issuer or Public Company;	281-282
	b. Jenis risiko dan cara pengelolaannya;	b. Types of risk and the management; and	282-293
	c. Tinjauan atas efektivitas sistem manajemen risiko Emiten atau Perusahaan Publik; dan	c. Review the effectiveness of the risk management system applied by the Issuer or Public Company	293
	d. Pernyataan Direksi dan/atau Dewan Komisaris atau komite audit atas kecukupan sistem manajemen risiko;	d. Statement of the Board of Directors and/or the Board of Commissioners or the audit committee on the adequacy of the risk management system;	294
13.	Perkara hukum yang berdampak material yang dihadapi oleh Emiten atau Perusahaan Publik, entitas anak, anggota Direksi dan anggota Dewan Komisaris (jika ada), paling sedikit memuat:	13. Important cases faced by the Issuer or Public Company, subsidiaries, current members of the Board of Commissioners and the Board of Directors (if any), among others include:	294
	a. Pokok perkara/gugatan;	a. Substance of the case/claim;	-
	b. Status penyelesaian perkara/gugatan; dan	b. Status of settlement of case/claim; and	-
	c. Pengaruhnya terhadap kondisi Emiten atau Perusahaan Publik;	c. Potential impacts on the condition of the Issuer or Public Company	-
14.	Informasi tentang sanksi administratif/sanksi yang dikenakan kepada Emiten atau Perusahaan Publik, anggota Dewan Komisaris dan anggota Direksi, oleh Otoritas Jasa Keuangan dan otoritas lainnya pada tahun buku (jika ada);	14. Information about administrative sanctions imposed to Issuer or Public Company, members of the Board of Commissioners and the Board of Directors, by the Capital Market Authority and other authorities during the last fiscal year (if any);	294
15.	Informasi mengenai kode etik Emiten atau Perusahaan Publik meliputi:	15. Information about codes of conduct of the Issuer or Public Company, includes:	298
	a. Pokok-pokok kode etik;	a. Key points of the code of conduct	298
	b. Bentuk sosialisasi kode etik dan upaya penegakannya; dan	b. Socialization of the code of conduct and enforcement; and	298-299
	c. Pernyataan bahwa kode etik berlaku bagi anggota Direksi, anggota Dewan Komisaris, dan karyawan Emiten atau Perusahaan Publik;	c. Statement that the code of conduct is applicable for the Board of Commissioners, the Board of Directors, and employees of the Issuer of Public Company;	299
16.	Uraian singkat mengenai kebijakan pemberian kompensasi jangka panjang berbasis kinerja kepada manajemen dan/atau karyawan yang dimiliki oleh Emiten atau Perusahaan Publik (jika ada), antara lain berupa program kepemilikan saham oleh manajemen (management stock ownership program/MSOP) dan/atau program kepemilikan saham oleh karyawan (employee stock ownership program/ESOP); Dalam hal pemberian kompensasi berupa program kepemilikan saham oleh manajemen (management stock ownership program/MSOP) dan/atau program kepemilikan saham oleh karyawan (employee stock ownership program/ESOP), informasi yang diungkapkan paling sedikit memuat:	16. Brief description of the policy for providing long-term performance-based compensation to management and/or employees owned by the Issuer or Public Company (if any), including the management stock ownership program (MSOP) and/or program share ownership by employees (employee stock ownership program/ESOP); In terms of providing compensation through management stock ownership program (MSOP) and/or an employee stock ownership program (ESOP), the disclose of information must at least contain:	177

No.	Isi Laporan Tahunan	Annual Report Content	Halaman Page
	a. Jumlah saham dan/atau opsi; b. Jangka waktu pelaksanaan; c. Persyaratan karyawan dan/atau manajemen yang berhak; dan d. Harga pelaksanaan atau penentuan harga pelaksanaan;	b. Total shares and/or options; c. Implementation period; d. Requirements for eligible employees and/or management; and e. Exercise price or determination of exercise price;	- - - -
	17. Uraian singkat mengenai kebijakan pengungkapan informasi mengenai: a. Kepemilikan saham anggota Direksi dan anggota Dewan Komisaris paling lambat 3 (tiga) hari kerja setelah terjadinya kepemilikan atau setiap perubahan kepemilikan atas saham Perusahaan Terbuka; dan b. Pelaksanaan atas kebijakan dimaksud;	17. Brief description of the information disclosure policy regarding: a. Share ownership of the Board of Directors and the Board of Commissioners members is no later than 3 (three) working days after the ownership or any change in ownership of shares of a Public Company; and b. Implementation of the policy;	300 300 300-301
	18. Uraian mengenai sistem pelaporan pelanggaran (whistleblowing system) di Emiten atau Perusahaan Publik, paling sedikit memuat: a. Cara penyampaian laporan pelanggaran; b. Perlindungan bagi pelapor; c. Penanganan pengaduan; d. Pihak yang mengelola pengaduan; dan e. Hasil dari penanganan pengaduan, paling sedikit: • Jumlah pengaduan yang masuk dan diproses dalam tahun buku; dan • Tindak lanjut pengaduan;	18. Description of whistleblowing system at the Issuer or Public Company (if any), among others include: a. Mechanism for violation reporting; b. Protection for the whistleblower; c. Handling of violation reports; d. Unit responsible for handling of violation report; and e. Results from violation report handling, at least includes: • Total of complaints received and processed during the fiscal year; and • Follow up of complaints;	301 301 302 302 302 302 - -
	19. Uraian mengenai kebijakan anti korupsi Emiten atau Perusahaan Publik, paling sedikit memuat: a. Program dan prosedur yang dilakukan dalam mengatasi praktik korupsi, balas jasa (kickbacks), fraud, suap dan/atau gratifikasi dalam Emiten atau Perusahaan Publik; dan b. Pelatihan/sosialisasi anti korupsi kepada karyawan Emiten atau Perusahaan Publik;	19. Description of the anti-corruption policy of the Issuer or Public Company, at least containing: a. Programs and procedures implemented in overcoming corruption, kickbacks, fraud, bribery and gratuities in Issuer or Public Company; and b. Anti-corruption training/socialization to employees of Issuer or Public Company;	303 303 303
	20. Penerapan atas pedoman tata kelola Perusahaan Terbuka bagi Emiten yang menerbitkan efek bersifat ekuitas atau Perusahaan Publik, meliputi: a. Pernyataan mengenai rekomendasi yang telah dilaksanakan; dan/atau b. Penjelasan atas rekomendasi yang belum dilaksanakan, disertai alasan dan alternatif pelaksanaannya (jika ada; Pengungkapan informasi dapat disajikan dalam bentuk tabel.	20. Implementation of the Guidelines of Corporate Governance for Public Company for Issuer issuing Equity-based Securities or Public Company, including: a. Statement regarding recommendation that have been implemented; and/or b. Description of recommendation that have not been implemented, alon with the reason and alternatives of implementation (if any) Disclosure of information is presented in table.	306-311 306-311 306-311
H	Tanggung Jawab Sosial dan Lingkungan Emiten atau Perusahaan Publik yang merupakan Laporan Keberlanjutan (Sustainability Report) sebagaimana dimaksud dalam Peraturan Otoritas Jasa Keuangan Nomor 51/POJK.03/2017 tentang Penerapan Keuangan Berkelanjutan bagi Lembaga Jasa Keuangan, Emiten, dan Perusahaan Publik	Social and Environmental Responsibility of Issuers or Public Companies that are Sustainability Reports as referred to in the Financial Services Authority Regulation No. 51/POJK.03/2017 concerning the Implementation of Sustainable Finance for Financial Services Institutions, Issuers, and Public Companies	328
I	Laporan Keuangan Tahunan yang Telah Diaudit	Audited Annual Financial Report	Lampiran Attachment
J	Surat Pernyataan Anggota Direksi dan Anggota Dewan Komisaris tentang Tanggung Jawab atas Laporan Tahunan	Statement Letter of the Board of Directors and the Board of Commissioners Members regarding Responsibility for the Annual Report	330-331

2024

LAPORAN TAHUNAN
ANNUAL REPORT

PT Chandra Asri Pacific Tbk

Chandra Asri

Head Office

Wisma Barito Pacific Tower A
Lantai 7
Jl. Let. Jend. S. Parman Kav.
62 - 63
Jakarta, 11410, Indonesia

Phone: (62-21) 530 7950
Fax: (62-21) 530 8930

Site Office

Chandra Asri Plant
Ciwandan Site
Jl. Raya Anyer Km. 123
Ciwandan, Cilegon
Banten, 42447, Indonesia

Phone: (62-254) 601 501
Fax: (62-254) 601 838 / 843

Chandra Asri Plant
Pulo Ampel Site
Desa Mangunreja
Puloampel, Serang
Banten, 42456, Indonesia

Phone: (62-254) 575 0080
Fax: (62-254) 575 0085